

Arts and Cultural Production Satellite Account (ACPSA)



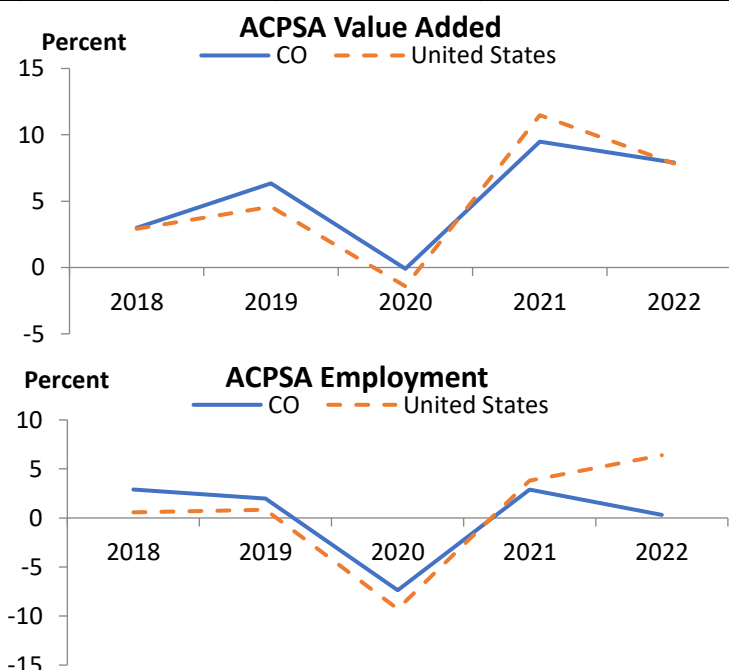
Colorado—2022

ACPSA value added	Share of state value added	ACPSA employment	Share of state employment	ACPSA compensation	Share of state compensation
\$18.1 billion	3.7%	104,163 jobs	3.5%	\$10.1 billion	3.8%
			Value added (thousands of dollars)	Employment (jobs)	Compensation (thousands of dollars)
All industries			491,289,000	3,003,053	265,588,272
ACPSA industries			18,083,387	104,163	10,101,498
Top 5 ACPSA industries by value added					
Broadcasting			3,648,980	12,539	1,879,117
Government			3,183,482	28,422	2,596,748
Publishing			2,865,293	7,301	1,371,935
Wholesale and transportation industries			819,701	3,586	438,489
Architectural services			813,788	4,081	522,216
Core arts and cultural industries			4,883,761	D	D
Top 5 core arts and cultural industries					
Architectural services			813,788	4,081	522,216
Advertising			788,004	3,404	379,754
Interior design services			689,529	1,872	169,480
Independent artists, writers, and performers			656,247	1,718	154,403
Promoters of performing arts and similar events			433,312	2,934	167,602

Trends in arts and cultural production: 2021—2022

In 2022, Colorado ranked 16th among all states in ACPSA value added and 28th among all states in ACPSA value added growth. Since 2021, ACPSA value added has grown 7.9 percent in Colorado, compared with an increase of 7.8 percent for the United States.

In 2022, Colorado ranked 15th among all states in ACPSA employment and 44th among all states in ACPSA employment growth. Since 2021, ACPSA employment has grown 0.3 percent in Colorado, compared with an increase of 6.4 percent for the United States.

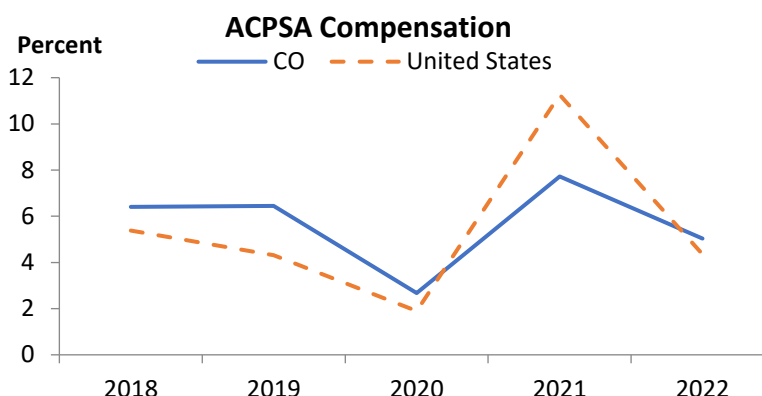


Note. BEA's ACPSA statistics are supported by funding from the National Endowment for the Arts.

Arts and Cultural Production Satellite Account (ACPSA)




In 2022, Colorado ranked 14th among all states in ACPSA compensation and 34th among all states in ACPSA compensation growth. Since 2021, ACPSA compensation has grown 5 percent in Colorado, compared with an increase of 4.3 percent for the United States. Average compensation per wage-and-salary job in Colorado's ACPSA industries was \$96,978 in 2022, compared with \$88,439 for all salaried jobs in the state.



Location quotients (LQ)

- In 2022, Colorado ACPSA value added was 14 percent below the national average. By comparison, the LQ for ACPSA value added in all states belonging to the U.S. Regional Arts Organization WESTAF (of which Colorado is a member) was 1.53, or 53 percent above the national average.
- As for employment in 2022, Colorado and WESTAF had an LQ of 1.06 and 1.22 respectively.
- And for compensation in 2022, Colorado and WESTAF had an LQ of 0.94 and 1.48 respectively.



ACPSA value added consists of the gross output of an industry less its intermediate inputs; the contribution of an industry to gross domestic product.

ACPSA employment consists of all wage-and-salary jobs in which the workers are engaged in the production of ACPSA goods and services.

ACPSA compensation consists of the remuneration (including wages and salaries as well as benefits, such as employer contributions to pension and health funds) payable to employees in return for their ACPSA work during a given year.

"Core" ACPSA industries are originators of ideas and content associated with the creation of arts and culture. "Supporting" industries produce and disseminate arts and cultural commodities.

Location quotients measure an industry's regional concentration of value added, employment, or compensation relative to the U.S. industry's share. For example, an employment LQ of 1.2 indicates that state's employment in the industry is 20 percent greater than the industry's national employment share. An employment LQ of 0.8 indicates that state's employment in the industry is 20 percent below the industry's national employment share.

Arts regions, for the purpose of this brief, are defined by the geography groupings for the six U.S. Regional Arts Organizations (RAOs). RAOs are nonprofit organizations that partner with their constituent state arts agencies and with the National Endowment for the Arts on planning and program delivery.

The Western States Arts Federation (WESTAF) RAO contains the states (AK, AZ, CA, CO, HI, ID, MT, NM, NV, OR, UT, WA, WY).

Please contact ArtsandCulture@bea.gov with any questions.