

Arts and Cultural Production Satellite Account (ACPSA)



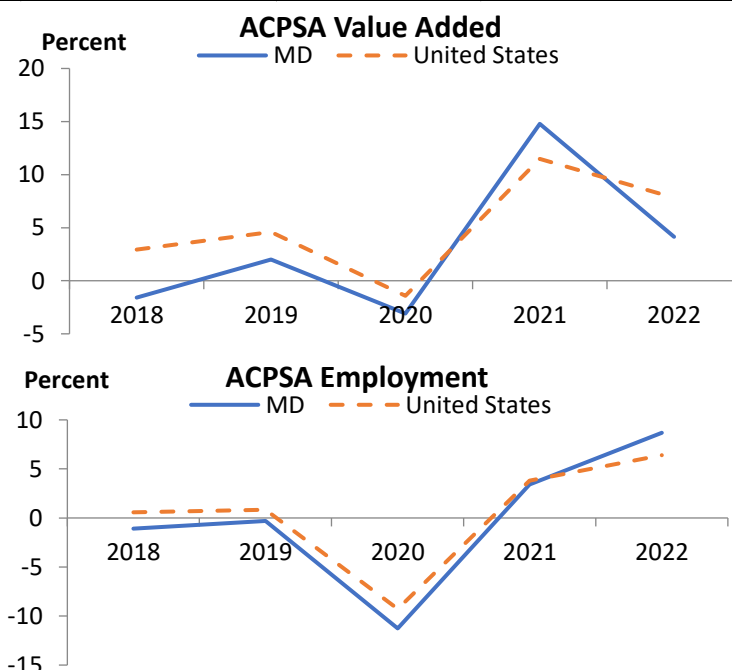
Maryland—2022

ACPSA value added	Share of state value added	ACPSA employment	Share of state employment	ACPSA compensation	Share of state compensation
\$12.9 billion	2.7%	80,202 jobs	2.8%	\$7.3 billion	2.8%
			Value added (thousands of dollars)	Employment (jobs)	Compensation (thousands of dollars)
All industries			480,112,700	2,823,994	262,120,686
ACPSA industries			12,868,907	80,202	7,292,174
Top 5 ACPSA industries by value added					
Government			2,986,808	22,584	2,404,319
Broadcasting			2,211,308	5,925	831,534
Publishing			1,178,822	3,366	535,763
Wholesale and transportation industries			863,162	D	D
Retail industries			655,967	8,599	394,071
Core arts and cultural industries			2,497,800	D	D
Top 5 core arts and cultural industries					
Advertising			480,229	2,276	220,754
Architectural services			405,877	2,059	264,012
Interior design services			300,031	921	82,553
Museums			211,417	1,601	85,389
Graphic design services			161,731	1,081	84,197

Trends in arts and cultural production: 2021—2022

In 2022, Maryland ranked 19th among all states in ACPSA value added and 46th among all states in ACPSA value added growth. Since 2021, ACPSA value added has grown 4.2 percent in Maryland, compared with an increase of 7.8 percent for the United States.

In 2022, Maryland ranked 22nd among all states in ACPSA employment and 10th among all states in ACPSA employment growth. Since 2021, ACPSA employment has grown 8.7 percent in Maryland, compared with an increase of 6.4 percent for the United States.

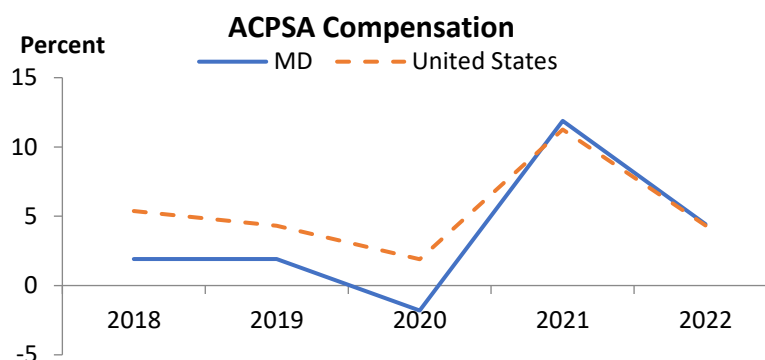


Note. BEA's ACPSA statistics are supported by funding from the National Endowment for the Arts.

Arts and Cultural Production Satellite Account (ACPSA)

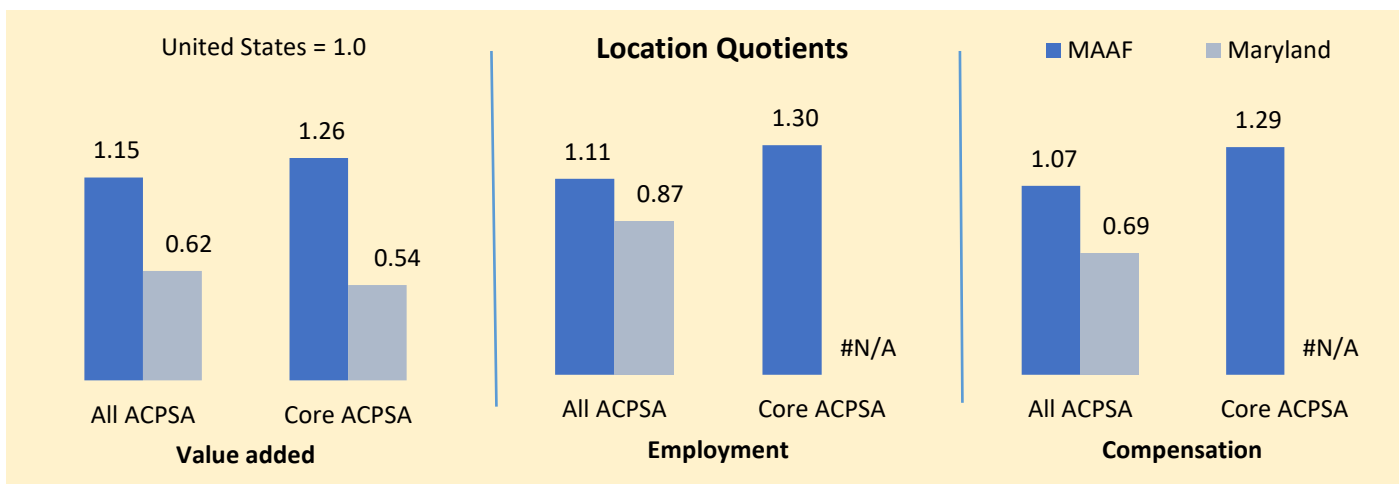


In 2022, Maryland ranked 18th among all states in ACPSA compensation and 36th among all states in ACPSA compensation growth. Since 2021, ACPSA compensation has grown 4.4 percent in Maryland, compared with an increase of 4.3 percent for the United States. Average compensation per wage-and-salary job in Maryland's ACPSA industries was \$90,923 in 2022, compared with \$92,819 for all salaried jobs in the state.



Location quotients (LQ)

- In 2022, Maryland ACPSA value added was 38 percent below the national average. By comparison, the LQ for ACPSA value added in all states belonging to the U.S. Regional Arts Organization MAAF (of which Maryland is a member) was 1.15, or 15 percent above the national average.
- As for employment in 2022, Maryland and MAAF had an LQ of 0.87 and 1.11 respectively.
- And for compensation in 2022, Maryland and MAAF had an LQ of 0.69 and 1.07 respectively.



ACPSA value added consists of the gross output of an industry less its intermediate inputs; the contribution of an industry to gross domestic product.

ACPSA employment consists of all wage-and-salary jobs in which the workers are engaged in the production of ACPSA goods and services.

ACPSA compensation consists of the remuneration (including wages and salaries as well as benefits, such as employer contributions to pension and health funds) payable to employees in return for their ACPSA work during a given year.

"Core" ACPSA industries are originators of ideas and content associated with the creation of arts and culture. "Supporting" industries produce and disseminate arts and cultural commodities.

Location quotients measure an industry's regional concentration of value added, employment, or compensation relative to the U.S. industry's share. For example, an employment LQ of 1.2 indicates that state's employment in the industry is 20 percent greater than the industry's national employment share. An employment LQ of 0.8 indicates that state's employment in the industry is 20 percent below the industry's national employment share.

Arts regions, for the purpose of this brief, are defined by the geography groupings for the six U.S. Regional Arts Organizations (RAOs). RAOs are nonprofit organizations that partner with their constituent state arts agencies and with the National Endowment for the Arts on planning and program delivery.

The Mid Atlantic Arts Foundation (MAAF) RAO contains the states (DE, DC, MD, NJ, NY, PA, VA, WV).

Please contact ArtsandCulture@bea.gov with any questions.