

Arts and Cultural Production Satellite Account (ACPSA)



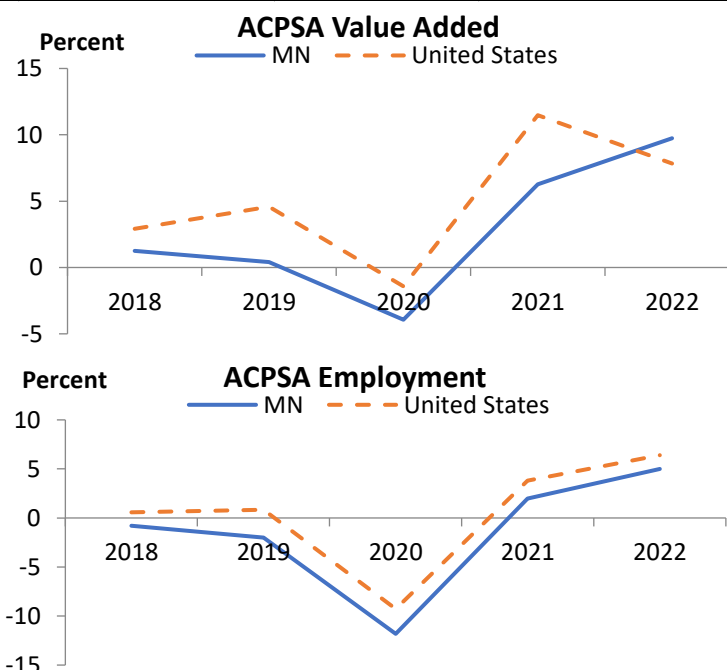
Minnesota—2022

ACPSA value added	Share of state value added	ACPSA employment	Share of state employment	ACPSA compensation	Share of state compensation
\$13.8 billion	3.1%	90,085 jobs	3.0%	\$7.5 billion	3.0%
			Value added (thousands of dollars)	Employment (jobs)	Compensation (thousands of dollars)
All industries			448,032,400	2,992,223	248,794,740
ACPSA industries			13,778,712	90,085	7,521,930
Top 5 ACPSA industries by value added					
Government			2,700,859	25,014	2,198,967
Publishing			1,787,017	5,625	761,265
Broadcasting			1,492,083	5,274	558,247
Wholesale and transportation industries			1,291,790	5,730	704,996
Advertising			1,015,121	4,585	488,314
Core arts and cultural industries			3,438,586	25,345	1,738,987
Top 5 core arts and cultural industries					
Advertising			1,015,121	4,585	488,314
Architectural services			578,224	2,867	390,750
Performing arts companies			288,444	3,235	136,447
Independent artists, writers, and performers			234,481	849	55,994
Promoters of performing arts and similar events			226,242	3,066	94,921

Trends in arts and cultural production: 2021—2022

In 2022, Minnesota ranked 18th among all states in ACPSA value added and 23rd among all states in ACPSA value added growth. Since 2021, ACPSA value added has grown 9.7 percent in Minnesota, compared with an increase of 7.8 percent for the United States.

In 2022, Minnesota ranked 18th among all states in ACPSA employment and 24th among all states in ACPSA employment growth. Since 2021, ACPSA employment has grown 5 percent in Minnesota, compared with an increase of 6.4 percent for the United States.

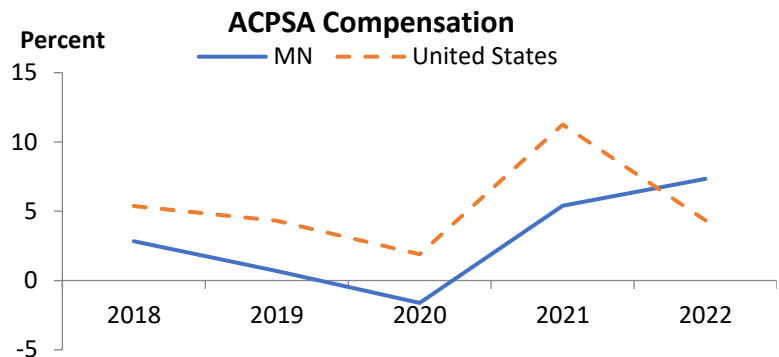


Note. BEA's ACPSA statistics are supported by funding from the National Endowment for the Arts.

Arts and Cultural Production Satellite Account (ACPSA)

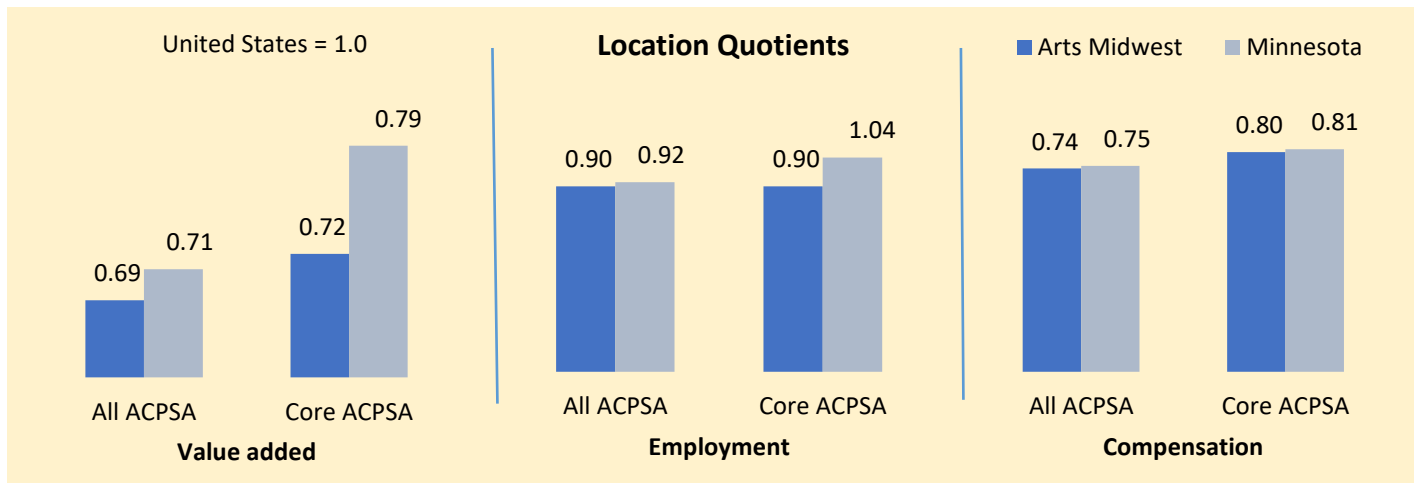


In 2022, Minnesota ranked 17th among all states in ACPSA compensation and 27th among all states in ACPSA compensation growth. Since 2021, ACPSA compensation has grown 7.3 percent in Minnesota, compared with an increase of 4.3 percent for the United States. Average compensation per wage-and-salary job in Minnesota's ACPSA industries was \$83,498 in 2022, compared with \$83,147 for all salaried jobs in the state.



Location quotients (LQ)

- In 2022, Minnesota ACPSA value added was 29 percent below the national average. By comparison, the LQ for ACPSA value added in all states belonging to the U.S. Regional Arts Organization Arts Midwest (of which Minnesota is a member) was 0.69, or 31 percent below the national average.
- As for employment in 2022, Minnesota and Arts Midwest had an LQ of 0.92 and 0.9 respectively.
- And for compensation in 2022, Minnesota and Arts Midwest had an LQ of 0.75 and 0.74 respectively.



ACPSA value added consists of the gross output of an industry less its intermediate inputs; the contribution of an industry to gross domestic product.

ACPSA employment consists of all wage-and-salary jobs in which the workers are engaged in the production of ACPSA goods and services.

ACPSA compensation consists of the remuneration (including wages and salaries as well as benefits, such as employer contributions to pension and health funds) payable to employees in return for their ACPSA work during a given year.

"Core" ACPSA industries are originators of ideas and content associated with the creation of arts and culture. "Supporting" industries produce and disseminate arts and cultural commodities.

Location quotients measure an industry's regional concentration of value added, employment, or compensation relative to the U.S. industry's share. For example, an employment LQ of 1.2 indicates that state's employment in the industry is 20 percent greater than the industry's national employment share. An employment LQ of 0.8 indicates that state's employment in the industry is 20 percent below the industry's national employment share.

Arts regions, for the purpose of this brief, are defined by the geography groupings for the six U.S. Regional Arts Organizations (RAOs). RAOs are nonprofit organizations that partner with their constituent state arts agencies and with the National Endowment for the Arts on planning and program delivery.

The Arts Midwest RAO contains the states (IL, IN, IA, MI, MN, ND, OH, SD, WI).

Please contact ArtsandCulture@bea.gov with any questions.