

Outdoor Recreation Satellite Account (ORSA)

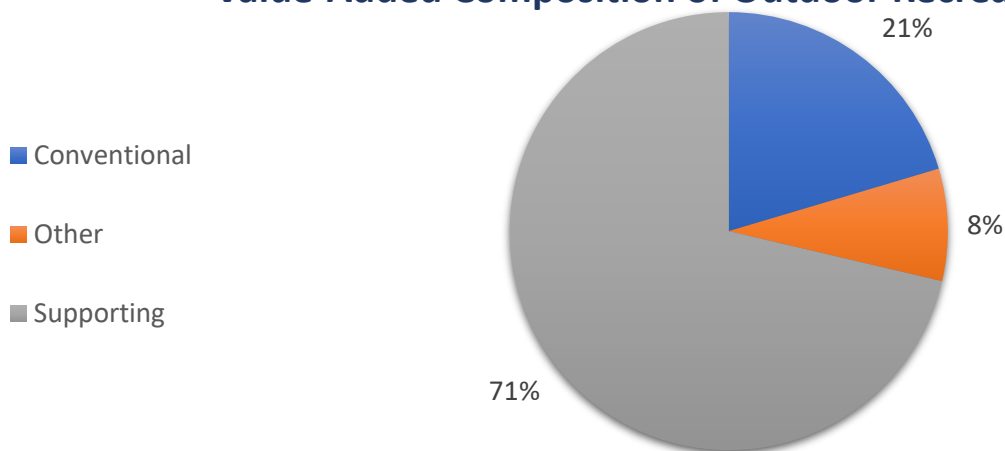


2021—Alaska

Value added [gross domestic product]		Employment		Compensation	
ORSA total	Share of state	ORSA total	Share of state	ORSA total	Share of state
\$2.1 billion	3.6%	18,878 jobs	5.6%	\$1.1 billion	3.6%

Value Added by Select ORSA Activity [Thousands of dollars]				
Activity	2019	2020	2021	State rank
RVing	76,660	86,125	96,103	42
Boating/Fishing	95,044	107,476	93,239	43
Climbing/Hiking/Tent Camping	22,281	24,825	28,064	38
Hunting/Shooting/Trapping	24,250	24,384	26,529	46
Snow Activities	26,635	22,741	23,221	34
Motorcycling/ATVing	11,784	12,562	14,435	48
Recreational Flying	19,827	29,410	12,714	23
Equestrian	7,100	6,574	7,189	49
Bicycling	4,546	5,430	6,071	46

Value-Added Composition of Outdoor Recreation Activities



Conventional ORSA activities include traditional outdoor activities, such as camping, hiking, boating, and hunting.

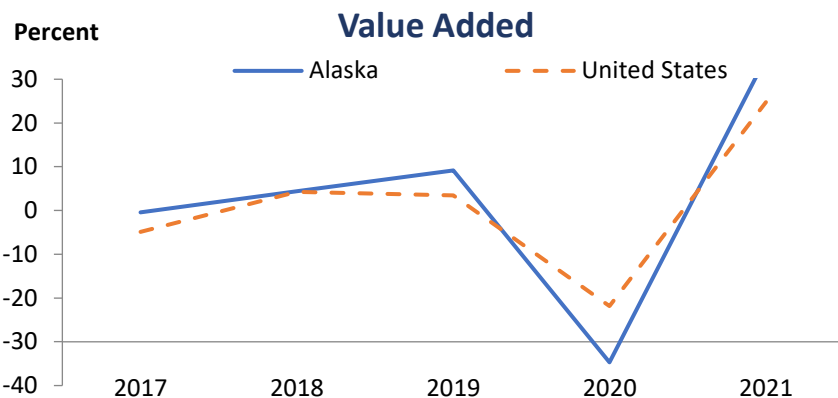
Other ORSA activities include those that take place outside, such as gardening and outdoor concerts.

Supporting ORSA activities are those that contribute to the core activities and include such things as construction, travel and tourism, local trips, and government expenditures.

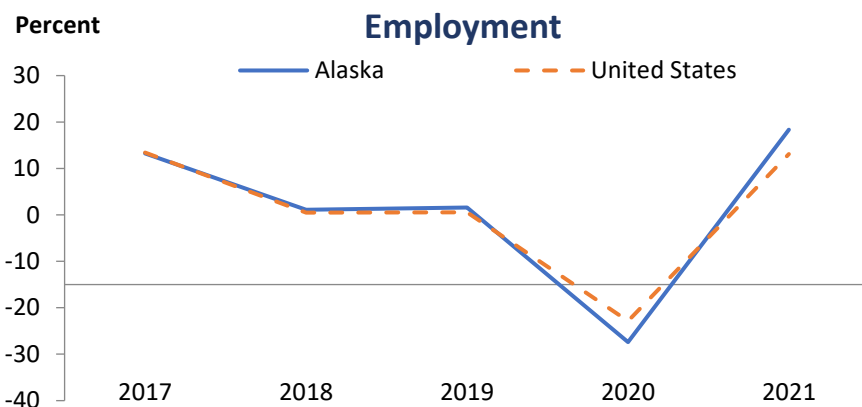
Outdoor Recreation Satellite Account (ORSA)



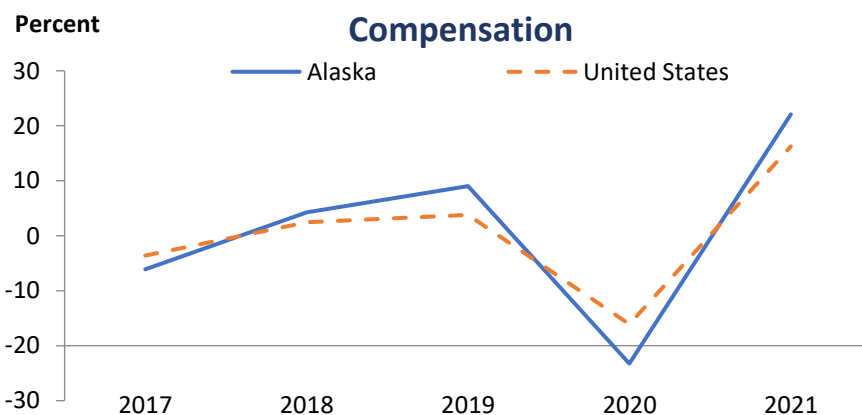
In 2021, Alaska ranked 43rd among all states in ORSA value added and 2nd among all states in ORSA value-added growth. Since 2020, ORSA value added has grown 34.9 percent in Alaska, compared with an increase of 24.7 percent for the United States.



In 2021, Alaska ranked 43rd among all states in ORSA employment and 4th among all states in ORSA employment growth. Since 2020, ORSA employment has grown 18.4 percent in Alaska, compared with an increase of 13.1 percent for the United States.



In 2021, Alaska ranked 43rd among all states in ORSA compensation and 4th among all states in ORSA compensation growth. Since 2020, ORSA compensation has grown 22.1 percent in Alaska, compared with an increase of 16.2 percent for the United States. Average compensation per wage-and-salary job in Alaska ORSA industries was \$56,638 in 2021, compared with \$87,419 for all salaried jobs in the state.



ORSA value added consists of the gross output of an industry less its intermediate inputs; the contribution of an industry to gross domestic product.

ORSA employment consists of all wage-and-salary jobs in which workers are engaged in the production of ORSA goods and services.

ORSA compensation consists of the remuneration (including wages and salaries as well as benefits, such as employer contributions to pension and health funds) payable to employees in return for their ORSA work during a given year.