

Outdoor Recreation Satellite Account (ORSA)

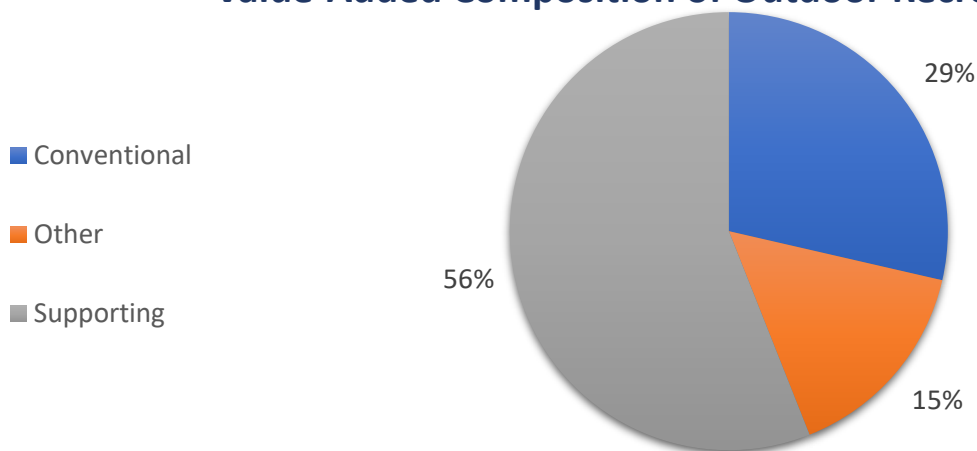


2021—Arizona

Value added [gross domestic product]		Employment		Compensation	
ORSA total	Share of state	ORSA total	Share of state	ORSA total	Share of state
\$9.8 billion	2.3%	100,514 jobs	3.3%	\$5.0 billion	2.1%

Value Added by Select ORSA Activity [Thousands of dollars]				
Activity	2019	2020	2021	State rank
RVing	333,842	395,680	492,881	14
Boating/Fishing	295,488	339,646	327,997	28
Hunting/Shooting/Trapping	199,292	263,083	307,042	11
Motorcycling/ATVing	91,266	118,935	138,726	18
Equestrian	93,657	84,807	99,714	28
Climbing/Hiking/Tent Camping	56,818	62,034	82,804	23
Bicycling	37,879	47,569	54,704	18
Snow Activities	37,555	33,600	33,426	30
Recreational Flying	20,350	18,665	18,399	13

Value-Added Composition of Outdoor Recreation Activities



Conventional ORSA activities include traditional outdoor activities, such as camping, hiking, boating, and hunting.

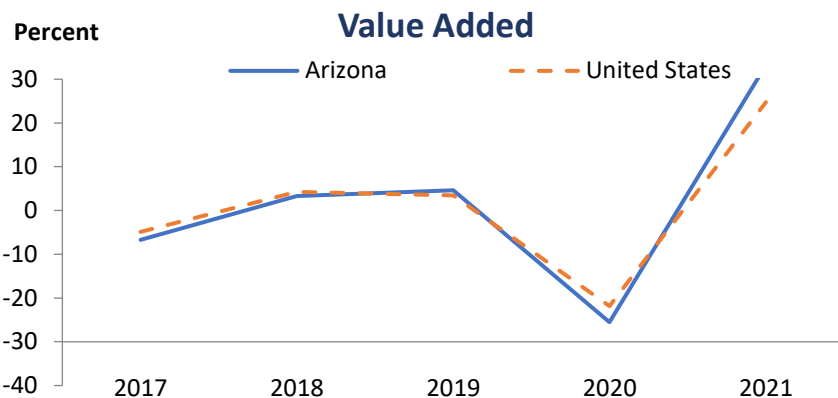
Other ORSA activities include those that take place outside, such as gardening and outdoor concerts.

Supporting ORSA activities are those that contribute to the core activities and include such things as construction, travel and tourism, local trips, and government expenditures.

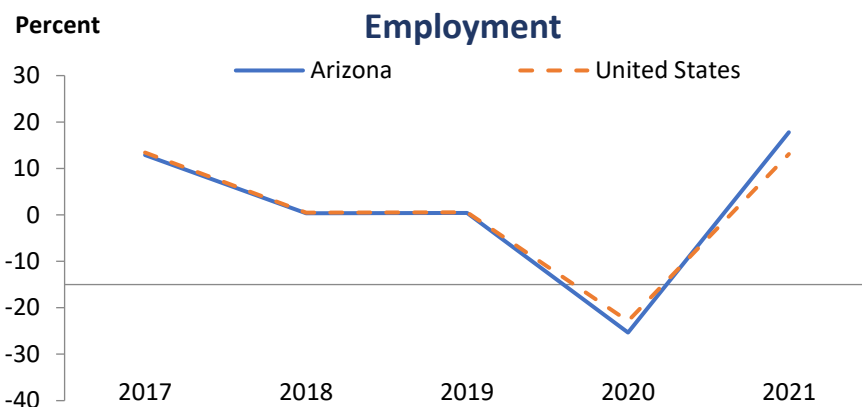
Outdoor Recreation Satellite Account (ORSA)



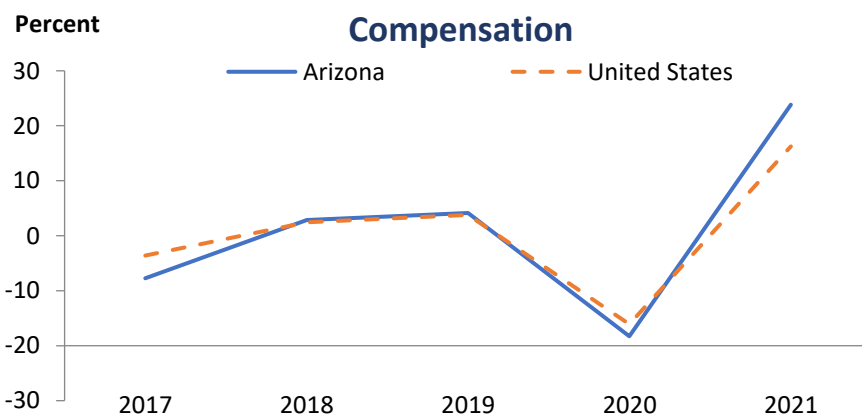
In 2021, Arizona ranked 16th among all states in ORSA value added and 3rd among all states in ORSA value-added growth. Since 2020, ORSA value added has grown 33.2 percent in Arizona, compared with an increase of 24.7 percent for the United States.



In 2021, Arizona ranked 16th among all states in ORSA employment and 7th among all states in ORSA employment growth. Since 2020, ORSA employment has grown 17.8 percent in Arizona, compared with an increase of 13.1 percent for the United States.



In 2021, Arizona ranked 15th among all states in ORSA compensation and 3rd among all states in ORSA compensation growth. Since 2020, ORSA compensation has grown 23.8 percent in Arizona, compared with an increase of 16.2 percent for the United States. Average compensation per wage-and-salary job in Arizona ORSA industries was \$49,770 in 2021, compared with \$75,603 for all salaried jobs in the state.



ORSA value added consists of the gross output of an industry less its intermediate inputs; the contribution of an industry to gross domestic product.

ORSA employment consists of all wage-and-salary jobs in which workers are engaged in the production of ORSA goods and services.

ORSA compensation consists of the remuneration (including wages and salaries as well as benefits, such as employer contributions to pension and health funds) payable to employees in return for their ORSA work during a given year.