

Outdoor Recreation Satellite Account (ORSA)

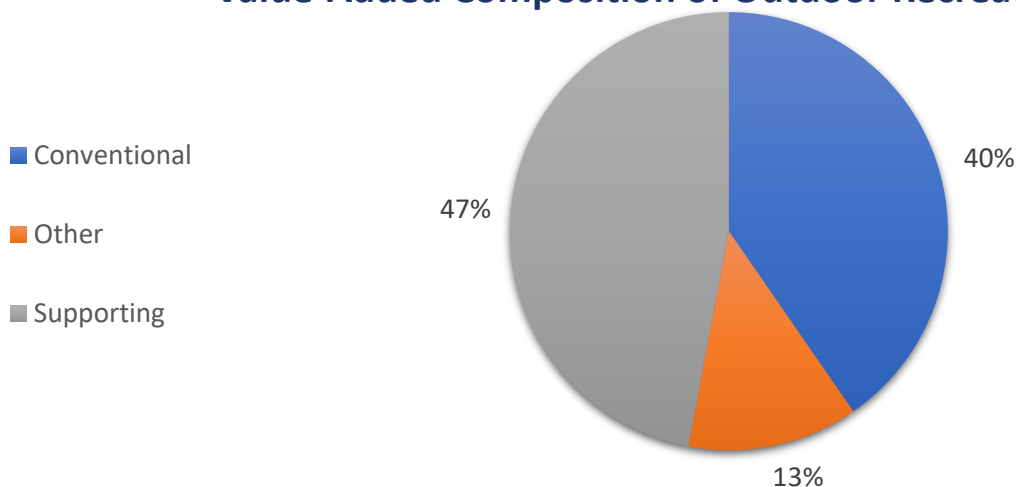


2021—Arkansas

Value added [gross domestic product]		Employment		Compensation	
ORSA total	Share of state	ORSA total	Share of state	ORSA total	Share of state
\$3.5 billion	2.4%	39,929 jobs	3.1%	\$1.8 billion	2.2%

Value Added by Select ORSA Activity [Thousands of dollars]				
Activity	2019	2020	2021	State rank
Boating/Fishing	271,047	341,948	323,531	29
RVing	111,190	135,021	170,722	34
Hunting/Shooting/Trapping	107,761	130,194	136,031	29
Equestrian	106,934	95,063	110,353	26
Motorcycling/ATVing	49,875	60,588	68,821	36
Climbing/Hiking/Tent Camping	30,258	31,935	43,616	31
Bicycling	15,779	18,077	21,486	28
Recreational Flying	8,397	6,391	7,275	35
Snow Activities	6,944	9,210	4,437	50

Value-Added Composition of Outdoor Recreation Activities



Conventional ORSA activities include traditional outdoor activities, such as camping, hiking, boating, and hunting.

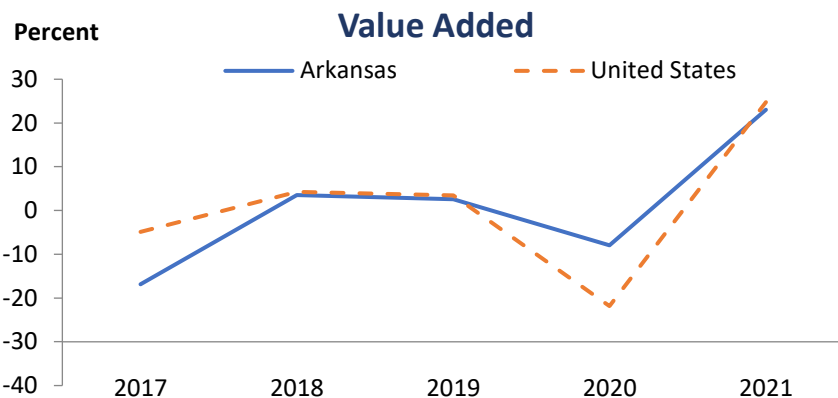
Other ORSA activities include those that take place outside, such as gardening and outdoor concerts.

Supporting ORSA activities are those that contribute to the core activities and include such things as construction, travel and tourism, local trips, and government expenditures.

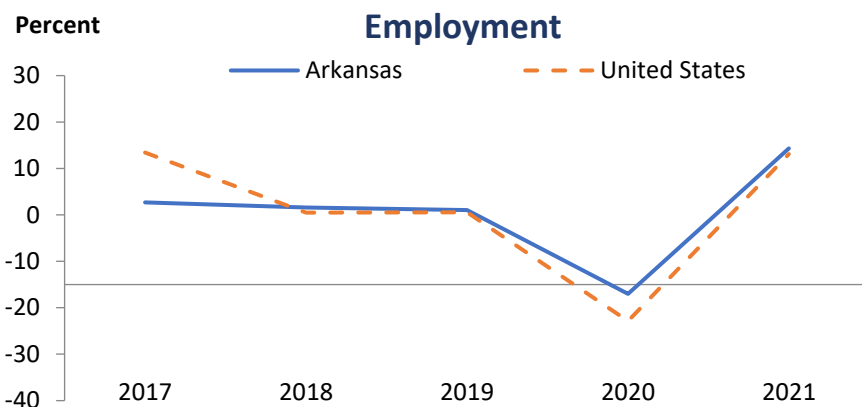
Outdoor Recreation Satellite Account (ORSA)



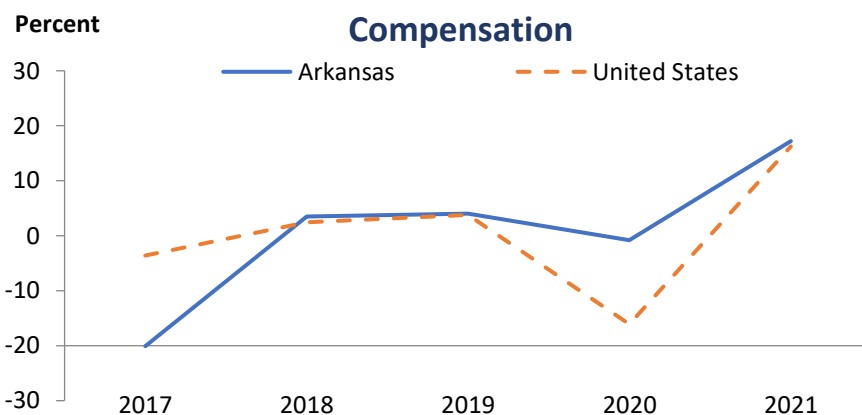
In 2021, Arkansas ranked 35th among all states in ORSA value added and 29th among all states in ORSA value-added growth. Since 2020, ORSA value added has grown 23 percent in Arkansas, compared with an increase of 24.7 percent for the United States.



In 2021, Arkansas ranked 34th among all states in ORSA employment and 21st among all states in ORSA employment growth. Since 2020, ORSA employment has grown 14.3 percent in Arkansas, compared with an increase of 13.1 percent for the United States.



In 2021, Arkansas ranked 34th among all states in ORSA compensation and 18th among all states in ORSA compensation growth. Since 2020, ORSA compensation has grown 17.2 percent in Arkansas, compared with an increase of 16.2 percent for the United States. Average compensation per wage-and-salary job in Arkansas ORSA industries was \$44,781 in 2021, compared with \$63,245 for all salaried jobs in the state.



ORSA value added consists of the gross output of an industry less its intermediate inputs; the contribution of an industry to gross domestic product.

ORSA employment consists of all wage-and-salary jobs in which workers are engaged in the production of ORSA goods and services.

ORSA compensation consists of the remuneration (including wages and salaries as well as benefits, such as employer contributions to pension and health funds) payable to employees in return for their ORSA work during a given year.