

# Outdoor Recreation Satellite Account (ORSA)

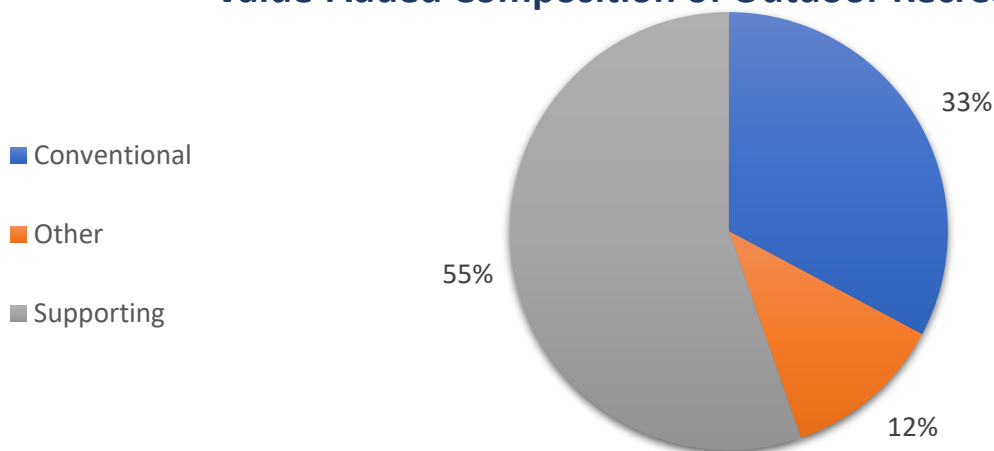


## 2021—Louisiana

Value added [gross domestic product]		Employment		Compensation	
ORSA total	Share of state	ORSA total	Share of state	ORSA total	Share of state
<b>\$6.5 billion</b>	<b>2.5%</b>	<b>57,740 jobs</b>	<b>3.0%</b>	<b>\$2.7 billion</b>	<b>2.1%</b>

Value Added by Select ORSA Activity [Thousands of dollars]				
Activity	2019	2020	2021	State rank
Boating/Fishing	409,904	695,769	438,050	22
RVing	216,939	204,494	266,487	27
Equestrian	121,558	116,529	136,682	20
Motorcycling/ATVing	126,473	105,180	131,156	21
Hunting/Shooting/Trapping	126,378	122,507	123,074	30
Climbing/Hiking/Tent Camping	26,640	29,323	40,175	35
Snow Activities	59,027	32,059	32,747	31
Recreational Flying	26,290	13,514	18,455	12
Bicycling	9,221	10,873	12,527	37

### Value-Added Composition of Outdoor Recreation Activities



**Conventional ORSA** activities include traditional outdoor activities, such as camping, hiking, boating, and hunting.

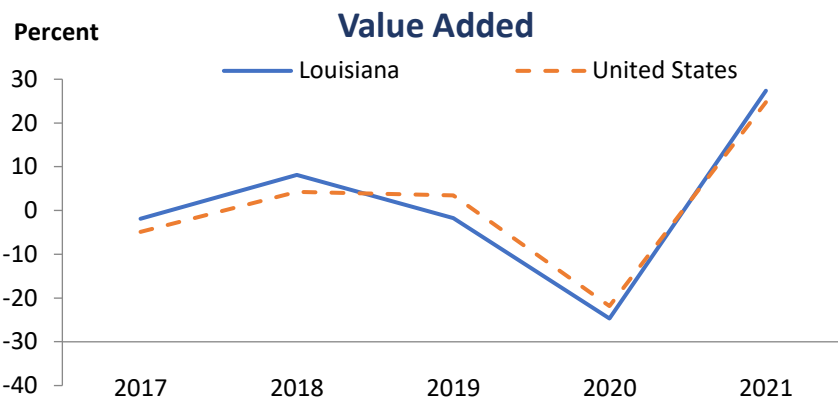
**Other ORSA** activities include those that take place outside, such as gardening and outdoor concerts.

**Supporting ORSA** activities are those that contribute to the core activities and include such things as construction, travel and tourism, local trips, and government expenditures.

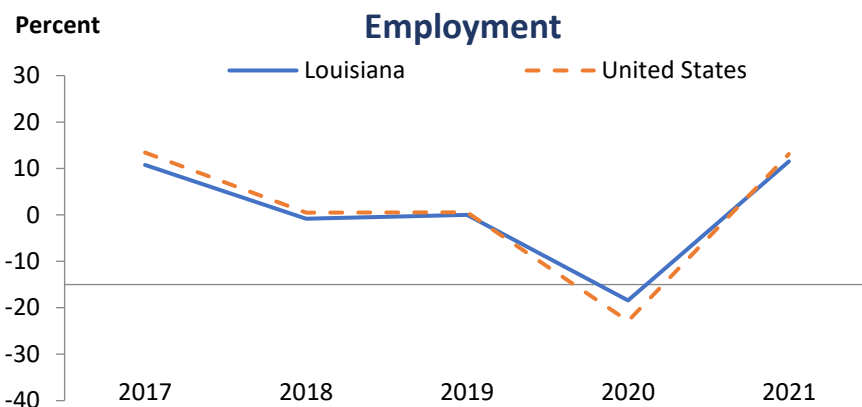
# Outdoor Recreation Satellite Account (ORSA)



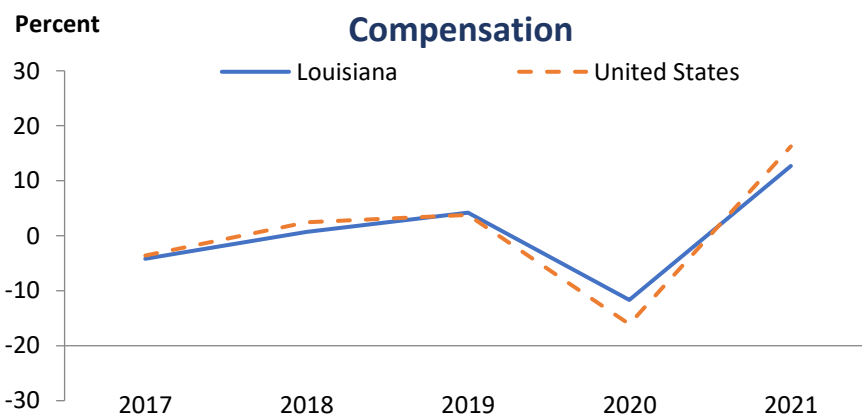
In 2021, Louisiana ranked 25th among all states in ORSA value added and 10th among all states in ORSA value-added growth. Since 2020, ORSA value added has grown 27.4 percent in Louisiana, compared with an increase of 24.7 percent for the United States.



In 2021, Louisiana ranked 27th among all states in ORSA employment and 40th among all states in ORSA employment growth. Since 2020, ORSA employment has grown 11.5 percent in Louisiana, compared with an increase of 13.1 percent for the United States.



In 2021, Louisiana ranked 26th among all states in ORSA compensation and 44th among all states in ORSA compensation growth. Since 2020, ORSA compensation has grown 12.7 percent in Louisiana, compared with an increase of 16.2 percent for the United States. Average compensation per wage-and-salary job in Louisiana ORSA industries was \$46,739 in 2021, compared with \$67,512 for all salaried jobs in the state.



**ORSA value added** consists of the gross output of an industry less its intermediate inputs; the contribution of an industry to gross domestic product.

**ORSA employment** consists of all wage-and-salary jobs in which workers are engaged in the production of ORSA goods and services.

**ORSA compensation** consists of the remuneration (including wages and salaries as well as benefits, such as employer contributions to pension and health funds) payable to employees in return for their ORSA work during a given year.