

Outdoor Recreation Satellite Account (ORSA)

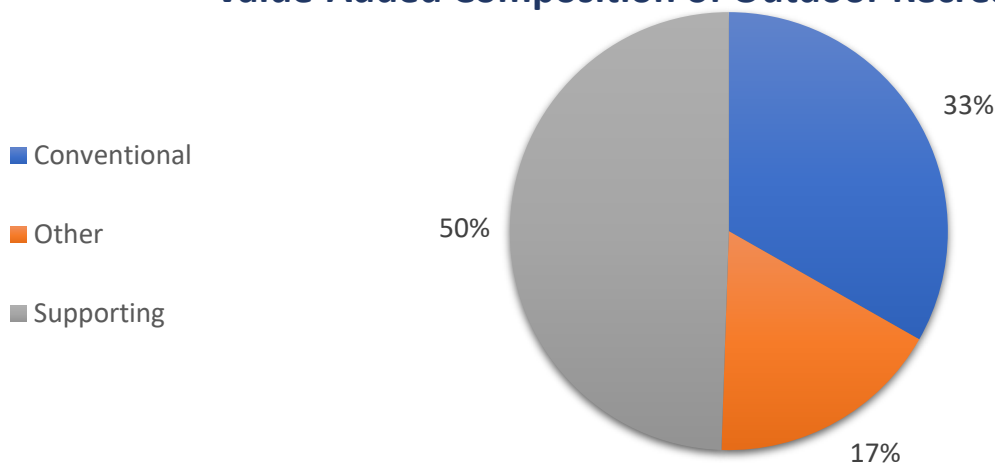


2021—Maryland

Value added [gross domestic product]		Employment		Compensation	
ORSA total	Share of state	ORSA total	Share of state	ORSA total	Share of state
\$6.6 billion	1.5%	71,886 jobs	2.6%	\$3.6 billion	1.5%

Value Added by Select ORSA Activity [Thousands of dollars]				
Activity	2019	2020	2021	State rank
Boating/Fishing	443,168	635,974	485,483	21
RVing	159,279	164,469	181,823	31
Hunting/Shooting/Trapping	147,941	142,718	145,687	26
Motorcycling/ATVing	68,170	74,104	78,961	32
Equestrian	79,923	71,239	76,138	33
Climbing/Hiking/Tent Camping	43,096	45,891	60,647	27
Snow Activities	41,706	35,615	35,356	29
Bicycling	26,191	30,548	33,648	25
Recreational Flying	8,573	7,904	7,778	33

Value-Added Composition of Outdoor Recreation Activities



Conventional ORSA activities include traditional outdoor activities, such as camping, hiking, boating, and hunting.

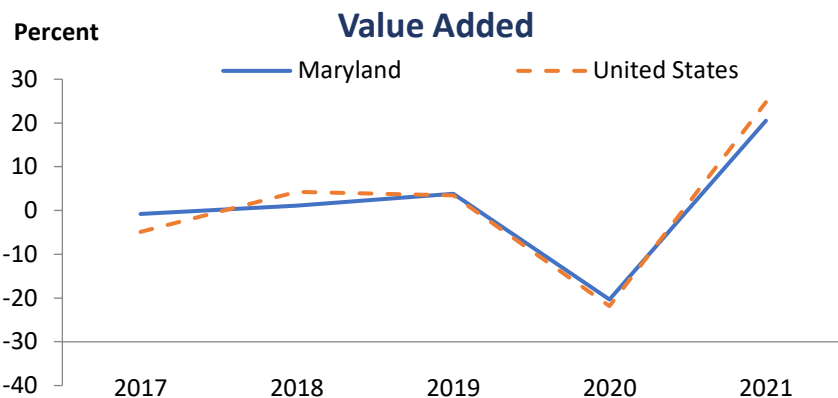
Other ORSA activities include those that take place outside, such as gardening and outdoor concerts.

Supporting ORSA activities are those that contribute to the core activities and include such things as construction, travel and tourism, local trips, and government expenditures.

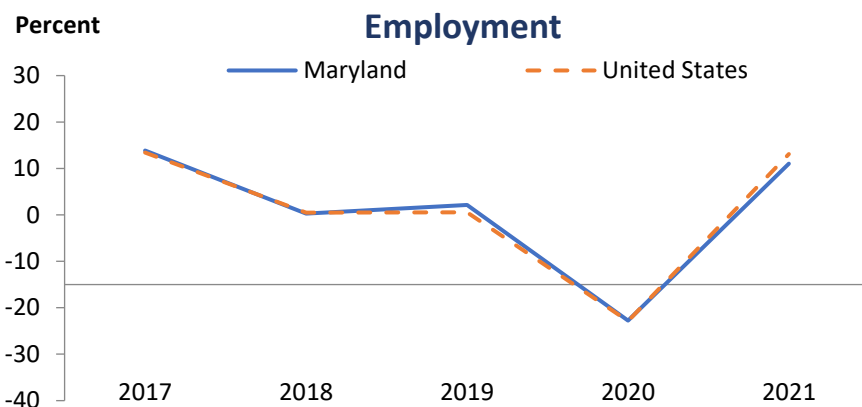
Outdoor Recreation Satellite Account (ORSA)



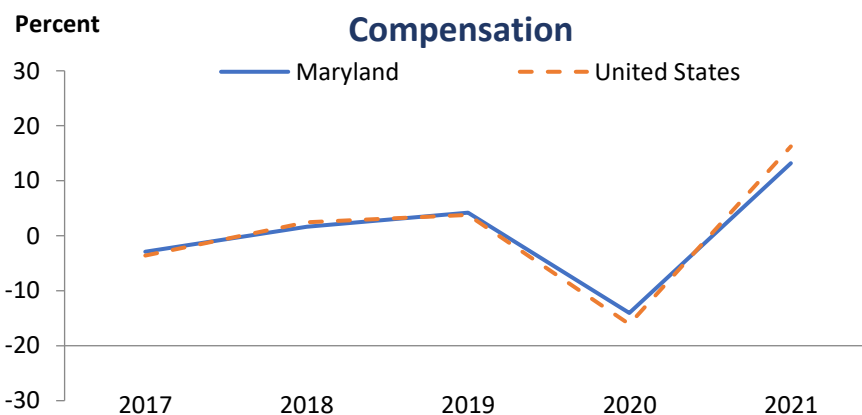
In 2021, Maryland ranked 23rd among all states in ORSA value added and 40th among all states in ORSA value-added growth. Since 2020, ORSA value added has grown 20.5 percent in Maryland, compared with an increase of 24.7 percent for the United States.



In 2021, Maryland ranked 24th among all states in ORSA employment and 42nd among all states in ORSA employment growth. Since 2020, ORSA employment has grown 11 percent in Maryland, compared with an increase of 13.1 percent for the United States.



In 2021, Maryland ranked 22nd among all states in ORSA compensation and 40th among all states in ORSA compensation growth. Since 2020, ORSA compensation has grown 13.2 percent in Maryland, compared with an increase of 16.2 percent for the United States. Average compensation per wage-and-salary job in Maryland ORSA industries was \$50,508 in 2021, compared with \$90,193 for all salaried jobs in the state.



ORSA value added consists of the gross output of an industry less its intermediate inputs; the contribution of an industry to gross domestic product.

ORSA employment consists of all wage-and-salary jobs in which workers are engaged in the production of ORSA goods and services.

ORSA compensation consists of the remuneration (including wages and salaries as well as benefits, such as employer contributions to pension and health funds) payable to employees in return for their ORSA work during a given year.