

# Outdoor Recreation Satellite Account (ORSA)

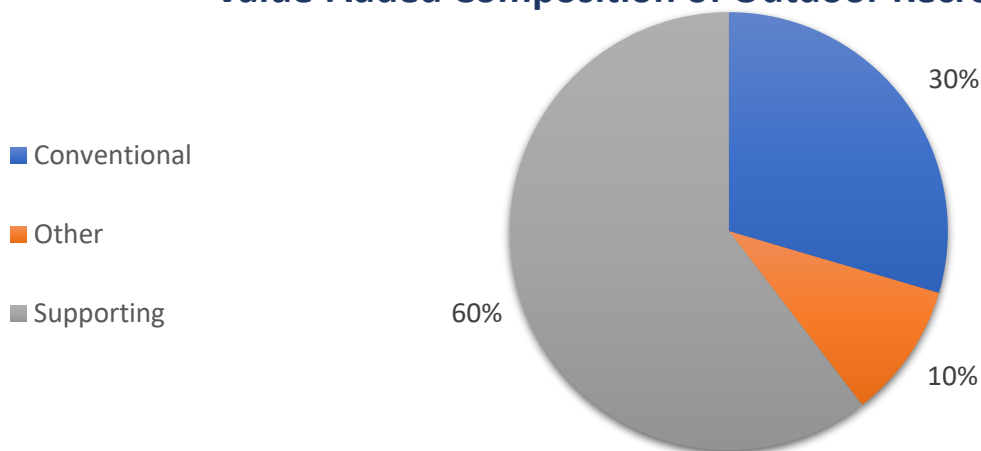


## 2021—New Mexico

Value added [gross domestic product]		Employment		Compensation	
ORSA total	Share of state	ORSA total	Share of state	ORSA total	Share of state
<b>\$2.3 billion</b>	<b>2.1%</b>	<b>28,475 jobs</b>	<b>3.4%</b>	<b>\$1.2 billion</b>	<b>2.1%</b>

Value Added by Select ORSA Activity [Thousands of dollars]				
Activity	2019	2020	2021	State rank
RVing	91,144	105,015	127,841	38
Boating/Fishing	72,706	102,256	78,696	46
Snow Activities	73,793	59,423	60,877	17
Equestrian	59,262	47,476	53,536	38
Motorcycling/ATVing	28,578	30,675	34,996	42
Hunting/Shooting/Trapping	17,974	20,896	23,230	47
Climbing/Hiking/Tent Camping	15,274	16,997	22,322	43
Bicycling	8,269	10,044	11,445	38
Recreational Flying	5,349	3,777	4,631	38

### Value-Added Composition of Outdoor Recreation Activities



**Conventional ORSA** activities include traditional outdoor activities, such as camping, hiking, boating, and hunting.

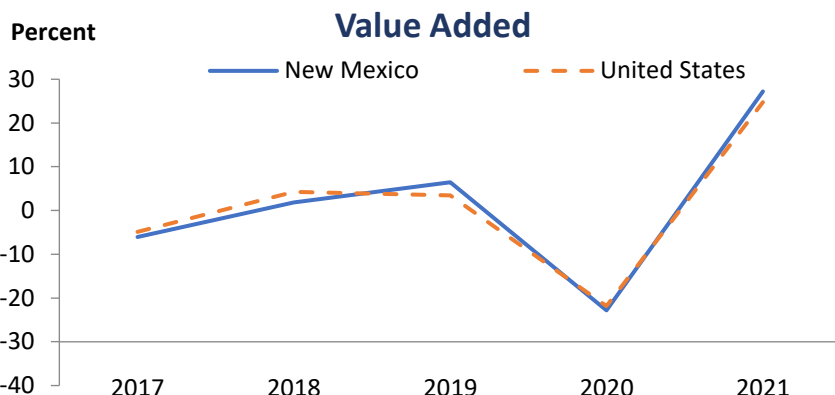
**Other ORSA** activities include those that take place outside, such as gardening and outdoor concerts.

**Supporting ORSA** activities are those that contribute to the core activities and include such things as construction, travel and tourism, local trips, and government expenditures.

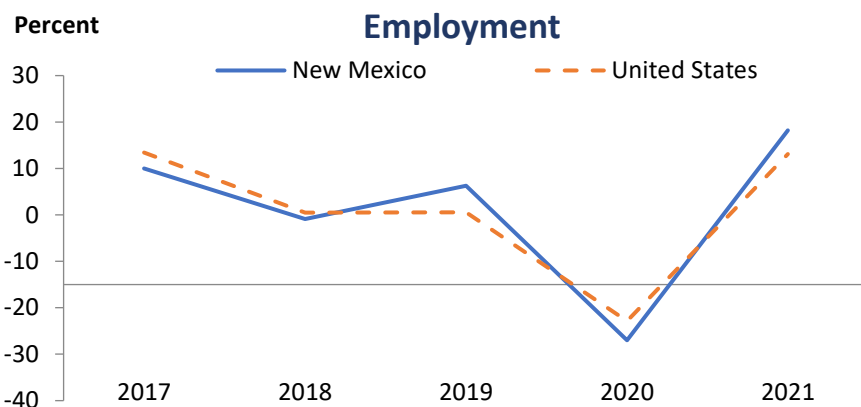
# Outdoor Recreation Satellite Account (ORSA)



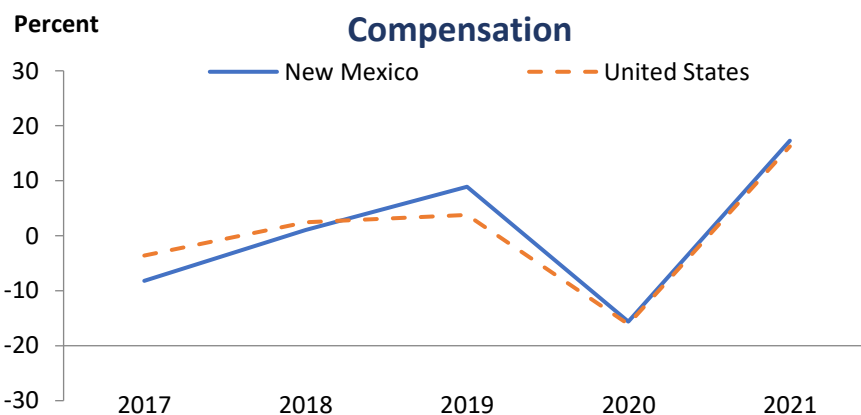
In 2021, New Mexico ranked 42nd among all states in ORSA value added and 12th among all states in ORSA value-added growth. Since 2020, ORSA value added has grown 27.2 percent in New Mexico, compared with an increase of 24.7 percent for the United States.



In 2021, New Mexico ranked 39th among all states in ORSA employment and 5th among all states in ORSA employment growth. Since 2020, ORSA employment has grown 18.2 percent in New Mexico, compared with an increase of 13.1 percent for the United States.



In 2021, New Mexico ranked 41st among all states in ORSA compensation and 16th among all states in ORSA compensation growth. Since 2020, ORSA compensation has grown 17.3 percent in New Mexico, compared with an increase of 16.2 percent for the United States. Average compensation per wage-and-salary job in New Mexico ORSA industries was \$41,248 in 2021, compared with \$66,749 for all salaried jobs in the state.



**ORSA value added** consists of the gross output of an industry less its intermediate inputs; the contribution of an industry to gross domestic product.

**ORSA employment** consists of all wage-and-salary jobs in which workers are engaged in the production of ORSA goods and services.

**ORSA compensation** consists of the remuneration (including wages and salaries as well as benefits, such as employer contributions to pension and health funds) payable to employees in return for their ORSA work during a given year.