

# Outdoor Recreation Satellite Account (ORSA)

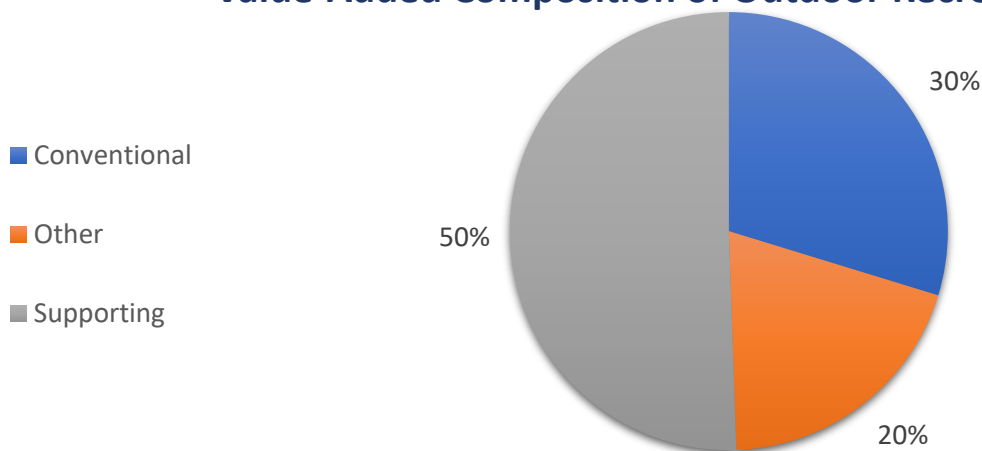


## 2021—New York

Value added [gross domestic product]		Employment		Compensation	
ORSA total	Share of state	ORSA total	Share of state	ORSA total	Share of state
<b>\$25.5 billion</b>	<b>1.3%</b>	<b>248,414 jobs</b>	<b>2.7%</b>	<b>\$14.4 billion</b>	<b>1.5%</b>

Value Added by Select ORSA Activity [Thousands of dollars]				
Activity	2019	2020	2021	State rank
Boating/Fishing	1,118,616	1,345,848	1,099,417	4
RVing	528,012	569,422	663,117	8
Hunting/Shooting/Trapping	326,960	297,007	296,713	13
Motorcycling/ATVing	245,269	254,901	267,737	7
Climbing/Hiking/Tent Camping	180,772	191,132	256,072	4
Equestrian	167,076	160,952	175,404	17
Snow Activities	174,008	149,622	146,966	9
Bicycling	100,374	116,336	125,675	7
Recreational Flying	30,737	29,129	25,510	8

### Value-Added Composition of Outdoor Recreation Activities



**Conventional ORSA** activities include traditional outdoor activities, such as camping, hiking, boating, and hunting.

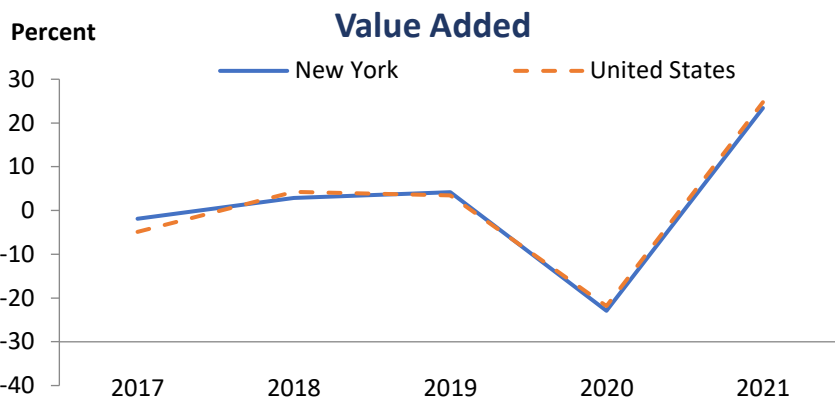
**Other ORSA** activities include those that take place outside, such as gardening and outdoor concerts.

**Supporting ORSA** activities are those that contribute to the core activities and include such things as construction, travel and tourism, local trips, and government expenditures.

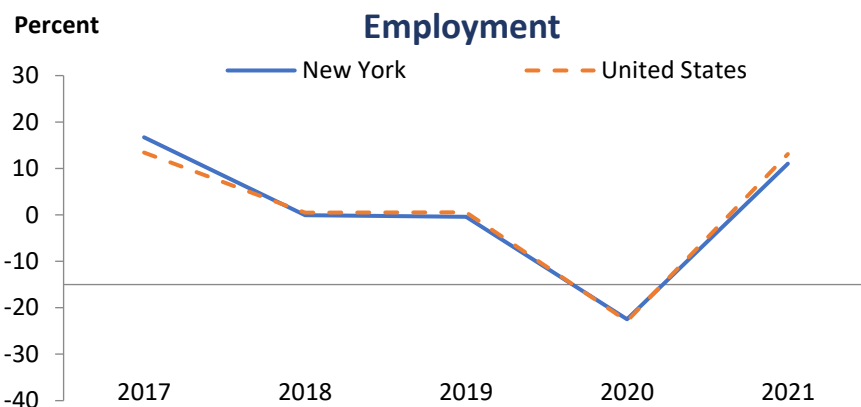
# Outdoor Recreation Satellite Account (ORSA)



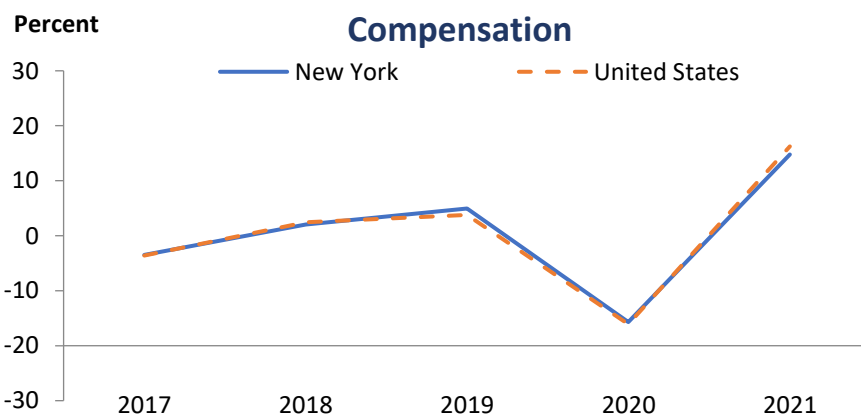
In 2021, New York ranked 4th among all states in ORSA value added and 27th among all states in ORSA value-added growth. Since 2020, ORSA value added has grown 23.4 percent in New York, compared with an increase of 24.7 percent for the United States.



In 2021, New York ranked 4th among all states in ORSA employment and 44th among all states in ORSA employment growth. Since 2020, ORSA employment has grown 11 percent in New York, compared with an increase of 13.1 percent for the United States.



In 2021, New York ranked 4th among all states in ORSA compensation and 33rd among all states in ORSA compensation growth. Since 2020, ORSA compensation has grown 14.8 percent in New York, compared with an increase of 16.2 percent for the United States. Average compensation per wage-and-salary job in New York ORSA industries was \$57,816 in 2021, compared with \$106,823 for all salaried jobs in the state.



**ORSA value added** consists of the gross output of an industry less its intermediate inputs; the contribution of an industry to gross domestic product.

**ORSA employment** consists of all wage-and-salary jobs in which workers are engaged in the production of ORSA goods and services.

**ORSA compensation** consists of the remuneration (including wages and salaries as well as benefits, such as employer contributions to pension and health funds) payable to employees in return for their ORSA work during a given year.