

Outdoor Recreation Satellite Account (ORSA)

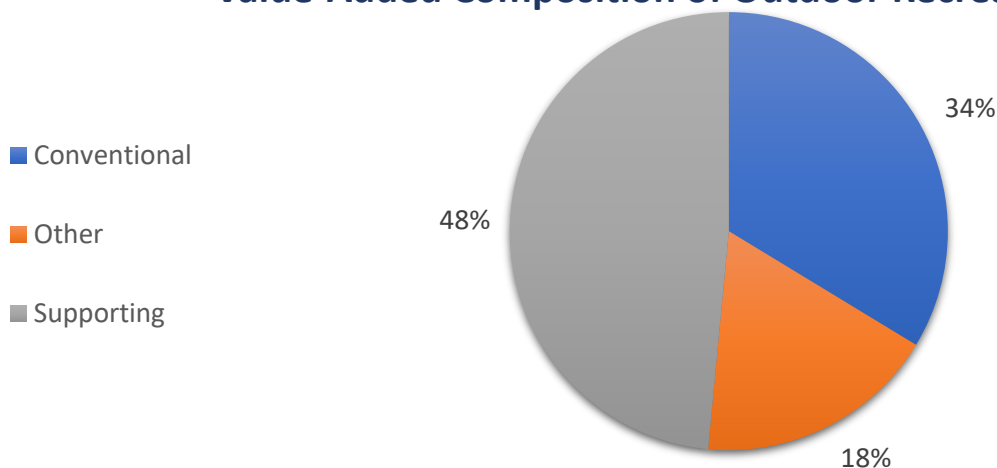


2021—North Carolina

Value added [gross domestic product]		Employment		Compensation	
ORSA total	Share of state	ORSA total	Share of state	ORSA total	Share of state
\$11.8 billion	1.8%	130,161 jobs	2.7%	\$5.9 billion	1.7%

Value Added by Select ORSA Activity [Thousands of dollars]				
Activity	2019	2020	2021	State rank
Boating/Fishing	681,719	850,714	814,032	8
RVing	330,023	376,467	444,345	17
Hunting/Shooting/Trapping	178,253	197,267	219,557	18
Equestrian	176,572	167,516	201,127	12
Motorcycling/ATVing	147,642	167,330	181,445	14
Climbing/Hiking/Tent Camping	114,854	121,790	162,235	10
Bicycling	46,326	57,853	67,603	15
Snow Activities	63,078	65,121	48,004	25
Recreational Flying	15,693	17,835	18,203	14

Value-Added Composition of Outdoor Recreation Activities



Conventional ORSA activities include traditional outdoor activities, such as camping, hiking, boating, and hunting.

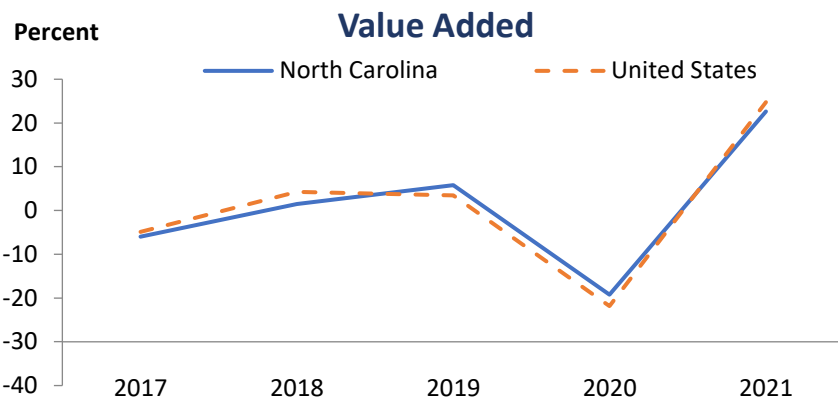
Other ORSA activities include those that take place outside, such as gardening and outdoor concerts.

Supporting ORSA activities are those that contribute to the core activities and include such things as construction, travel and tourism, local trips, and government expenditures.

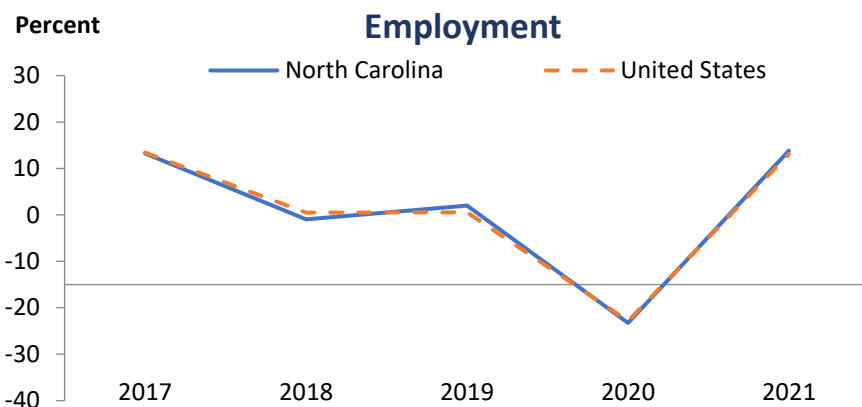
Outdoor Recreation Satellite Account (ORSA)



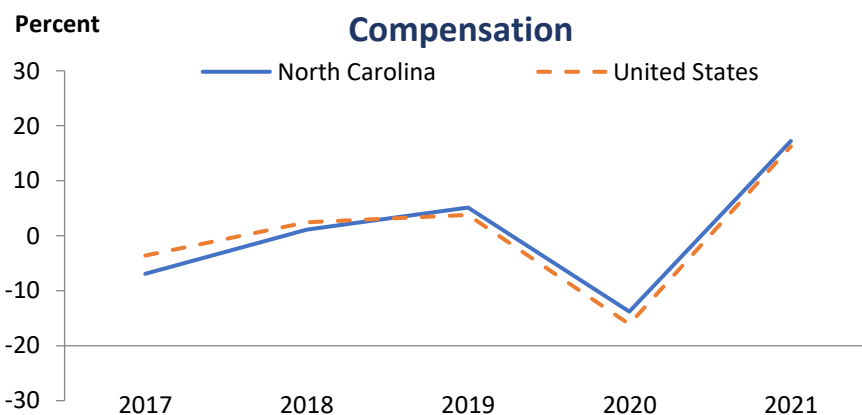
In 2021, North Carolina ranked 11th among all states in ORSA value added and 31st among all states in ORSA value-added growth. Since 2020, ORSA value added has grown 22.6 percent in North Carolina, compared with an increase of 24.7 percent for the United States.



In 2021, North Carolina ranked 9th among all states in ORSA employment and 24th among all states in ORSA employment growth. Since 2020, ORSA employment has grown 13.8 percent in North Carolina, compared with an increase of 13.1 percent for the United States.



In 2021, North Carolina ranked 12th among all states in ORSA compensation and 17th among all states in ORSA compensation growth. Since 2020, ORSA compensation has grown 17.2 percent in North Carolina, compared with an increase of 16.2 percent for the United States. Average compensation per wage-and-salary job in North Carolina ORSA industries was \$45,332 in 2021, compared with \$73,547 for all salaried jobs in the state.



ORSA value added consists of the gross output of an industry less its intermediate inputs; the contribution of an industry to gross domestic product.

ORSA employment consists of all wage-and-salary jobs in which workers are engaged in the production of ORSA goods and services.

ORSA compensation consists of the remuneration (including wages and salaries as well as benefits, such as employer contributions to pension and health funds) payable to employees in return for their ORSA work during a given year.