

# Outdoor Recreation Satellite Account (ORSA)

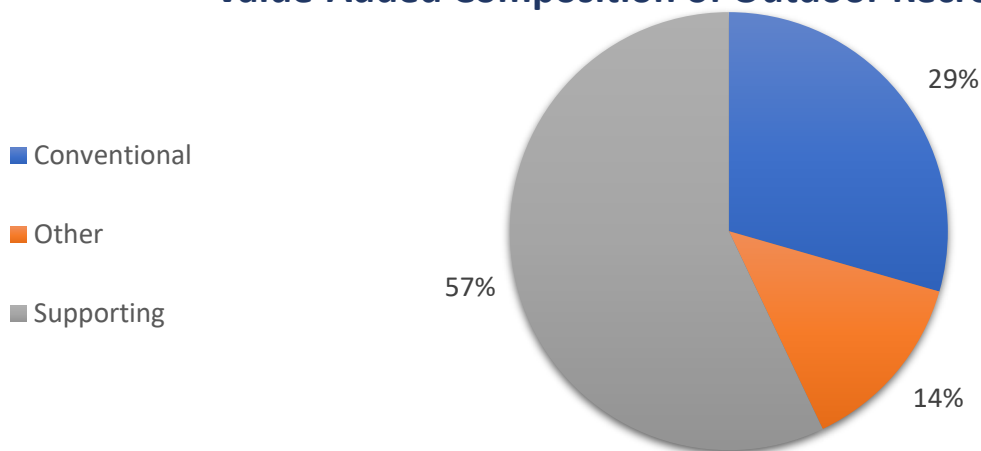


## 2021—Rhode Island

Value added [gross domestic product]		Employment		Compensation	
ORSA total	Share of state	ORSA total	Share of state	ORSA total	Share of state
<b>\$1.4 billion</b>	<b>2.1%</b>	<b>16,962 jobs</b>	<b>3.4%</b>	<b>\$0.7 billion</b>	<b>1.9%</b>

Value Added by Select ORSA Activity [Thousands of dollars]				
Activity	2019	2020	2021	State rank
Boating/Fishing	152,113	217,115	163,824	37
RVing	23,391	23,769	27,684	49
Climbing/Hiking/Tent Camping	10,741	11,067	14,901	48
Motorcycling/ATVing	12,455	13,512	14,335	49
Hunting/Shooting/Trapping	6,868	6,657	7,459	50
Bicycling	3,960	4,909	5,726	47
Equestrian	4,565	4,797	5,191	50
Snow Activities	4,744	4,450	4,523	49
Recreational Flying	1,027	980	1,026	50

### Value-Added Composition of Outdoor Recreation Activities



**Conventional ORSA** activities include traditional outdoor activities, such as camping, hiking, boating, and hunting.

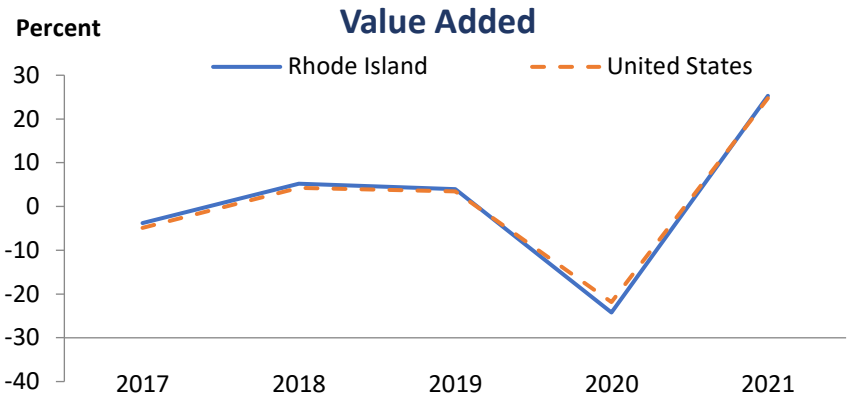
**Other ORSA** activities include those that take place outside, such as gardening and outdoor concerts.

**Supporting ORSA** activities are those that contribute to the core activities and include such things as construction, travel and tourism, local trips, and government expenditures.

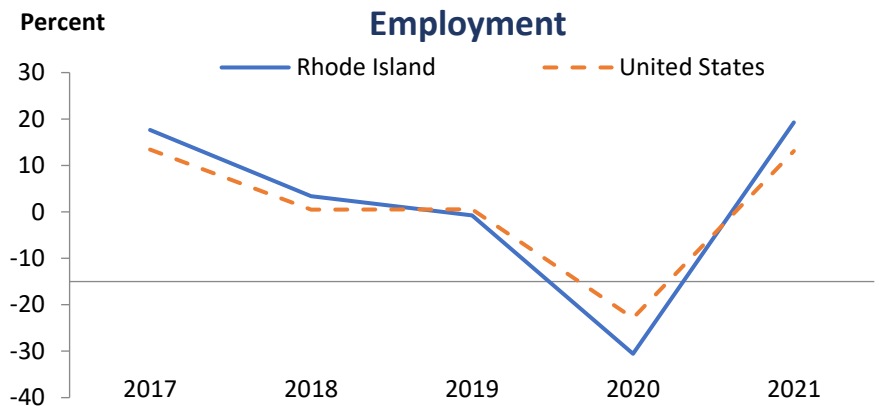
# Outdoor Recreation Satellite Account (ORSA)



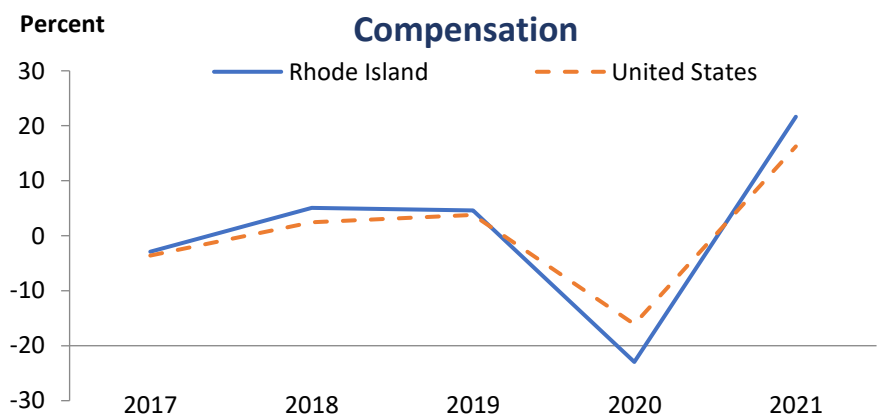
In 2021, Rhode Island ranked 49th among all states in ORSA value added and 18th among all states in ORSA value-added growth. Since 2020, ORSA value added has grown 25.3 percent in Rhode Island, compared with an increase of 24.7 percent for the United States.



In 2021, Rhode Island ranked 45th among all states in ORSA employment and 2nd among all states in ORSA employment growth. Since 2020, ORSA employment has grown 19.3 percent in Rhode Island, compared with an increase of 13.1 percent for the United States.



In 2021, Rhode Island ranked 44th among all states in ORSA compensation and 5th among all states in ORSA compensation growth. Since 2020, ORSA compensation has grown 21.6 percent in Rhode Island, compared with an increase of 16.2 percent for the United States. Average compensation per wage-and-salary job in Rhode Island ORSA industries was \$42,486 in 2021, compared with \$77,325 for all salaried jobs in the state.



**ORSA value added** consists of the gross output of an industry less its intermediate inputs; the contribution of an industry to gross domestic product.

**ORSA employment** consists of all wage-and-salary jobs in which workers are engaged in the production of ORSA goods and services.

**ORSA compensation** consists of the remuneration (including wages and salaries as well as benefits, such as employer contributions to pension and health funds) payable to employees in return for their ORSA work during a given year.