

Outdoor Recreation Satellite Account (ORSA)

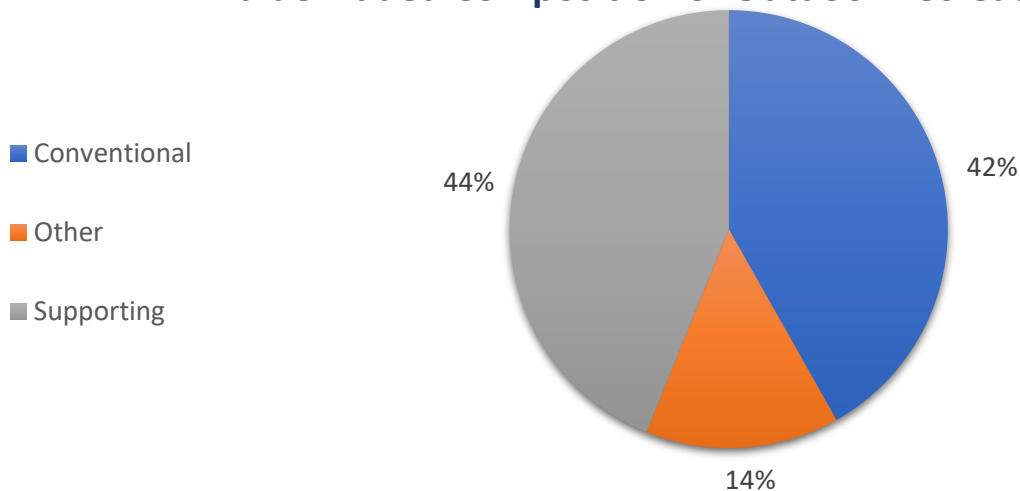


2021—South Carolina

Value added [gross domestic product]		Employment		Compensation	
ORSA total	Share of state	ORSA total	Share of state	ORSA total	Share of state
\$7.1 billion	2.6%	78,500 jobs	3.5%	\$3.3 billion	2.3%

Value Added by Select ORSA Activity [Thousands of dollars]				
Activity	2019	2020	2021	State rank
RVing	377,923	493,785	659,264	9
Boating/Fishing	528,505	685,082	641,524	15
Hunting/Shooting/Trapping	366,901	340,547	343,029	9
Motorcycling/ATVing	109,852	121,982	129,186	22
Equestrian	78,800	83,937	128,310	24
Climbing/Hiking/Tent Camping	71,242	75,345	102,510	21
Bicycling	18,717	23,090	25,976	26
Snow Activities	26,920	43,557	17,873	39
Recreational Flying	11,320	10,243	11,190	30

Value-Added Composition of Outdoor Recreation Activities



Conventional ORSA activities include traditional outdoor activities, such as camping, hiking, boating, and hunting.

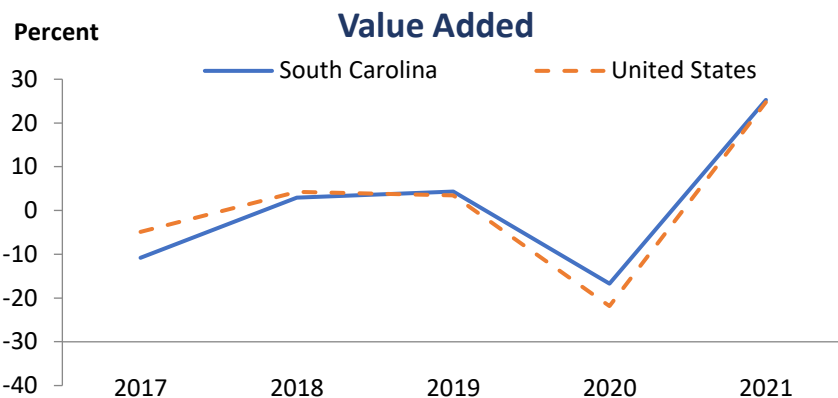
Other ORSA activities include those that take place outside, such as gardening and outdoor concerts.

Supporting ORSA activities are those that contribute to the core activities and include such things as construction, travel and tourism, local trips, and government expenditures.

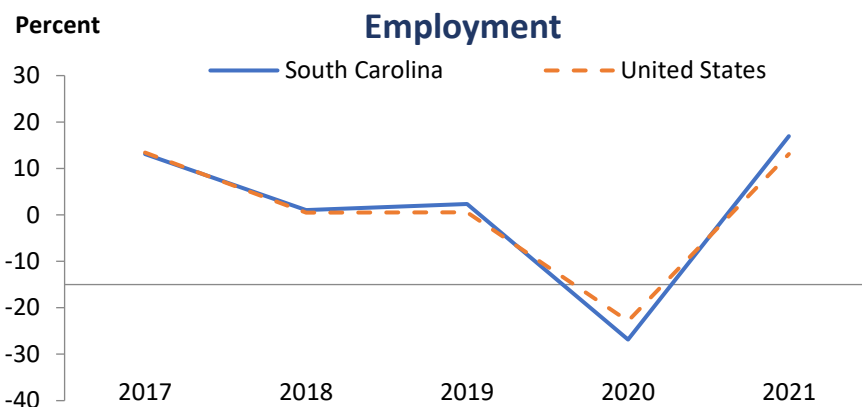
Outdoor Recreation Satellite Account (ORSA)



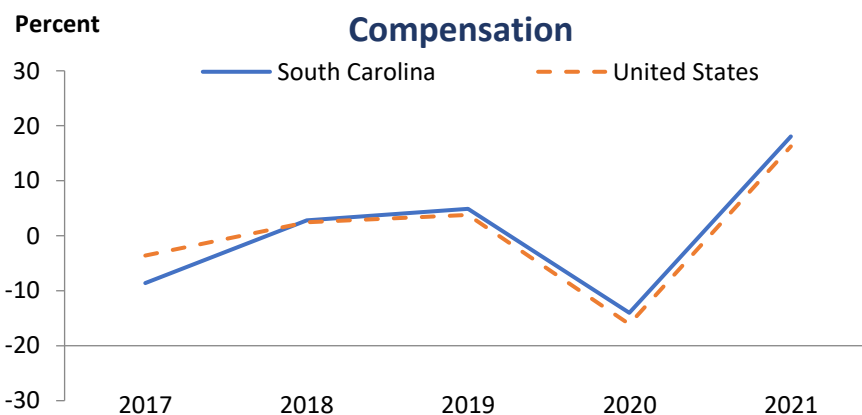
In 2021, South Carolina ranked 22nd among all states in ORSA value added and 19th among all states in ORSA value-added growth. Since 2020, ORSA value added has grown 25.3 percent in South Carolina, compared with an increase of 24.7 percent for the United States.



In 2021, South Carolina ranked 22nd among all states in ORSA employment and 9th among all states in ORSA employment growth. Since 2020, ORSA employment has grown 17 percent in South Carolina, compared with an increase of 13.1 percent for the United States.



In 2021, South Carolina ranked 24th among all states in ORSA compensation and 11th among all states in ORSA compensation growth. Since 2020, ORSA compensation has grown 18.1 percent in South Carolina, compared with an increase of 16.2 percent for the United States. Average compensation per wage-and-salary job in South Carolina ORSA industries was \$42,619 in 2021, compared with \$66,501 for all salaried jobs in the state.



ORSA value added consists of the gross output of an industry less its intermediate inputs; the contribution of an industry to gross domestic product.

ORSA employment consists of all wage-and-salary jobs in which workers are engaged in the production of ORSA goods and services.

ORSA compensation consists of the remuneration (including wages and salaries as well as benefits, such as employer contributions to pension and health funds) payable to employees in return for their ORSA work during a given year.