

Outdoor Recreation Satellite Account (ORSA)

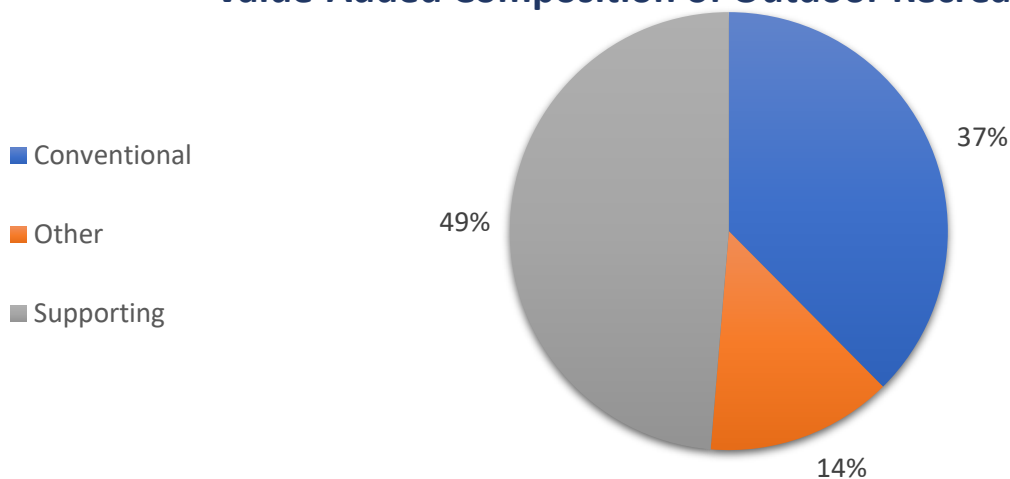


2021—South Dakota

Value added [gross domestic product]		Employment		Compensation	
ORSA total	Share of state	ORSA total	Share of state	ORSA total	Share of state
\$1.4 billion	2.3%	16,448 jobs	3.6%	\$0.6 billion	2.3%

Value Added by Select ORSA Activity [Thousands of dollars]				
Activity	2019	2020	2021	State rank
RVing	69,007	80,840	93,468	43
Boating/Fishing	64,006	91,697	80,957	45
Equestrian	75,720	68,742	78,464	32
Hunting/Shooting/Trapping	45,181	46,414	46,643	42
Motorcycling/ATVing	31,958	36,981	40,688	39
Climbing/Hiking/Tent Camping	13,409	15,191	20,423	45
Snow Activities	13,390	10,997	11,189	43
Bicycling	7,246	10,288	10,407	40
Recreational Flying	2,690	2,914	3,462	45

Value-Added Composition of Outdoor Recreation Activities



Conventional ORSA activities include traditional outdoor activities, such as camping, hiking, boating, and hunting.

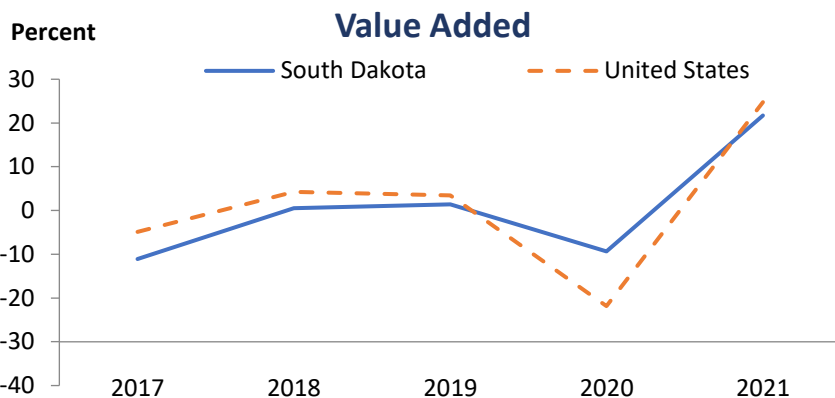
Other ORSA activities include those that take place outside, such as gardening and outdoor concerts.

Supporting ORSA activities are those that contribute to the core activities and include such things as construction, travel and tourism, local trips, and government expenditures.

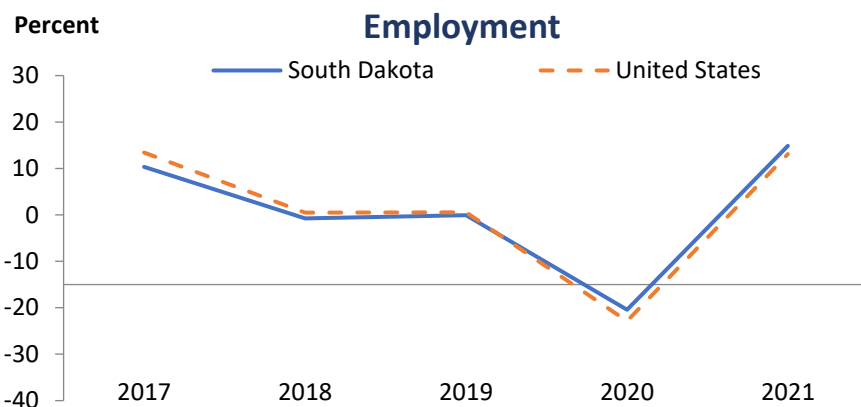
Outdoor Recreation Satellite Account (ORSA)



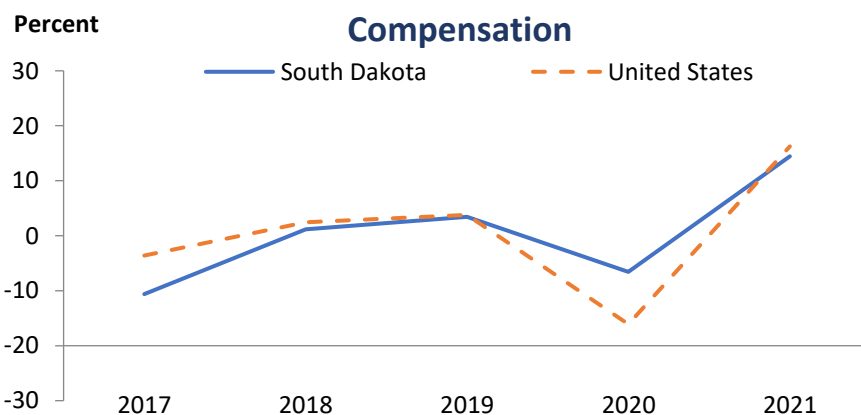
In 2021, South Dakota ranked 47th among all states in ORSA value added and 36th among all states in ORSA value-added growth. Since 2020, ORSA value added has grown 21.7 percent in South Dakota, compared with an increase of 24.7 percent for the United States.



In 2021, South Dakota ranked 46th among all states in ORSA employment and 20th among all states in ORSA employment growth. Since 2020, ORSA employment has grown 14.9 percent in South Dakota, compared with an increase of 13.1 percent for the United States.



In 2021, South Dakota ranked 47th among all states in ORSA compensation and 36th among all states in ORSA compensation growth. Since 2020, ORSA compensation has grown 14.4 percent in South Dakota, compared with an increase of 16.2 percent for the United States. Average compensation per wage-and-salary job in South Dakota ORSA industries was \$39,412 in 2021, compared with \$62,133 for all salaried jobs in the state.



ORSA value added consists of the gross output of an industry less its intermediate inputs; the contribution of an industry to gross domestic product.

ORSA employment consists of all wage-and-salary jobs in which workers are engaged in the production of ORSA goods and services.

ORSA compensation consists of the remuneration (including wages and salaries as well as benefits, such as employer contributions to pension and health funds) payable to employees in return for their ORSA work during a given year.