

Outdoor Recreation Satellite Account (ORSA)

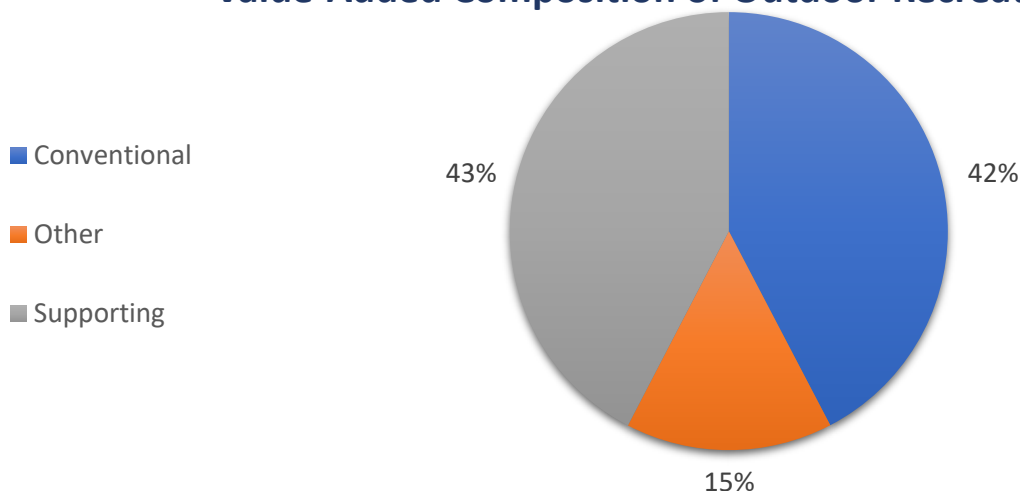


2021—Utah

Value added [gross domestic product]		Employment		Compensation	
ORSA total	Share of state	ORSA total	Share of state	ORSA total	Share of state
\$6.1 billion	2.7%	66,736 jobs	4.0%	\$3.1 billion	2.6%

Value Added by Select ORSA Activity [Thousands of dollars]				
Activity	2019	2020	2021	State rank
Snow Activities	613,595	497,027	519,352	2
RVing	250,793	298,374	390,768	20
Boating/Fishing	309,203	397,192	387,490	27
Hunting/Shooting/Trapping	149,436	178,223	208,080	19
Motorcycling/ATVing	94,917	114,933	137,978	19
Climbing/Hiking/Tent Camping	50,736	54,944	79,824	24
Equestrian	66,101	59,218	69,633	35
Bicycling	27,909	37,338	42,264	22
Recreational Flying	16,127	16,452	18,458	11

Value-Added Composition of Outdoor Recreation Activities



Conventional ORSA activities include traditional outdoor activities, such as camping, hiking, boating, and hunting.

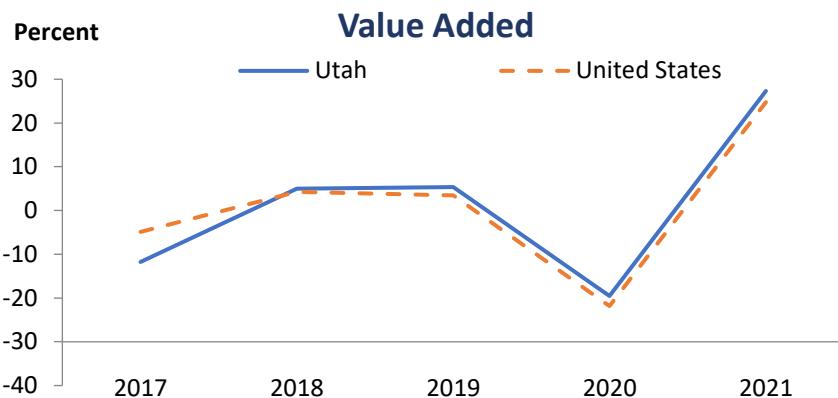
Other ORSA activities include those that take place outside, such as gardening and outdoor concerts.

Supporting ORSA activities are those that contribute to the core activities and include such things as construction, travel and tourism, local trips, and government expenditures.

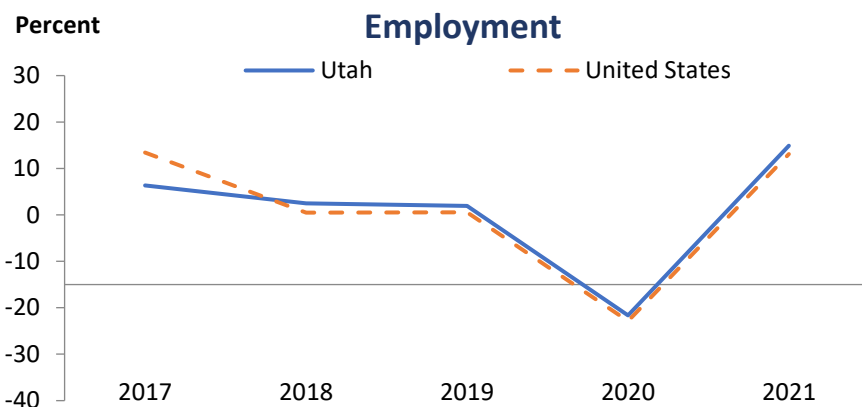
Outdoor Recreation Satellite Account (ORSA)



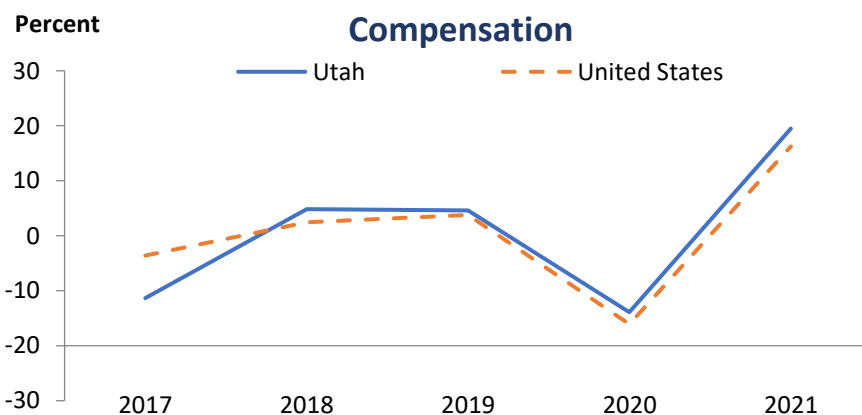
In 2021, Utah ranked 26th among all states in ORSA value added and 11th among all states in ORSA value-added growth. Since 2020, ORSA value added has grown 27.3 percent in Utah, compared with an increase of 24.7 percent for the United States.



In 2021, Utah ranked 25th among all states in ORSA employment and 19th among all states in ORSA employment growth. Since 2020, ORSA employment has grown 14.9 percent in Utah, compared with an increase of 13.1 percent for the United States.



In 2021, Utah ranked 25th among all states in ORSA compensation and 7th among all states in ORSA compensation growth. Since 2020, ORSA compensation has grown 19.5 percent in Utah, compared with an increase of 16.2 percent for the United States. Average compensation per wage-and-salary job in Utah ORSA industries was \$46,560 in 2021, compared with \$71,157 for all salaried jobs in the state.



ORSA value added consists of the gross output of an industry less its intermediate inputs; the contribution of an industry to gross domestic product.

ORSA employment consists of all wage-and-salary jobs in which workers are engaged in the production of ORSA goods and services.

ORSA compensation consists of the remuneration (including wages and salaries as well as benefits, such as employer contributions to pension and health funds) payable to employees in return for their ORSA work during a given year.