

Outdoor Recreation Satellite Account (ORSA)

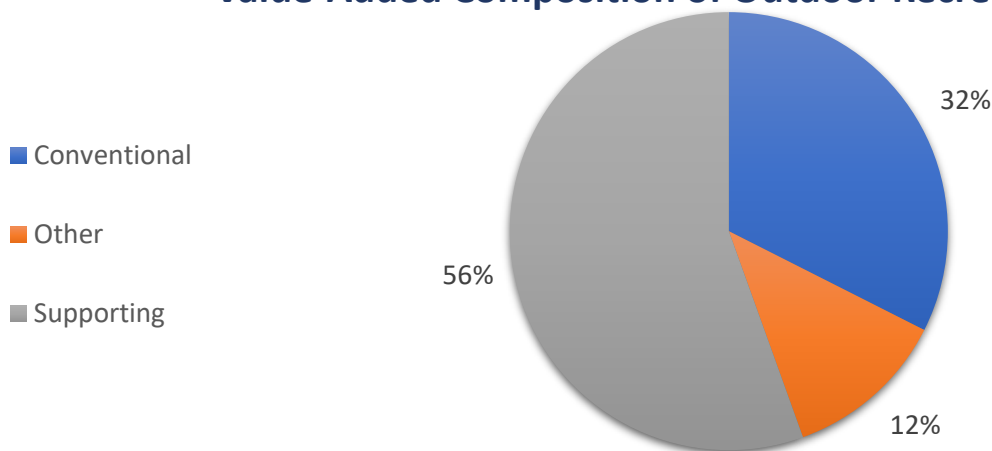


2021—West Virginia

Value added [gross domestic product]		Employment		Compensation	
ORSA total	Share of state	ORSA total	Share of state	ORSA total	Share of state
\$1.6 billion	1.9%	18,754 jobs	2.7%	\$0.7 billion	1.6%

Value Added by Select ORSA Activity [Thousands of dollars]				
Activity	2019	2020	2021	State rank
Boating/Fishing	64,608	80,938	71,696	48
RVing	40,258	42,728	50,160	47
Motorcycling/ATVing	26,790	32,834	36,935	41
Hunting/Shooting/Trapping	30,836	33,196	36,410	44
Equestrian	36,841	29,150	32,049	43
Climbing/Hiking/Tent Camping	10,550	11,197	15,033	47
Snow Activities	17,177	14,123	14,563	40
Bicycling	3,768	4,474	5,021	48
Recreational Flying	2,598	2,350	2,682	48

Value-Added Composition of Outdoor Recreation Activities



Conventional ORSA activities include traditional outdoor activities, such as camping, hiking, boating, and hunting.

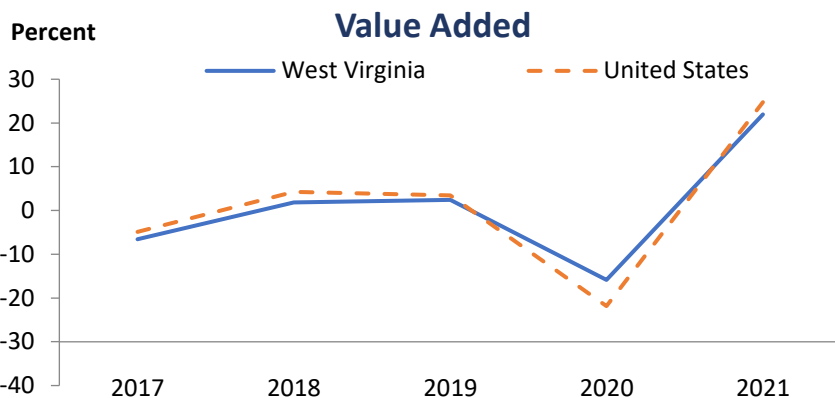
Other ORSA activities include those that take place outside, such as gardening and outdoor concerts.

Supporting ORSA activities are those that contribute to the core activities and include such things as construction, travel and tourism, local trips, and government expenditures.

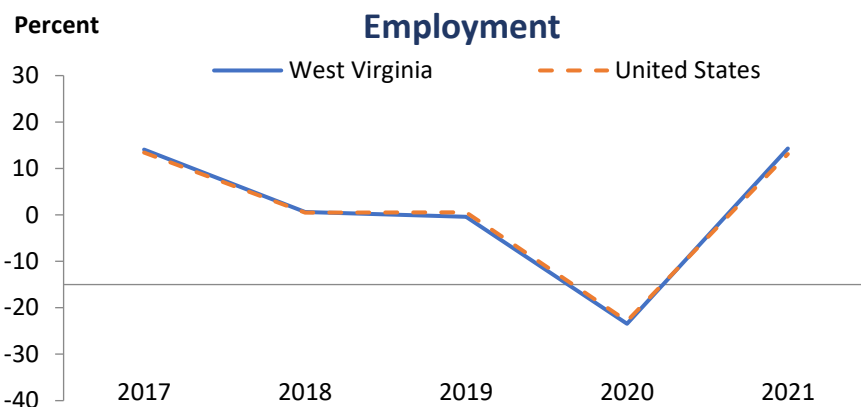
Outdoor Recreation Satellite Account (ORSA)



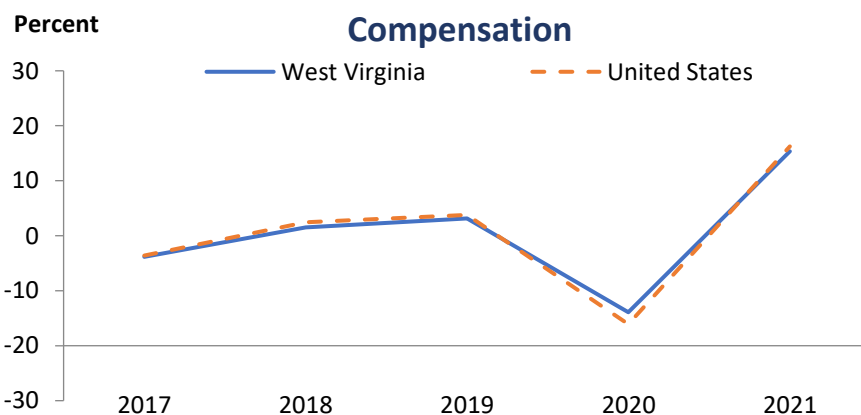
In 2021, West Virginia ranked 44th among all states in ORSA value added and 35th among all states in ORSA value-added growth. Since 2020, ORSA value added has grown 22 percent in West Virginia, compared with an increase of 24.7 percent for the United States.



In 2021, West Virginia ranked 44th among all states in ORSA employment and 22nd among all states in ORSA employment growth. Since 2020, ORSA employment has grown 14.3 percent in West Virginia, compared with an increase of 13.1 percent for the United States.



In 2021, West Virginia ranked 45th among all states in ORSA compensation and 28th among all states in ORSA compensation growth. Since 2020, ORSA compensation has grown 15.3 percent in West Virginia, compared with an increase of 16.2 percent for the United States. Average compensation per wage-and-salary job in West Virginia ORSA industries was \$37,050 in 2021, compared with \$62,768 for all salaried jobs in the state.



ORSA value added consists of the gross output of an industry less its intermediate inputs; the contribution of an industry to gross domestic product.

ORSA employment consists of all wage-and-salary jobs in which workers are engaged in the production of ORSA goods and services.

ORSA compensation consists of the remuneration (including wages and salaries as well as benefits, such as employer contributions to pension and health funds) payable to employees in return for their ORSA work during a given year.