

Outdoor Recreation Satellite Account (ORSA)

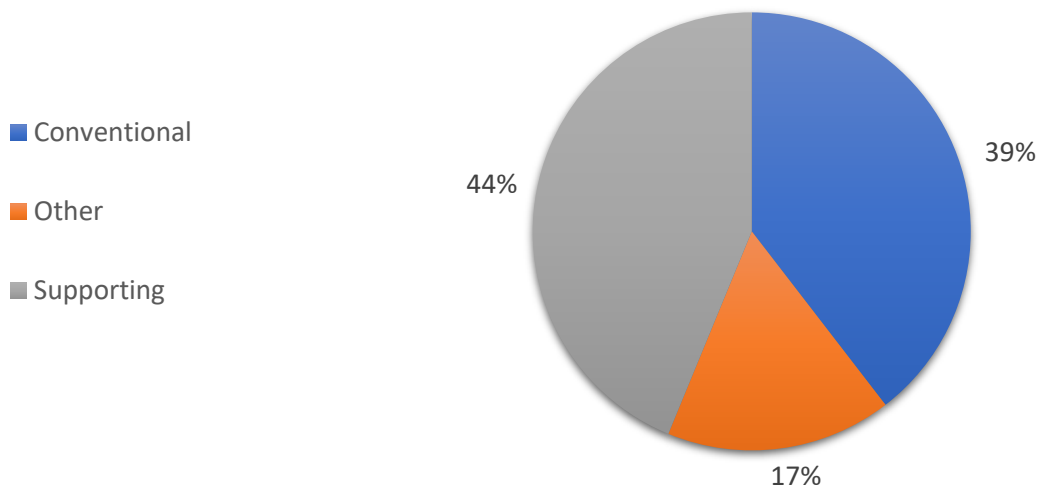


2023—Alabama

Value added [gross domestic product]		Employment		Compensation	
ORSA total	Share of state	ORSA total	Share of state	ORSA total	Share of state
\$6.6 billion	2.2%	65,409 jobs	3.0%	\$3.0 billion	1.9%

Value Added by Select ORSA Activity [Thousands of dollars]				
Activity	2021	2022	2023	State rank
Boating / fishing	427,669	480,924	508,886	25
RVing	438,794	443,795	378,634	22
Hunting / shooting / trapping	134,218	159,899	190,542	29
Motorcycling / ATVing	122,005	142,076	141,542	24
Climbing / hiking / tent camping	84,434	93,568	107,040	25
Equestrian	123,417	79,624	82,102	29
Snow activities	16,629	25,047	41,352	38
Recreational flying	30,826	40,903	40,732	15
Bicycling	21,253	18,607	22,892	29

Value-Added Composition of Outdoor Recreation Activities



Conventional ORSA activities include traditional outdoor activities, such as camping, hiking, boating, and hunting.

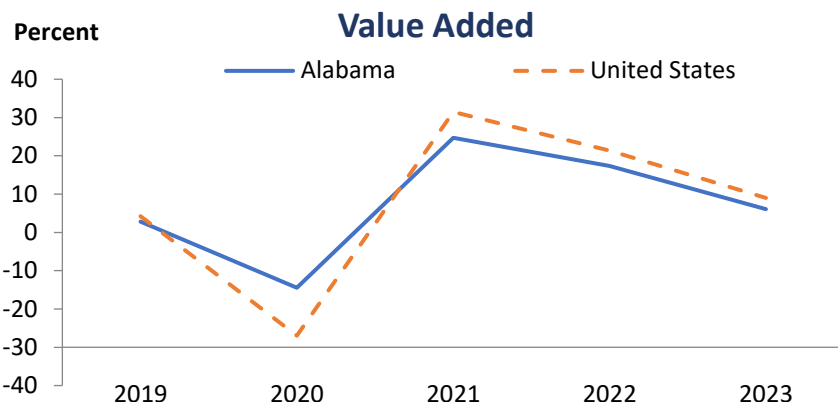
Other ORSA activities include those that take place outside, such as gardening and outdoor concerts.

Supporting ORSA activities are those that contribute to the core activities and include such things as construction, travel and tourism, local trips, and government expenditures.

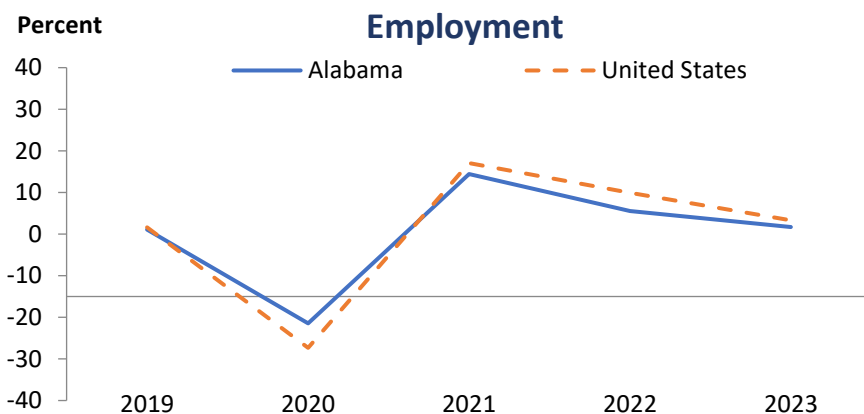
Outdoor Recreation Satellite Account (ORSA)



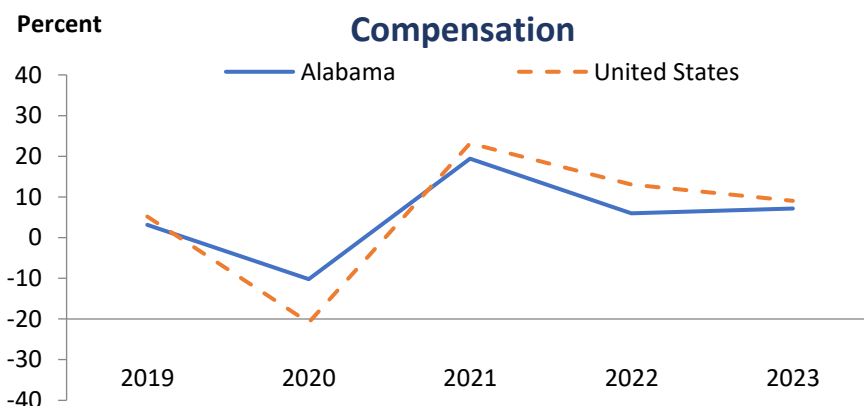
In 2023, Alabama ranked 29th among all states in ORSA value added and 46th among all states in ORSA value-added growth. Since 2022, ORSA value added has grown 6.1 percent in Alabama, compared with an increase of 9 percent for the United States.



In 2023, Alabama ranked 26th among all states in ORSA employment and 44th among all states in ORSA employment growth. Since 2022, ORSA employment has grown 1.7 percent in Alabama, compared with an increase of 3.3 percent for the United States.



In 2023, Alabama ranked 29th among all states in ORSA compensation and 39th among all states in ORSA compensation growth. Since 2022, ORSA compensation has grown 7.2 percent in Alabama, compared with an increase of 9 percent for the United States. Average compensation per wage-and-salary job in Alabama ORSA industries was \$45,308 in 2023, compared with \$72,213 for all salaried jobs in the state.



ORSA value added consists of the gross output of an industry less its intermediate inputs; the contribution of an industry to gross domestic product.

ORSA employment consists of all wage-and-salary jobs in which workers are engaged in the production of ORSA goods and services.

ORSA compensation consists of the remuneration (including wages and salaries as well as benefits, such as employer contributions to pension and health funds) payable to employees in return for their ORSA work during a given year.