

# Outdoor Recreation Satellite Account (ORSA)

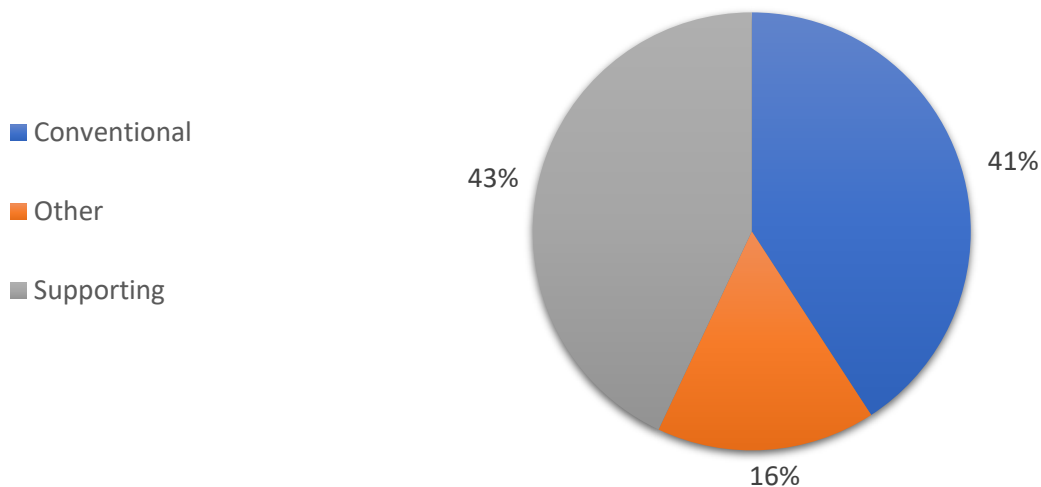


## 2023—Arkansas

Value added [gross domestic product]		Employment		Compensation	
ORSA total	Share of state	ORSA total	Share of state	ORSA total	Share of state
<b>\$4.5 billion</b>	<b>2.5%</b>	<b>40,987 jobs</b>	<b>3.0%</b>	<b>\$2.0 billion</b>	<b>2.2%</b>

Value Added by Select ORSA Activity [Thousands of dollars]				
Activity	2021	2022	2023	State rank
Boating / fishing	376,409	384,322	398,875	29
Hunting / shooting / trapping	131,110	151,934	202,011	24
RVing	214,718	207,814	184,441	35
Motorcycling / ATVing	105,204	115,074	116,694	28
Equestrian	142,592	101,517	105,646	24
Climbing / hiking / tent camping	51,200	60,509	68,474	31
Snow activities	9,328	22,537	40,599	39
Bicycling	26,444	24,435	30,736	25
Recreational flying	18,390	19,846	19,212	30

### Value-Added Composition of Outdoor Recreation Activities



**Conventional ORSA** activities include traditional outdoor activities, such as camping, hiking, boating, and hunting.

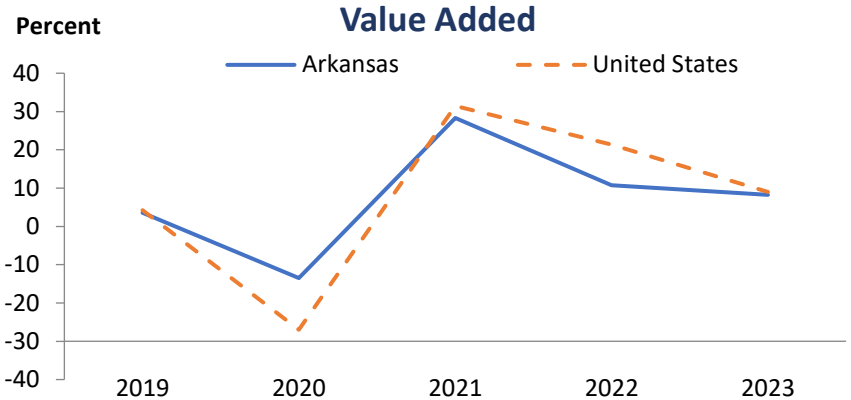
**Other ORSA** activities include those that take place outside, such as gardening and outdoor concerts.

**Supporting ORSA** activities are those that contribute to the core activities and include such things as construction, travel and tourism, local trips, and government expenditures.

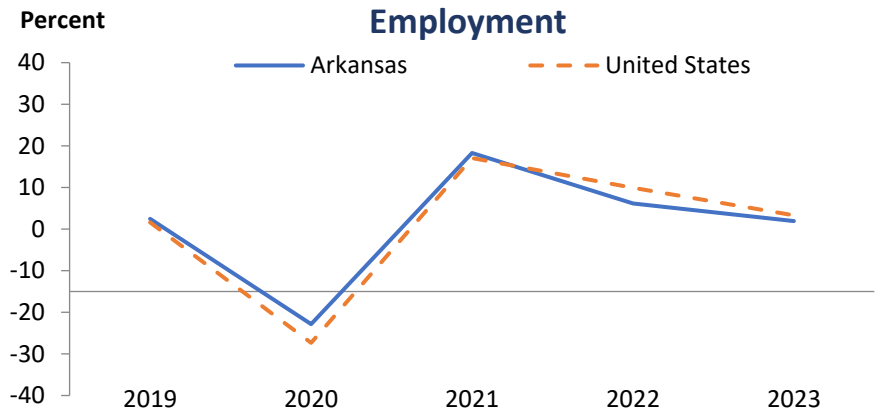
# Outdoor Recreation Satellite Account (ORSA)



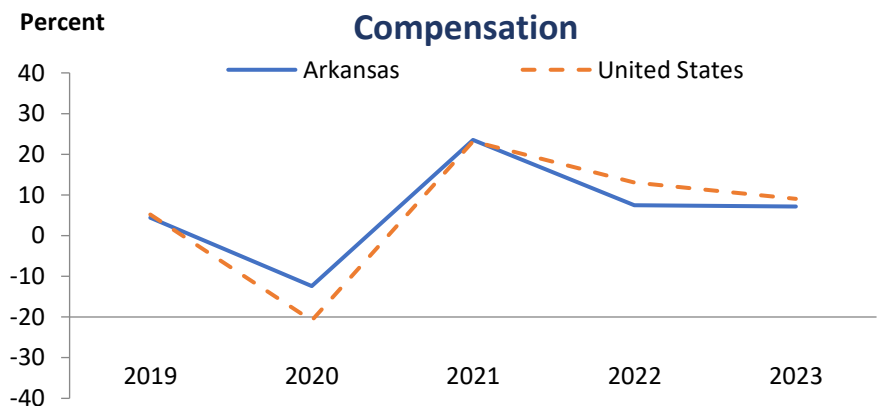
In 2023, Arkansas ranked 35th among all states in ORSA value added and 31st among all states in ORSA value-added growth. Since 2022, ORSA value added has grown 8.2 percent in Arkansas, compared with an increase of 9 percent for the United States.



In 2023, Arkansas ranked 34th among all states in ORSA employment and 43rd among all states in ORSA employment growth. Since 2022, ORSA employment has grown 1.9 percent in Arkansas, compared with an increase of 3.3 percent for the United States.



In 2023, Arkansas ranked 34th among all states in ORSA compensation and 41st among all states in ORSA compensation growth. Since 2022, ORSA compensation has grown 7.1 percent in Arkansas, compared with an increase of 9 percent for the United States. Average compensation per wage-and-salary job in Arkansas ORSA industries was \$49,046 in 2023, compared with \$68,926 for all salaried jobs in the state.



**ORSA value added** consists of the gross output of an industry less its intermediate inputs; the contribution of an industry to gross domestic product.

**ORSA employment** consists of all wage-and-salary jobs in which workers are engaged in the production of ORSA goods and services.

**ORSA compensation** consists of the remuneration (including wages and salaries as well as benefits, such as employer contributions to pension and health funds) payable to employees in return for their ORSA work during a given year.