

Outdoor Recreation Satellite Account (ORSA)

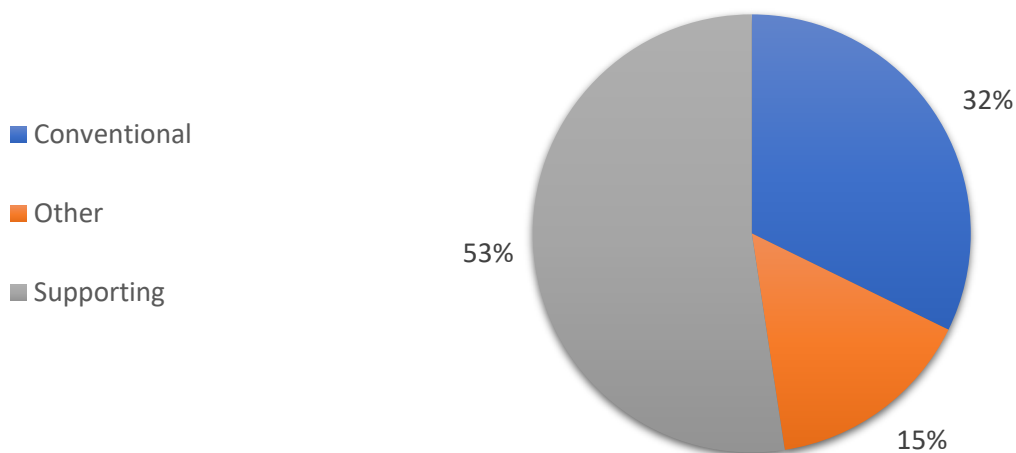


2023—Colorado

Value added [gross domestic product]		Employment		Compensation	
ORSA total	Share of state	ORSA total	Share of state	ORSA total	Share of state
\$17.2 billion	3.2%	132,594 jobs	4.3%	\$8.6 billion	3.0%

Value Added by Select ORSA Activity [Thousands of dollars]				
Activity	2021	2022	2023	State rank
Snow activities	983,581	1,378,745	1,563,104	1
Boating / fishing	580,663	658,723	688,740	21
RVing	573,004	630,968	552,615	12
Motorcycling / ATVing	250,368	260,796	317,389	12
Climbing / hiking / tent camping	170,403	201,572	224,331	9
Hunting / shooting / trapping	146,836	172,327	196,237	27
Bicycling	134,381	129,288	187,059	5
Equestrian	152,626	135,198	144,394	16
Recreational flying	24,364	31,800	31,297	24

Value-Added Composition of Outdoor Recreation Activities



Conventional ORSA activities include traditional outdoor activities, such as camping, hiking, boating, and hunting.

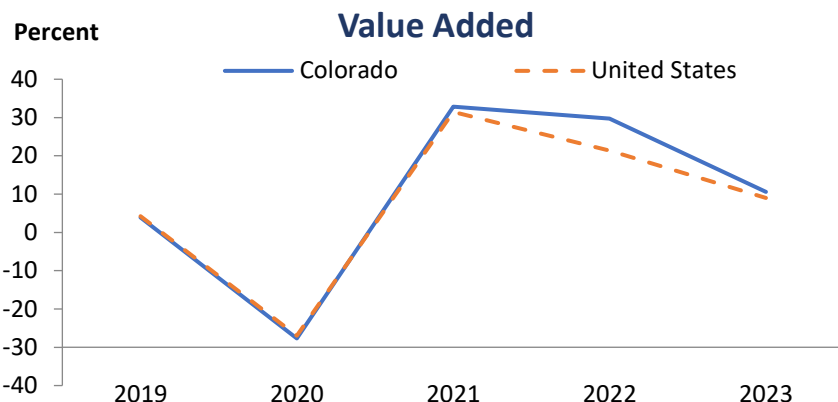
Other ORSA activities include those that take place outside, such as gardening and outdoor concerts.

Supporting ORSA activities are those that contribute to the core activities and include such things as construction, travel and tourism, local trips, and government expenditures.

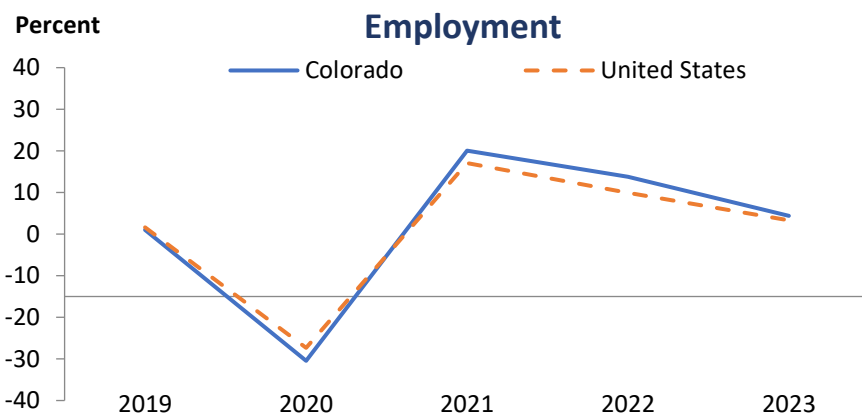
Outdoor Recreation Satellite Account (ORSA)



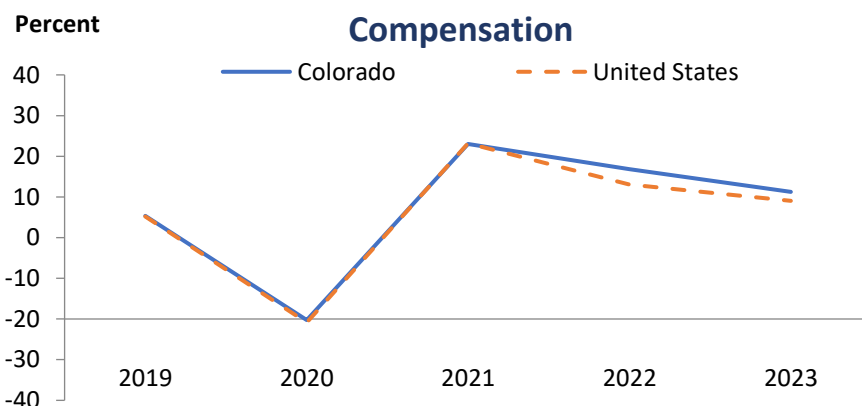
In 2023, Colorado ranked 10th among all states in ORSA value added and 12th among all states in ORSA value-added growth. Since 2022, ORSA value added has grown 10.6 percent in Colorado, compared with an increase of 9 percent for the United States.



In 2023, Colorado ranked 10th among all states in ORSA employment and 8th among all states in ORSA employment growth. Since 2022, ORSA employment has grown 4.4 percent in Colorado, compared with an increase of 3.3 percent for the United States.



In 2023, Colorado ranked 9th among all states in ORSA compensation and 8th among all states in ORSA compensation growth. Since 2022, ORSA compensation has grown 11.3 percent in Colorado, compared with an increase of 9 percent for the United States. Average compensation per wage-and-salary job in Colorado ORSA industries was \$64,545 in 2023, compared with \$92,067 for all salaried jobs in the state.



ORSA value added consists of the gross output of an industry less its intermediate inputs; the contribution of an industry to gross domestic product.

ORSA employment consists of all wage-and-salary jobs in which workers are engaged in the production of ORSA goods and services.

ORSA compensation consists of the remuneration (including wages and salaries as well as benefits, such as employer contributions to pension and health funds) payable to employees in return for their ORSA work during a given year.