

# Outdoor Recreation Satellite Account (ORSA)

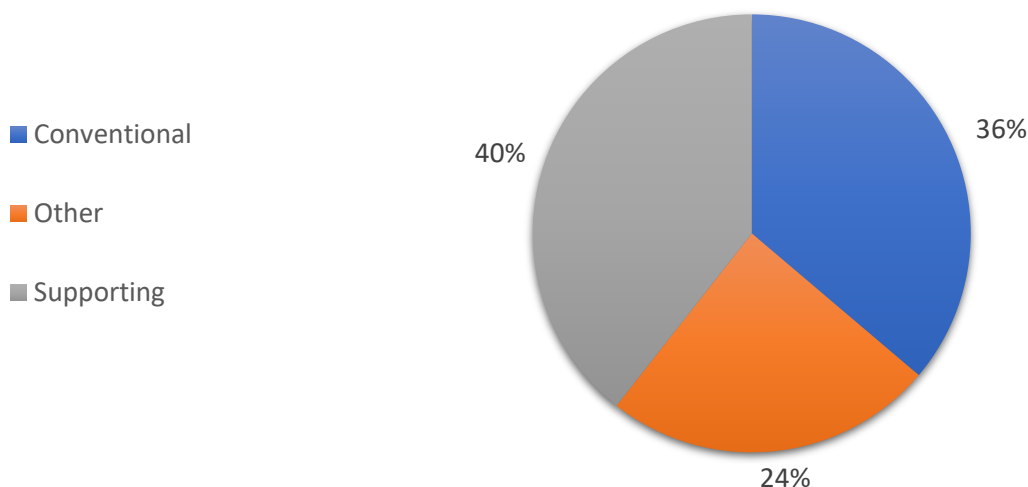


## 2023—Connecticut

Value added [gross domestic product]		Employment		Compensation	
ORSA total	Share of state	ORSA total	Share of state	ORSA total	Share of state
<b>\$5.5 billion</b>	<b>1.6%</b>	<b>49,011 jobs</b>	<b>2.8%</b>	<b>\$2.5 billion</b>	<b>1.4%</b>

Value Added by Select ORSA Activity [Thousands of dollars]				
Activity	2021	2022	2023	State rank
Boating / fishing	406,029	446,943	486,553	26
RVing	146,634	150,161	142,114	39
Hunting / shooting / trapping	89,994	110,615	134,354	36
Motorcycling / ATVing	103,441	117,010	127,296	27
Climbing / hiking / tent camping	79,917	88,028	102,576	26
Snow activities	47,313	55,394	66,172	28
Recreational flying	29,644	35,718	36,972	18
Equestrian	31,076	28,822	30,301	43
Bicycling	18,197	17,543	19,702	32

### Value-Added Composition of Outdoor Recreation Activities



**Conventional ORSA** activities include traditional outdoor activities, such as camping, hiking, boating, and hunting.

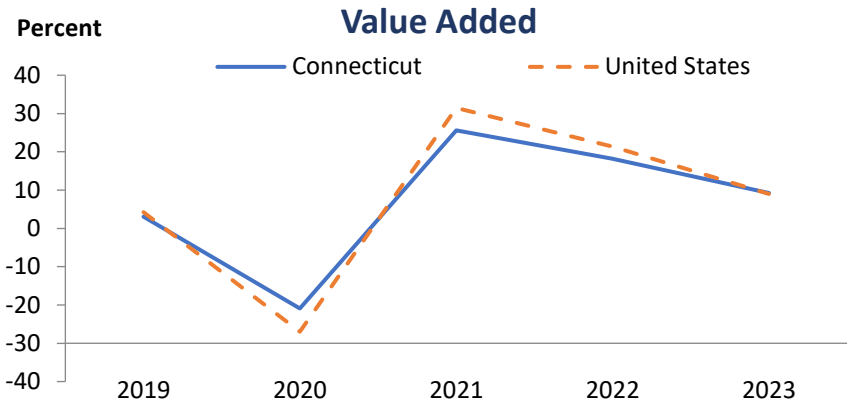
**Other ORSA** activities include those that take place outside, such as gardening and outdoor concerts.

**Supporting ORSA** activities are those that contribute to the core activities and include such things as construction, travel and tourism, local trips, and government expenditures.

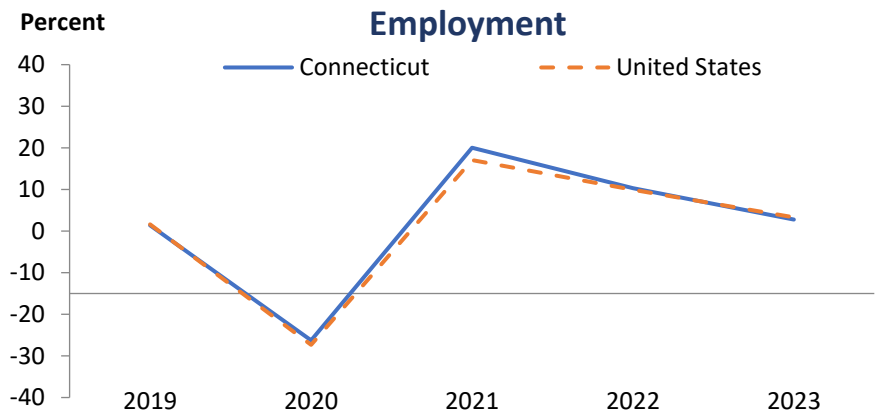
# Outdoor Recreation Satellite Account (ORSA)



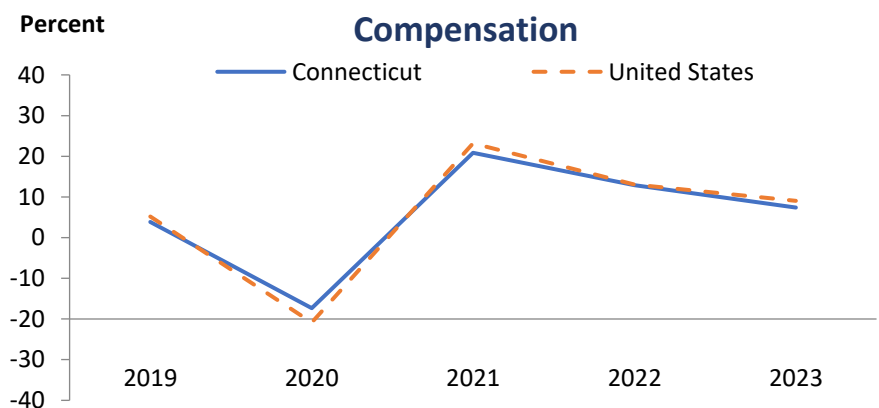
In 2023, Connecticut ranked 32nd among all states in ORSA value added and 22nd among all states in ORSA value-added growth. Since 2022, ORSA value added has grown 9.2 percent in Connecticut, compared with an increase of 9 percent for the United States.



In 2023, Connecticut ranked 31st among all states in ORSA employment and 33rd among all states in ORSA employment growth. Since 2022, ORSA employment has grown 2.8 percent in Connecticut, compared with an increase of 3.3 percent for the United States.



In 2023, Connecticut ranked 31st among all states in ORSA compensation and 36th among all states in ORSA compensation growth. Since 2022, ORSA compensation has grown 7.4 percent in Connecticut, compared with an increase of 9 percent for the United States. Average compensation per wage-and-salary job in Connecticut ORSA industries was \$51,027 in 2023, compared with \$98,570 for all salaried jobs in the state.



**ORSA value added** consists of the gross output of an industry less its intermediate inputs; the contribution of an industry to gross domestic product.

**ORSA employment** consists of all wage-and-salary jobs in which workers are engaged in the production of ORSA goods and services.

**ORSA compensation** consists of the remuneration (including wages and salaries as well as benefits, such as employer contributions to pension and health funds) payable to employees in return for their ORSA work during a given year.