

Outdoor Recreation Satellite Account (ORSA)

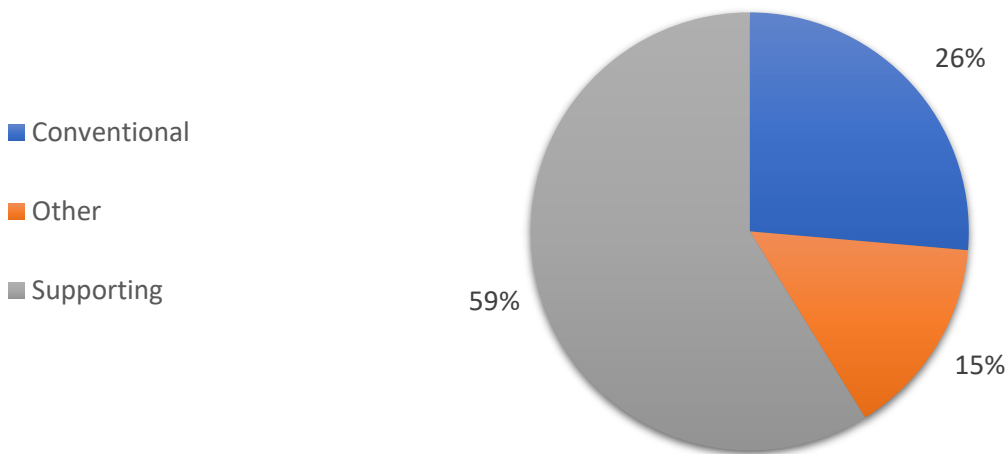


2023—Delaware

Value added [gross domestic product]		Employment		Compensation	
ORSA total	Share of state	ORSA total	Share of state	ORSA total	Share of state
\$1.6 billion	1.6%	15,550 jobs	3.1%	\$0.7 billion	1.7%

Value Added by Select ORSA Activity [Thousands of dollars]				
Activity	2021	2022	2023	State rank
Boating / fishing	67,792	71,475	78,633	49
RVing	46,749	47,321	46,130	48
Motorcycling / ATVing	25,697	27,066	28,020	43
Climbing / hiking / tent camping	12,807	13,175	14,696	49
Equestrian	11,894	10,966	12,078	47
Hunting / shooting / trapping	8,530	9,548	11,866	50
Recreational flying	8,237	9,858	9,976	41
Bicycling	5,847	5,588	5,792	47
Snow activities	3,454	4,300	4,791	50

Value-Added Composition of Outdoor Recreation Activities



Conventional ORSA activities include traditional outdoor activities, such as camping, hiking, boating, and hunting.

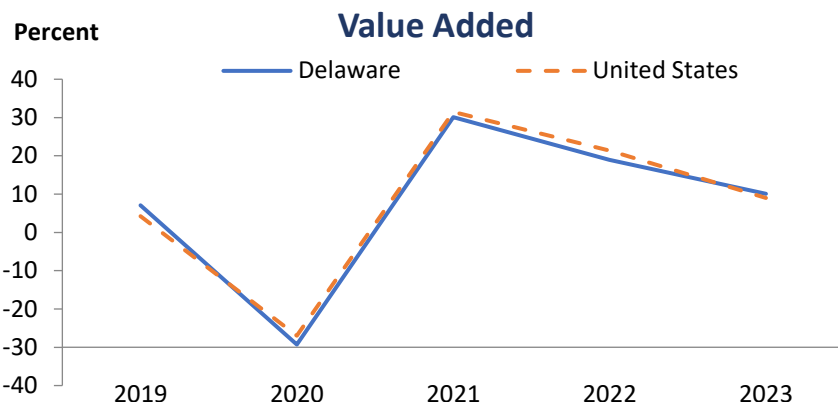
Other ORSA activities include those that take place outside, such as gardening and outdoor concerts.

Supporting ORSA activities are those that contribute to the core activities and include such things as construction, travel and tourism, local trips, and government expenditures.

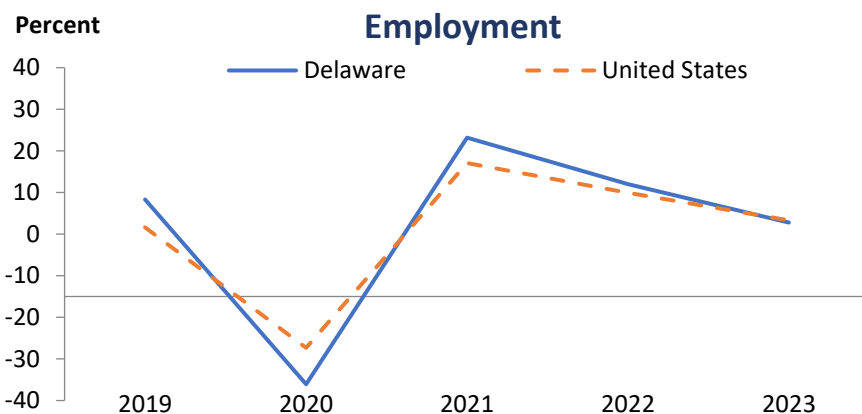
Outdoor Recreation Satellite Account (ORSA)



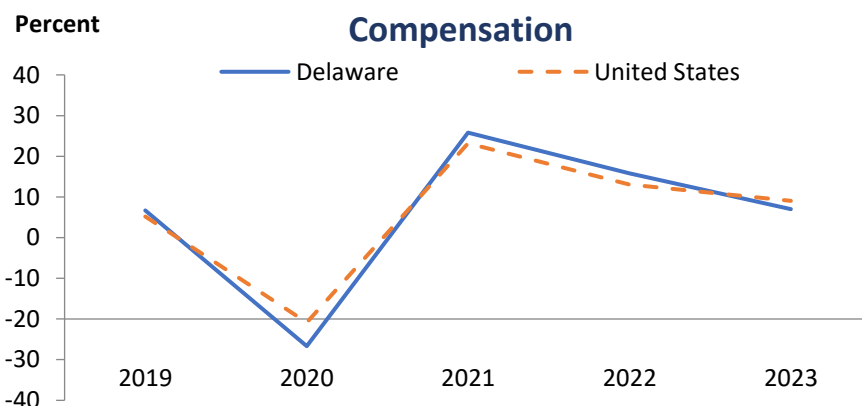
In 2023, Delaware ranked 49th among all states in ORSA value added and 16th among all states in ORSA value-added growth. Since 2022, ORSA value added has grown 10.1 percent in Delaware, compared with an increase of 9 percent for the United States.



In 2023, Delaware ranked 49th among all states in ORSA employment and 31st among all states in ORSA employment growth. Since 2022, ORSA employment has grown 2.8 percent in Delaware, compared with an increase of 3.3 percent for the United States.



In 2023, Delaware ranked 49th among all states in ORSA compensation and 42nd among all states in ORSA compensation growth. Since 2022, ORSA compensation has grown 7 percent in Delaware, compared with an increase of 9 percent for the United States. Average compensation per wage-and-salary job in Delaware ORSA industries was \$46,960 in 2023, compared with \$84,543 for all salaried jobs in the state.



ORSA value added consists of the gross output of an industry less its intermediate inputs; the contribution of an industry to gross domestic product.

ORSA employment consists of all wage-and-salary jobs in which workers are engaged in the production of ORSA goods and services.

ORSA compensation consists of the remuneration (including wages and salaries as well as benefits, such as employer contributions to pension and health funds) payable to employees in return for their ORSA work during a given year.