

Outdoor Recreation Satellite Account (ORSA)

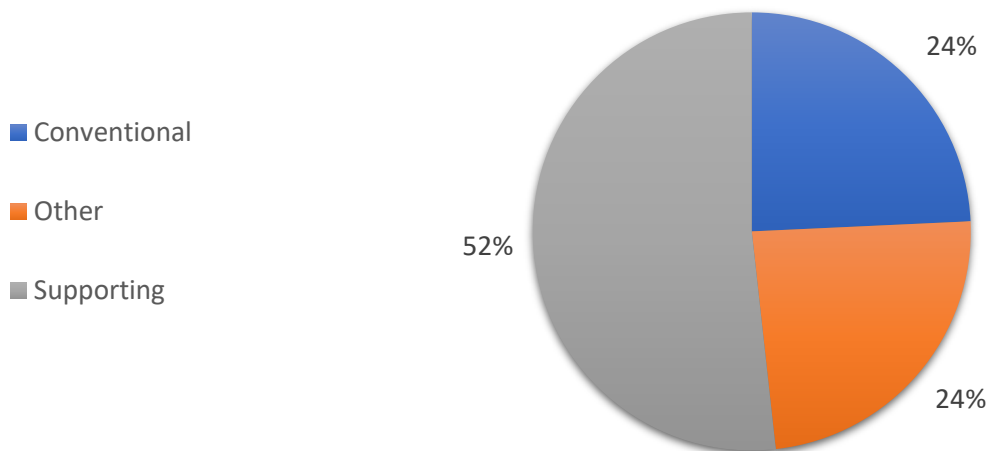


2023—Florida

Value added [gross domestic product]		Employment		Compensation	
ORSA total	Share of state	ORSA total	Share of state	ORSA total	Share of state
\$57.8 billion	3.6%	469,357 jobs	4.6%	\$28.7 billion	3.5%

Value Added by Select ORSA Activity [Thousands of dollars]				
Activity	2021	2022	2023	State rank
Boating / fishing	3,654,876	3,896,624	4,184,620	1
RVing	1,822,618	2,115,760	1,662,600	4
Hunting / shooting / trapping	570,612	633,152	676,927	3
Motorcycling / ATVing	409,868	512,319	496,430	7
Climbing / hiking / tent camping	299,486	321,731	374,916	4
Equestrian	344,047	283,713	298,776	3
Bicycling	201,218	195,997	218,698	3
Snow activities	81,519	106,262	133,341	15
Recreational flying	100,491	129,729	130,247	4

Value-Added Composition of Outdoor Recreation Activities



Conventional ORSA activities include traditional outdoor activities, such as camping, hiking, boating, and hunting.

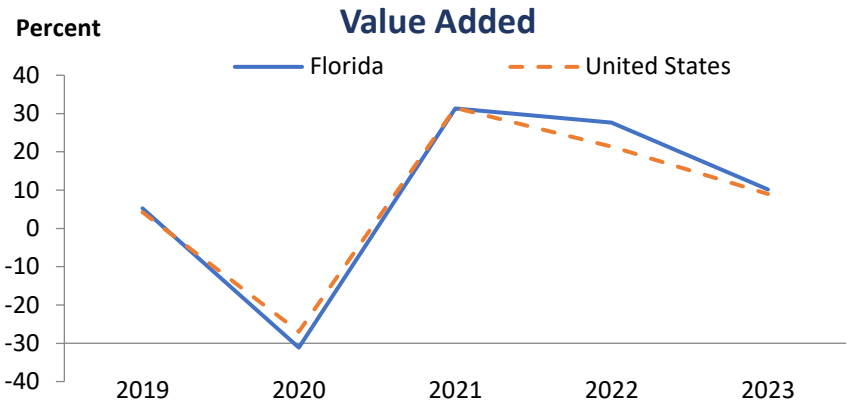
Other ORSA activities include those that take place outside, such as gardening and outdoor concerts.

Supporting ORSA activities are those that contribute to the core activities and include such things as construction, travel and tourism, local trips, and government expenditures.

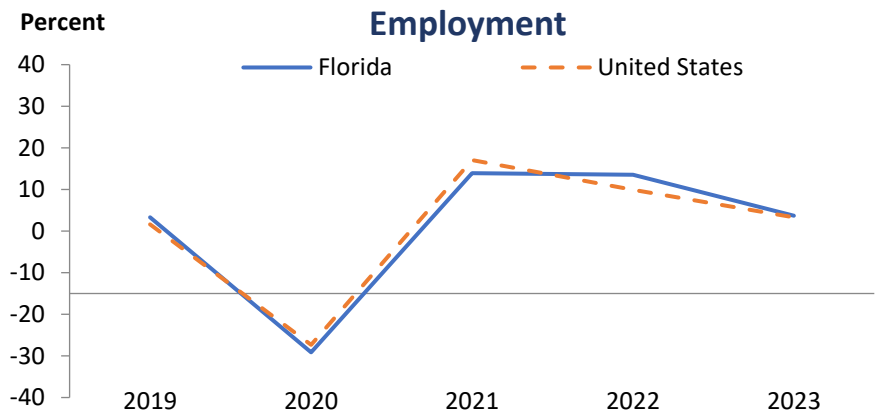
Outdoor Recreation Satellite Account (ORSA)



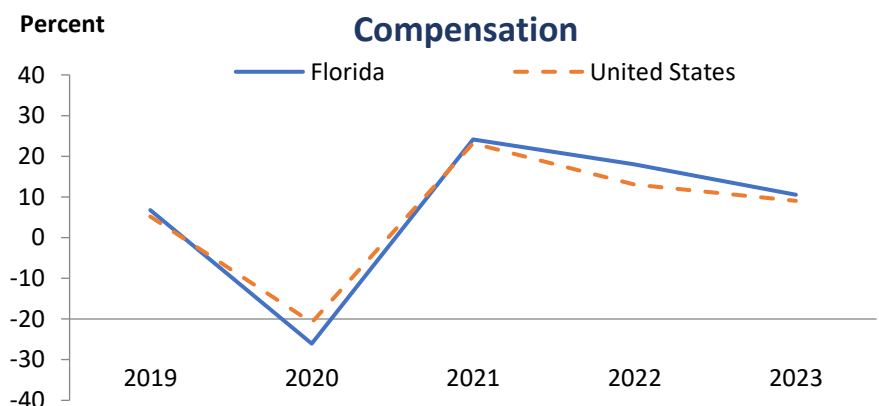
In 2023, Florida ranked 2nd among all states in ORSA value added and 15th among all states in ORSA value-added growth. Since 2022, ORSA value added has grown 10.2 percent in Florida, compared with an increase of 9 percent for the United States.



In 2023, Florida ranked 2nd among all states in ORSA employment and 20th among all states in ORSA employment growth. Since 2022, ORSA employment has grown 3.7 percent in Florida, compared with an increase of 3.3 percent for the United States.



In 2023, Florida ranked 2nd among all states in ORSA compensation and 10th among all states in ORSA compensation growth. Since 2022, ORSA compensation has grown 10.5 percent in Florida, compared with an increase of 9 percent for the United States. Average compensation per wage-and-salary job in Florida ORSA industries was \$61,222 in 2023, compared with \$81,723 for all salaried jobs in the state.



ORSA value added consists of the gross output of an industry less its intermediate inputs; the contribution of an industry to gross domestic product.

ORSA employment consists of all wage-and-salary jobs in which workers are engaged in the production of ORSA goods and services.

ORSA compensation consists of the remuneration (including wages and salaries as well as benefits, such as employer contributions to pension and health funds) payable to employees in return for their ORSA work during a given year.