

# Outdoor Recreation Satellite Account (ORSA)

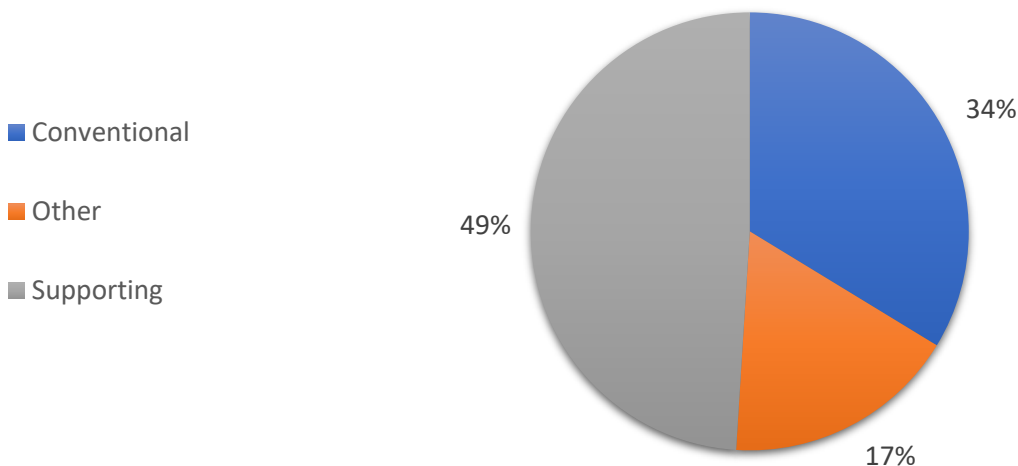


## 2023—Georgia

Value added [gross domestic product]		Employment		Compensation	
ORSA total	Share of state	ORSA total	Share of state	ORSA total	Share of state
<b>\$18.5 billion</b>	<b>2.2%</b>	<b>161,816 jobs</b>	<b>3.2%</b>	<b>\$9.3 billion</b>	<b>2.2%</b>

Value Added by Select ORSA Activity [Thousands of dollars]				
Activity	2021	2022	2023	State rank
Boating / fishing	1,022,754	1,060,423	1,123,235	11
Motorcycling / ATVing	501,799	518,006	626,391	4
Hunting / shooting / trapping	484,219	533,211	601,758	5
RVing	492,068	502,851	451,563	19
Snow activities	82,346	135,869	253,802	6
Climbing / hiking / tent camping	163,887	190,419	215,834	11
Equestrian	247,747	148,703	163,339	11
Recreational flying	64,024	80,900	90,527	6
Bicycling	76,391	68,821	73,287	14

### Value-Added Composition of Outdoor Recreation Activities



**Conventional ORSA** activities include traditional outdoor activities, such as camping, hiking, boating, and hunting.

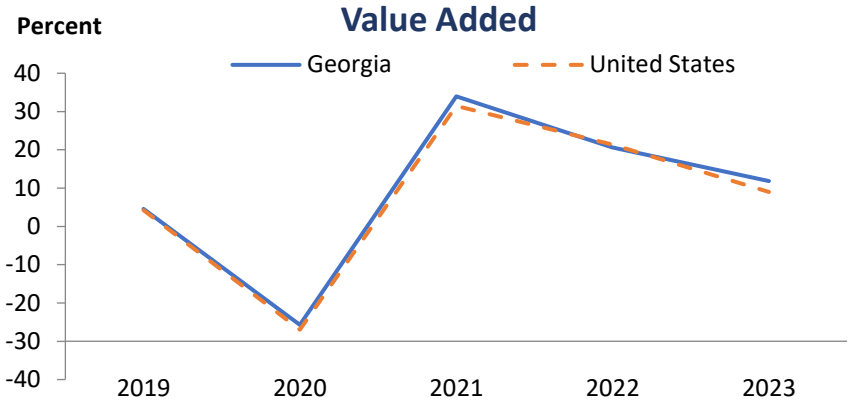
**Other ORSA** activities include those that take place outside, such as gardening and outdoor concerts.

**Supporting ORSA** activities are those that contribute to the core activities and include such things as construction, travel and tourism, local trips, and government expenditures.

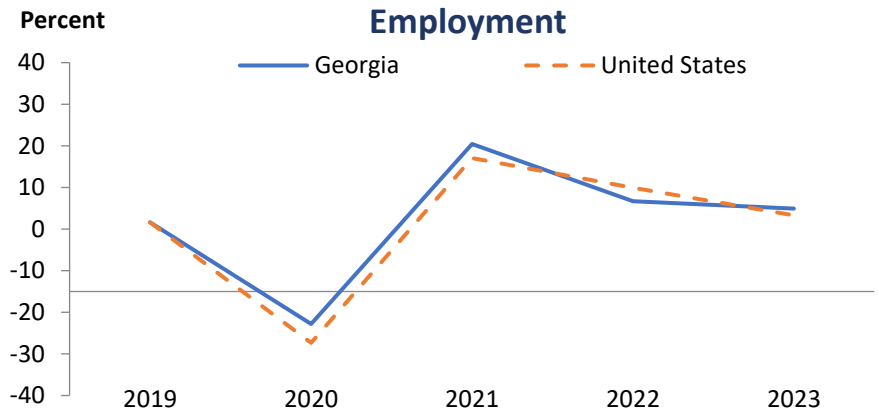
# Outdoor Recreation Satellite Account (ORSA)



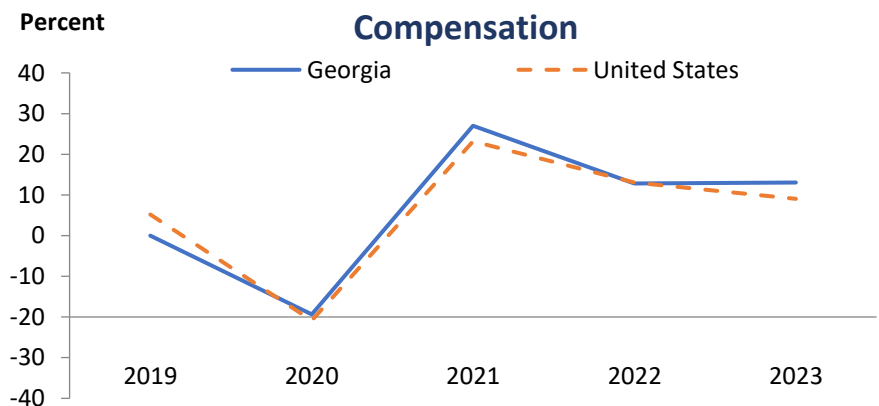
In 2023, Georgia ranked 9th among all states in ORSA value added and 7th among all states in ORSA value-added growth. Since 2022, ORSA value added has grown 11.8 percent in Georgia, compared with an increase of 9 percent for the United States.



In 2023, Georgia ranked 7th among all states in ORSA employment and 4th among all states in ORSA employment growth. Since 2022, ORSA employment has grown 4.9 percent in Georgia, compared with an increase of 3.3 percent for the United States.



In 2023, Georgia ranked 7th among all states in ORSA compensation and 3rd among all states in ORSA compensation growth. Since 2022, ORSA compensation has grown 13 percent in Georgia, compared with an increase of 9 percent for the United States. Average compensation per wage-and-salary job in Georgia ORSA industries was \$57,488 in 2023, compared with \$82,976 for all salaried jobs in the state.



**ORSA value added** consists of the gross output of an industry less its intermediate inputs; the contribution of an industry to gross domestic product.

**ORSA employment** consists of all wage-and-salary jobs in which workers are engaged in the production of ORSA goods and services.

**ORSA compensation** consists of the remuneration (including wages and salaries as well as benefits, such as employer contributions to pension and health funds) payable to employees in return for their ORSA work during a given year.