

Outdoor Recreation Satellite Account (ORSA)

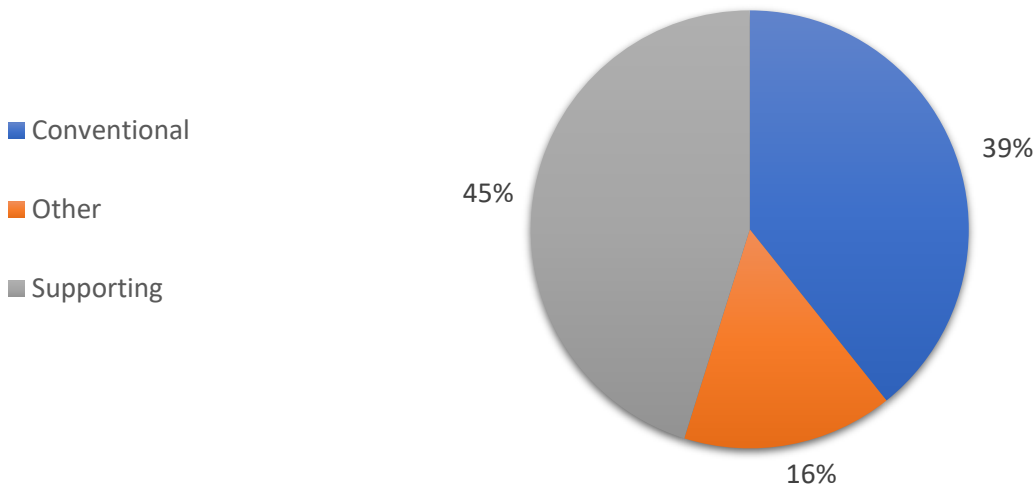


2023—Idaho

Value added [gross domestic product]		Employment		Compensation	
ORSA total	Share of state	ORSA total	Share of state	ORSA total	Share of state
\$4.0 billion	3.3%	37,478 jobs	4.2%	\$1.8 billion	3.0%

Value Added by Select ORSA Activity [Thousands of dollars]				
Activity	2021	2022	2023	State rank
RVing	347,163	388,300	305,490	27
Hunting / shooting / trapping	199,957	228,782	266,486	21
Boating / fishing	185,005	201,655	217,336	38
Snow activities	87,083	123,227	150,479	14
Motorcycling / ATVing	60,190	82,130	81,645	34
Equestrian	96,926	77,898	80,219	30
Climbing / hiking / tent camping	28,597	37,516	43,023	39
Bicycling	20,709	20,791	28,938	26
Recreational flying	8,500	11,103	10,819	39

Value-Added Composition of Outdoor Recreation Activities



Conventional ORSA activities include traditional outdoor activities, such as camping, hiking, boating, and hunting.

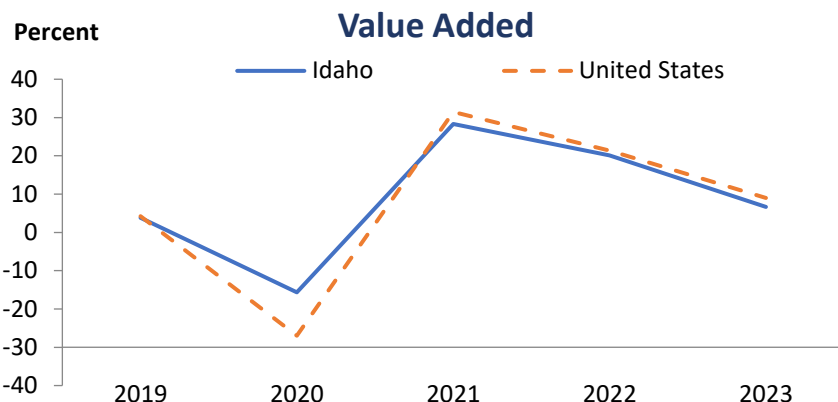
Other ORSA activities include those that take place outside, such as gardening and outdoor concerts.

Supporting ORSA activities are those that contribute to the core activities and include such things as construction, travel and tourism, local trips, and government expenditures.

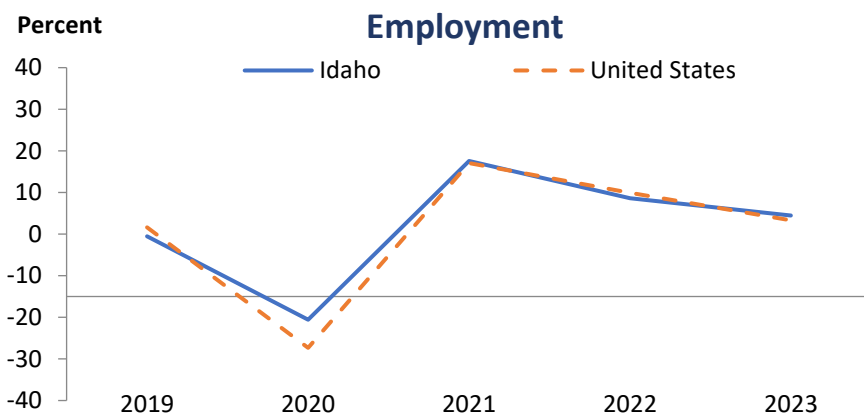
Outdoor Recreation Satellite Account (ORSA)



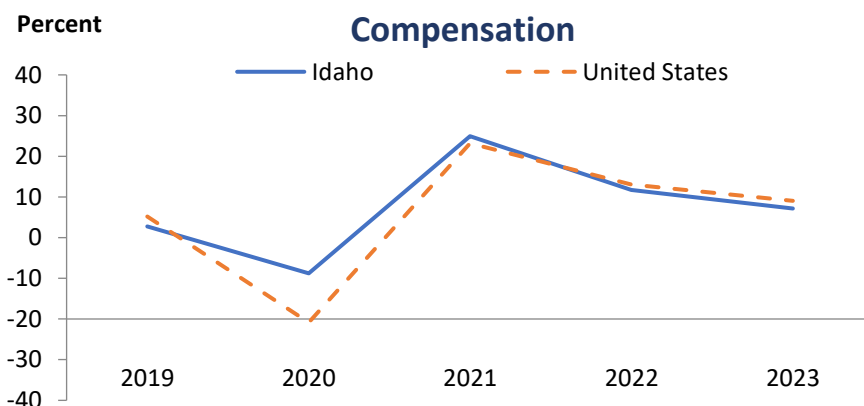
In 2023, Idaho ranked 37th among all states in ORSA value added and 40th among all states in ORSA value-added growth. Since 2022, ORSA value added has grown 6.7 percent in Idaho, compared with an increase of 9 percent for the United States.



In 2023, Idaho ranked 36th among all states in ORSA employment and 7th among all states in ORSA employment growth. Since 2022, ORSA employment has grown 4.5 percent in Idaho, compared with an increase of 3.3 percent for the United States.



In 2023, Idaho ranked 35th among all states in ORSA compensation and 40th among all states in ORSA compensation growth. Since 2022, ORSA compensation has grown 7.2 percent in Idaho, compared with an increase of 9 percent for the United States. Average compensation per wage-and-salary job in Idaho ORSA industries was \$48,891 in 2023, compared with \$69,155 for all salaried jobs in the state.



ORSA value added consists of the gross output of an industry less its intermediate inputs; the contribution of an industry to gross domestic product.

ORSA employment consists of all wage-and-salary jobs in which workers are engaged in the production of ORSA goods and services.

ORSA compensation consists of the remuneration (including wages and salaries as well as benefits, such as employer contributions to pension and health funds) payable to employees in return for their ORSA work during a given year.