

# Outdoor Recreation Satellite Account (ORSA)

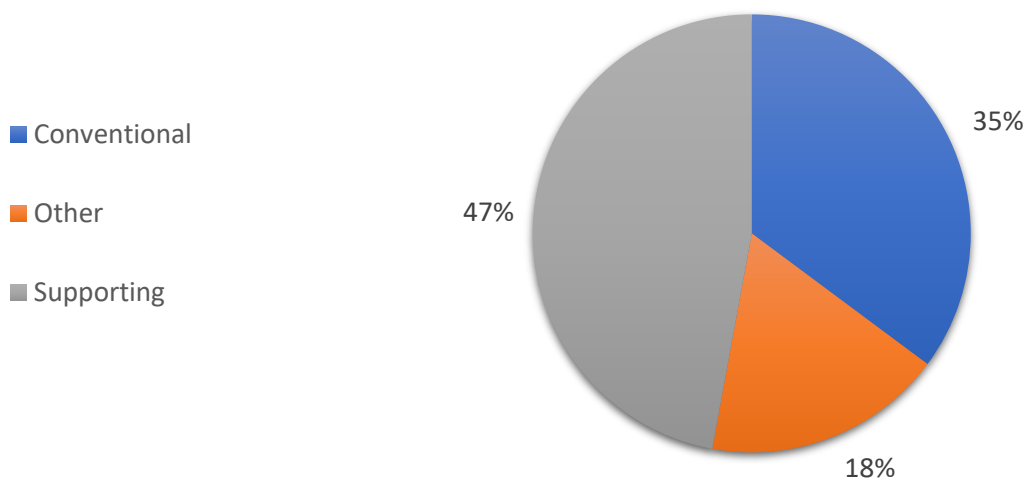


## 2023—Kansas

Value added [gross domestic product]		Employment		Compensation	
ORSA total	Share of state	ORSA total	Share of state	ORSA total	Share of state
<b>\$4.7 billion</b>	<b>2.0%</b>	<b>38,216 jobs</b>	<b>2.5%</b>	<b>\$1.8 billion</b>	<b>1.7%</b>

Value Added by Select ORSA Activity [Thousands of dollars]				
Activity	2021	2022	2023	State rank
Boating / fishing	280,111	304,458	302,810	34
Hunting / shooting / trapping	149,741	164,957	199,187	25
RVing	145,309	151,324	136,917	40
Equestrian	110,348	94,422	95,245	26
Motorcycling / ATVing	67,204	73,006	74,902	36
Climbing / hiking / tent camping	50,036	58,183	67,216	32
Recreational flying	40,125	47,452	45,739	14
Snow activities	11,756	15,342	20,276	42
Bicycling	16,656	15,450	17,058	33

### Value-Added Composition of Outdoor Recreation Activities



**Conventional ORSA** activities include traditional outdoor activities, such as camping, hiking, boating, and hunting.

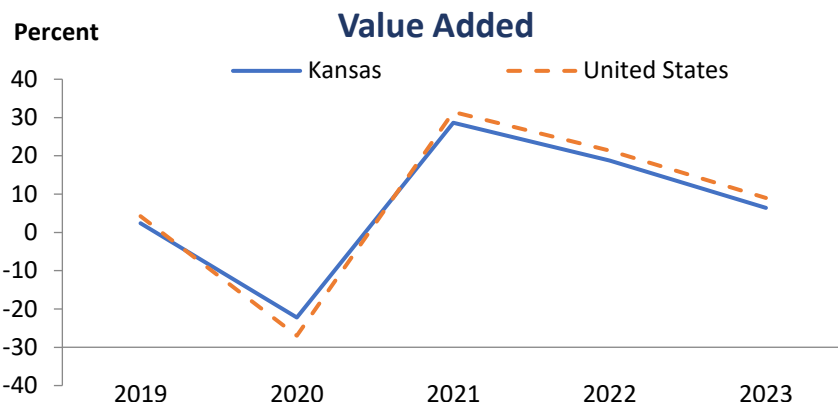
**Other ORSA** activities include those that take place outside, such as gardening and outdoor concerts.

**Supporting ORSA** activities are those that contribute to the core activities and include such things as construction, travel and tourism, local trips, and government expenditures.

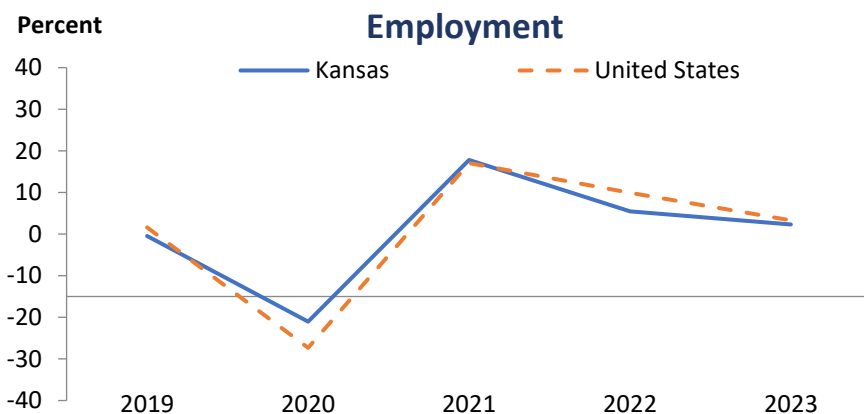
# Outdoor Recreation Satellite Account (ORSA)



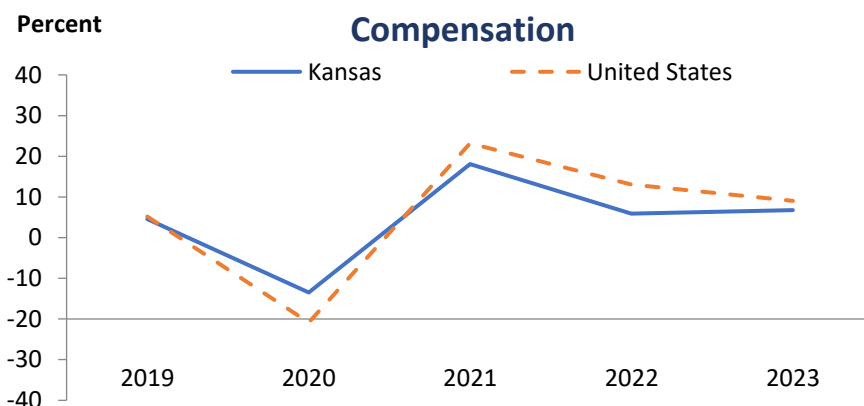
In 2023, Kansas ranked 34th among all states in ORSA value added and 43rd among all states in ORSA value-added growth. Since 2022, ORSA value added has grown 6.4 percent in Kansas, compared with an increase of 9 percent for the United States.



In 2023, Kansas ranked 35th among all states in ORSA employment and 38th among all states in ORSA employment growth. Since 2022, ORSA employment has grown 2.3 percent in Kansas, compared with an increase of 3.3 percent for the United States.



In 2023, Kansas ranked 36th among all states in ORSA compensation and 44th among all states in ORSA compensation growth. Since 2022, ORSA compensation has grown 6.8 percent in Kansas, compared with an increase of 9 percent for the United States. Average compensation per wage-and-salary job in Kansas ORSA industries was \$47,655 in 2023, compared with \$72,381 for all salaried jobs in the state.



**ORSA value added** consists of the gross output of an industry less its intermediate inputs; the contribution of an industry to gross domestic product.

**ORSA employment** consists of all wage-and-salary jobs in which workers are engaged in the production of ORSA goods and services.

**ORSA compensation** consists of the remuneration (including wages and salaries as well as benefits, such as employer contributions to pension and health funds) payable to employees in return for their ORSA work during a given year.