

Outdoor Recreation Satellite Account (ORSA)

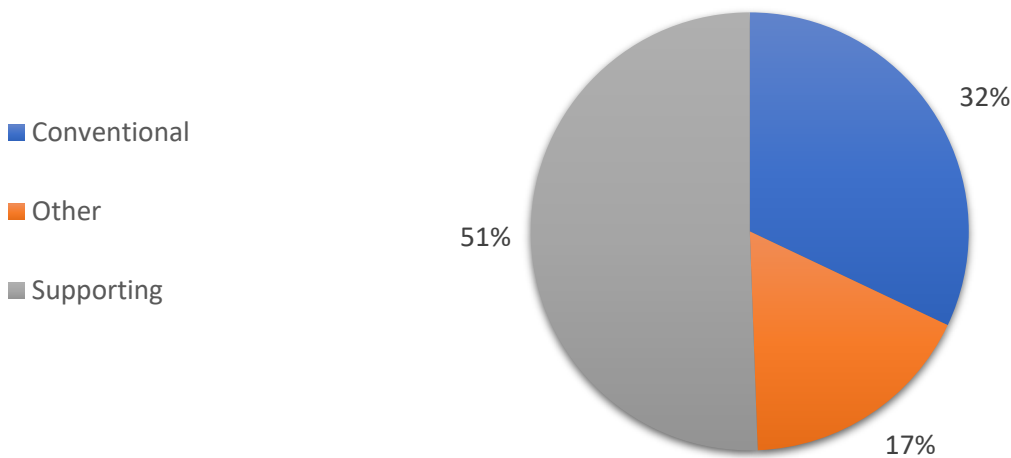


2023—Kentucky

Value added [gross domestic product]		Employment		Compensation	
ORSA total	Share of state	ORSA total	Share of state	ORSA total	Share of state
\$5.6 billion	2.0%	51,897 jobs	2.5%	\$2.5 billion	1.7%

Value Added by Select ORSA Activity [Thousands of dollars]				
Activity	2021	2022	2023	State rank
Boating / fishing	255,681	257,433	279,749	35
Hunting / shooting / trapping	140,580	156,889	186,078	31
RVing	202,668	199,901	171,157	37
Equestrian	163,397	155,878	161,628	12
Motorcycling / ATVing	75,404	83,385	78,070	35
Climbing / hiking / tent camping	51,231	60,381	72,903	30
Recreational flying	14,205	18,220	17,695	33
Bicycling	15,361	14,874	16,964	34
Snow activities	7,423	10,370	13,076	44

Value-Added Composition of Outdoor Recreation Activities



Conventional ORSA activities include traditional outdoor activities, such as camping, hiking, boating, and hunting.

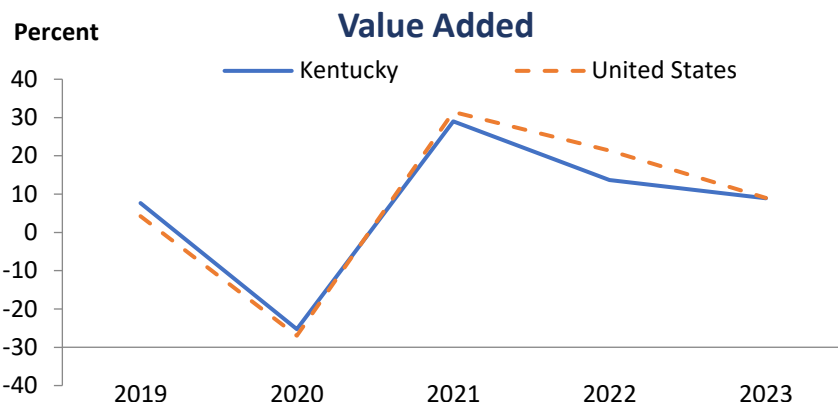
Other ORSA activities include those that take place outside, such as gardening and outdoor concerts.

Supporting ORSA activities are those that contribute to the core activities and include such things as construction, travel and tourism, local trips, and government expenditures.

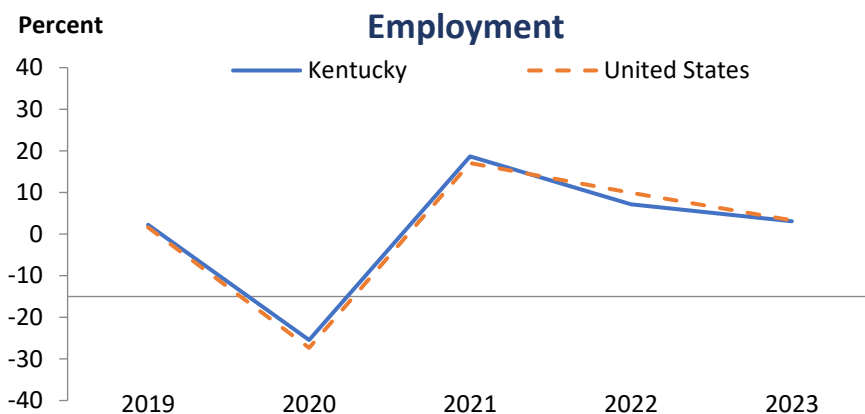
Outdoor Recreation Satellite Account (ORSA)



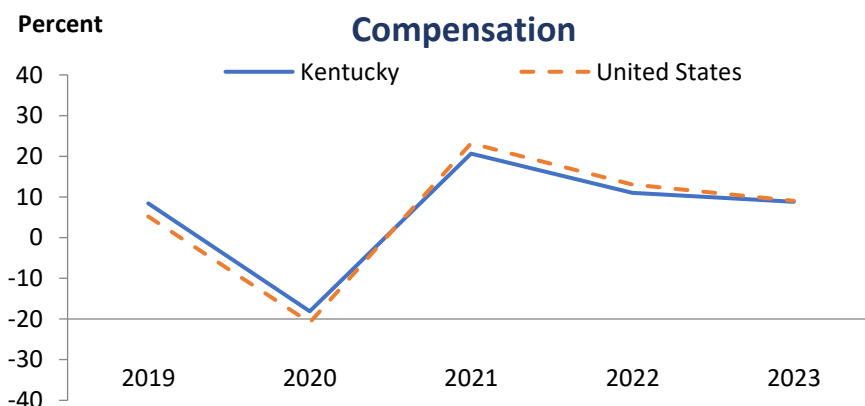
In 2023, Kentucky ranked 30th among all states in ORSA value added and 24th among all states in ORSA value-added growth. Since 2022, ORSA value added has grown 8.9 percent in Kentucky, compared with an increase of 9 percent for the United States.



In 2023, Kentucky ranked 29th among all states in ORSA employment and 27th among all states in ORSA employment growth. Since 2022, ORSA employment has grown 3.1 percent in Kentucky, compared with an increase of 3.3 percent for the United States.



In 2023, Kentucky ranked 30th among all states in ORSA compensation and 23rd among all states in ORSA compensation growth. Since 2022, ORSA compensation has grown 8.8 percent in Kentucky, compared with an increase of 9 percent for the United States. Average compensation per wage-and-salary job in Kentucky ORSA industries was \$48,863 in 2023, compared with \$71,195 for all salaried jobs in the state.



ORSA value added consists of the gross output of an industry less its intermediate inputs; the contribution of an industry to gross domestic product.

ORSA employment consists of all wage-and-salary jobs in which workers are engaged in the production of ORSA goods and services.

ORSA compensation consists of the remuneration (including wages and salaries as well as benefits, such as employer contributions to pension and health funds) payable to employees in return for their ORSA work during a given year.