

Outdoor Recreation Satellite Account (ORSA)

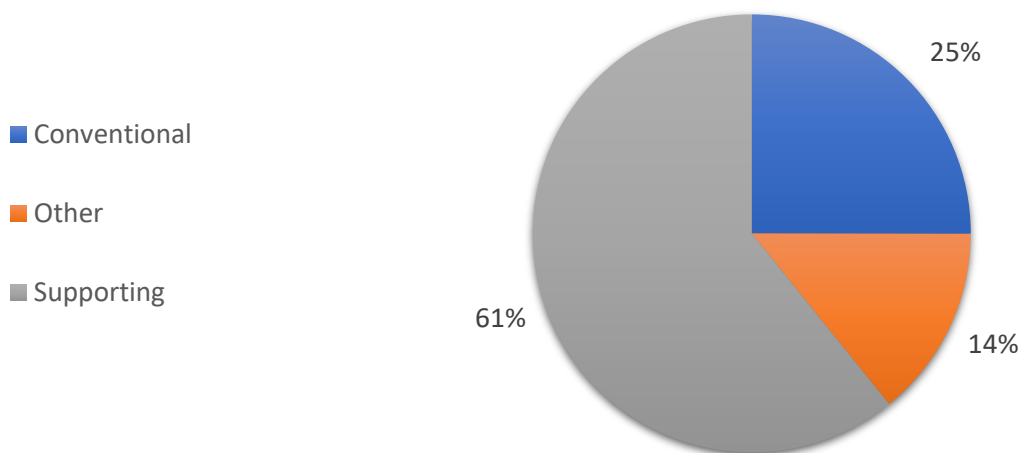


2023—Louisiana

Value added [gross domestic product]		Employment		Compensation	
ORSA total	Share of state	ORSA total	Share of state	ORSA total	Share of state
\$9.2 billion	2.9%	56,386 jobs	2.8%	\$3.1 billion	2.1%

Value Added by Select ORSA Activity [Thousands of dollars]				
Activity	2021	2022	2023	State rank
Boating / fishing	450,334	485,563	509,938	24
RVing	302,831	286,581	217,147	33
Hunting / shooting / trapping	129,381	146,262	193,784	28
Equestrian	113,942	92,815	96,189	25
Motorcycling / ATVing	91,253	104,177	96,006	31
Climbing / hiking / tent camping	44,981	54,085	59,654	34
Recreational flying	39,133	53,814	53,973	10
Snow activities	6,971	9,245	13,028	45
Bicycling	10,630	9,828	9,732	40

Value-Added Composition of Outdoor Recreation Activities



Conventional ORSA activities include traditional outdoor activities, such as camping, hiking, boating, and hunting.

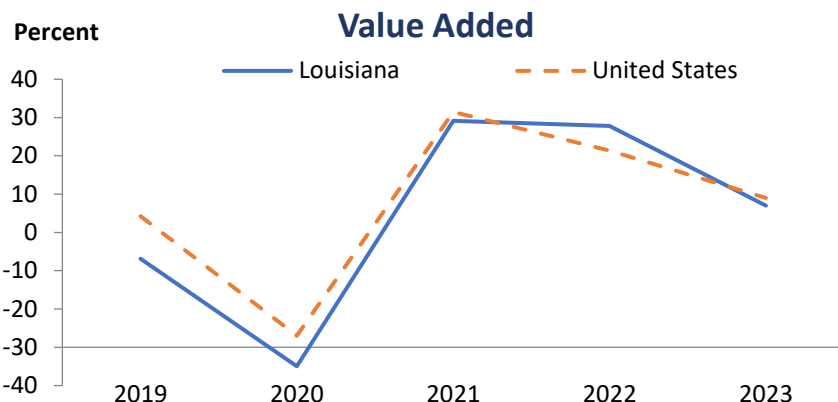
Other ORSA activities include those that take place outside, such as gardening and outdoor concerts.

Supporting ORSA activities are those that contribute to the core activities and include such things as construction, travel and tourism, local trips, and government expenditures.

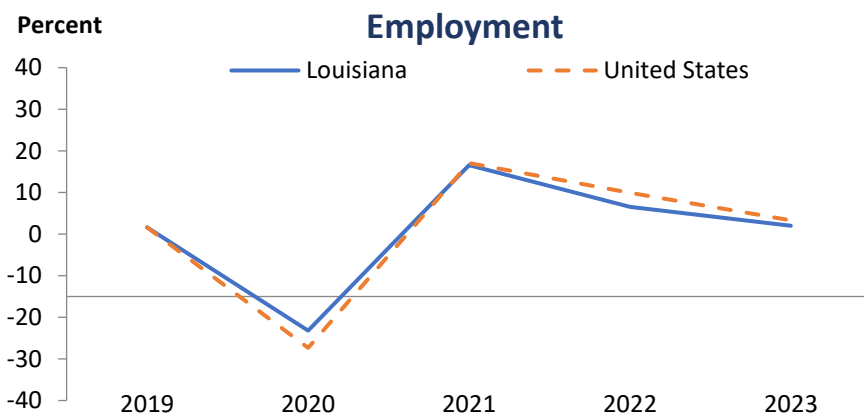
Outdoor Recreation Satellite Account (ORSA)



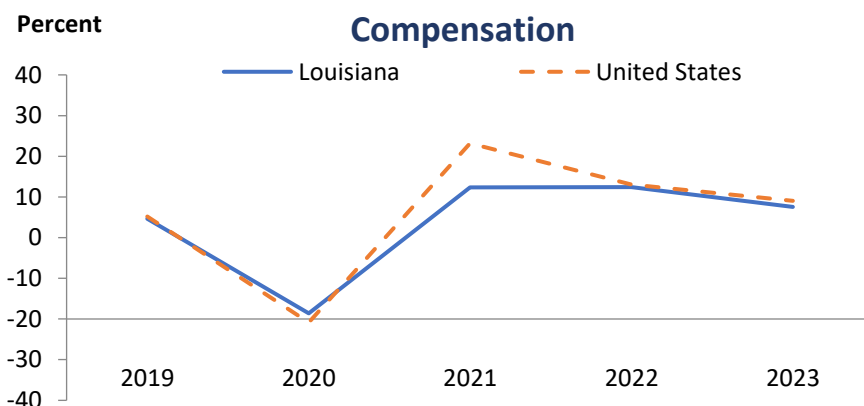
In 2023, Louisiana ranked 24th among all states in ORSA value added and 39th among all states in ORSA value-added growth. Since 2022, ORSA value added has grown 7 percent in Louisiana, compared with an increase of 9 percent for the United States.



In 2023, Louisiana ranked 28th among all states in ORSA employment and 41st among all states in ORSA employment growth. Since 2022, ORSA employment has grown 2 percent in Louisiana, compared with an increase of 3.3 percent for the United States.



In 2023, Louisiana ranked 28th among all states in ORSA compensation and 32nd among all states in ORSA compensation growth. Since 2022, ORSA compensation has grown 7.5 percent in Louisiana, compared with an increase of 9 percent for the United States. Average compensation per wage-and-salary job in Louisiana ORSA industries was \$54,595 in 2023, compared with \$73,121 for all salaried jobs in the state.



ORSA value added consists of the gross output of an industry less its intermediate inputs; the contribution of an industry to gross domestic product.

ORSA employment consists of all wage-and-salary jobs in which workers are engaged in the production of ORSA goods and services.

ORSA compensation consists of the remuneration (including wages and salaries as well as benefits, such as employer contributions to pension and health funds) payable to employees in return for their ORSA work during a given year.