

Outdoor Recreation Satellite Account (ORSA)

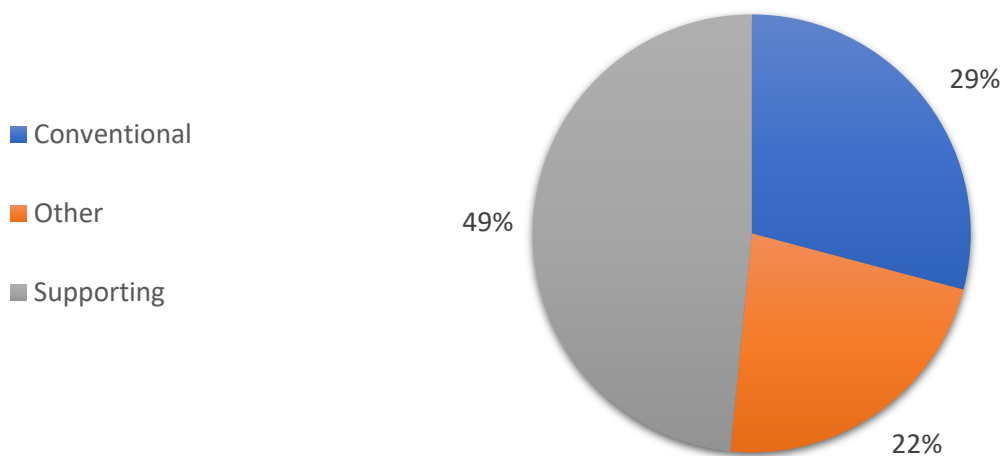


2023—Maryland

Value added [gross domestic product]		Employment		Compensation	
ORSA total	Share of state	ORSA total	Share of state	ORSA total	Share of state
\$9.4 billion	1.8%	81,615 jobs	2.8%	\$4.5 billion	1.6%

Value Added by Select ORSA Activity [Thousands of dollars]				
Activity	2021	2022	2023	State rank
Boating / fishing	497,077	538,798	656,506	22
RVing	204,783	221,740	220,911	32
Hunting / shooting / trapping	143,416	165,382	189,942	30
Motorcycling / ATVing	74,657	86,794	94,365	32
Climbing / hiking / tent camping	72,138	78,457	90,823	27
Equestrian	69,480	65,159	71,738	32
Snow activities	39,381	47,742	53,828	33
Bicycling	28,441	26,694	26,777	27
Recreational flying	13,503	18,588	18,791	31

Value-Added Composition of Outdoor Recreation Activities



Conventional ORSA activities include traditional outdoor activities, such as camping, hiking, boating, and hunting.

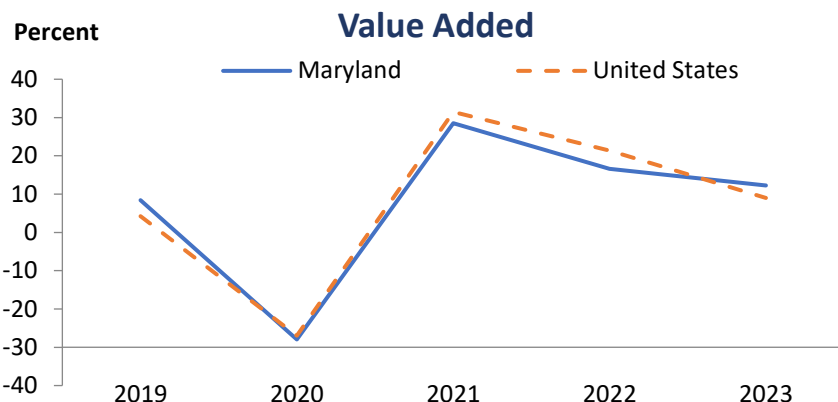
Other ORSA activities include those that take place outside, such as gardening and outdoor concerts.

Supporting ORSA activities are those that contribute to the core activities and include such things as construction, travel and tourism, local trips, and government expenditures.

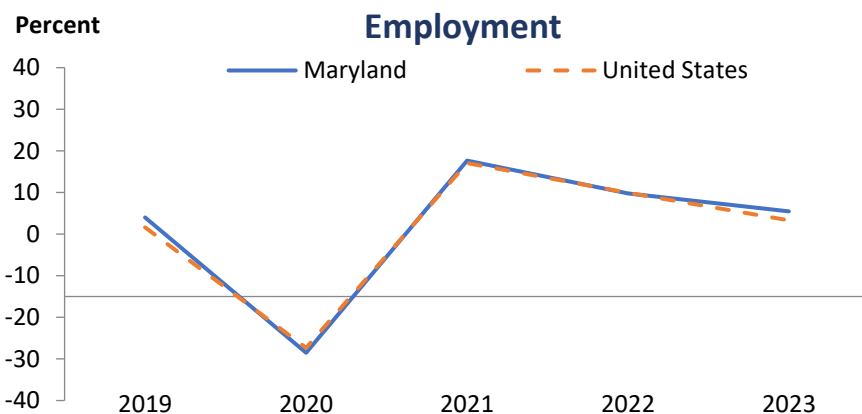
Outdoor Recreation Satellite Account (ORSA)



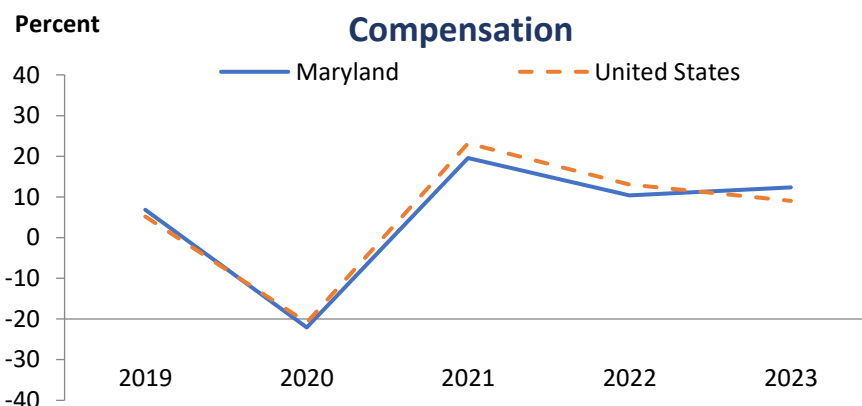
In 2023, Maryland ranked 23rd among all states in ORSA value added and 5th among all states in ORSA value-added growth. Since 2022, ORSA value added has grown 12.2 percent in Maryland, compared with an increase of 9 percent for the United States.



In 2023, Maryland ranked 23rd among all states in ORSA employment and 3rd among all states in ORSA employment growth. Since 2022, ORSA employment has grown 5.5 percent in Maryland, compared with an increase of 3.3 percent for the United States.



In 2023, Maryland ranked 22nd among all states in ORSA compensation and 5th among all states in ORSA compensation growth. Since 2022, ORSA compensation has grown 12.4 percent in Maryland, compared with an increase of 9 percent for the United States. Average compensation per wage-and-salary job in Maryland ORSA industries was \$55,060 in 2023, compared with \$96,292 for all salaried jobs in the state.



ORSA value added consists of the gross output of an industry less its intermediate inputs; the contribution of an industry to gross domestic product.

ORSA employment consists of all wage-and-salary jobs in which workers are engaged in the production of ORSA goods and services.

ORSA compensation consists of the remuneration (including wages and salaries as well as benefits, such as employer contributions to pension and health funds) payable to employees in return for their ORSA work during a given year.