

Outdoor Recreation Satellite Account (ORSA)

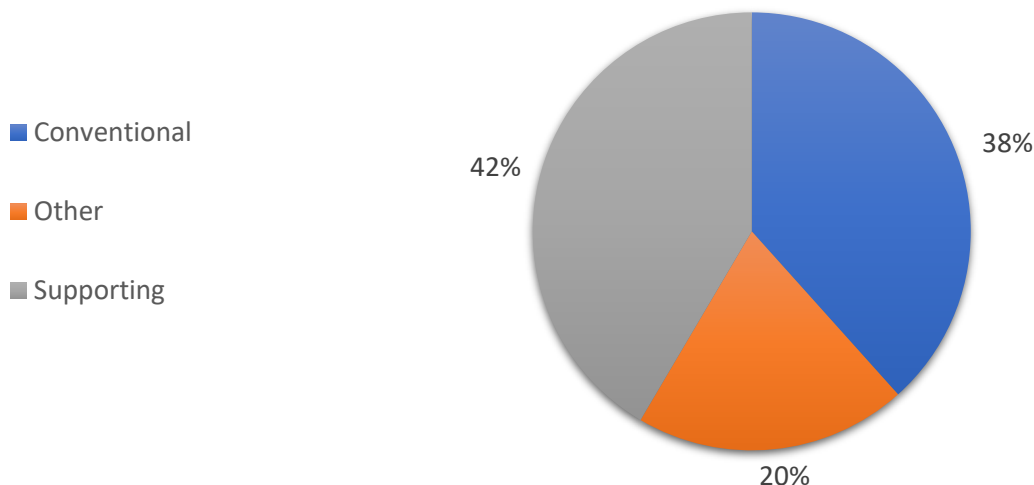


2023—Minnesota

Value added [gross domestic product]		Employment		Compensation	
ORSA total	Share of state	ORSA total	Share of state	ORSA total	Share of state
\$13.5 billion	2.8%	95,937 jobs	3.1%	\$5.9 billion	2.3%

Value Added by Select ORSA Activity [Thousands of dollars]				
Activity	2021	2022	2023	State rank
Boating / fishing	1,024,434	1,092,926	1,142,249	10
Hunting / shooting / trapping	427,639	450,559	554,761	7
RVing	511,057	585,525	528,523	13
Motorcycling / ATVing	314,893	384,023	457,194	9
Snow activities	127,801	180,992	238,378	8
Climbing / hiking / tent camping	154,198	183,799	210,035	12
Equestrian	205,195	130,049	137,630	18
Bicycling	78,674	76,289	83,452	11
Recreational flying	21,386	32,250	33,134	20

Value-Added Composition of Outdoor Recreation Activities



Conventional ORSA activities include traditional outdoor activities, such as camping, hiking, boating, and hunting.

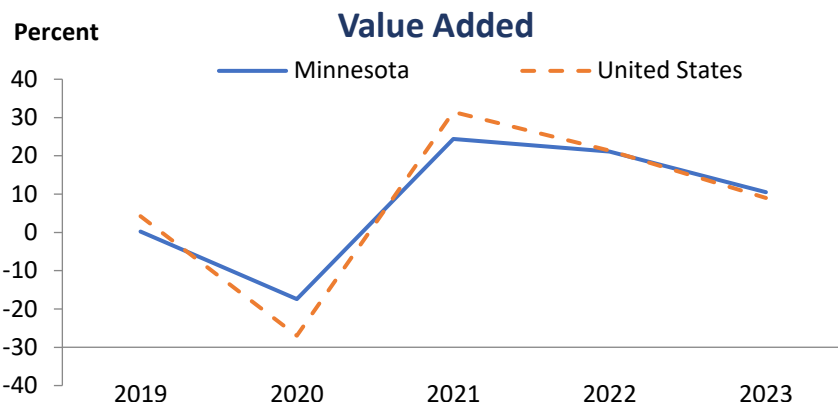
Other ORSA activities include those that take place outside, such as gardening and outdoor concerts.

Supporting ORSA activities are those that contribute to the core activities and include such things as construction, travel and tourism, local trips, and government expenditures.

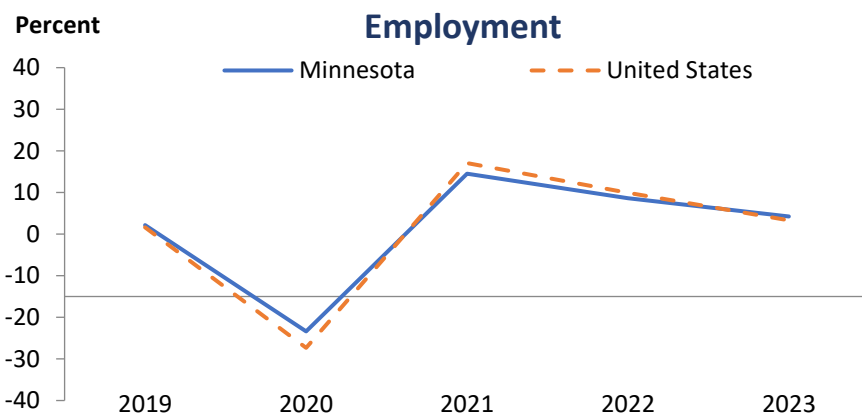
Outdoor Recreation Satellite Account (ORSA)



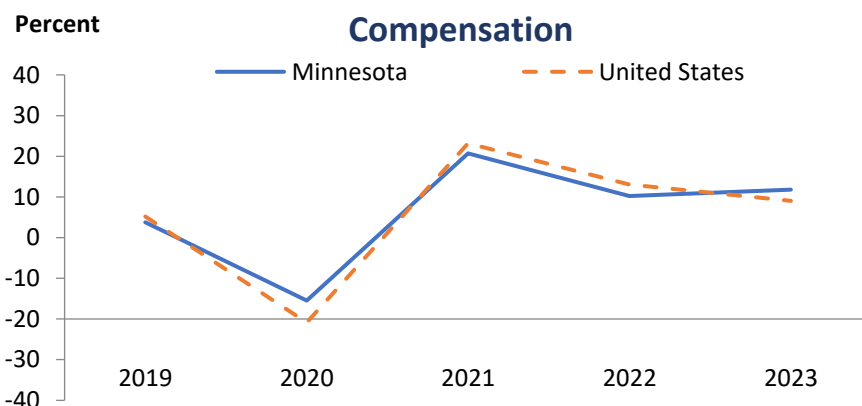
In 2023, Minnesota ranked 16th among all states in ORSA value added and 13th among all states in ORSA value-added growth. Since 2022, ORSA value added has grown 10.5 percent in Minnesota, compared with an increase of 9 percent for the United States.



In 2023, Minnesota ranked 20th among all states in ORSA employment and 10th among all states in ORSA employment growth. Since 2022, ORSA employment has grown 4.2 percent in Minnesota, compared with an increase of 3.3 percent for the United States.



In 2023, Minnesota ranked 18th among all states in ORSA compensation and 6th among all states in ORSA compensation growth. Since 2022, ORSA compensation has grown 11.8 percent in Minnesota, compared with an increase of 9 percent for the United States. Average compensation per wage-and-salary job in Minnesota ORSA industries was \$61,486 in 2023, compared with \$85,360 for all salaried jobs in the state.



ORSA value added consists of the gross output of an industry less its intermediate inputs; the contribution of an industry to gross domestic product.

ORSA employment consists of all wage-and-salary jobs in which workers are engaged in the production of ORSA goods and services.

ORSA compensation consists of the remuneration (including wages and salaries as well as benefits, such as employer contributions to pension and health funds) payable to employees in return for their ORSA work during a given year.