

Outdoor Recreation Satellite Account (ORSA)

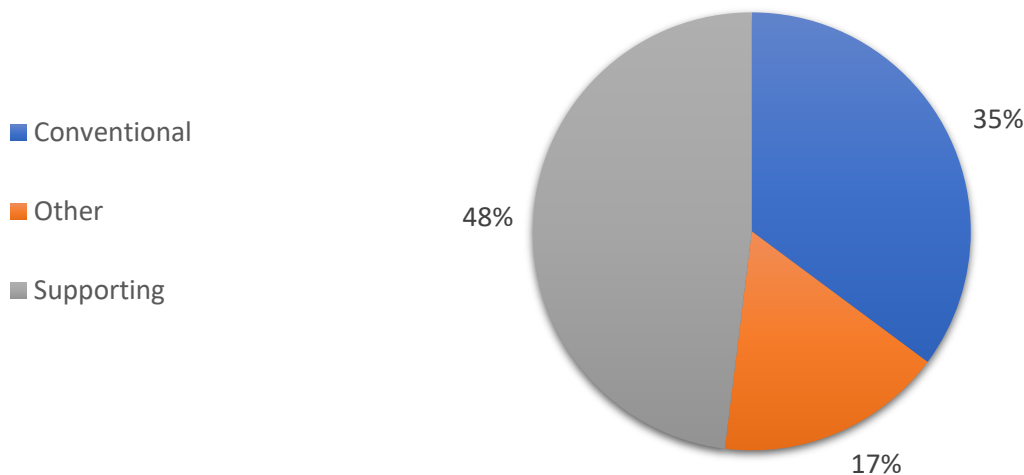


2023—Mississippi

Value added [gross domestic product]		Employment		Compensation	
ORSA total	Share of state	ORSA total	Share of state	ORSA total	Share of state
\$4.0 billion	2.6%	35,156 jobs	2.8%	\$1.5 billion	2.0%

Value Added by Select ORSA Activity [Thousands of dollars]				
Activity	2021	2022	2023	State rank
Boating / fishing	195,077	217,983	249,959	36
Hunting / shooting / trapping	141,285	159,674	198,850	26
RVing	189,372	214,652	165,513	38
Equestrian	71,179	64,708	67,765	34
Motorcycling / ATVing	56,555	62,160	60,463	37
Climbing / hiking / tent camping	28,279	35,732	39,374	41
Recreational flying	23,175	27,893	27,104	26
Bicycling	10,297	9,902	11,808	37
Snow activities	4,513	6,438	7,040	48

Value-Added Composition of Outdoor Recreation Activities



Conventional ORSA activities include traditional outdoor activities, such as camping, hiking, boating, and hunting.

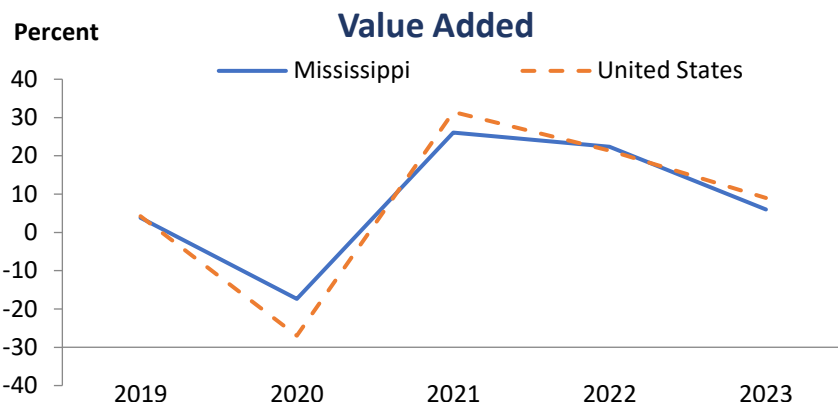
Other ORSA activities include those that take place outside, such as gardening and outdoor concerts.

Supporting ORSA activities are those that contribute to the core activities and include such things as construction, travel and tourism, local trips, and government expenditures.

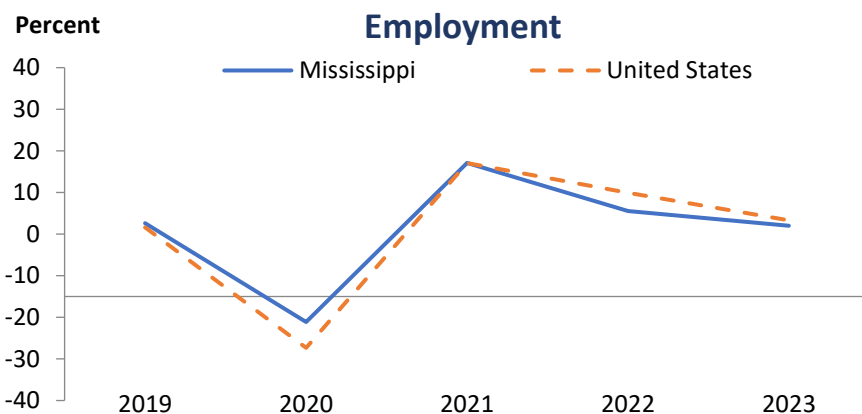
Outdoor Recreation Satellite Account (ORSA)



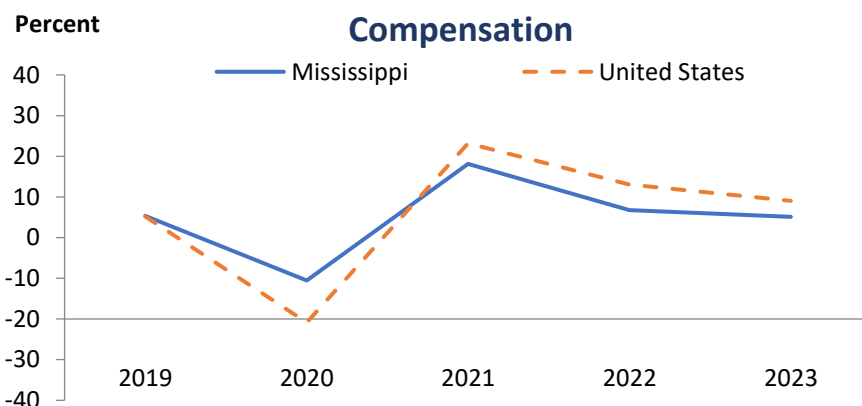
In 2023, Mississippi ranked 36th among all states in ORSA value added and 47th among all states in ORSA value-added growth. Since 2022, ORSA value added has grown 6 percent in Mississippi, compared with an increase of 9 percent for the United States.



In 2023, Mississippi ranked 37th among all states in ORSA employment and 42nd among all states in ORSA employment growth. Since 2022, ORSA employment has grown 2 percent in Mississippi, compared with an increase of 3.3 percent for the United States.



In 2023, Mississippi ranked 40th among all states in ORSA compensation and 47th among all states in ORSA compensation growth. Since 2022, ORSA compensation has grown 5.1 percent in Mississippi, compared with an increase of 9 percent for the United States. Average compensation per wage-and-salary job in Mississippi ORSA industries was \$43,507 in 2023, compared with \$62,585 for all salaried jobs in the state.



ORSA value added consists of the gross output of an industry less its intermediate inputs; the contribution of an industry to gross domestic product.

ORSA employment consists of all wage-and-salary jobs in which workers are engaged in the production of ORSA goods and services.

ORSA compensation consists of the remuneration (including wages and salaries as well as benefits, such as employer contributions to pension and health funds) payable to employees in return for their ORSA work during a given year.