

Outdoor Recreation Satellite Account (ORSA)

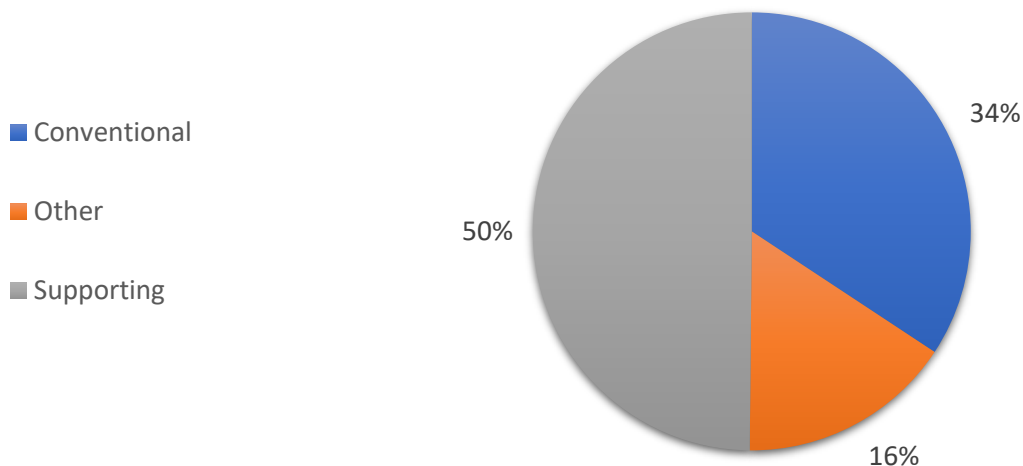


2023—Montana

Value added [gross domestic product]		Employment		Compensation	
ORSA total	Share of state	ORSA total	Share of state	ORSA total	Share of state
\$3.4 billion	4.6%	30,915 jobs	5.8%	\$1.6 billion	4.4%

Value Added by Select ORSA Activity [Thousands of dollars]				
Activity	2021	2022	2023	State rank
RVing	241,938	254,975	221,803	31
Boating / fishing	152,406	145,834	149,671	41
Hunting / shooting / trapping	80,502	90,151	108,705	38
Snow activities	49,092	72,224	83,019	24
Equestrian	70,491	65,294	68,204	33
Climbing / hiking / tent camping	42,230	47,514	53,509	36
Motorcycling / ATVing	30,294	37,543	35,085	42
Bicycling	10,440	9,552	11,607	38
Recreational flying	7,748	11,402	11,030	38

Value-Added Composition of Outdoor Recreation Activities



Conventional ORSA activities include traditional outdoor activities, such as camping, hiking, boating, and hunting.

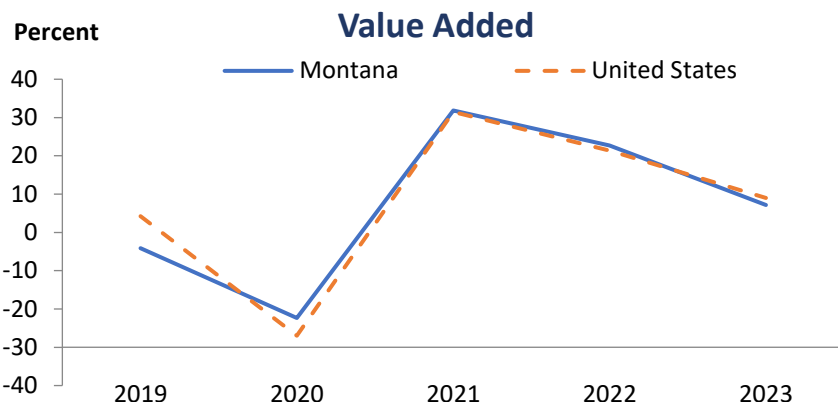
Other ORSA activities include those that take place outside, such as gardening and outdoor concerts.

Supporting ORSA activities are those that contribute to the core activities and include such things as construction, travel and tourism, local trips, and government expenditures.

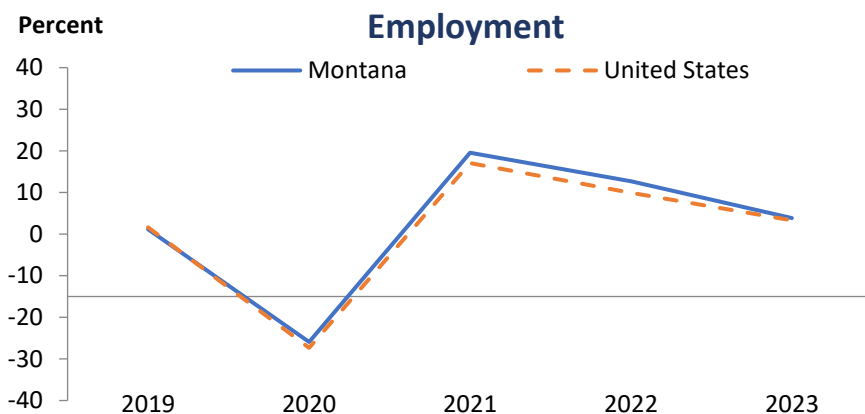
Outdoor Recreation Satellite Account (ORSA)



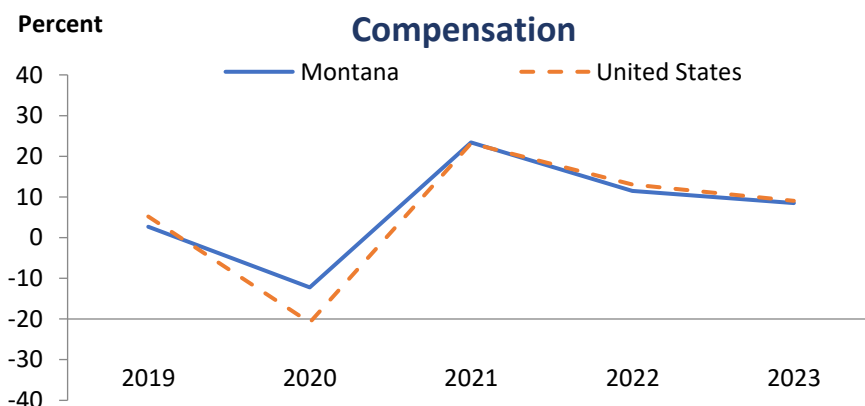
In 2023, Montana ranked 40th among all states in ORSA value added and 37th among all states in ORSA value-added growth. Since 2022, ORSA value added has grown 7.2 percent in Montana, compared with an increase of 9 percent for the United States.



In 2023, Montana ranked 39th among all states in ORSA employment and 19th among all states in ORSA employment growth. Since 2022, ORSA employment has grown 3.8 percent in Montana, compared with an increase of 3.3 percent for the United States.



In 2023, Montana ranked 38th among all states in ORSA compensation and 29th among all states in ORSA compensation growth. Since 2022, ORSA compensation has grown 8.5 percent in Montana, compared with an increase of 9 percent for the United States. Average compensation per wage-and-salary job in Montana ORSA industries was \$53,186 in 2023, compared with \$70,623 for all salaried jobs in the state.



ORSA value added consists of the gross output of an industry less its intermediate inputs; the contribution of an industry to gross domestic product.

ORSA employment consists of all wage-and-salary jobs in which workers are engaged in the production of ORSA goods and services.

ORSA compensation consists of the remuneration (including wages and salaries as well as benefits, such as employer contributions to pension and health funds) payable to employees in return for their ORSA work during a given year.