

# Outdoor Recreation Satellite Account (ORSA)

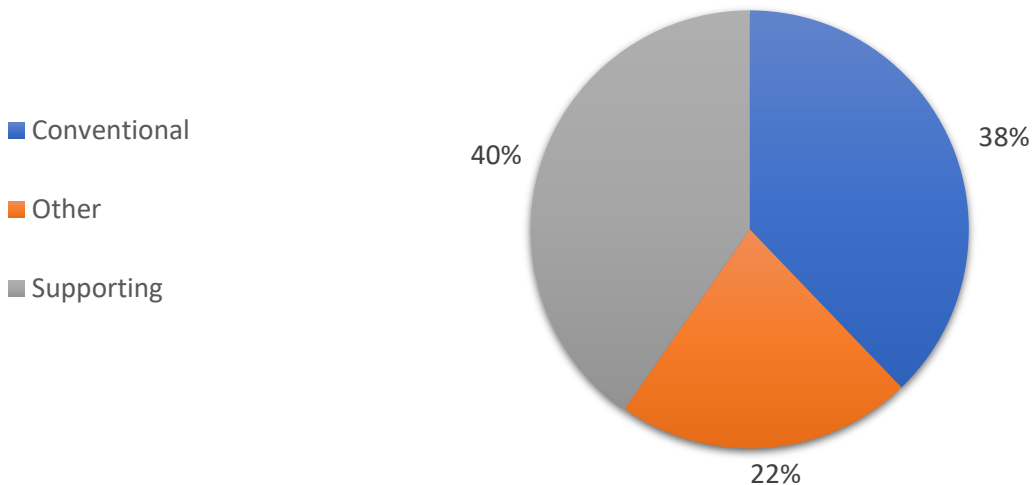


## 2023—Nebraska

| Value added<br>[gross domestic product] |                | Employment         |                | Compensation         |                |
|---|----------------|--------------------|----------------|----------------------|----------------|
| ORSA total                              | Share of state | ORSA total         | Share of state | ORSA total           | Share of state |
| <b>\$3.4 billion</b>                    | <b>1.9%</b>    | <b>29,143 jobs</b> | <b>2.7%</b>    | <b>\$1.5 billion</b> | <b>1.8%</b>    |

| Value Added by Select ORSA Activity<br>[Thousands of dollars] |         |         |         |            |
|---|---------|---------|---------|------------|
| Activity  | 2021    | 2022    | 2023    | State rank |
| Boating / fishing   | 186,200 | 195,695 | 228,809 | 37         |
| Hunting / shooting / trapping                                 | 101,658 | 108,624 | 138,935 | 35         |
| Motorcycling / ATVing   | 98,844  | 111,614 | 129,627 | 26         |
| Equestrian  | 127,741 | 114,388 | 119,352 | 22         |
| RVing   | 119,524 | 124,399 | 111,818 | 42         |
| Snow activities   | 23,087  | 36,981  | 68,944  | 27         |
| Climbing / hiking / tent camping                              | 23,362  | 27,154  | 29,501  | 44         |
| Recreational flying   | 7,890   | 13,557  | 15,002  | 35         |
| Bicycling   | 12,927  | 12,115  | 11,894  | 36         |

### Value-Added Composition of Outdoor Recreation Activities



**Conventional ORSA** activities include traditional outdoor activities, such as camping, hiking, boating, and hunting.

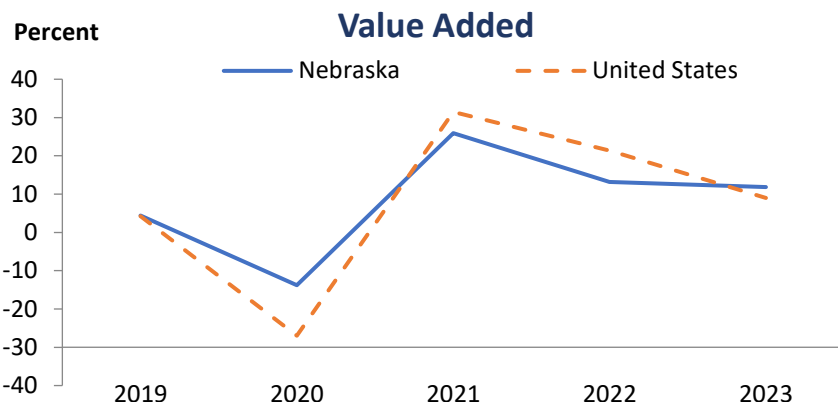
**Other ORSA** activities include those that take place outside, such as gardening and outdoor concerts.

**Supporting ORSA** activities are those that contribute to the core activities and include such things as construction, travel and tourism, local trips, and government expenditures.

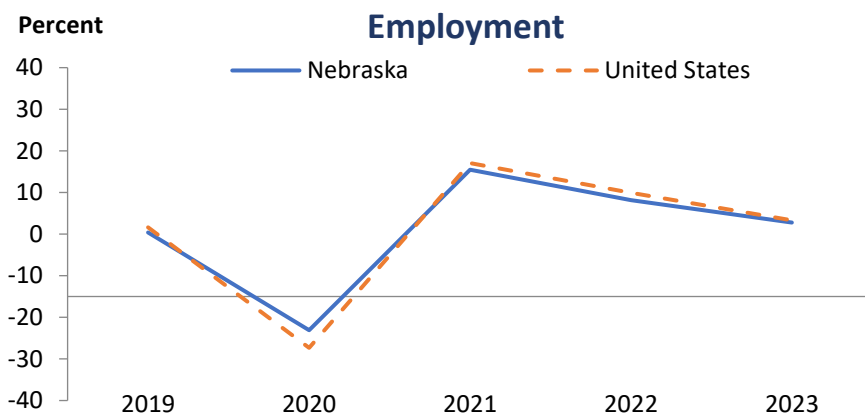
# Outdoor Recreation Satellite Account (ORSA)



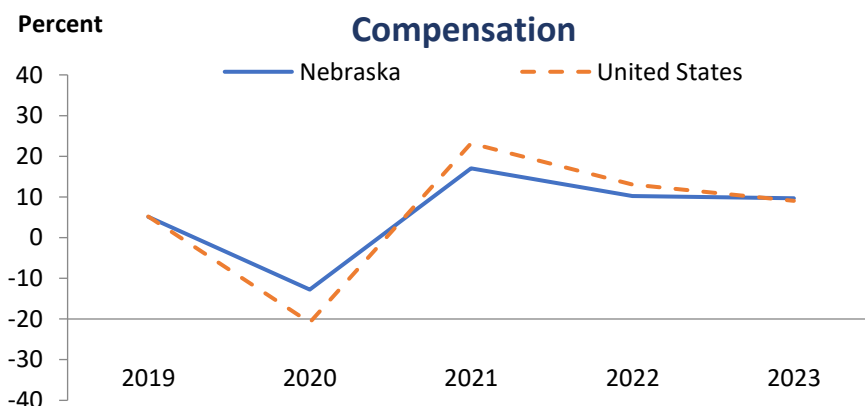
In 2023, Nebraska ranked 41st among all states in ORSA value added and 6th among all states in ORSA value-added growth. Since 2022, ORSA value added has grown 11.8 percent in Nebraska, compared with an increase of 9 percent for the United States.



In 2023, Nebraska ranked 42nd among all states in ORSA employment and 32nd among all states in ORSA employment growth. Since 2022, ORSA employment has grown 2.8 percent in Nebraska, compared with an increase of 3.3 percent for the United States.



In 2023, Nebraska ranked 42nd among all states in ORSA compensation and 17th among all states in ORSA compensation growth. Since 2022, ORSA compensation has grown 9.6 percent in Nebraska, compared with an increase of 9 percent for the United States. Average compensation per wage-and-salary job in Nebraska ORSA industries was \$50,626 in 2023, compared with \$74,560 for all salaried jobs in the state.



**ORSA value added** consists of the gross output of an industry less its intermediate inputs; the contribution of an industry to gross domestic product.

**ORSA employment** consists of all wage-and-salary jobs in which workers are engaged in the production of ORSA goods and services.

**ORSA compensation** consists of the remuneration (including wages and salaries as well as benefits, such as employer contributions to pension and health funds) payable to employees in return for their ORSA work during a given year.