

Outdoor Recreation Satellite Account (ORSA)

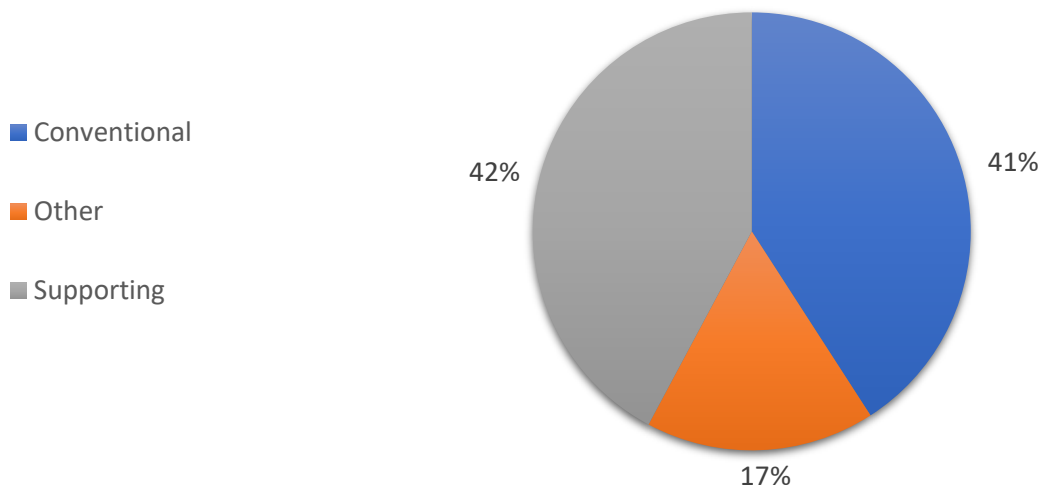


2023—New Hampshire

Value added [gross domestic product]		Employment		Compensation	
ORSA total	Share of state	ORSA total	Share of state	ORSA total	Share of state
\$3.9 billion	3.4%	31,917 jobs	4.5%	\$1.7 billion	2.7%

Value Added by Select ORSA Activity [Thousands of dollars]				
Activity	2021	2022	2023	State rank
RVing	206,178	273,203	250,731	29
Snow activities	152,019	193,393	250,650	7
Hunting / shooting / trapping	150,266	180,147	209,215	23
Boating / fishing	162,082	175,292	191,862	40
Climbing / hiking / tent camping	51,875	67,369	72,915	29
Motorcycling / ATVing	53,556	62,132	59,372	38
Equestrian	18,418	13,426	14,455	45
Bicycling	11,476	10,262	13,331	35
Recreational flying	5,403	9,086	9,666	42

Value-Added Composition of Outdoor Recreation Activities



Conventional ORSA activities include traditional outdoor activities, such as camping, hiking, boating, and hunting.

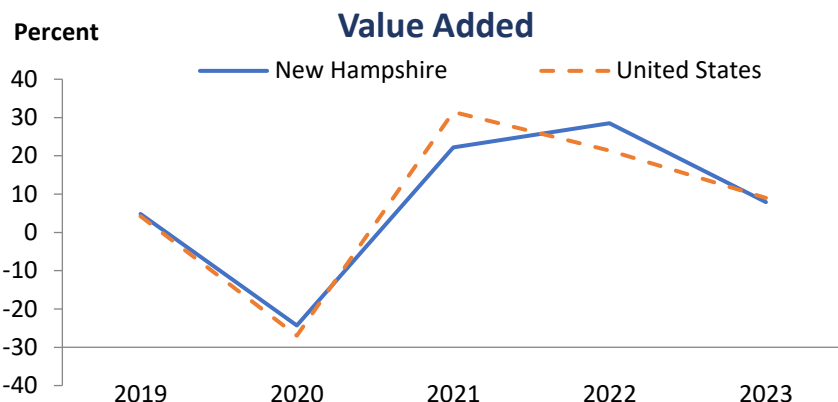
Other ORSA activities include those that take place outside, such as gardening and outdoor concerts.

Supporting ORSA activities are those that contribute to the core activities and include such things as construction, travel and tourism, local trips, and government expenditures.

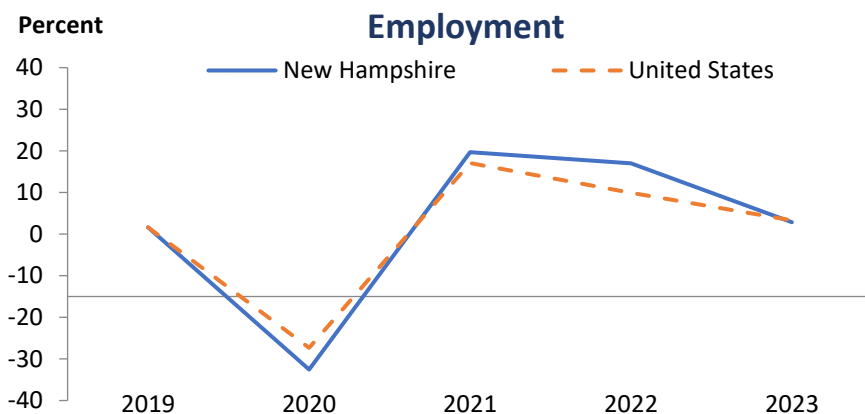
Outdoor Recreation Satellite Account (ORSA)



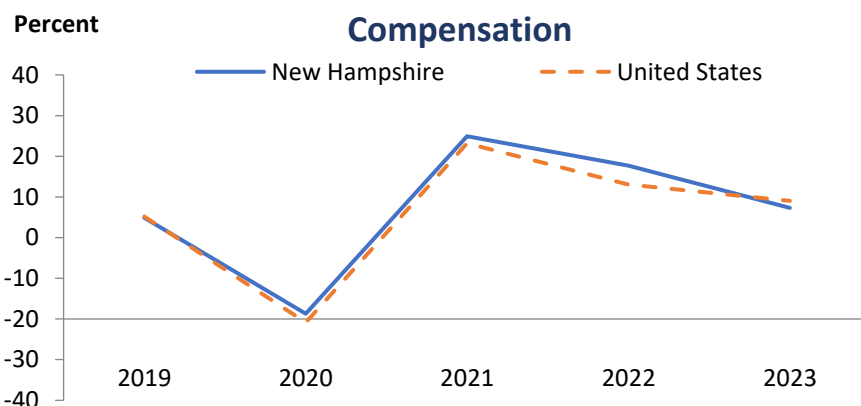
In 2023, New Hampshire ranked 38th among all states in ORSA value added and 34th among all states in ORSA value-added growth. Since 2022, ORSA value added has grown 7.9 percent in New Hampshire, compared with an increase of 9 percent for the United States.



In 2023, New Hampshire ranked 38th among all states in ORSA employment and 30th among all states in ORSA employment growth. Since 2022, ORSA employment has grown 2.9 percent in New Hampshire, compared with an increase of 3.3 percent for the United States.



In 2023, New Hampshire ranked 37th among all states in ORSA compensation and 38th among all states in ORSA compensation growth. Since 2022, ORSA compensation has grown 7.3 percent in New Hampshire, compared with an increase of 9 percent for the United States. Average compensation per wage-and-salary job in New Hampshire ORSA industries was \$52,860 in 2023, compared with \$89,049 for all salaried jobs in the state.



ORSA value added consists of the gross output of an industry less its intermediate inputs; the contribution of an industry to gross domestic product.

ORSA employment consists of all wage-and-salary jobs in which workers are engaged in the production of ORSA goods and services.

ORSA compensation consists of the remuneration (including wages and salaries as well as benefits, such as employer contributions to pension and health funds) payable to employees in return for their ORSA work during a given year.