

Outdoor Recreation Satellite Account (ORSA)

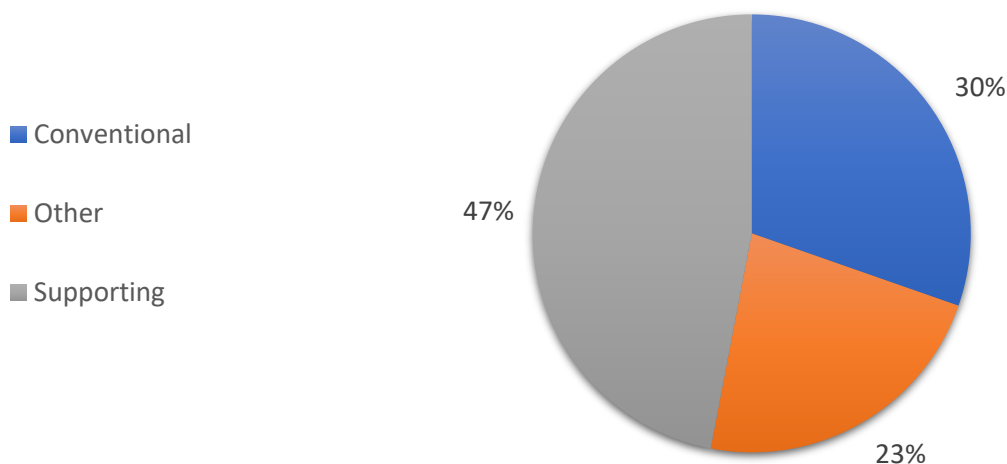


2023—New Jersey

Value added [gross domestic product]		Employment		Compensation	
ORSA total	Share of state	ORSA total	Share of state	ORSA total	Share of state
\$14.5 billion	1.8%	122,798 jobs	2.8%	\$7.3 billion	1.7%

Value Added by Select ORSA Activity [Thousands of dollars]				
Activity	2021	2022	2023	State rank
Boating / fishing	633,870	693,691	776,348	19
RVing	316,192	337,366	316,731	26
Motorcycling / ATVing	136,611	164,868	173,475	19
Hunting / shooting / trapping	110,912	127,720	160,771	33
Climbing / hiking / tent camping	130,944	140,775	154,236	19
Snow activities	96,156	105,122	111,507	18
Bicycling	92,828	93,673	94,553	10
Equestrian	87,162	76,613	83,251	28
Recreational flying	33,875	49,056	49,156	11

Value-Added Composition of Outdoor Recreation Activities



Conventional ORSA activities include traditional outdoor activities, such as camping, hiking, boating, and hunting.

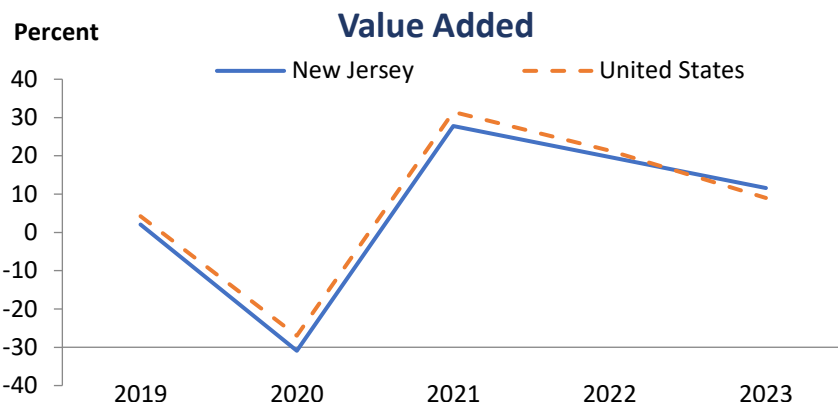
Other ORSA activities include those that take place outside, such as gardening and outdoor concerts.

Supporting ORSA activities are those that contribute to the core activities and include such things as construction, travel and tourism, local trips, and government expenditures.

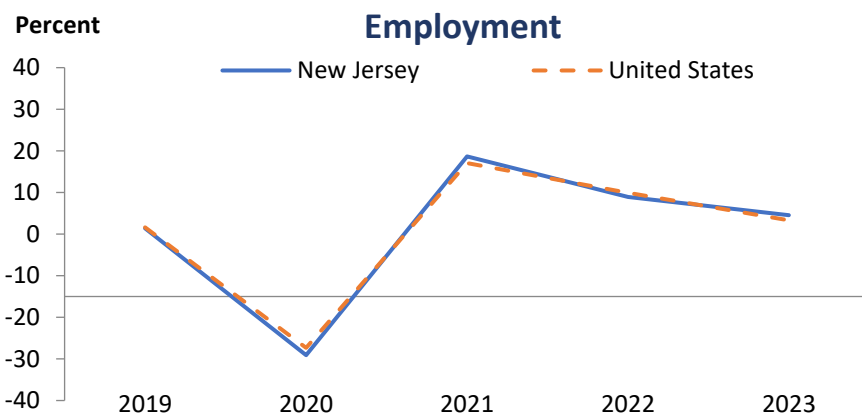
Outdoor Recreation Satellite Account (ORSA)



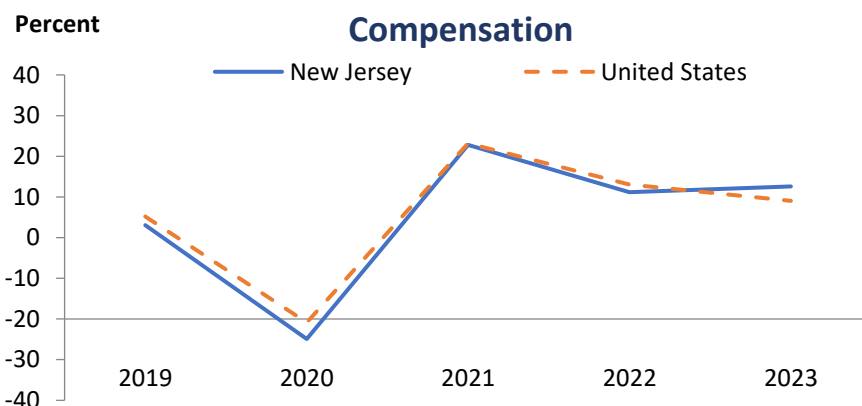
In 2023, New Jersey ranked 13th among all states in ORSA value added and 8th among all states in ORSA value-added growth. Since 2022, ORSA value added has grown 11.6 percent in New Jersey, compared with an increase of 9 percent for the United States.



In 2023, New Jersey ranked 11th among all states in ORSA employment and 6th among all states in ORSA employment growth. Since 2022, ORSA employment has grown 4.5 percent in New Jersey, compared with an increase of 3.3 percent for the United States.



In 2023, New Jersey ranked 12th among all states in ORSA compensation and 4th among all states in ORSA compensation growth. Since 2022, ORSA compensation has grown 12.6 percent in New Jersey, compared with an increase of 9 percent for the United States. Average compensation per wage-and-salary job in New Jersey ORSA industries was \$59,849 in 2023, compared with \$96,938 for all salaried jobs in the state.



ORSA value added consists of the gross output of an industry less its intermediate inputs; the contribution of an industry to gross domestic product.

ORSA employment consists of all wage-and-salary jobs in which workers are engaged in the production of ORSA goods and services.

ORSA compensation consists of the remuneration (including wages and salaries as well as benefits, such as employer contributions to pension and health funds) payable to employees in return for their ORSA work during a given year.