

Outdoor Recreation Satellite Account (ORSA)

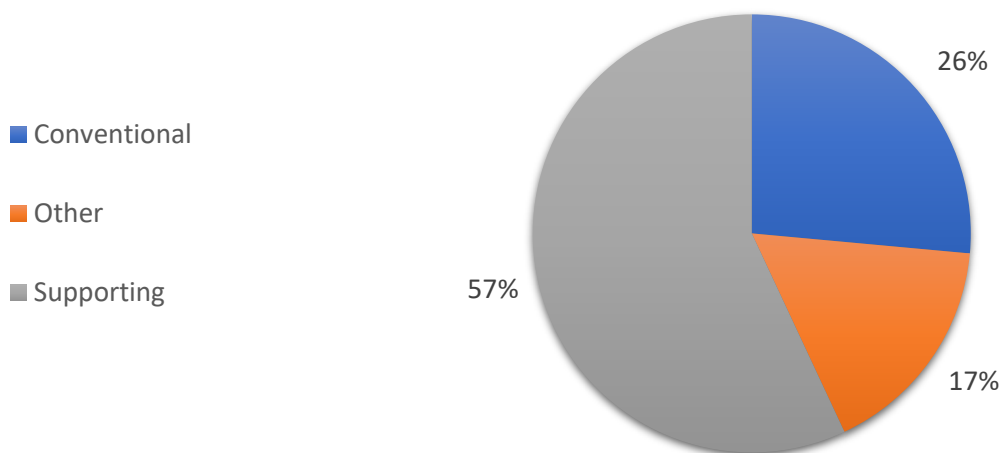


2023—New Mexico

Value added [gross domestic product]		Employment		Compensation	
ORSA total	Share of state	ORSA total	Share of state	ORSA total	Share of state
\$3.2 billion	2.4%	29,182 jobs	3.2%	\$1.5 billion	2.2%

Value Added by Select ORSA Activity [Thousands of dollars]				
Activity	2021	2022	2023	State rank
RVing	199,291	216,998	182,274	36
Boating / fishing	83,806	89,242	92,956	46
Snow activities	60,404	80,441	88,653	23
Equestrian	66,470	61,502	64,283	35
Climbing / hiking / tent camping	27,518	31,427	34,266	42
Hunting / shooting / trapping	26,684	29,850	33,979	45
Motorcycling / ATVing	26,922	29,374	24,742	45
Recreational flying	12,022	14,098	13,884	37
Bicycling	12,215	11,362	10,558	39

Value-Added Composition of Outdoor Recreation Activities



Conventional ORSA activities include traditional outdoor activities, such as camping, hiking, boating, and hunting.

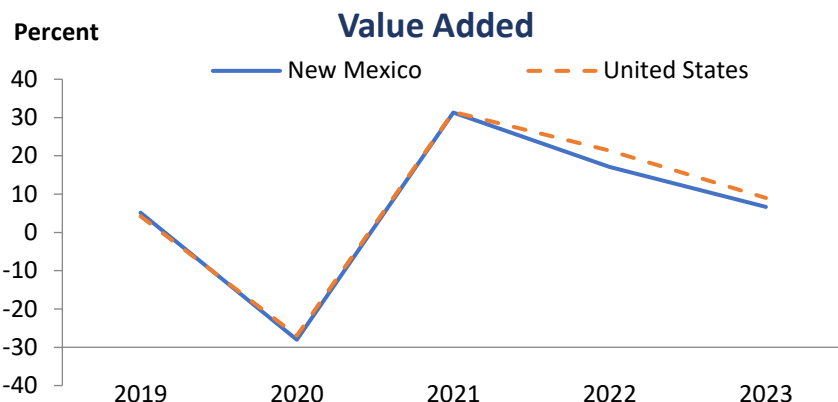
Other ORSA activities include those that take place outside, such as gardening and outdoor concerts.

Supporting ORSA activities are those that contribute to the core activities and include such things as construction, travel and tourism, local trips, and government expenditures.

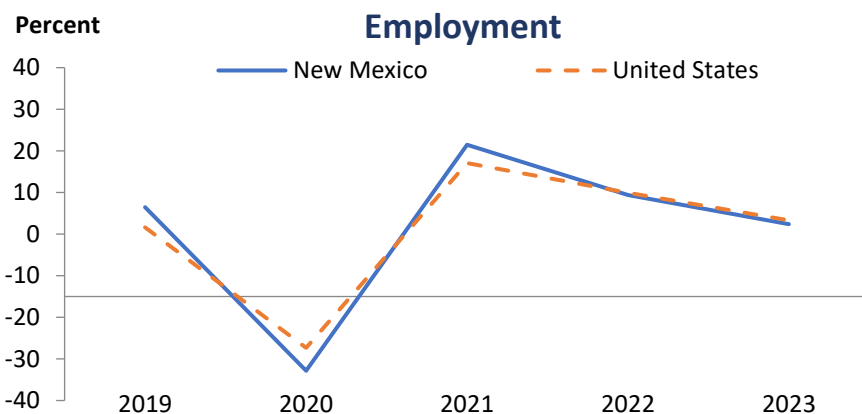
Outdoor Recreation Satellite Account (ORSA)



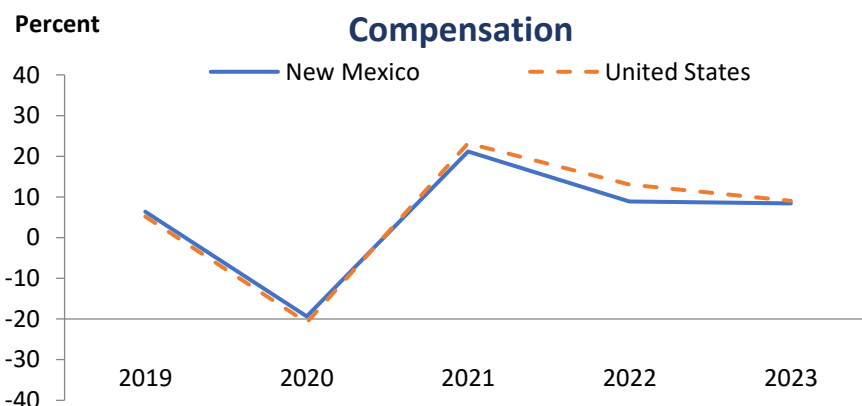
In 2023, New Mexico ranked 42nd among all states in ORSA value added and 41st among all states in ORSA value-added growth. Since 2022, ORSA value added has grown 6.6 percent in New Mexico, compared with an increase of 9 percent for the United States.



In 2023, New Mexico ranked 41st among all states in ORSA employment and 37th among all states in ORSA employment growth. Since 2022, ORSA employment has grown 2.4 percent in New Mexico, compared with an increase of 3.3 percent for the United States.



In 2023, New Mexico ranked 43rd among all states in ORSA compensation and 30th among all states in ORSA compensation growth. Since 2022, ORSA compensation has grown 8.4 percent in New Mexico, compared with an increase of 9 percent for the United States. Average compensation per wage-and-salary job in New Mexico ORSA industries was \$50,125 in 2023, compared with \$72,761 for all salaried jobs in the state.



ORSA value added consists of the gross output of an industry less its intermediate inputs; the contribution of an industry to gross domestic product.

ORSA employment consists of all wage-and-salary jobs in which workers are engaged in the production of ORSA goods and services.

ORSA compensation consists of the remuneration (including wages and salaries as well as benefits, such as employer contributions to pension and health funds) payable to employees in return for their ORSA work during a given year.