

# Outdoor Recreation Satellite Account (ORSA)

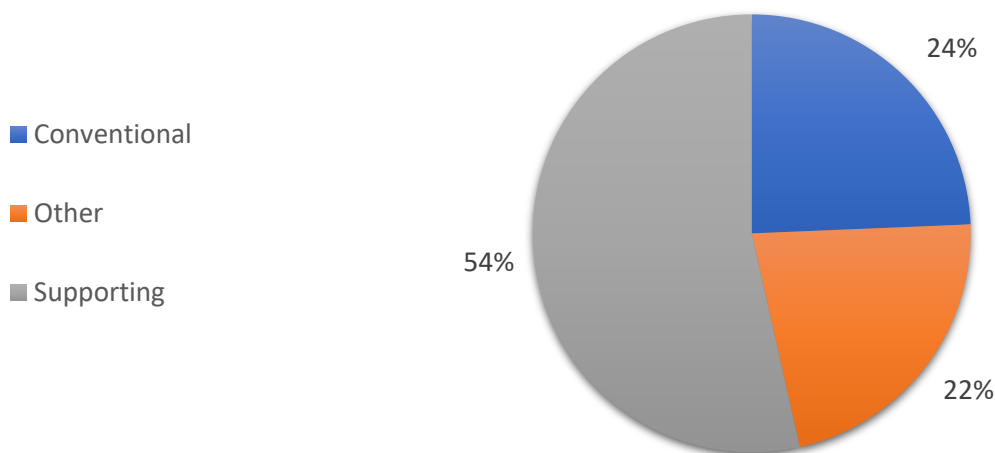


## 2023—New York

Value added [gross domestic product]		Employment		Compensation	
ORSA total	Share of state	ORSA total	Share of state	ORSA total	Share of state
<b>\$33.9 billion</b>	<b>1.6%</b>	<b>247,330 jobs</b>	<b>2.5%</b>	<b>\$17.0 billion</b>	<b>1.6%</b>

Value Added by Select ORSA Activity [Thousands of dollars]				
Activity	2021	2022	2023	State rank
Boating / fishing	1,096,517	1,222,176	1,309,437	6
RVing	879,171	868,712	784,497	7
Motorcycling / ATVing	372,557	374,229	387,317	10
Climbing / hiking / tent camping	317,162	329,190	369,594	5
Hunting / shooting / trapping	285,432	303,933	355,055	13
Snow activities	143,305	174,333	202,503	10
Equestrian	203,443	151,882	159,877	14
Bicycling	110,098	107,946	114,442	9
Recreational flying	35,637	63,965	61,196	8

### Value-Added Composition of Outdoor Recreation Activities



**Conventional ORSA** activities include traditional outdoor activities, such as camping, hiking, boating, and hunting.

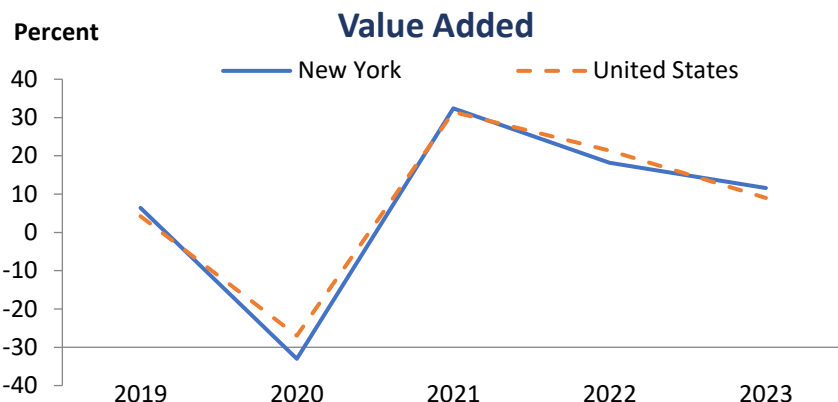
**Other ORSA** activities include those that take place outside, such as gardening and outdoor concerts.

**Supporting ORSA** activities are those that contribute to the core activities and include such things as construction, travel and tourism, local trips, and government expenditures.

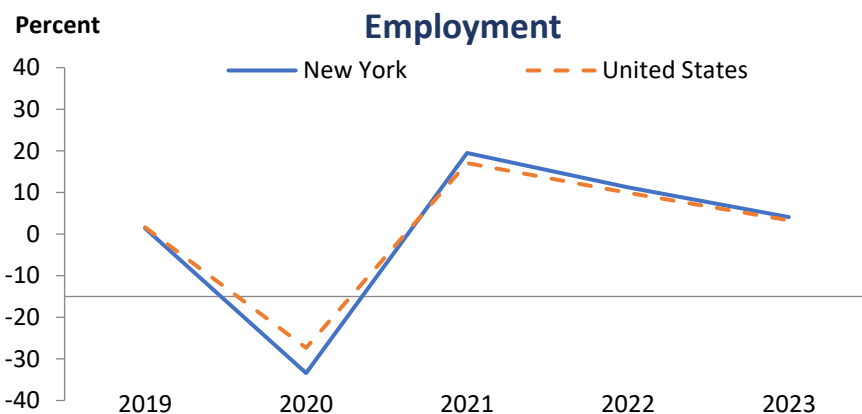
# Outdoor Recreation Satellite Account (ORSA)



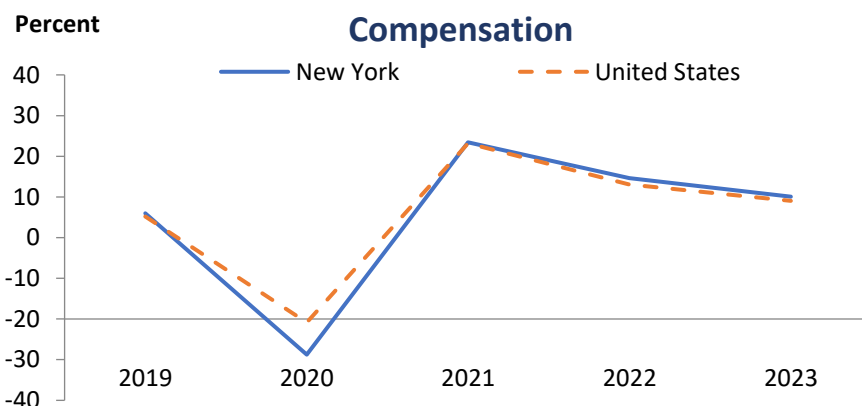
In 2023, New York ranked 4th among all states in ORSA value added and 9th among all states in ORSA value-added growth. Since 2022, ORSA value added has grown 11.6 percent in New York, compared with an increase of 9 percent for the United States.



In 2023, New York ranked 4th among all states in ORSA employment and 11th among all states in ORSA employment growth. Since 2022, ORSA employment has grown 4.1 percent in New York, compared with an increase of 3.3 percent for the United States.



In 2023, New York ranked 4th among all states in ORSA compensation and 14th among all states in ORSA compensation growth. Since 2022, ORSA compensation has grown 10.1 percent in New York, compared with an increase of 9 percent for the United States. Average compensation per wage-and-salary job in New York ORSA industries was \$68,783 in 2023, compared with \$110,555 for all salaried jobs in the state.



**ORSA value added** consists of the gross output of an industry less its intermediate inputs; the contribution of an industry to gross domestic product.

**ORSA employment** consists of all wage-and-salary jobs in which workers are engaged in the production of ORSA goods and services.

**ORSA compensation** consists of the remuneration (including wages and salaries as well as benefits, such as employer contributions to pension and health funds) payable to employees in return for their ORSA work during a given year.