

Outdoor Recreation Satellite Account (ORSA)

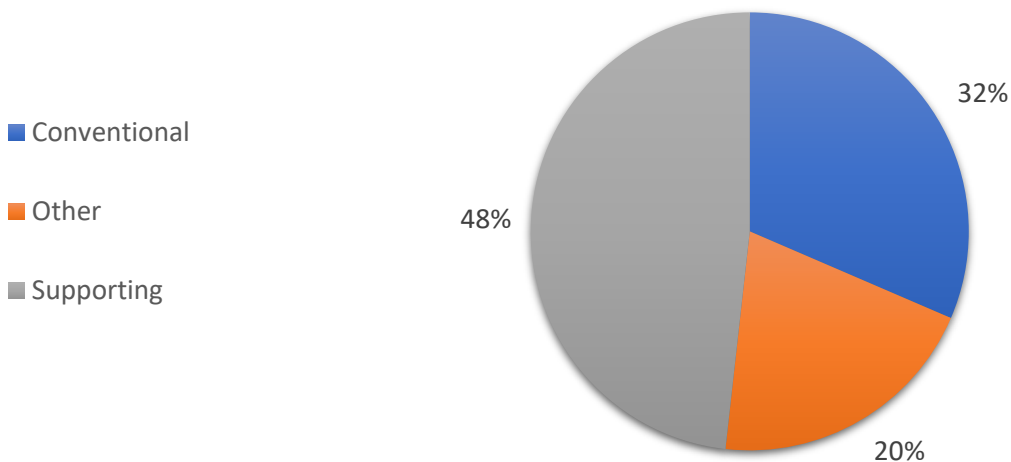


2023—North Carolina

Value added [gross domestic product]		Employment		Compensation	
ORSA total	Share of state	ORSA total	Share of state	ORSA total	Share of state
\$16.2 billion	2.1%	145,433 jobs	2.8%	\$7.7 billion	1.9%

Value Added by Select ORSA Activity [Thousands of dollars]				
Activity	2021	2022	2023	State rank
Boating / fishing	1,181,607	1,230,114	1,335,599	5
RVing	497,487	556,068	498,998	14
Hunting / shooting / trapping	230,988	252,705	290,312	20
Climbing / hiking / tent camping	169,063	192,925	215,878	10
Motorcycling / ATVing	167,214	190,877	203,984	17
Equestrian	178,065	169,194	178,971	9
Snow activities	60,283	77,924	99,842	21
Bicycling	71,710	67,692	81,098	12
Recreational flying	23,637	31,241	31,702	22

Value-Added Composition of Outdoor Recreation Activities



Conventional ORSA activities include traditional outdoor activities, such as camping, hiking, boating, and hunting.

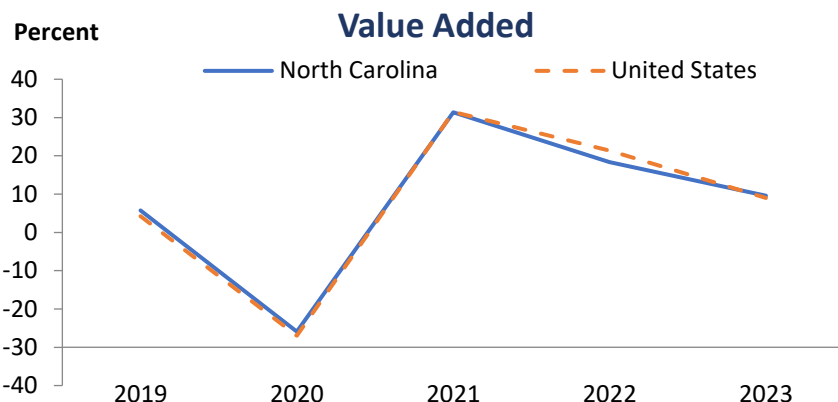
Other ORSA activities include those that take place outside, such as gardening and outdoor concerts.

Supporting ORSA activities are those that contribute to the core activities and include such things as construction, travel and tourism, local trips, and government expenditures.

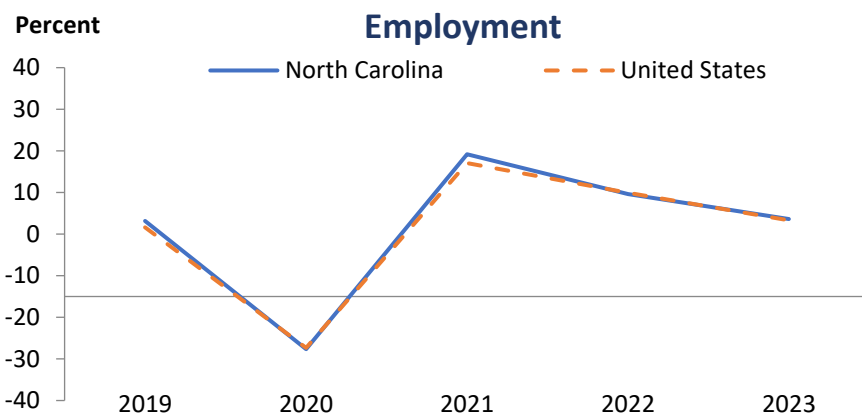
Outdoor Recreation Satellite Account (ORSA)



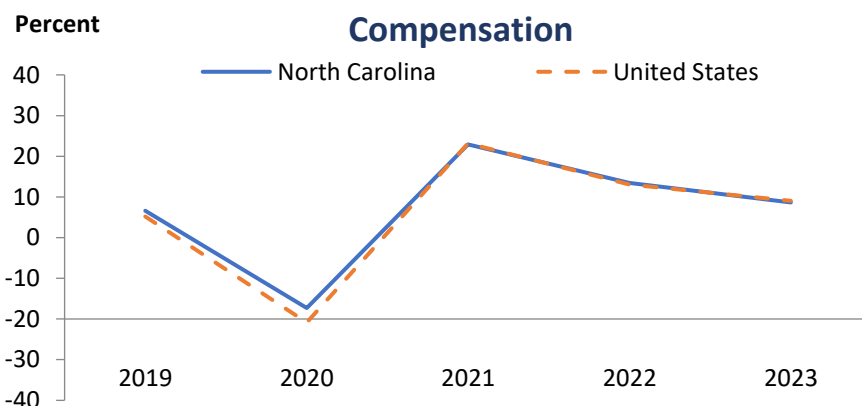
In 2023, North Carolina ranked 11th among all states in ORSA value added and 19th among all states in ORSA value-added growth. Since 2022, ORSA value added has grown 9.6 percent in North Carolina, compared with an increase of 9 percent for the United States.



In 2023, North Carolina ranked 9th among all states in ORSA employment and 21st among all states in ORSA employment growth. Since 2022, ORSA employment has grown 3.6 percent in North Carolina, compared with an increase of 3.3 percent for the United States.



In 2023, North Carolina ranked 11th among all states in ORSA compensation and 28th among all states in ORSA compensation growth. Since 2022, ORSA compensation has grown 8.7 percent in North Carolina, compared with an increase of 9 percent for the United States. Average compensation per wage-and-salary job in North Carolina ORSA industries was \$53,096 in 2023, compared with \$80,440 for all salaried jobs in the state.



ORSA value added consists of the gross output of an industry less its intermediate inputs; the contribution of an industry to gross domestic product.

ORSA employment consists of all wage-and-salary jobs in which workers are engaged in the production of ORSA goods and services.

ORSA compensation consists of the remuneration (including wages and salaries as well as benefits, such as employer contributions to pension and health funds) payable to employees in return for their ORSA work during a given year.