

Outdoor Recreation Satellite Account (ORSA)

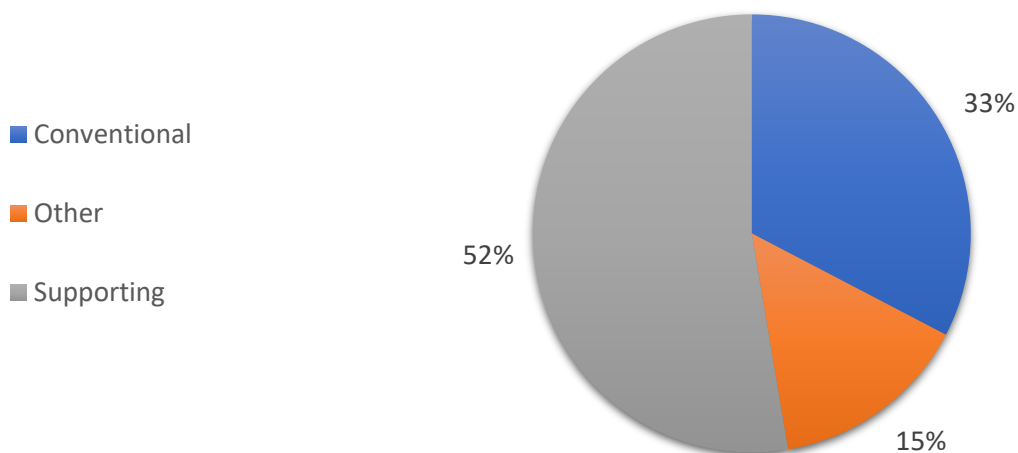


2023—North Dakota

Value added [gross domestic product]		Employment		Compensation	
ORSA total	Share of state	ORSA total	Share of state	ORSA total	Share of state
\$1.6 billion	2.1%	14,493 jobs	3.2%	\$0.7 billion	2.0%

Value Added by Select ORSA Activity [Thousands of dollars]				
Activity	2021	2022	2023	State rank
RVing	110,362	114,144	100,671	43
Boating / fishing	86,651	83,009	90,274	47
Equestrian	46,683	45,722	48,516	38
Hunting / shooting / trapping	25,747	23,842	29,034	46
Climbing / hiking / tent camping	15,790	15,764	19,578	47
Motorcycling / ATVing	17,850	19,518	18,758	47
Snow activities	4,337	5,242	6,374	49
Recreational flying	3,852	4,499	4,479	48
Bicycling	4,003	3,747	3,770	50

Value-Added Composition of Outdoor Recreation Activities



Conventional ORSA activities include traditional outdoor activities, such as camping, hiking, boating, and hunting.

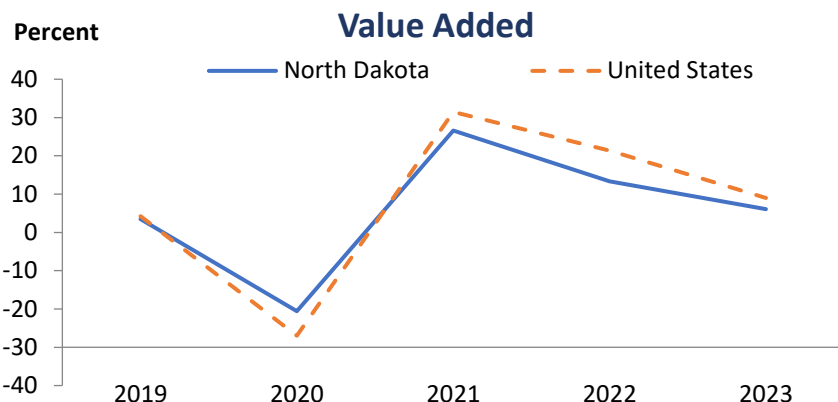
Other ORSA activities include those that take place outside, such as gardening and outdoor concerts.

Supporting ORSA activities are those that contribute to the core activities and include such things as construction, travel and tourism, local trips, and government expenditures.

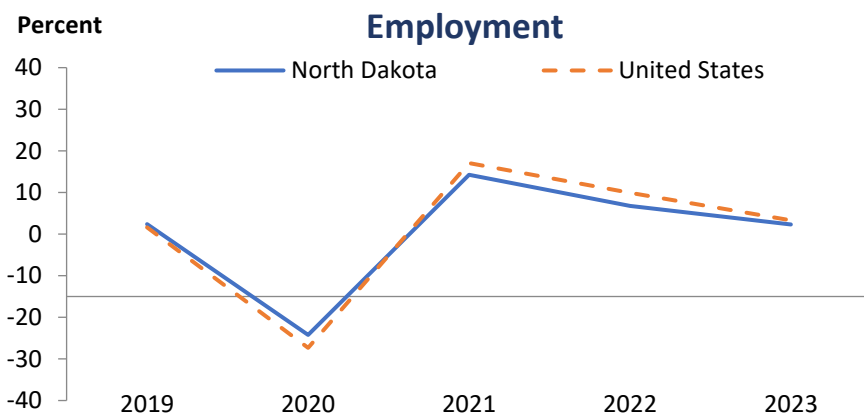
Outdoor Recreation Satellite Account (ORSA)



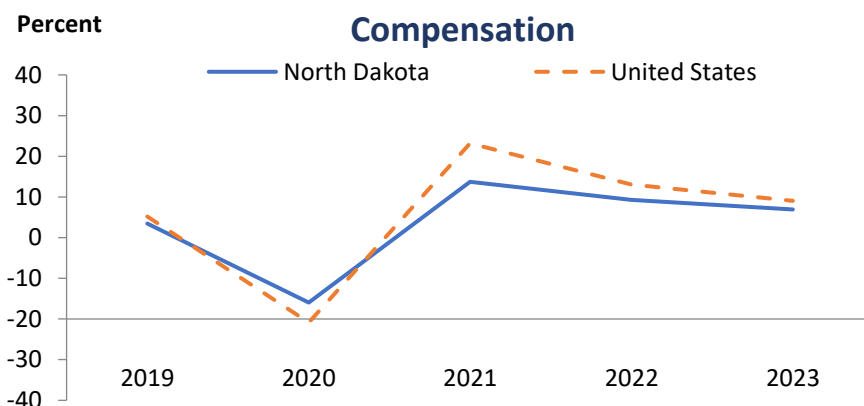
In 2023, North Dakota ranked 50th among all states in ORSA value added and 45th among all states in ORSA value-added growth. Since 2022, ORSA value added has grown 6.1 percent in North Dakota, compared with an increase of 9 percent for the United States.



In 2023, North Dakota ranked 50th among all states in ORSA employment and 39th among all states in ORSA employment growth. Since 2022, ORSA employment has grown 2.3 percent in North Dakota, compared with an increase of 3.3 percent for the United States.



In 2023, North Dakota ranked 50th among all states in ORSA compensation and 43rd among all states in ORSA compensation growth. Since 2022, ORSA compensation has grown 6.9 percent in North Dakota, compared with an increase of 9 percent for the United States. Average compensation per wage-and-salary job in North Dakota ORSA industries was \$48,683 in 2023, compared with \$75,792 for all salaried jobs in the state.



ORSA value added consists of the gross output of an industry less its intermediate inputs; the contribution of an industry to gross domestic product.

ORSA employment consists of all wage-and-salary jobs in which workers are engaged in the production of ORSA goods and services.

ORSA compensation consists of the remuneration (including wages and salaries as well as benefits, such as employer contributions to pension and health funds) payable to employees in return for their ORSA work during a given year.