

Outdoor Recreation Satellite Account (ORSA)

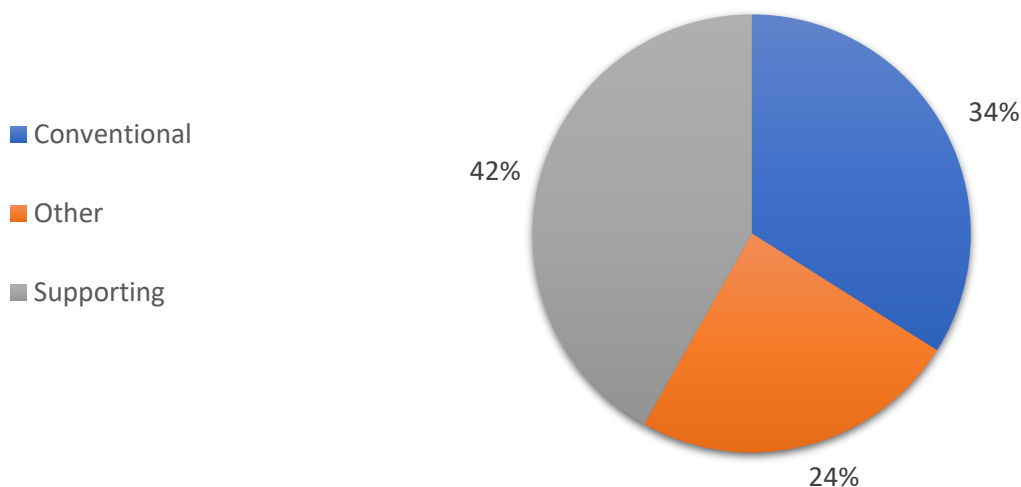


2023—Pennsylvania

Value added [gross domestic product]		Employment		Compensation	
ORSA total	Share of state	ORSA total	Share of state	ORSA total	Share of state
\$18.9 billion	1.9%	168,322 jobs	2.7%	\$8.7 billion	1.7%

Value Added by Select ORSA Activity [Thousands of dollars]				
Activity	2021	2022	2023	State rank
Boating / fishing	678,123	751,351	844,039	17
RVing	675,724	726,647	703,081	10
Motorcycling / ATVing	463,548	514,201	617,516	5
Hunting / shooting / trapping	328,773	331,814	396,975	9
Bicycling	124,422	129,202	255,995	2
Climbing / hiking / tent camping	192,471	203,809	231,779	8
Equestrian	207,992	176,086	186,518	7
Snow activities	126,048	156,495	185,891	12
Recreational flying	30,147	47,667	46,371	13

Value-Added Composition of Outdoor Recreation Activities



Conventional ORSA activities include traditional outdoor activities, such as camping, hiking, boating, and hunting.

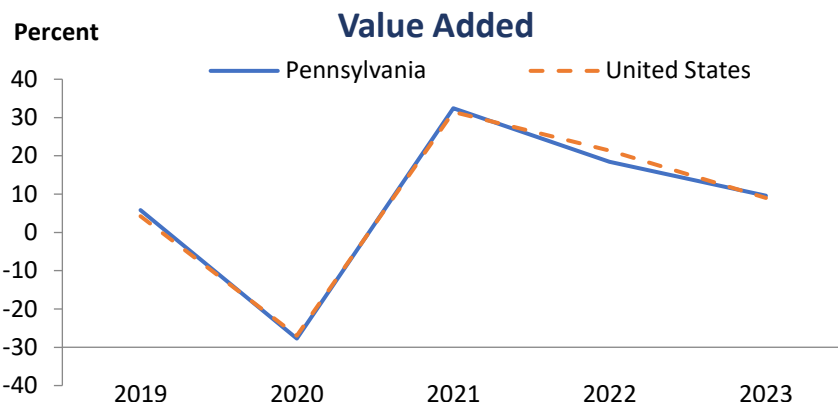
Other ORSA activities include those that take place outside, such as gardening and outdoor concerts.

Supporting ORSA activities are those that contribute to the core activities and include such things as construction, travel and tourism, local trips, and government expenditures.

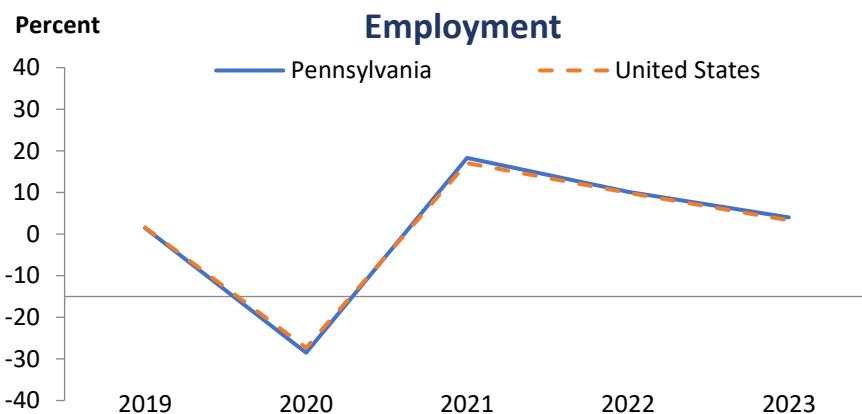
Outdoor Recreation Satellite Account (ORSA)



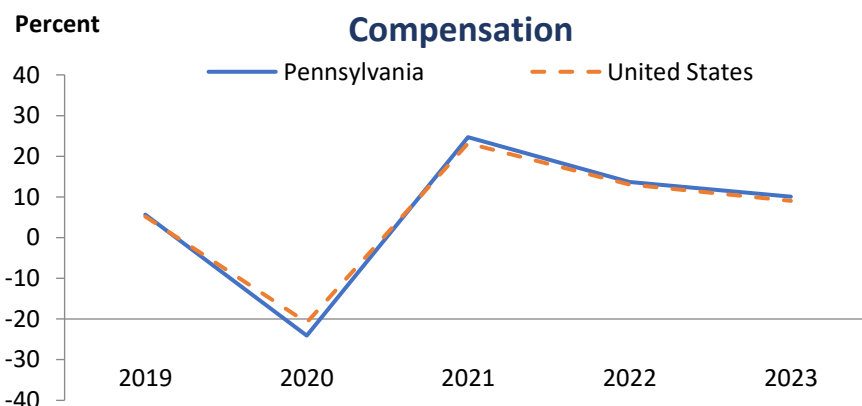
In 2023, Pennsylvania ranked 8th among all states in ORSA value added and 18th among all states in ORSA value-added growth. Since 2022, ORSA value added has grown 9.6 percent in Pennsylvania, compared with an increase of 9 percent for the United States.



In 2023, Pennsylvania ranked 6th among all states in ORSA employment and 16th among all states in ORSA employment growth. Since 2022, ORSA employment has grown 4 percent in Pennsylvania, compared with an increase of 3.3 percent for the United States.



In 2023, Pennsylvania ranked 8th among all states in ORSA compensation and 15th among all states in ORSA compensation growth. Since 2022, ORSA compensation has grown 10.1 percent in Pennsylvania, compared with an increase of 9 percent for the United States. Average compensation per wage-and-salary job in Pennsylvania ORSA industries was \$51,947 in 2023, compared with \$82,932 for all salaried jobs in the state.



ORSA value added consists of the gross output of an industry less its intermediate inputs; the contribution of an industry to gross domestic product.

ORSA employment consists of all wage-and-salary jobs in which workers are engaged in the production of ORSA goods and services.

ORSA compensation consists of the remuneration (including wages and salaries as well as benefits, such as employer contributions to pension and health funds) payable to employees in return for their ORSA work during a given year.