

# Outdoor Recreation Satellite Account (ORSA)

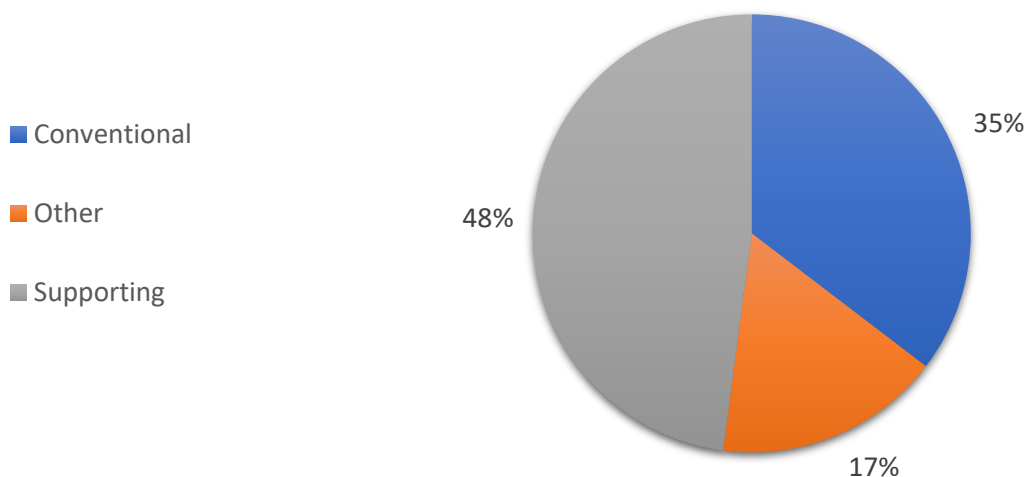


## 2023—South Dakota

Value added [gross domestic product]		Employment		Compensation	
ORSA total	Share of state	ORSA total	Share of state	ORSA total	Share of state
<b>\$1.9 billion</b>	<b>2.6%</b>	<b>17,969 jobs</b>	<b>3.7%</b>	<b>\$0.8 billion</b>	<b>2.4%</b>

Value Added by Select ORSA Activity [Thousands of dollars]				
Activity	2021	2022	2023	State rank
RVing	117,190	146,850	128,264	41
Boating / fishing	87,792	102,622	114,421	44
Equestrian	60,610	59,714	63,572	36
Hunting / shooting / trapping	41,325	50,045	63,178	41
Motorcycling / ATVing	31,763	46,153	43,144	40
Climbing / hiking / tent camping	27,744	32,342	40,051	40
Snow activities	9,777	14,312	18,036	43
Bicycling	5,443	5,076	5,678	48
Recreational flying	4,058	5,685	5,600	46

### Value-Added Composition of Outdoor Recreation Activities



**Conventional ORSA** activities include traditional outdoor activities, such as camping, hiking, boating, and hunting.

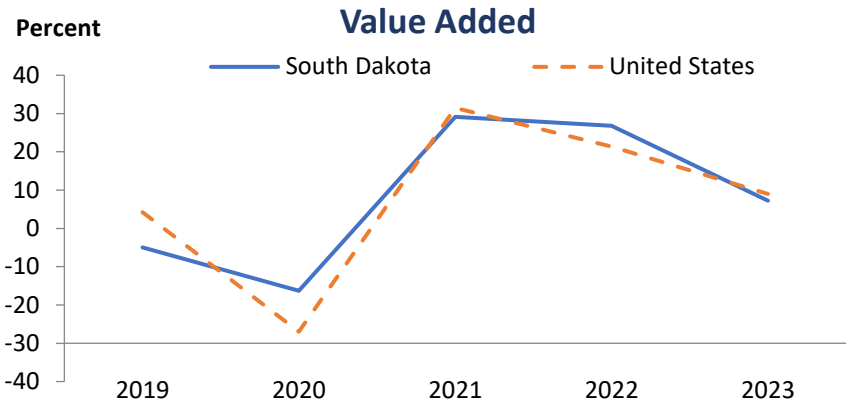
**Other ORSA** activities include those that take place outside, such as gardening and outdoor concerts.

**Supporting ORSA** activities are those that contribute to the core activities and include such things as construction, travel and tourism, local trips, and government expenditures.

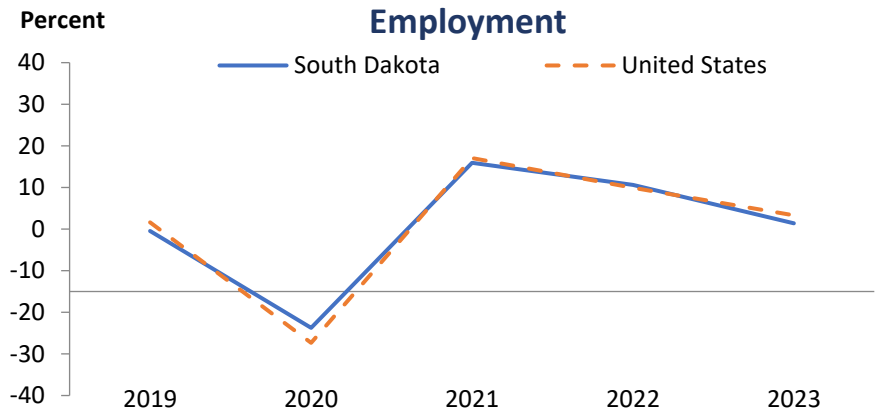
# Outdoor Recreation Satellite Account (ORSA)



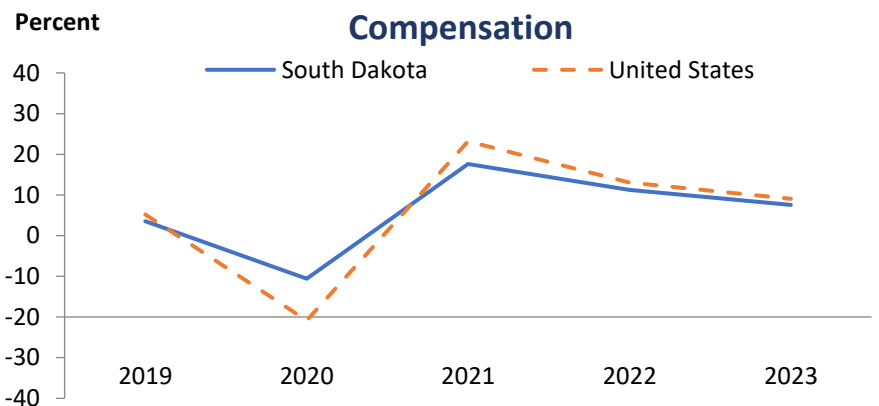
In 2023, South Dakota ranked 47th among all states in ORSA value added and 36th among all states in ORSA value-added growth. Since 2022, ORSA value added has grown 7.2 percent in South Dakota, compared with an increase of 9 percent for the United States.



In 2023, South Dakota ranked 45th among all states in ORSA employment and 46th among all states in ORSA employment growth. Since 2022, ORSA employment has grown 1.4 percent in South Dakota, compared with an increase of 3.3 percent for the United States.



In 2023, South Dakota ranked 48th among all states in ORSA compensation and 33rd among all states in ORSA compensation growth. Since 2022, ORSA compensation has grown 7.5 percent in South Dakota, compared with an increase of 9 percent for the United States. Average compensation per wage-and-salary job in South Dakota ORSA industries was \$43,530 in 2023, compared with \$67,399 for all salaried jobs in the state.



**ORSA value added** consists of the gross output of an industry less its intermediate inputs; the contribution of an industry to gross domestic product.

**ORSA employment** consists of all wage-and-salary jobs in which workers are engaged in the production of ORSA goods and services.

**ORSA compensation** consists of the remuneration (including wages and salaries as well as benefits, such as employer contributions to pension and health funds) payable to employees in return for their ORSA work during a given year.