

Outdoor Recreation Satellite Account (ORSA)

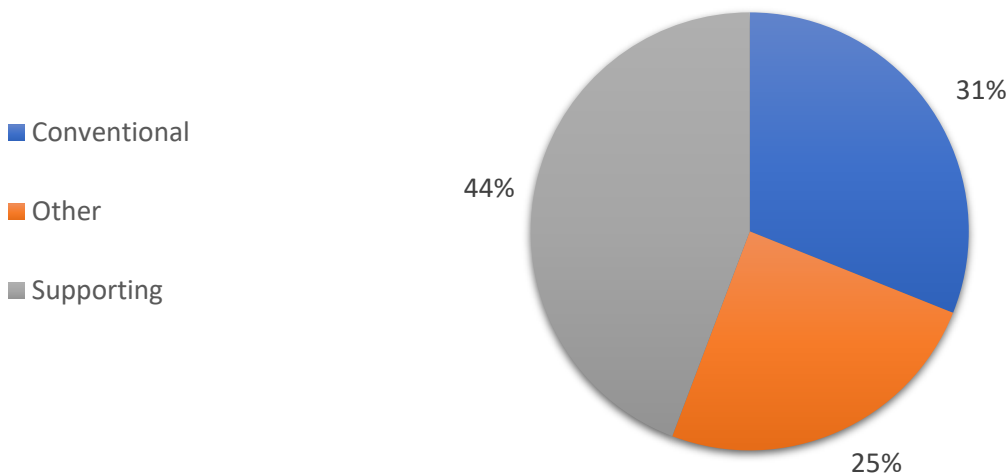


2023—Tennessee

Value added [gross domestic product]		Employment		Compensation	
ORSA total	Share of state	ORSA total	Share of state	ORSA total	Share of state
\$13.0 billion	2.5%	103,618 jobs	3.1%	\$5.3 billion	2.1%

Value Added by Select ORSA Activity [Thousands of dollars]				
Activity	2021	2022	2023	State rank
Boating / fishing	835,915	851,057	938,283	13
RVing	524,390	511,740	466,988	16
Hunting / shooting / trapping	228,190	248,380	335,143	15
Motorcycling / ATVing	155,160	167,502	166,062	21
Equestrian	156,508	128,062	135,543	20
Climbing / hiking / tent camping	99,937	110,523	125,517	24
Snow activities	35,081	46,054	55,947	31
Bicycling	38,031	33,654	40,938	23
Recreational flying	19,109	25,077	24,676	27

Value-Added Composition of Outdoor Recreation Activities



Conventional ORSA activities include traditional outdoor activities, such as camping, hiking, boating, and hunting.

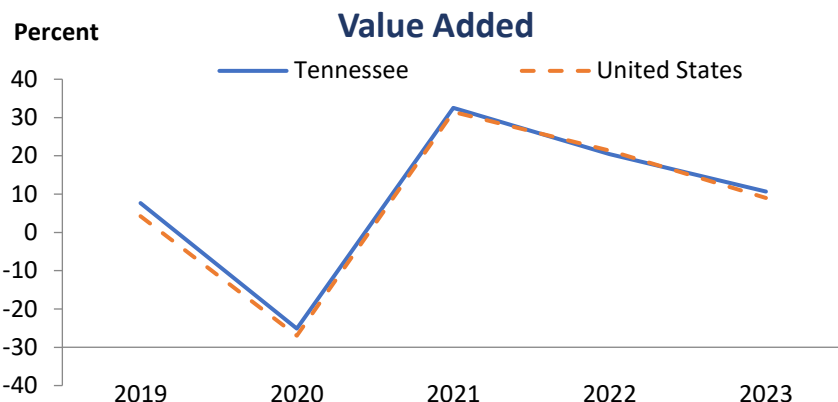
Other ORSA activities include those that take place outside, such as gardening and outdoor concerts.

Supporting ORSA activities are those that contribute to the core activities and include such things as construction, travel and tourism, local trips, and government expenditures.

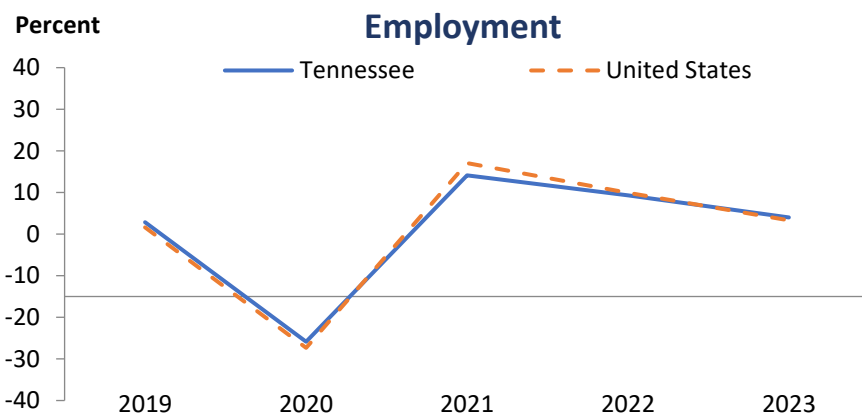
Outdoor Recreation Satellite Account (ORSA)



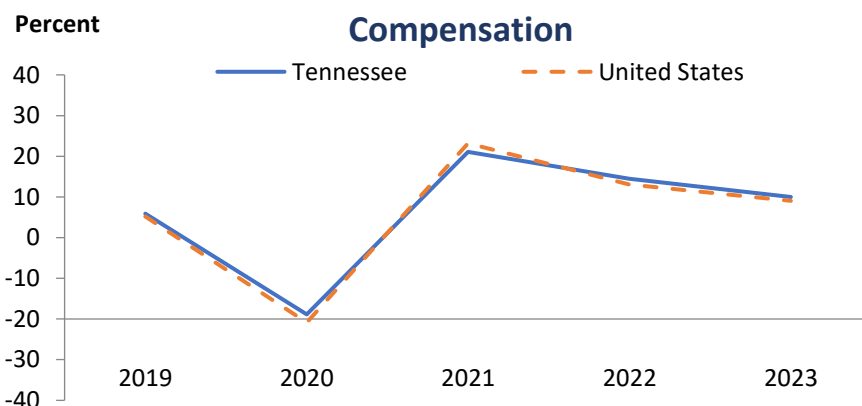
In 2023, Tennessee ranked 19th among all states in ORSA value added and 11th among all states in ORSA value-added growth. Since 2022, ORSA value added has grown 10.7 percent in Tennessee, compared with an increase of 9 percent for the United States.



In 2023, Tennessee ranked 18th among all states in ORSA employment and 15th among all states in ORSA employment growth. Since 2022, ORSA employment has grown 4 percent in Tennessee, compared with an increase of 3.3 percent for the United States.



In 2023, Tennessee ranked 20th among all states in ORSA compensation and 16th among all states in ORSA compensation growth. Since 2022, ORSA compensation has grown 10 percent in Tennessee, compared with an increase of 9 percent for the United States. Average compensation per wage-and-salary job in Tennessee ORSA industries was \$51,457 in 2023, compared with \$76,692 for all salaried jobs in the state.



ORSA value added consists of the gross output of an industry less its intermediate inputs; the contribution of an industry to gross domestic product.

ORSA employment consists of all wage-and-salary jobs in which workers are engaged in the production of ORSA goods and services.

ORSA compensation consists of the remuneration (including wages and salaries as well as benefits, such as employer contributions to pension and health funds) payable to employees in return for their ORSA work during a given year.