

Outdoor Recreation Satellite Account (ORSA)

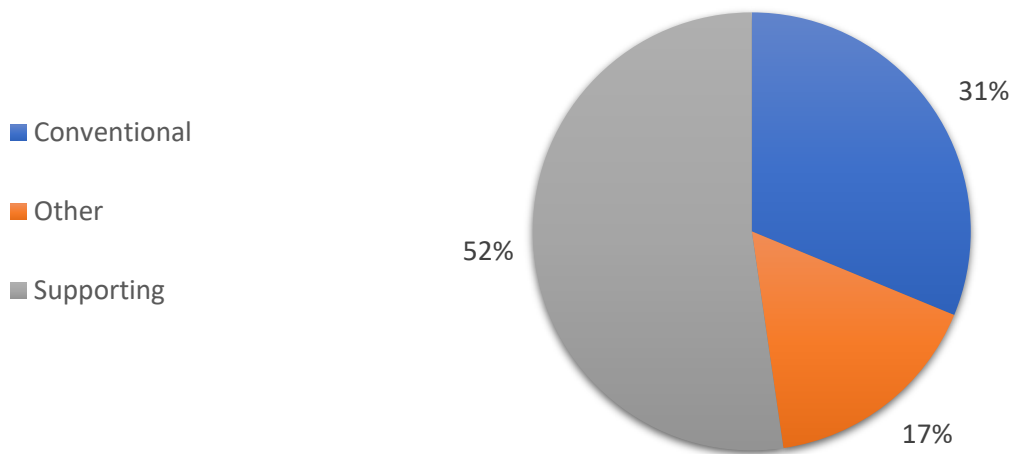


2023—Texas

Value added [gross domestic product]		Employment		Compensation	
ORSA total	Share of state	ORSA total	Share of state	ORSA total	Share of state
\$55.8 billion	2.2%	389,128 jobs	2.7%	\$22.1 billion	1.8%

Value Added by Select ORSA Activity [Thousands of dollars]				
Activity	2021	2022	2023	State rank
Boating / fishing	2,271,252	2,639,278	2,842,402	3
RVing	2,674,404	2,930,382	2,510,860	2
Hunting / shooting / trapping	1,305,760	1,505,379	1,703,564	1
Motorcycling / ATVing	676,690	846,774	856,228	3
Equestrian	678,086	566,481	590,849	1
Climbing / hiking / tent camping	429,551	511,412	573,426	2
Recreational flying	298,424	403,060	395,375	1
Snow activities	106,585	138,317	199,823	11
Bicycling	136,492	133,561	163,568	6

Value-Added Composition of Outdoor Recreation Activities



Conventional ORSA activities include traditional outdoor activities, such as camping, hiking, boating, and hunting.

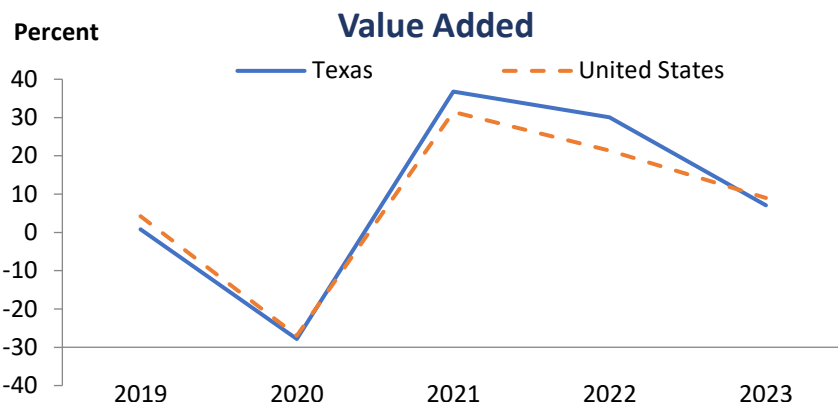
Other ORSA activities include those that take place outside, such as gardening and outdoor concerts.

Supporting ORSA activities are those that contribute to the core activities and include such things as construction, travel and tourism, local trips, and government expenditures.

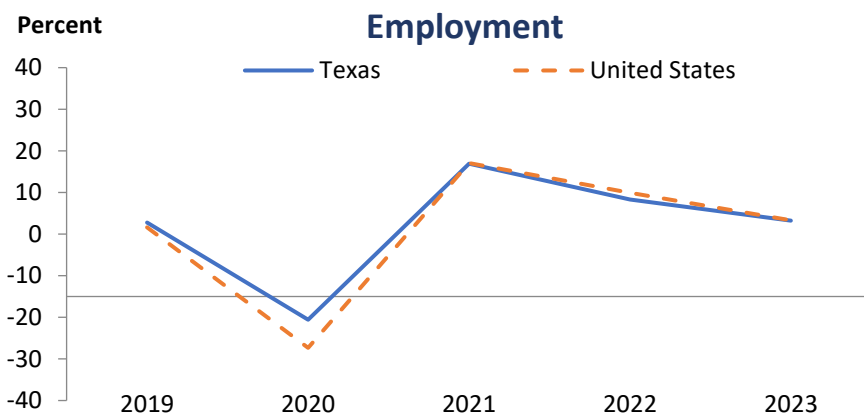
Outdoor Recreation Satellite Account (ORSA)



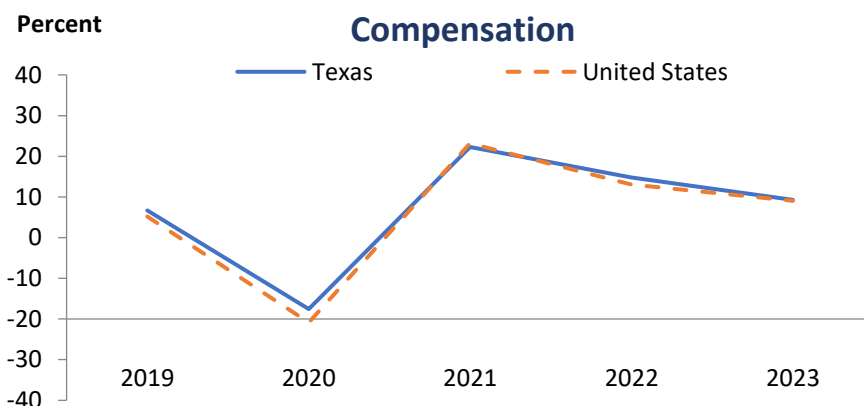
In 2023, Texas ranked 3rd among all states in ORSA value added and 38th among all states in ORSA value-added growth. Since 2022, ORSA value added has grown 7.1 percent in Texas, compared with an increase of 9 percent for the United States.



In 2023, Texas ranked 3rd among all states in ORSA employment and 25th among all states in ORSA employment growth. Since 2022, ORSA employment has grown 3.2 percent in Texas, compared with an increase of 3.3 percent for the United States.



In 2023, Texas ranked 3rd among all states in ORSA compensation and 19th among all states in ORSA compensation growth. Since 2022, ORSA compensation has grown 9.3 percent in Texas, compared with an increase of 9 percent for the United States. Average compensation per wage-and-salary job in Texas ORSA industries was \$56,790 in 2023, compared with \$85,142 for all salaried jobs in the state.



ORSA value added consists of the gross output of an industry less its intermediate inputs; the contribution of an industry to gross domestic product.

ORSA employment consists of all wage-and-salary jobs in which workers are engaged in the production of ORSA goods and services.

ORSA compensation consists of the remuneration (including wages and salaries as well as benefits, such as employer contributions to pension and health funds) payable to employees in return for their ORSA work during a given year.