

Outdoor Recreation Satellite Account (ORSA)

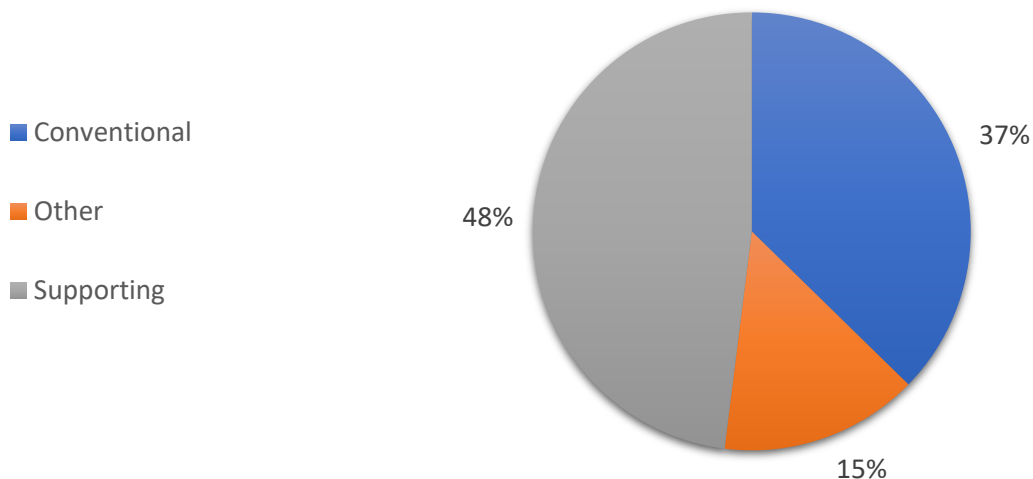


2023—Utah

Value added [gross domestic product]		Employment		Compensation	
ORSA total	Share of state	ORSA total	Share of state	ORSA total	Share of state
\$9.5 billion	3.4%	71,898 jobs	4.0%	\$4.3 billion	3.0%

Value Added by Select ORSA Activity [Thousands of dollars]				
Activity	2021	2022	2023	State rank
Snow activities	415,113	551,593	643,400	3
Boating / fishing	465,767	527,823	536,721	23
RVing	434,590	508,537	411,685	20
Hunting / shooting / trapping	247,626	274,870	331,035	16
Motorcycling / ATVing	134,103	158,563	166,453	20
Climbing / hiking / tent camping	102,631	122,118	143,129	21
Bicycling	53,070	50,687	72,878	15
Equestrian	84,455	68,747	72,183	31
Recreational flying	17,747	28,478	27,764	25

Value-Added Composition of Outdoor Recreation Activities



Conventional ORSA activities include traditional outdoor activities, such as camping, hiking, boating, and hunting.

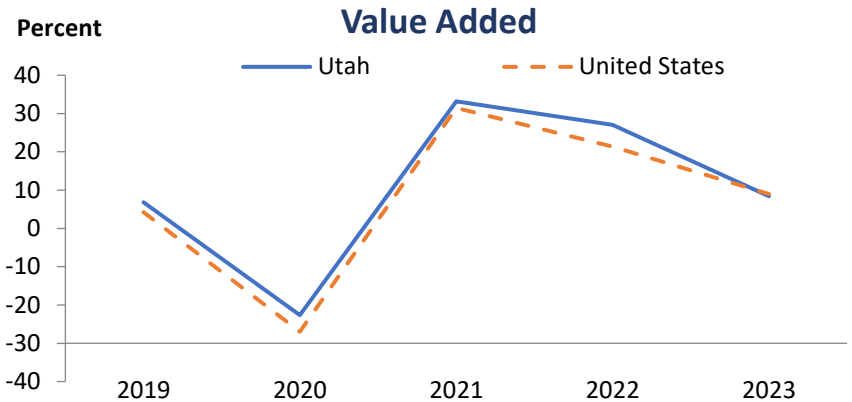
Other ORSA activities include those that take place outside, such as gardening and outdoor concerts.

Supporting ORSA activities are those that contribute to the core activities and include such things as construction, travel and tourism, local trips, and government expenditures.

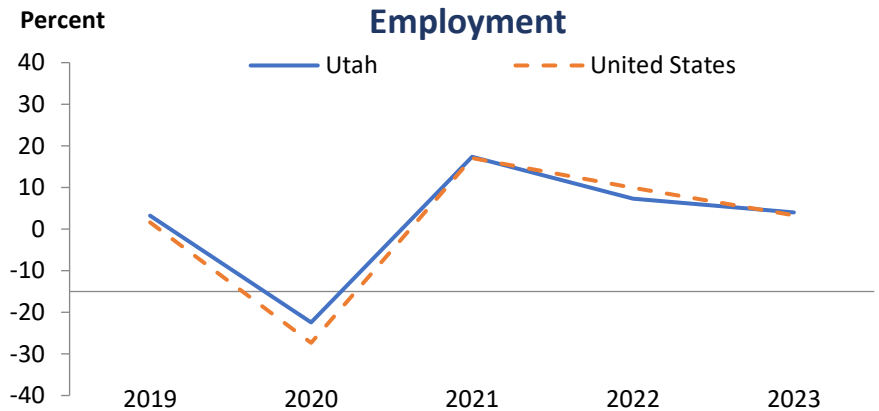
Outdoor Recreation Satellite Account (ORSA)



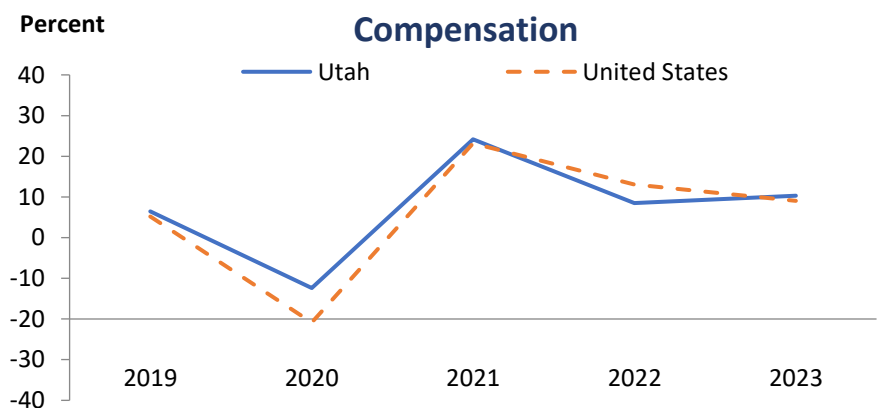
In 2023, Utah ranked 22nd among all states in ORSA value added and 29th among all states in ORSA value-added growth. Since 2022, ORSA value added has grown 8.4 percent in Utah, compared with an increase of 9 percent for the United States.



In 2023, Utah ranked 25th among all states in ORSA employment and 14th among all states in ORSA employment growth. Since 2022, ORSA employment has grown 4 percent in Utah, compared with an increase of 3.3 percent for the United States.



In 2023, Utah ranked 24th among all states in ORSA compensation and 11th among all states in ORSA compensation growth. Since 2022, ORSA compensation has grown 10.3 percent in Utah, compared with an increase of 9 percent for the United States. Average compensation per wage-and-salary job in Utah ORSA industries was \$59,480 in 2023, compared with \$78,273 for all salaried jobs in the state.



ORSA value added consists of the gross output of an industry less its intermediate inputs; the contribution of an industry to gross domestic product.

ORSA employment consists of all wage-and-salary jobs in which workers are engaged in the production of ORSA goods and services.

ORSA compensation consists of the remuneration (including wages and salaries as well as benefits, such as employer contributions to pension and health funds) payable to employees in return for their ORSA work during a given year.