

Outdoor Recreation Satellite Account (ORSA)

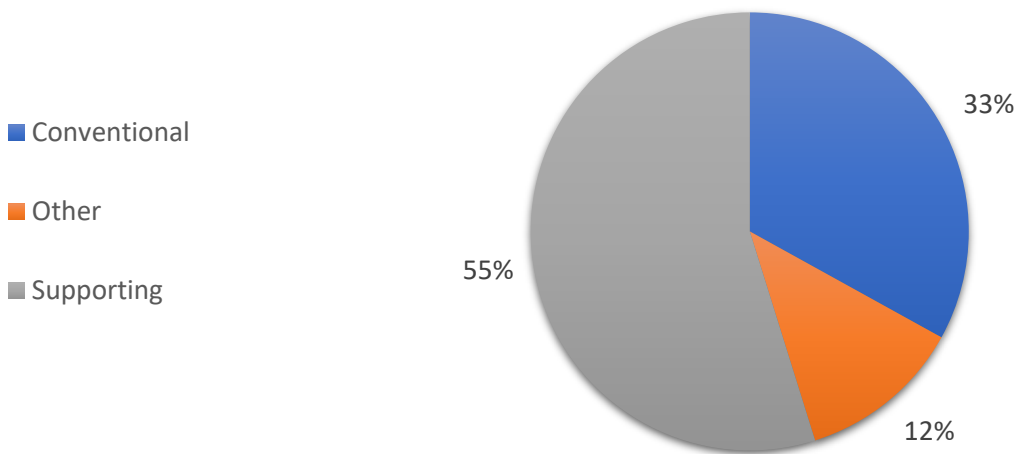


2023—Vermont

Value added [gross domestic product]		Employment		Compensation	
ORSA total	Share of state	ORSA total	Share of state	ORSA total	Share of state
\$2.1 billion	4.8%	16,283 jobs	5.1%	\$0.8 billion	3.5%

Value Added by Select ORSA Activity [Thousands of dollars]				
Activity	2021	2022	2023	State rank
Snow activities	114,912	170,784	220,289	9
RVing	77,846	87,595	82,303	45
Boating / fishing	63,431	70,690	70,111	50
Climbing / hiking / tent camping	24,218	27,518	31,114	43
Hunting / shooting / trapping	15,728	18,519	23,189	48
Motorcycling / ATVing	11,773	16,459	15,871	48
Equestrian	14,183	12,681	13,536	46
Bicycling	10,134	9,394	9,482	41
Recreational flying	2,181	3,126	3,141	50

Value-Added Composition of Outdoor Recreation Activities



Conventional ORSA activities include traditional outdoor activities, such as camping, hiking, boating, and hunting.

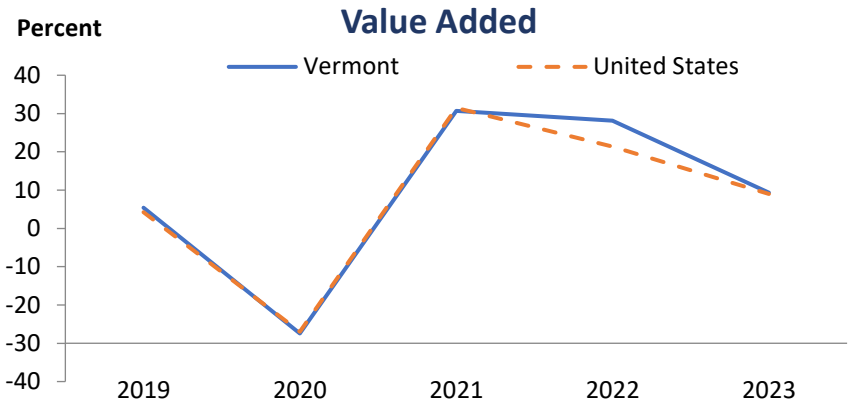
Other ORSA activities include those that take place outside, such as gardening and outdoor concerts.

Supporting ORSA activities are those that contribute to the core activities and include such things as construction, travel and tourism, local trips, and government expenditures.

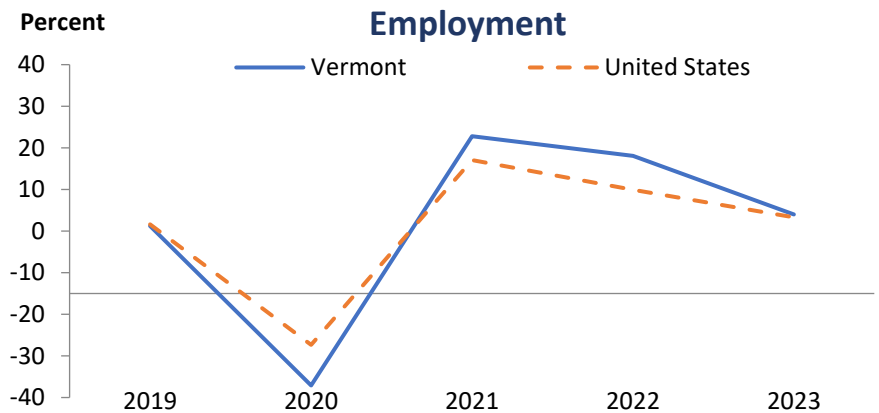
Outdoor Recreation Satellite Account (ORSA)



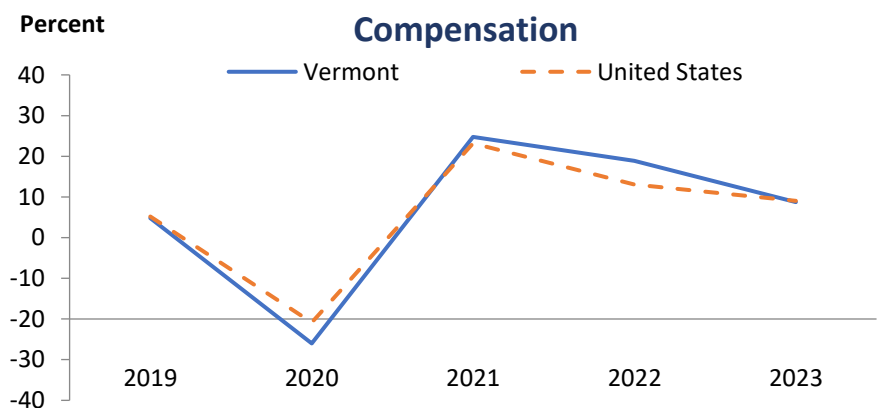
In 2023, Vermont ranked 45th among all states in ORSA value added and 21st among all states in ORSA value-added growth. Since 2022, ORSA value added has grown 9.3 percent in Vermont, compared with an increase of 9 percent for the United States.



In 2023, Vermont ranked 47th among all states in ORSA employment and 13th among all states in ORSA employment growth. Since 2022, ORSA employment has grown 4 percent in Vermont, compared with an increase of 3.3 percent for the United States.



In 2023, Vermont ranked 46th among all states in ORSA compensation and 27th among all states in ORSA compensation growth. Since 2022, ORSA compensation has grown 8.8 percent in Vermont, compared with an increase of 9 percent for the United States. Average compensation per wage-and-salary job in Vermont ORSA industries was \$52,154 in 2023, compared with \$74,700 for all salaried jobs in the state.



ORSA value added consists of the gross output of an industry less its intermediate inputs; the contribution of an industry to gross domestic product.

ORSA employment consists of all wage-and-salary jobs in which workers are engaged in the production of ORSA goods and services.

ORSA compensation consists of the remuneration (including wages and salaries as well as benefits, such as employer contributions to pension and health funds) payable to employees in return for their ORSA work during a given year.