

Outdoor Recreation Satellite Account (ORSA)

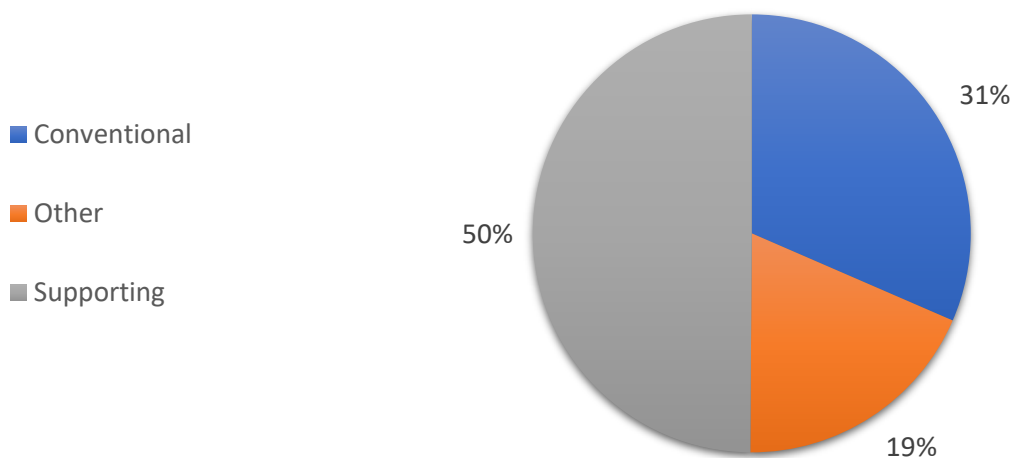


2023—Virginia

Value added [gross domestic product]		Employment		Compensation	
ORSA total	Share of state	ORSA total	Share of state	ORSA total	Share of state
\$13.4 billion	1.9%	122,405 jobs	2.8%	\$6.6 billion	1.6%

Value Added by Select ORSA Activity [Thousands of dollars]				
Activity	2021	2022	2023	State rank
Boating / fishing	688,297	747,105	826,545	18
Hunting / shooting / trapping	258,368	295,339	358,401	12
RVing	396,094	413,712	356,792	25
Climbing / hiking / tent camping	124,717	149,566	172,373	15
Motorcycling / ATVing	138,210	162,773	162,184	22
Equestrian	151,135	131,204	136,561	19
Bicycling	54,330	52,876	57,783	18
Snow activities	28,482	38,769	45,851	37
Recreational flying	29,726	39,009	38,879	16

Value-Added Composition of Outdoor Recreation Activities



Conventional ORSA activities include traditional outdoor activities, such as camping, hiking, boating, and hunting.

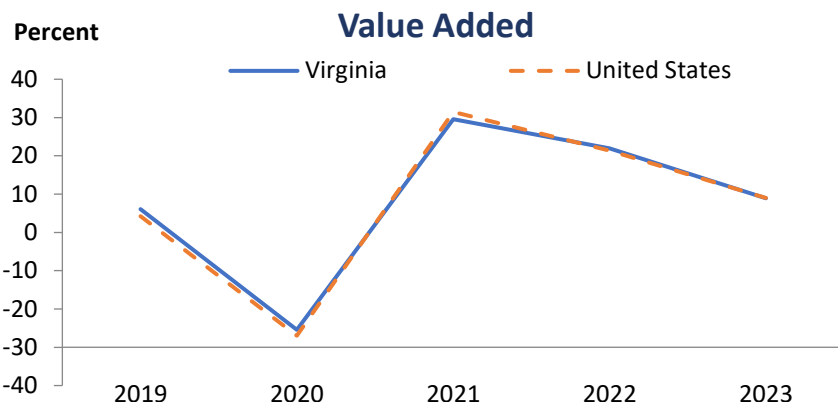
Other ORSA activities include those that take place outside, such as gardening and outdoor concerts.

Supporting ORSA activities are those that contribute to the core activities and include such things as construction, travel and tourism, local trips, and government expenditures.

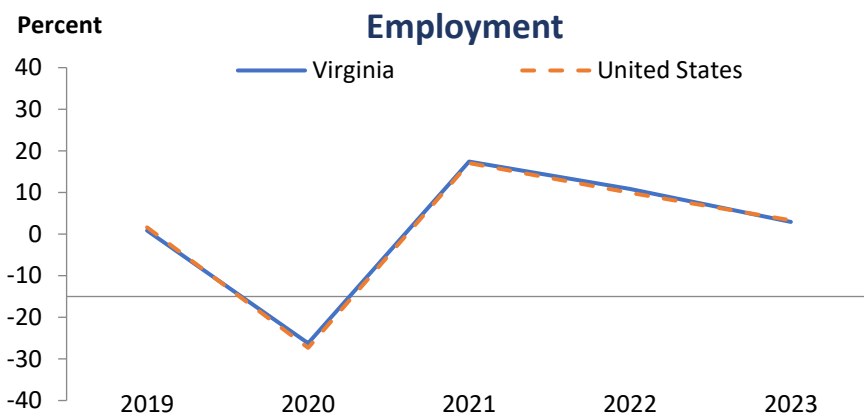
Outdoor Recreation Satellite Account (ORSA)



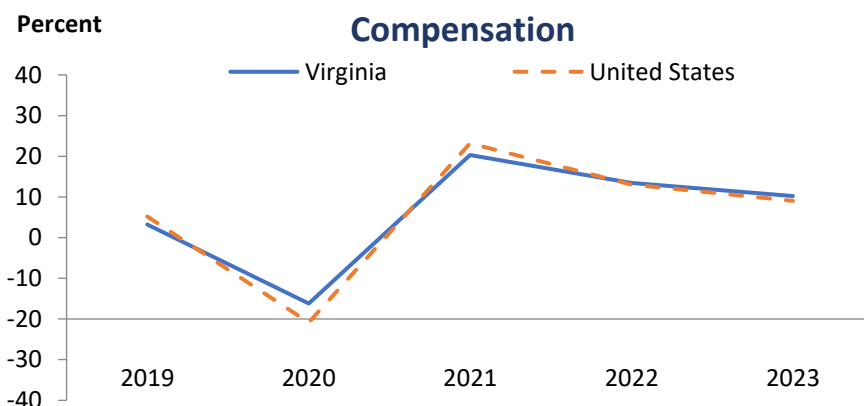
In 2023, Virginia ranked 17th among all states in ORSA value added and 25th among all states in ORSA value-added growth. Since 2022, ORSA value added has grown 8.9 percent in Virginia, compared with an increase of 9 percent for the United States.



In 2023, Virginia ranked 12th among all states in ORSA employment and 28th among all states in ORSA employment growth. Since 2022, ORSA employment has grown 2.9 percent in Virginia, compared with an increase of 3.3 percent for the United States.



In 2023, Virginia ranked 14th among all states in ORSA compensation and 12th among all states in ORSA compensation growth. Since 2022, ORSA compensation has grown 10.2 percent in Virginia, compared with an increase of 9 percent for the United States. Average compensation per wage-and-salary job in Virginia ORSA industries was \$53,580 in 2023, compared with \$92,162 for all salaried jobs in the state.



ORSA value added consists of the gross output of an industry less its intermediate inputs; the contribution of an industry to gross domestic product.

ORSA employment consists of all wage-and-salary jobs in which workers are engaged in the production of ORSA goods and services.

ORSA compensation consists of the remuneration (including wages and salaries as well as benefits, such as employer contributions to pension and health funds) payable to employees in return for their ORSA work during a given year.