

# Outdoor Recreation Satellite Account (ORSA)

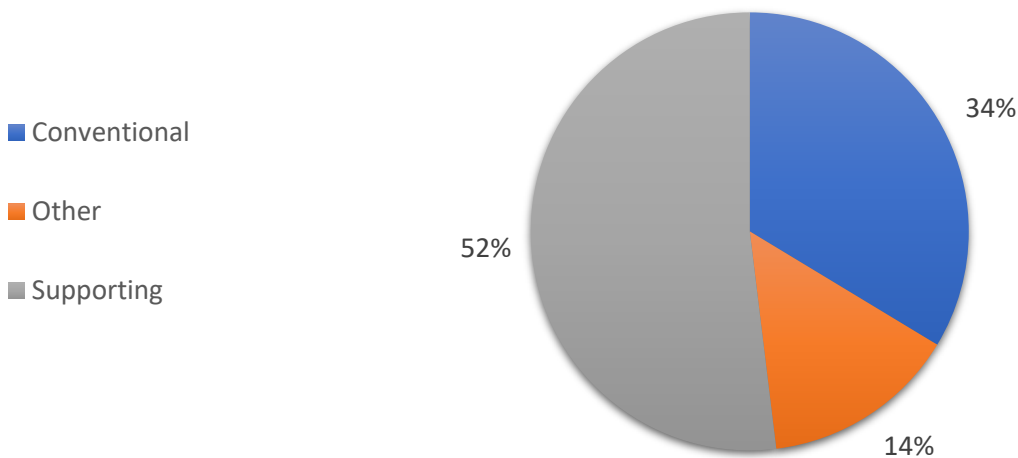


## 2023—West Virginia

Value added [gross domestic product]		Employment		Compensation	
ORSA total	Share of state	ORSA total	Share of state	ORSA total	Share of state
<b>\$2.1 billion</b>	<b>2.0%</b>	<b>20,326 jobs</b>	<b>2.8%</b>	<b>\$0.9 billion</b>	<b>1.8%</b>

Value Added by Select ORSA Activity [Thousands of dollars]				
Activity	2021	2022	2023	State rank
Boating / fishing	83,602	94,178	99,723	45
RVing	72,578	82,756	76,072	46
Motorcycling / ATVing	37,295	53,941	49,857	39
Hunting / shooting / trapping	35,458	38,281	45,266	43
Equestrian	32,860	31,153	32,488	41
Climbing / hiking / tent camping	18,942	23,745	27,165	45
Snow activities	15,614	21,138	25,237	41
Recreational flying	6,088	8,427	8,019	44
Bicycling	5,438	5,156	5,816	46

### Value-Added Composition of Outdoor Recreation Activities



**Conventional ORSA** activities include traditional outdoor activities, such as camping, hiking, boating, and hunting.

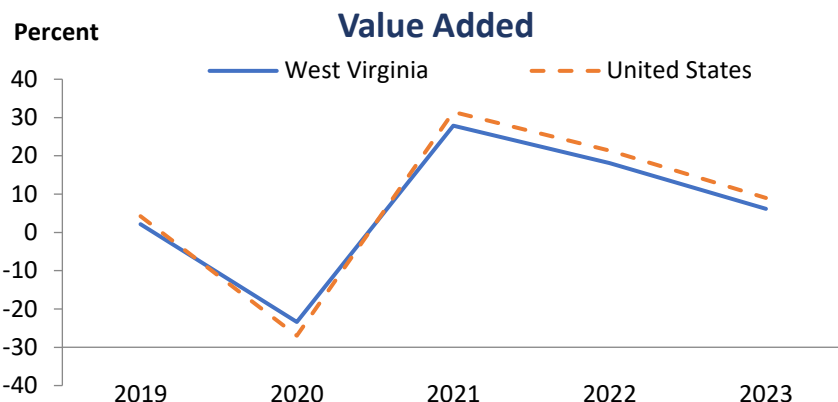
**Other ORSA** activities include those that take place outside, such as gardening and outdoor concerts.

**Supporting ORSA** activities are those that contribute to the core activities and include such things as construction, travel and tourism, local trips, and government expenditures.

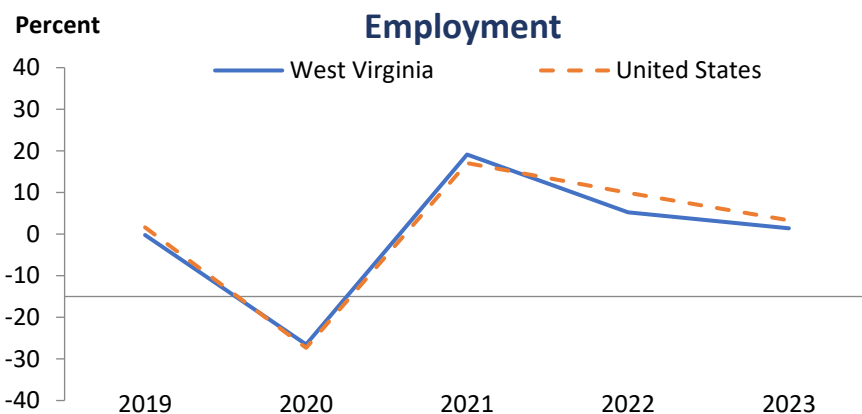
# Outdoor Recreation Satellite Account (ORSA)



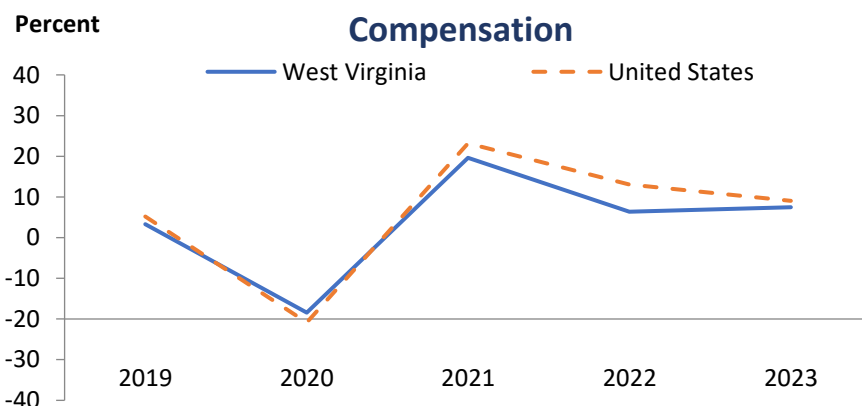
In 2023, West Virginia ranked 46th among all states in ORSA value added and 44th among all states in ORSA value-added growth. Since 2022, ORSA value added has grown 6.1 percent in West Virginia, compared with an increase of 9 percent for the United States.



In 2023, West Virginia ranked 44th among all states in ORSA employment and 45th among all states in ORSA employment growth. Since 2022, ORSA employment has grown 1.4 percent in West Virginia, compared with an increase of 3.3 percent for the United States.



In 2023, West Virginia ranked 45th among all states in ORSA compensation and 34th among all states in ORSA compensation growth. Since 2022, ORSA compensation has grown 7.5 percent in West Virginia, compared with an increase of 9 percent for the United States. Average compensation per wage-and-salary job in West Virginia ORSA industries was \$42,506 in 2023, compared with \$68,440 for all salaried jobs in the state.



**ORSA value added** consists of the gross output of an industry less its intermediate inputs; the contribution of an industry to gross domestic product.

**ORSA employment** consists of all wage-and-salary jobs in which workers are engaged in the production of ORSA goods and services.

**ORSA compensation** consists of the remuneration (including wages and salaries as well as benefits, such as employer contributions to pension and health funds) payable to employees in return for their ORSA work during a given year.