

Outdoor Recreation Satellite Account (ORSA)

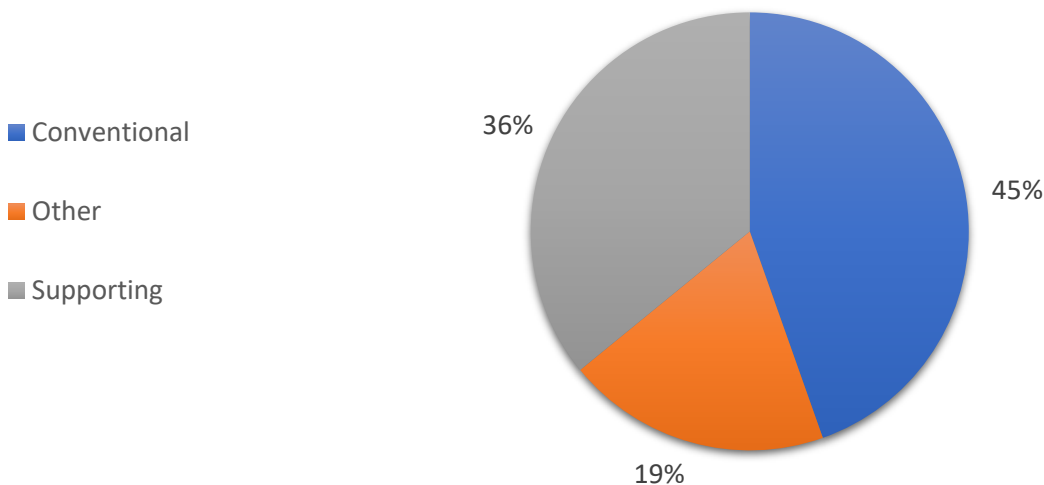


2023—Wisconsin

Value added [gross domestic product]		Employment		Compensation	
ORSA total	Share of state	ORSA total	Share of state	ORSA total	Share of state
\$11.2 billion	2.6%	96,867 jobs	3.2%	\$5.4 billion	2.3%

Value Added by Select ORSA Activity [Thousands of dollars]				
Activity	2021	2022	2023	State rank
Motorcycling / ATVing	1,023,532	1,008,603	1,073,006	2
Boating / fishing	706,573	833,842	928,463	14
RVing	442,362	487,646	464,335	17
Hunting / shooting / trapping	249,244	270,966	319,554	19
Climbing / hiking / tent camping	138,866	149,312	173,993	14
Bicycling	80,232	73,314	157,111	7
Equestrian	159,539	127,456	134,496	21
Snow activities	59,608	74,104	92,286	22
Recreational flying	17,989	30,860	31,462	23

Value-Added Composition of Outdoor Recreation Activities



Conventional ORSA activities include traditional outdoor activities, such as camping, hiking, boating, and hunting.

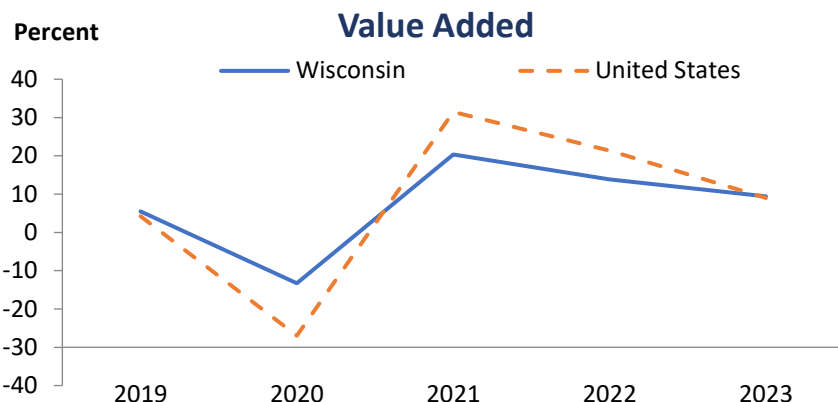
Other ORSA activities include those that take place outside, such as gardening and outdoor concerts.

Supporting ORSA activities are those that contribute to the core activities and include such things as construction, travel and tourism, local trips, and government expenditures.

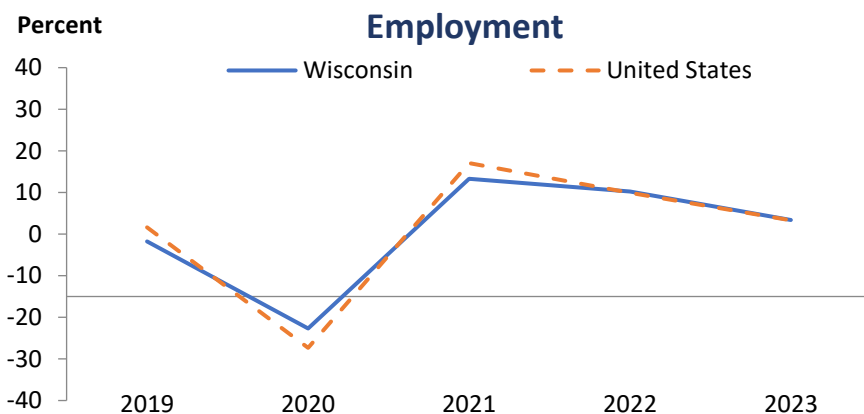
Outdoor Recreation Satellite Account (ORSA)



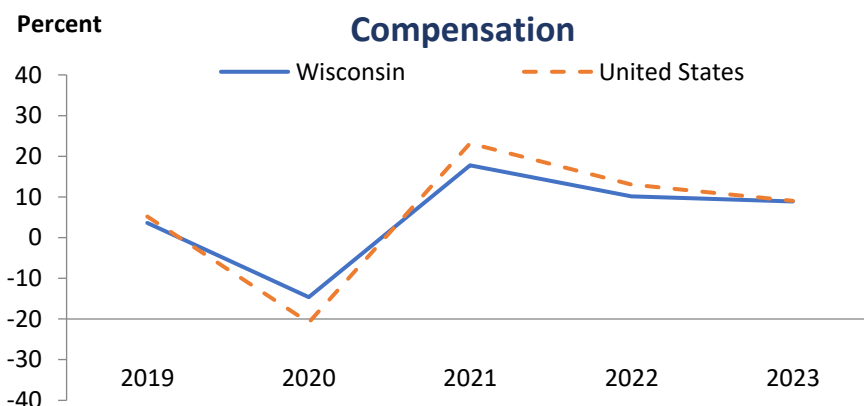
In 2023, Wisconsin ranked 20th among all states in ORSA value added and 20th among all states in ORSA value-added growth. Since 2022, ORSA value added has grown 9.4 percent in Wisconsin, compared with an increase of 9 percent for the United States.



In 2023, Wisconsin ranked 19th among all states in ORSA employment and 22nd among all states in ORSA employment growth. Since 2022, ORSA employment has grown 3.4 percent in Wisconsin, compared with an increase of 3.3 percent for the United States.



In 2023, Wisconsin ranked 19th among all states in ORSA compensation and 22nd among all states in ORSA compensation growth. Since 2022, ORSA compensation has grown 8.9 percent in Wisconsin, compared with an increase of 9 percent for the United States. Average compensation per wage-and-salary job in Wisconsin ORSA industries was \$55,580 in 2023, compared with \$76,546 for all salaried jobs in the state.



ORSA value added consists of the gross output of an industry less its intermediate inputs; the contribution of an industry to gross domestic product.

ORSA employment consists of all wage-and-salary jobs in which workers are engaged in the production of ORSA goods and services.

ORSA compensation consists of the remuneration (including wages and salaries as well as benefits, such as employer contributions to pension and health funds) payable to employees in return for their ORSA work during a given year.