

Outdoor Recreation Satellite Account (ORSA)

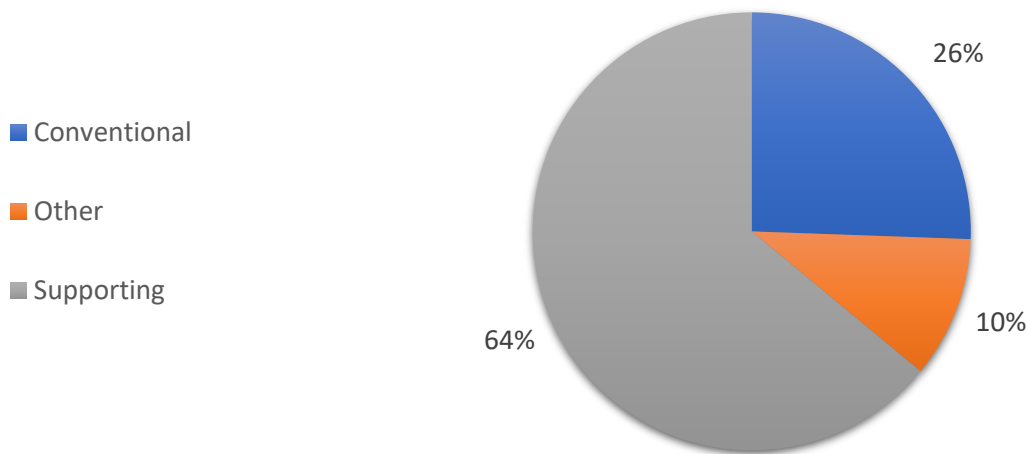


2023—Wyoming

Value added [gross domestic product]		Employment		Compensation	
ORSA total	Share of state	ORSA total	Share of state	ORSA total	Share of state
\$2.2 billion	4.1%	15,798 jobs	5.3%	\$0.8 billion	3.6%

Value Added by Select ORSA Activity [Thousands of dollars]				
Activity	2021	2022	2023	State rank
Hunting / shooting / trapping	83,616	97,272	105,431	39
RVing	100,214	103,722	86,764	44
Boating / fishing	60,933	77,574	78,842	48
Snow activities	31,057	42,528	47,744	36
Equestrian	41,648	42,915	44,240	39
Climbing / hiking / tent camping	24,098	25,586	25,300	46
Motorcycling / ATVing	15,374	20,431	19,730	46
Recreational flying	6,184	9,692	9,112	43
Bicycling	4,392	4,086	4,041	49

Value-Added Composition of Outdoor Recreation Activities



Conventional ORSA activities include traditional outdoor activities, such as camping, hiking, boating, and hunting.

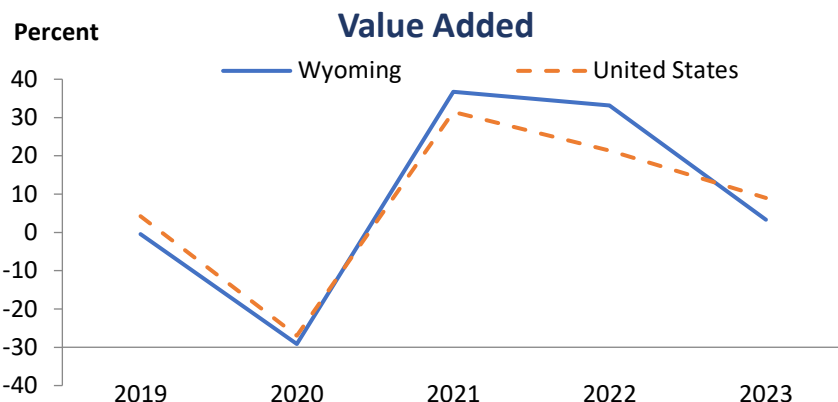
Other ORSA activities include those that take place outside, such as gardening and outdoor concerts.

Supporting ORSA activities are those that contribute to the core activities and include such things as construction, travel and tourism, local trips, and government expenditures.

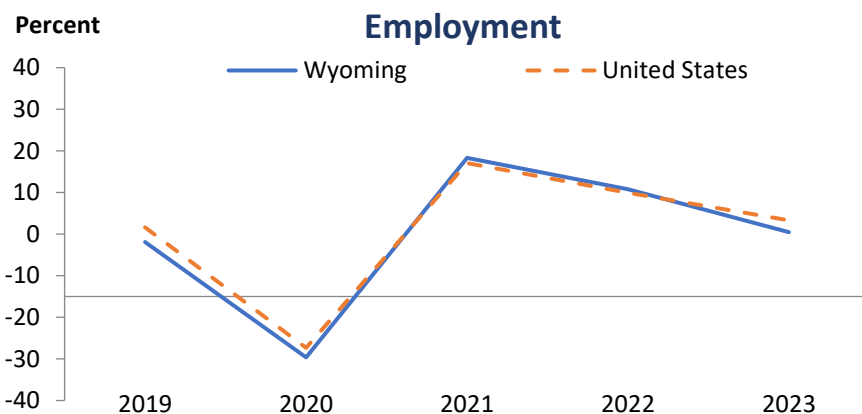
Outdoor Recreation Satellite Account (ORSA)



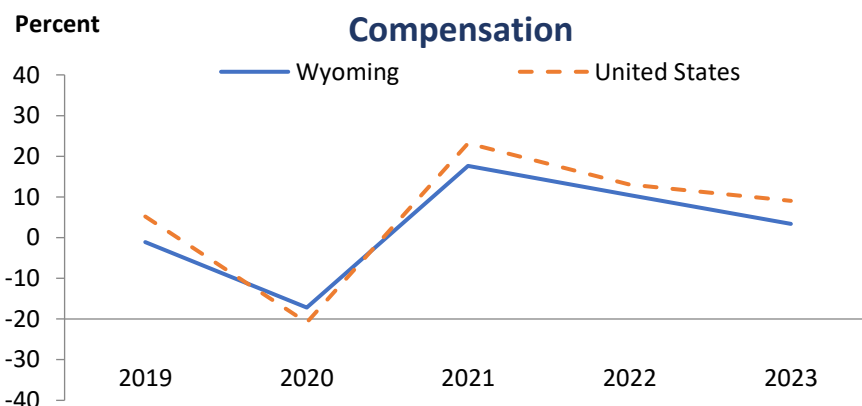
In 2023, Wyoming ranked 44th among all states in ORSA value added and 49th among all states in ORSA value-added growth. Since 2022, ORSA value added has grown 3.3 percent in Wyoming, compared with an increase of 9 percent for the United States.



In 2023, Wyoming ranked 48th among all states in ORSA employment and 48th among all states in ORSA employment growth. Since 2022, ORSA employment has grown 0.4 percent in Wyoming, compared with an increase of 3.3 percent for the United States.



In 2023, Wyoming ranked 47th among all states in ORSA compensation and 48th among all states in ORSA compensation growth. Since 2022, ORSA compensation has grown 3.4 percent in Wyoming, compared with an increase of 9 percent for the United States. Average compensation per wage-and-salary job in Wyoming ORSA industries was \$50,847 in 2023, compared with \$75,117 for all salaried jobs in the state.



ORSA value added consists of the gross output of an industry less its intermediate inputs; the contribution of an industry to gross domestic product.

ORSA employment consists of all wage-and-salary jobs in which workers are engaged in the production of ORSA goods and services.

ORSA compensation consists of the remuneration (including wages and salaries as well as benefits, such as employer contributions to pension and health funds) payable to employees in return for their ORSA work during a given year.