

Statipedia: A wiki platform for collaboration across agencies

FCSM 2012

Washington Convention Center, 10 Jan 2012

Peter B. Meyer

Office of Productivity and Technology, BLS

with lots of advice from others



James A. Buszuwski
Office of Compensation and Working
Conditions, BLS

Michael Messner
Office of Water, EPA

...not representing the agency, just the named
www.bls.gov
authors

Vision: share methodology information online

Statipedia is a wiki for statistical staff across agencies

- An online workspace
- With methodology source material
- Pilot project
- Not for the public (outside .gov)
- Not for sensitive content (e.g. early data or PII)

Modeled on Wikipedia and on Intellipedia at intel agencies

Knowledge pooling

We can

- Share definitions
- Copy one another's designs, procedures, software
- Develop materials together easily
- Enable new staff to figure out more

➔ Development of science and technology goes faster with easily shared knowledge

Platform is cheap and robust to budget uncertainty

Can help us get things done cheaply

Looks like
Wikipedia.

User can
edit a
page
directly.



navigation

- Main page
- Quick Tour
- Gardening
- Barn-Raising
- Frequently-Asked Questions
- Recent changes
- Random page
- Rules of Behavior
- Help

search

toolbox

- What links here
- Related changes
- Upload file
- Special pages
- Printable version
- Permanent link
- Browse properties

Main Page

Welcome to Statipedia - A Platform for Collaboration Across Statistical Agencies

[edit]

Most Recent **Milestone**: December 21, 2011 - 20,000th page view.

Getting Started	Wanted	New & Popular Pages
<ul style="list-style-type: none">■ Permissions (what various agencies require for engaging in inter-agency collaborations like Statipedia)■ Create your own personal page■ Rules of Behavior■ Consult the MediaWiki User's Guide for information on using the wiki software.	<ul style="list-style-type: none">■ Suggestions for "At the agencies" pages■ Wanted Pages■ Wanted Categories■ Agency-specific "Permissions" information■ Agency-specific requirements for use of Open Source Software	<ul style="list-style-type: none">■ SCOPE Presentation 2/17/2011■ Barn-Raising (our "kick-off" event)■ Guidelines for Statistical Practice■ In the News
Wiki Matters	Upcoming Events	Useful External Links
<ul style="list-style-type: none">■ Semantic MediaWiki Extension■ Technical problems/issues■ Our 2011 article in the GSS/SSS Newsletter■ Wiki Statistics■ Wanted Extensions and Features■ Rules of Behavior■ Version (extension list, etc.)■ Sandbox	<ul style="list-style-type: none">■ January_2012_Events■ NEW February_2012_Events■ Seminars around Washington DC■ JSM Session on Statipedia July 31, 2-3:50pm■ FCSM Research Conference, January 2012■ Other conferences	<ul style="list-style-type: none">■ MAX (Max Federal Community)■ OpenGOV (on Wikispaces)■ http://colab.cim3.net/cgi-bin/wiki.pl/ "ColabWiki" Hosted by GSA Intergovernmental Solutions - Linking people. Sharing knowledge. Serving citizens

New Pages

[edit]

New Pages

- 21:42, 8 January 2012 **Survey of Wikis in Government** (hist) [2,500 bytes] **Petermeyer** (Talk | contribs) (*new little database*)
- 20:32, 8 January 2012 **Single sign-on in the US federal government** (hist) [1,300 bytes] **Petermeyer** (Talk | contribs) (*issue/opportunity across the agencies -*)
- 20:22, 8 January 2012 **RCRAInfo** (hist) [1,170 bytes] **Petermeyer** (Talk | contribs) (*information from the Environmental Information Exchange Network*)
- 11:25, 4 January 2012 **Environmental Information Exchange Network** (hist) [2,330 bytes] **Mmessner** (Talk | contribs) (*Created page with '"About" == Full name is "The Evironmental Information Exchange Network". ""The Exchange Network is a ...*)
- 17:03, 3 January 2012 **Interagency Committee on Government Information** (hist) [2,161 bytes] **Petermeyer** (Talk | contribs) (*definition of OMB interagency committee and working groups*)
- 16:52, 3 January 2012 **E-Government Act of 2002** (hist) [222 bytes] **Petermeyer** (Talk | contribs) (*web-relevant*)
- 15:06, 30 December 2011 **Corporation for National and Community Service** (hist) [2,467 bytes] **Mmessner** (Talk | contribs) (*Created page with '"About" == "The Corporation for National and Community Service is a federal agency that engages more than five million Americans in se...*)
- 12:17, 30 December 2011 **Federal Web Managers Council** (hist) [1,429 bytes] **Mmessner** (Talk | contribs) (*Created page with '"About Federal Web Managers Council" == "The Federal Web Managers Council (Web Council) is an interagency group of senior federal gov...*)
- 19:00, 27 December 2011 **Source code control systems** (hist) [6,104 bytes] **Petermeyer** (Talk | contribs) (*copied from my draft at*

A user can see the history of changes to a wiki page.

Revision history of "At the agencies:Time series software"

[View logs for this page](#)

[Special:Log](#)

[Browse history](#)

From year (and earlier): From month (and earlier):

(Latest | Earliest) View (newer 100) (older 100) (20 | 50 | 100 | 250 | 500)

Diff selection: mark the radio boxes of the revisions to compare and hit enter or the button at the bottom.

Legend: **(cur)** = difference with latest revision, **(prev)** = difference with preceding revision, **m** = minor edit.

- ☒ (cur) (prev) 13:24, 29 April 2011 Brianmonsell (Talk | contribs) m (4,696 bytes) (undo)
- ☒ (cur) (prev) 21:29, 5 April 2011 Chandraerdman (Talk | contribs) (3,767 bytes) (undo)
- ☐ (cur) (prev) 21:28, 5 April 2011 Chandraerdman (Talk | contribs) (3,726 bytes) (undo)
- ☐ (cur) (prev) 21:27, 5 April 2011 Chandraerdman (Talk | contribs) (3,599 bytes) (undo)
- ☐ (cur) (prev) 12:56, 9 February 2011 Mmessner (Talk | contribs) (3,362 bytes) (added sort keys) (undo)
- ☐ (cur) (prev) 20:32, 28 January 2011 Petermeyer (Talk | contribs) (2,984 bytes) (what software do we use for this?)

California's Best Practices Wiki

(Difference between revisions)

Revision as of 15:42, 22 July 2011 (edit)

Mmessner (Talk | contribs)

Latest revision as of 15:46, 22 July 2011 (edit) (undo)

Mmessner (Talk | contribs)

[← Older edit](#)

Line 3:

"The purpose of the Best Practices Center (Wiki) is to improve the effectiveness of California State government by sharing proven best practices. It enables state agencies to learn about, adapt, and apply tools and processes that have worked in public programs. The Best Practices Center builds on the willingness of state employees to share with each other by providing an online resource that supports collaboration, speeds communication, and reduces "silos."

State employees can submit best practices directly onto the Wiki as well as view and search for other best practices throughout State government. Participants are encouraged to provide comments on the submitted best practices, thus making the Wiki a "living" and ever-evolving resource." <ref>
[http://www.bestpractices.ca.gov/ http://www.bestpractices.ca.gov/]</ref>

== "Links" ==

Line 3:

"The purpose of the Best Practices Center (Wiki) is to improve the effectiveness of California State government by sharing proven best practices. It enables state agencies to learn about, adapt, and apply tools and processes that have worked in public programs. The Best Practices Center builds on the willingness of state employees to share with each other by providing an online resource that supports collaboration, speeds communication, and reduces "silos."

State employees can submit best practices directly onto the Wiki as well as view and search for other best practices throughout State government. Participants + are encouraged to provide comments on the submitted best practices, thus making the Wiki a "living" and ever-evolving resource." <ref>
[http://www.bestpractices.ca.gov/ http://www.bestpractices.ca.gov/]</ref>

+
+ To register (and contribute to the wiki), users must have valid state (CA) email address.

== "Links" ==

We can
define
common
terms

[page](#) | [discussion](#) | [edit](#) | [history](#) | [move](#) | [unwatch](#)

Industry value added

The phrase ***industry value added*** means the **value added output** by an industry in a certain time period, usually a year. "Industry value added" is synonymous with *industry value added*: "gross product by industry", "gross product originating by industry", and "gross product originating".^[1]

An industry's value added output is the value of its **Gross output** minus the value of its **Intermediate inputs**. Gross output is the sum of sales or receipts and other operating income, commodity taxes paid, and net inventory growth. The value of intermediate inputs is the value of goods and services purchased from other industries or imported and used up or consumed.^[2]

Industry value added is estimated for most industries from expenditure data not industry income, because expenditures data is thought to be more accurately estimated.^[3]

Future improvement

[\[edit\]](#)

- follow up the sources to the source cited here

References

[\[edit\]](#)

- ↑ "Box: Gross Product Originating: Definition and Relationship to Gross Domestic Product" [↗](#) from [BEA web site](#)
- ↑ "Box: Gross Product Originating: Definition and Relationship to Gross Domestic Product" [↗](#) from [BEA web site](#)
- ↑ "Box: Gross Product Originating: Definition and Relationship to Gross Domestic Product" [↗](#) from [BEA web site](#)

Categories: [BEA](#) | [NIPA](#)

Describe and search classification systems

Subcategories

This category has only the following subcategory.

O

- [Occupation classifications](#)

Pages in category "Classification systems"

The following 15 pages are in this category, out of 15 total.

A

- [ANZSIC](#)

C

- [Current Procedural Terminology](#)

D

- [Diagnosis-related group codes](#)

H

- [HCPCS](#)
- [Hungarian industry classification TEÁOR](#)

I

- [ICD](#)
- [ISCO-88](#)
- [Industry classifications](#)

M

- [Major Diagnostic Categories](#)

N

- [NAICS](#)

N cont.

- [NIPA](#)

T

- [Template talk:Classification system](#)
- [Template:Classification system](#)

U

- [United Kingdom Standard Industrial Classification of Economic Activities \(UKSIC\)](#)

Occupation classifications

This page lists detailed occupational classification systems and any information on how to map information between them. If this were easy to do we could impute information about persons between data sets based on occupation.

Occupational classifications table

[\[edit\]](#)

Category system(s)	Domain: who, where, and when	Number of categories	Notes
<i>US occ1950</i> at IPUMS	U.S., 1880 to present	287	Full list is at http://www.ipums.umn.edu/usa/pwork/occ1950b.html [#] . For more details, see US Census occupation category systems page
US Census 2000, 1% sample	US only	510	Full list is at http://www.ipums.umn.edu/usa/voliii/00occup.html [#] . For Census occupation category systems page
US Census 2000, 5% sample	US only	476	Full list is at http://www.ipums.umn.edu/usa/voliii/00occup.html [#] . For Census occupation category systems page
US Census 1990	US 1990s	504	See US Census occupation category systems page . The system described at http://www.cdc.gov/niosh/soic/ and http://www.cdc.gov/niosh/soic/S job descriptions into this system.
US Census 1980	U.S. 1980s	504	See US Census occupation category systems page
US Census 1970	US 1970s	441	See US Census occupation category systems page
US Census 1960	US 1960s	296	Full list is at http://www.ipums.umn.edu/usa/voliii/96occup.html [#] . For Census occupation category systems page
US Census 1950 / <i>occ1950</i>	US only	287	Same as <i>occ1950</i> . See US Census occupation category systems page

Can share source code

Stata program to apply US standard 2

```
/* remapjob.do, to apply occupations definition of Meyer and Osborne (2005)

Caller sets up these variables and scalar inputs:
- scalar 'CPSDATA' is zero if data's from Census, one if from CPS
  (data from NLS or PSID could also have this category system but I have
  no experience with them)
- variable or scalar input 'year' has a number between 1960 and 2010
  from this is created scalar 'Cencode' with 60, 70, 80, 90, or 100
- existing variable input 'ocsrc' has the input occ category
- variable output 'ocdest' created here has the standardized code
- variable 'empstat' is in the source data set. if 14 or 15, in 1990 the
  individual will be inferred to be in the armed forces. The 14 or 15
  can appear in the Census but not in the CPS.

This program is not designed to do a remapping of data with multiple
years in it. That would be trickier than this program is.
This program just detects a year and runs with it. --pbm

4/17/07 comment in occ 479 now properly closed per Matias Scaglione.
7/24/07 fixed missing () when mapping to 905
8/18/07 handled 1970s occs 659 and 999
8/20/07 handled 1970s occ 775 -- 659 and 775 aren't proper, they're bugs in the data
8/20/07 switched from 'empstatd' name to 'empstat'
8/21/07 in post 2002-CPS, code 984 means armed forces. added that.
12/15/08 replace 873 by 874, to match 1990 census cats.
*/

#delimit ; /* make ; the end-of-command delimiter for multiline commands */

gen int ocdest=.; /* occupation; proposed_standard classification */

/* date ranges for occupation/industry definitions in CPS */
scalar Cencode60=0;
scalar Cencode70=0;
scalar Cencode80=0;
scalar Cencode90=0;

if (CPSDATA)
{
  if (year >= 1968 & year < 1971)
    scalar Cencode60=1;
  if (year >= 1971 & year < 1983)
    scalar Cencode70=1;
  if (year >= 1983)
    scalar Cencode80=1;
  if (year >= 1991)
    scalar Cencode80=2; /* there were a few redefinitions */
  if (year >= 1995)
    scalar Cencode80=4; /* in these years */
  if (year >= 2003)
  {
    scalar Cencode00=1;
    scalar Cencode80=0;
  }
}

if (CENSUSDATA) /* if the input data is from Census */
{
  if (year==1960 | year==96)
    scalar Cencode60=1;
  if (year==1970 | year==97)
    scalar Cencode70=1;
  if (year==1980 | year == 98)
    scalar Cencode80=1;
  if (year==1990 | year == 99)
    scalar Cencode80=2;
  if (year==2000 | year == 100)
    scalar Cencode00=1;
}

/**** remap occupations ****/

/* Legislators */
replace ocdest=3 if
(Cencode80 & ocsrc==3) |
(Cencode00 & ocsrc==3);
```


“BLS” is a
category,
with sub-
categories

Category:BLS

This category is for pages related to the Bureau of Labor Statistics.

Subcategories

This category has the following 2 subcategories, out of 2 total.

B

- Statipedians at BLS

C

- CPS

Pages in category "BLS"

The following 59 pages are in this category, out of 59 total.

7

- 790 program

A

- ATUS
- American Time Use Survey
- At the agencies:Availability of journal archives

B

- Template:At the agencies
- Federal Economic Statistics Advisory Committee
- Office of Productivity and Technology
- BLS Handbook of Methods
- BLS Handbook of Methods chapter 15 on International Price Indexes
- At the agencies: Bayesian Statistics
- Benefit incidence
- At the agencies:Browsers
- Bureau of Labor Statistics

C

- C&S

C cont.

- Census of Fatal Occupational Injuries (CFOI)
- At the agencies:Cloud Computing
- Collective Bargaining Agreements (statistical)
- Commodities and Services Survey
- Compensation and Working Conditions
- Confidential Information Protection and Statis Act (CIPSEA)
- At the agencies: Confidentiality and Data Dis
- Current Employment Statistics

D

- Diffusion index
- Discouraged workers
- Displaced workers
- Duration of unemployment

E

- At the agencies:Editing Wikipedia
- At the agencies:Email address structure
- Employed persons
- Employment Situation

Recent changes to the wiki

Changes - Statpedia Wiki

Petermeyer · my talk · my preferences · my watchlist · my contributions · log out

special page

Recent changes

Track the most recent changes to the wiki on this page.

Recent changes options

Show last 50 | **100** | 250 | 500 changes in last 1 | 3 | 7 | 14 | 30 days

[Hide minor edits](#) | [Show bots](#) | [Hide anonymous users](#) | [Hide logged-in users](#) | [Hide my edits](#)

Show new changes starting from 14:13, 25 July 2011

Namespace: ☐ Invert selection

25 July 2011

- (diff) (hist) .. **N SNAP**; 04:01 .. (+174) .. Petermeyer (Talk | contribs) (Created page with 'This is an abbreviation for the new program that replaces the program called Food Stamps. Now the recipient usually has a kind of debit card, not stamps. Category:USDA')
- (diff) (hist) .. **N ASEC**; 04:00 .. (+42) .. Petermeyer (Talk | contribs) (abbr)
- (diff) (hist) .. **March CPS**; 03:59 .. (+227) .. Petermeyer (Talk | contribs) (new abbr: ASEC)

22 July 2011

- (diff) (hist) .. **N DOL data API**; 21:50 .. (+545) .. Petermeyer (Talk | contribs) (DOL offers data access through the web by client programs through an API after registration)
- (diff) (hist) .. **N SAVE award idea drafts July 2011**; 21:48 .. (+3,490) .. Petermeyer (Talk | contribs) (not sure how to categorize this)
- (diff) (hist) .. **Cloud Numbers**; 20:51 .. (+1,137) .. Mmessner (Talk | contribs) (wrote about my experience with the service)
- (diff) (hist) .. **Cloud Numbers**; 20:39 .. (+33) .. Mmessner (Talk | contribs)
- (diff) (hist) .. **Cloud Numbers**; 18:53 .. (+180) .. Mmessner (Talk | contribs)
- (diff) (hist) .. **N Cloud Numbers**; 18:52 .. (+800) .. Mmessner (Talk | contribs) (Created page with '== "About" == From CloudNumbers.com: ""clouddnumbers.com is an emerging cloud computing company in th...)
- (diff) (hist) .. **California's Best Practices Wiki**; 15:46 .. (+92) .. Mmessner (Talk | contribs)
- (diff) (hist) .. **California's Best Practices Wiki**; 15:42 .. (+23) .. Mmessner (Talk | contribs)
- (diff) (hist) .. **California's Best Practices Wiki**; 15:42 .. (+250) .. Mmessner (Talk | contribs)
- (diff) (hist) .. **N California's Best Practices Wiki**; 15:41 .. (+940) .. Mmessner (Talk | contribs) (Created page with '== "About" == "The purpose of the Best Practices Center (Wiki) is to improve the effectiveness of California State government by sharing ...)
- (diff) (hist) .. **N Better Buy Project**; 15:37 .. (+1,254) .. Mmessner (Talk | contribs) (Created page with '== "About" == "On his first day in office, President Obama challenged leaders in government to "use innovative tools, methods, and system...)
- (diff) (hist) .. **Energy Literacy**; 15:29 .. (+65) .. Mmessner (Talk | contribs)
- (diff) (hist) .. **Energy Literacy**; 15:29 .. (-336) .. Mmessner (Talk | contribs)
- (diff) (hist) .. **Energy Literacy**; 15:28 .. (+156) .. Mmessner (Talk | contribs)
- (diff) (hist) .. **Energy Literacy**; 15:16 .. (+316) .. Mmessner (Talk | contribs)
- (diff) (hist) .. **N Energy Literacy**; 15:15 .. (+619) .. Mmessner (Talk | contribs) (Created page with '== "About" == Energy Literacy is the Department of Energy's wiki for exchanging information and support the development of an Energy Lit...)
- (diff) (hist) .. **MAX Federal Community**; 15:08 .. (+80) .. Mmessner (Talk | contribs) (added cat tag)
- (diff) (hist) .. **N Web Content Managers Forum**; 15:03 .. (+892) .. Mmessner (Talk | contribs) (Created page with '== "About" == "The Web Content Managers Forum is the largest network of government web professionals in the United States. We're a vibra...)

21 July 2011

- (diff) (hist) .. **N UC Berkeley Statistics Department Wiki**; 19:27 .. (+506) .. Mmessner (Talk | contribs) (Created page with '== "About" == This wiki belongs to the UC Berkeley Department of Statistics. Link: [https://www.stat.berkeley.edu/sgsa https://...)
- (diff) (hist) .. **York University Dept of Math and Statistics Wiki**; 19:17 .. (+1) .. Mmessner (Talk | contribs)
- (diff) (hist) .. **York University Dept of Math and Statistics Wiki**; 19:17 .. (+170) .. Mmessner (Talk | contribs)

History of our kind of work

1848 Census of Egypt

Egypt conducted its first national census in 1848. This was under the reformist nominally-Ottoman ruler called Mohammed Ali, or Mohammed Ali Pasha.

Sources:

- Cuno, Kenneth M., and Reimer, Michael J. 1997. *The Census Registers of Nineteenth-Century Egypt: A New Source for Social Historians*. [British Journal of Middle Eastern Studies](#) 24.2: 193–216.

Quoting from the abstract:

In format and data collected, the Egyptian census registers appear to have been compiled in accordance with population counts undertaken at the same time in the central Ottoman Empire, though the former have the important advantage of including a count of women. These registers contain data on household composition, sex, age, religion, ethnicity, place of origin, marriage and polygamy, slavery, migration, economic activity, physical infirmities, and—in the towns—the type and fiscal status of dwellings. Although most of the sources for this period are biased toward representing the wealthier strata, the census registers offer an extraordinary view of all elements in society.

- Fargues, Philippe. *Family and household in mid-nineteenth century Cairo*. [In](#) Doumani, Beshara, ed. *Family history in the Middle East: household, property, and gender*
- <http://eh.net/eha/system/files/Saleh.pdf>
- Saleh, Mohamed. *Historical Origins of Inter-Religion Differences: Evidence from 19th and 20th Century Egypt*. [University of Southern California: Dept of Economics](#).

1848 Census of Egypt	
Covers	individuals, via households and families
Region	Egypt
Date	1848

2004 Economic Census of China

The **2004 Economic Census of China** covered Chinese industries except for agriculture, forestry, animal husbandry, and fishing.^[1]

The resulting data were used for China's National Accounts.

The 2004 Economic Census came closer to completeness and meeting international standards than the usual annual data, and previous Censuses, had done:

1. Earlier censuses covered services less extensively partly because intangible service activities did not meet the Marxist definition or concept of industry.^[2] For information on the National Accounts before 2004 see the page on the [Development of China's National Accounts](#).
2. Government, administrative and institutional units were more completely covered based on financial information in the Economic Census which included a questionnaire beyond the usual statistics of government compensation and financial statements of those units.^[1]
3. Small businesses which had not registered with the Administration for Industry and Commerce (perhaps 40% of them) were much more likely to be covered by the 2004 Economic Census than earlier sources. This came about because of a questionnaire on individual businesses.^[1]
4. A classification into 94 industries was possible, finer than in previous data.^[1]
5. Coverage of auxiliary establishments whose activities were different from that of the main enterprise improved because of a questionnaire to establishments.^[1]
6. A related Household Survey estimated 11 categories of consumer expenditure for rural households and 12 for urban households.^[1]

Reference

1. ^{1 2 3 4 5} XU Xianchun. 2006. [Recent Progress in China on the SNA and Challenges for the New Revision](#). Paper prepared for the 29th General Conference of the International Association for Research in Income and Wealth, at Joensuu, Finland, on Aug 20-26, 2006.

2004 Chinese Economic Census	
Covers	establishments
Region	China

History of BLS Mass Layoff Statistics

The **Mass Layoff Statistics** program at BLS began in 1984.^[1]

A Mass Layoff is defined to be an event that causes 50 or more unemployment insurance claims to be filed within a 5 week period regarding a single employer.

Data from the program are available monthly since April 1995.^[2]

The program releases data monthly, around the 22nd of the month. It is administered by BLS/OEUS with a staff person at each of BLS's regional offices.

Mass layoff data are regularly redistributed by the [Bureau of National Affairs](#), for example in [this update covering March 2011](#).

References

1. [↑] [Timeline of BLS history](#), drawing from [BLS Major Milestones](#) on BLS Intranet
2. [↑] [Mass Layoffs -- February 2011 news release](#), BLS Economic News Release, March 22, 2011

Can share info on seminars in DC area



ig
Asked

nges
ge
havior

earch

ere
anges

ies
rsion
link

[page](#) [discussion](#) [edit](#) [history](#) [move](#) [unwatch](#)

Seminars around Washington DC

For more information on location, timing, presentation title, etc., click on the hyperlink for the location (e.g. "at FTC"). Seminars at BLS, BEA, FTC and Census/CES are likely to be economics-related. Seminars hosted by WSS are statistics related.

Upcoming seminars

Upcoming seminars on statistics or economics

When	Where	Who	Topic and notes
Wed 2/16/2011 10:30 AM	BLS economics seminars	John Earle (GMU)	FDI and Wages: Evidence from a Linked Employer-Employee Analysis From abstract: This paper analyzes the wage effects of foreign direct investment (FDI) in a linked employer-employee panel for Hungary. The data follow firms and workers from 1986 to 2005, the year after EU accession. The data contain more than 8000 ownership changes. We construct matched samples using pre-acquisition data and exploit especially acquisitions followed later by divestments. In wage regressions we use fixed effects for firms, detailed worker groups, and individuals (where workers can be linked inside firms). In a variety of panel matching approaches we find in all cases positive effects of FDI on wages of all worker types. A wage premium is especially associated with university education in foreign invested firms. Possible explanations for the wage premia include productivity, rent-sharing selection, and measurement. Preliminary findings the foreign wage premia are associated with productivity differences.
Feb 22, 2011 4:00 -6:00	Georgetown/DC Area Econometrics Workshops	Ivan Fernandez-Val (BU)	--
Feb 23 2011 10:30 AM	BLS economics seminars	Bruce Fallick (Federal Reserve)	Nonemployment Duration and the Consequences of Job Separations
March 1, 2011 4:00 -6:00	Georgetown/DC Area Econometrics Workshops ICC 550	Christian Hansen (Chicago Booth)	--
Thu Mar 3 10:30	BLS economics seminars	David McKenzie (World Bank)	Business Training and Female Enterprise Start-up and Growth: Experimental evidence from Sri Lanka
Mar 8 4:00-5:45	Georgetown/DC Area Econometrics Workshops ICC 550	Konrad Menzel	--
Thu Mar 24 10:30am	at Census/CES	Wenjie Chen	--
Mar 29- 31	NIST campus, Gaithersburg	Will Guthrie	NIST Fundamentals of Uncertainty Analysis Short Course http://www.nist.gov/ttl/sed/gsg/fundamentals_course.cfm

Track conferences on our topics

Conference submission due dates

Upcoming conferences with Statipedians

Conference 	When 	Where 	Dates submissions due (yyyy-mm-dd for sorting purposes) 
2011 Joint Statistical Meetings 	July 30 - August 4, 2011	Miami Beach Convention Center	2011-02-01
FedCASIC Workshop	22-24 March 2011	Wash DC, at BLS	2011-02-01 (?) 50 word abstract Dan Gillman
Federal Forecasters Conference 	21 April 2011	Wash DC, at BLS	2011-02-01
Social Science History Association conference 2011 	17-21 Nov 2011	Boston	2011-02-15
International Symposium on Forecasting 	June 26-29, 2011	Prague, The University of Economics	2011-03-04
Wikimania 2011 	Aug 4-7 2011 (plus meetings Aug 2-4)	Haifa, Israel	2011-04-30 Call for participation
Western Economics Association International 2012 	June 29-July 3, 2011	San Diego	2011-02-01 for a session; 2010-12-15 for a paper ^[1]
ICES IV 	11-14, June 2012	Montreal, Canada	2011-03-01 for invited sessions 2011-8-31 for topic-contributed paper, poster session submissions
SHOT (Society for the History of Technology) 2011 	3-6 Nov 2011	Cleveland	2011-spring (not set at this time)
2012 Society of Labor Economists 	4-5 May 2012	Hyatt Regency Chicago	2011-fall
ASSA Annual Meeting 2012 (economists) 	6-8 Jan 2012	Chicago	2011-01-31? Not stated yet on website
Predictive Analytics World including workshops	2011-03-13 (March 13-19 2011)	San Francisco	Didn't see how to submit an abstract

Can compare
procedures
across agencies

This is one of
many “At the
agencies” pages

At the agencies:Editing Wikipedia

The Issue

[edit]

Statistical agency staff are ideal Wikipedians -- expert and capable of writing neutrally about a subject. Through Wikipedia we can potentially inform many of our customers and put our expertise to good use on their behalf. But statistical agency policies do not encourage/permit logging in to outside systems or speaking publicly.

Any such policy at an agency should be compatible with Wikipedia's [conflict-of-interest guidelines](#) on editing on behalf of an employer or other cause.

Agency-Specific info

[edit]

National Institutes of Health

[edit]

NIH allows editing Wikipedia. NIH has a standard publicly stated policy on this: See [Guidelines for Participating in Wikipedia from NIH](#). Quoting from it:

There is a real opportunity to strengthen this public resource. . . . We hope these guidelines will help you to become part of a unique opportunity in keeping with the NIH's history of making credible, vetted, authoritative information available to the public. The time spent can be minimal, but the impact could be great. Information you have already developed that might benefit scientists or the public worldwide could be put up in a few minutes

Policy (compressed and paraphrased):

- NIH scientists and health and science writers can contribute to Wikipedia within their own fields -- not other fields, on government time, though on personal time of course this okay.
- Claims should be sources/footnoted/cited, and it is good to seize opportunities to cite NIH work.
- Edits to the articles on NIH programs should be approved through the appropriate communication officer (not be edited ad hoc by anyone from NIH).
- Time spent on Wikipedia entries should be predetermined and approved by the immediate supervisor.
- NIH staff may only share information that is in the public domain and contribute factual information not opinion, and avoid discussions of policy.

Some NIHers were trained to edit Wikipedia in July, 2009.^[12] From Wired's coverage:

To open-government advocates, NIH's move represents an important step toward recognizing how to reach people online. "NIH could have gone the typical route and warned the public against using unreliable sources for information, but they get it: That's not going to happen," wrote Matthew Burton at the Personal Democracy Forum.

"Wikipedia is going to stay popular, so its vital that it provides correct information."^[13]

Another commentator criticized this move, saying it was a slippery slope and that government employee editing of Wikipedia articles on Guantanamo Bay and the Iraq War had been problematic in the past; there appeared to be conflicts of interest, evidence was removed, and the articles were changed to be misleading. No source for this example was cited.^[14]

NIHers and others collaborate on Wikipedia pages through the [Wikipedia WikiProject NIH](#). NIH also has a policy that NIH-funded research is made available freely to the public in PubMed a year after publication.^[15]

Environmental Protection Agency

[edit]

EPA's "Interim Guidance for EPA Employees who are Representing EPA Online Using Social Media," dated May, 2010, can be found on the EPA intranet at http://ir4intranet.epa.gov/news/4Front/2010/aug2010/pdfs/EPA_SocialMediaGuidance052010.pdf and (on extranet?) at http://yosemite.epa.gov/OEI/webguide.nsf/socialmedia/representing_epa_online.

From the Guidance: "Employees must obtain their supervisor's approval before representing EPA online, and must not opine on behalf of the Agency in areas that are outside their assigned duties. Any posting performed by Agency employees acting in their official capacity should be properly cited and fully supported."

The interim guidance does not apply to employees' online activities while not on official duty; however, employees are always bound by the Standards of Ethical Conduct for Employees of the Executive Branch, the conflict of interest statutes, and the Hatch Act."

The following steps apply to collaborations like "editing a non-EPA wiki (such as Wikipedia)."

1. Remember that your time is valuable. Discuss the following with your supervisor and obtain approval, whether

Can share simple training materials in the wiki

Tiny tutorial for Matlab

From a Unix shell one can just type 'matlab' as a command on any computer that has it, and start to type interactive statements such as those below. One could also put them in a file with the .m extension to run them from within matlab with 'run file.m' or from the shell with 'matlab < file.m' This tutorial covers very little but you can see something of the language.

```
% The percent sign begins comments.
% The statements below can be typed interactively one per line to get
% clear responses from Matlab. There's no need to type the comment part at the
% end of the lines. Make sure to use upper and lower case in the
% same way as in the statements shown.

A=[1 2;3 4]    % defines matrix A as a 2x2 with first line [1 2]
B=A'           % transpose
B=A+A         % sum, element by element
Ainv=inv(A)    % takes inverse of a matrix
A*Ainv        % calculates and prints the result of a matrix multiplication
B=[A;A]       % stacked so B has twice as many rows as A
B=[A A]       % the A's are side by side. B has twice as many columns as A.
B=A(1,1)      % B is a scalar now, the upper left element of A
B=A'*A        % matrix multiplication
B=A(:,1)      % B is set to first row of A
B=A.*A        % element by element multiplication
B=B./A        % element by element division
A=zeros(3,3)  % special definition of a matrix of zeros
B=ones(3,1)   % defines a matrix of ones
A=eye(5)      % defines identity matrix
B=A(1:2,1:3)  % takes part of matrix
more on      % may not be needed; prevents help screen from scrolling off
help *       % shows sample of the help available
```

Categories: [Software](#) | [Tutorials](#)

And detailed training materials

-searching

- links and footnotes that can be clicked for more info

- equations can be copied

Notes on Seasonal Adjustment

1) PURPOSE OF SEASONAL ADJUSTMENT [edit]

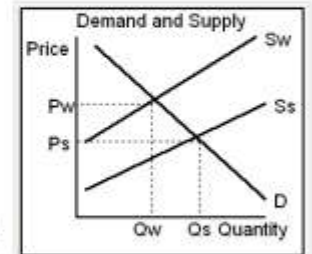
The purpose of seasonal adjustment is to remove the more or less regular within year patterns often found in economic time series data. This is done to highlight the underlying trend and short run effects of various economic phenomena on the series.

Users of seasonally adjusted data include government officials responsible for formulating economic policy; businesses concerned with economic trends within their industry; and economic researchers.

2) SEASONALITY AND ECONOMIC THEORY [edit]

Appropriate shifting of supply and demand curves can cause seasonal effects in a price series. Consider a market for an agricultural commodity, like the one in the graph. Typically, supply will be restricted at S_w during the winter season. However, the curve will shift to the right as more firms enter the industry during the late summer and fall harvest season. Thus prices will be characteristically high or low during different seasons of the year.

The demand curve could also shift for various reasons. Example - heating oil prices increase during the winter due to an increase in demand caused by lower temperatures.



3) THE X-11 SEASONAL ADJUSTMENT COMPUTER PACKAGE [edit]

- Developed by the U.S. Bureau of the Census in 1967 - Shiskin, Young and Musgrave.
- First seasonal adjustment software package. It made seasonal adjustment practical in a large scale data production environment.
- Monthly or quarterly data - usually need 8 to 10 years of continuous data.
- X-11 assumes the data is decomposable in one of two ways:

Additive decomposition:

$$X_t = T_t + S_t + I_t$$

$$S_t = X_t - T_t - I_t$$

Multiplicative decomposition:

$$X_t = T_t \cdot S_t \cdot I_t$$

$$SA_t = \frac{X_t}{S_t} = T_t + I_t$$


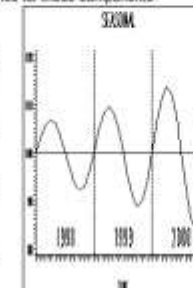

where:

- X = the original series
- T = trend-cycle component
- S = seasonal component
- I = irregular or random component
- SA = seasonally adjusted series

Note: These are statistical models. An econometric model of supply and demand would be too specialized and not manageable in large-scale data production.

As already discussed, the SEASONAL component models the within year pattern for the series. The TREND can be thought of as the long run or permanent component in the series. The IRREGULAR models the short run or transitory component in the series. A seasonally adjusted series is composed of the trend and irregular and has both the long run and short run effects.

Below are graphs of stylized series for these components:



Discussion of critical perspectives

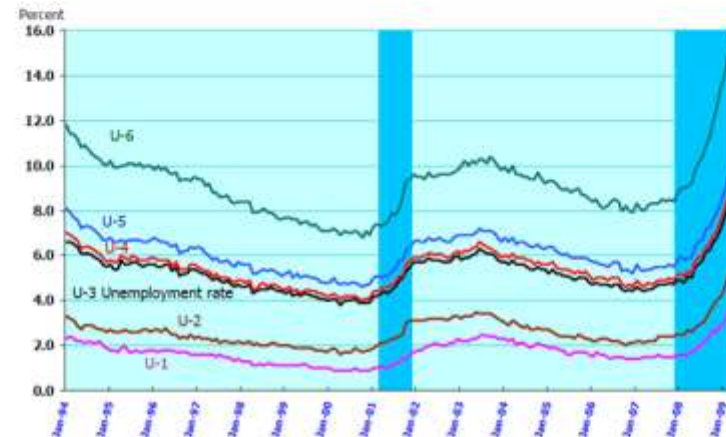
"Real" unemployment rate

The headline measure of unemployment is a market measure, meaning that it counts as unemployed those people who are (a) not employed, (b) want to work, (c) are available to work, and (d) are actively looking for work; a behavioral criterion, defining who is in the market looking for a matching partner.

These are some common criticisms of this measure. People naturally want some measure that covers all those people who want to work and are not working including those who are not actively looking. This last group is called the *discouraged workers* sometimes.

BLS measures a variety of concepts of unemployment. A key fact in this discussion is that they track very much in parallel, so they tell the same business cycle story. For evidence see this graph and table from Haugen (2009)^[1] which has a valuable discussion of the history and current set of measures.

Alternative measures of labor underutilization, U-1 to U-6, 1994-2009



Note: Data are monthly, seasonally adjusted, and cover January 1994-March 2009. Shaded areas represent recessions as determined by the National Bureau of Economic Research (NBER). NBER has not yet determined an endpoint for the recession that began in December 2007.
Source: Bureau of Labor Statistics, Current Population Survey.

Alternative measures of labor underutilization (slightly rearranged from Table 2 in the original^[1])

Measure abbreviation	Definition	2008 average
U-1	Persons unemployed 15 weeks or longer, as a percent of the civilian labor force	2.1%
U-2	Job losers and persons who completed temporary jobs, as a percent of the civilian labor force	3.1%
U-3	Total unemployed, as a percent of the civilian labor force (official unemployment rate)	5.8%
U-4	Total unemployed plus discouraged workers, as a percent of the civilian labor force plus discouraged workers	6.1%
U-5	Total unemployed, plus discouraged workers, plus all other marginally attached workers, as a percent of the civilian labor force plus all marginally attached workers	6.8%
U-6	Total unemployed, plus discouraged workers, plus all marginally attached workers, plus total employed part time for economic reasons, as a percent of the civilian labor force plus all marginally attached workers	10.5%

References

1. ^[1] Haugen, Steven. 2009. Measures of Labor Underutilization from the Current Population Survey. BLS Working paper 424.

[edit]

New issues

Quick
technical
discussion



navigation

- [Main page](#)
- [Quick Tour](#)
- [Gardening](#)

- [Sea](#)
- [Tool](#)
- [Cat](#)

[page](#) [discussion](#) [edit](#) [history](#) [move](#) [unwatch](#)

DSPL

DSPL stands for Google's **Dataset Publishing Language**.

These notes are from a presentation by John Lyman of Google at BLS on March 16, 2011. The DSPL project was recently [announced](#) and is public and stable. Lyman has a business-development role.

- DSPL is an XML-type specification to describe data sets with multiple tables incorporated and relations between them.
- Users, especially from officially recognized statistics producers, are invited to upload data in .csv files along with a

Wikis in government

The **Survey of Wikis in Government (SWiG)** is here. It's a list of cross-agency (or otherwise notable) wikis in government institutions around the world but mainly in the U.S. We keep such a list to learn from.

Wikis across institutions in government

Wiki setup	Population	Software	Start year	Internal/Public	Size
Intellipedia	16 intelligence agencies	Mediawiki	2004?	internal	big
Diplopedia	Foreign affairs agencies	Mediawiki	200x?	internal	xx
OMB MAX	OMB	Confluence	200x?	internal	xx
Techipedia	DoD technical work	Confluence	200x?	internal	xx

[Bureaupedia](#)

[OSHApedia](#)

[GAOwiki](#)

[Statipedia](#)

[GCPEDIA](#)

[PowerPedia](#)

[Eurostat wiki](#)

[Wikiprogress](#)

[Cat](#)

Diplopedia

Diplopedia is a wiki used across the foreign affairs agencies of the U.S. Tiffany L. Smith (aka Tiffany Smith Licciardi) is one of its founders. She has been supportive of the Statipedia effort.



User base, size and capabilities

Diplopedia runs on MediaWiki. Our information on its size is as follows:

- Diplopedia was launched on September 26, 2006^[1], with "about a dozen articles"^[2]. It grew slowly at first.^[3]
- July 27, 2007: "more than 1,400 active articles and 255 agency employees registered as editors"^[4]
- Nov 14-18, 2007: 1870 or 2009 articles, "Almost 400 registered editors" and "170,000 page views" and 360 articles about abbreviations or acronyms.^[5]
- July 2008: At Wikimania 2008, it was reported that the overall Diplopedia project hosted more than 4,400 substantive articles, was edited by 1000 registered users, and had 650,000 page views.^[6]
- Aug 2008: "more than 4,400 Diplopedia articles" and "1,000 registered users" and "650,000 total page views and lately 20,000 new page views a week"^[7]
- During 2009, Diplopedia reached 2000 registered contributors^[8]
- Jan 2010 : 10,096 articles.^[9]
- May 2011 : 4000 users ; 14000 pages.^[10]

References

- ¹ ↑ Chris Bronk and Tiffany Smith, 2009, *Diplopedia Imagined*, Preconference Draft – To be published in the proceedings of the 2010 International Symposium on Collaborative Technologies and Systems, page 6. This paper describes the origins, development, and challenges of



Source code control systems

Quick survey, taken mainly from [wikipedia:Template:Revision_control_software](#) and [wp>List of revision control software](#) and [wp:Category:Revision control systems](#) and [wp:Comparison of revision control software](#) and of [revision_control_software](#) [wp>List of revision control software](#)

- Year marks the date of first stable release.
- Systems with names in *italics* are no longer maintained or have planned end-of-life dates.

Most relevant ones are at top, where "relevant" is a mix of most-used, most actively developed now, most advanced, most usable, most

Institutions

Category: Interagency efforts

There can be more interagency collaborative efforts than agencies!

Pages in category "Interagency efforts"

The following 23 pages are in this category, out of 23 total.

C

- CENDI
- CSA
- CaBQ
- Confidential Information Protection and Statistical Efficiency Act (CIPSEA)

E

- Economic Classification Policy Committee (ECPC)

F

- FASTER
- FEA

F cont.

- FSAM
- FedScope
- FedStats
- Federal Library and Information Center Committee

I cont.

- Federal Interagency Forum on Aging-Related Statistics

N

- NARPC

Statistical Community of Practice and Engagement (SCOPE)

The **Statistical Community of Practice and Engagement (SCOPE)** is a joint effort of statistical agencies sponsored by OMB's statistical office and the **ICSP**. SCOPE will knit some IT services of the agencies together for efficiency and security -- sometimes called "horizontal IT consolidation."^[1]

From OMB/OIRA^[2]: "The President's FY 2011 budget proposes an initiative for the Economic Research Service to serve as the Program Management Office for a Statistical Community of Practice (SCOP, pronounced SCOPE). Statistical agencies would participate in this system-wide initiative on a voluntary basis. The program management office would coordinate system-wide projects on standards, practices, policies, and protocols concerning targeted barriers and inconsistencies that now exist across agencies. SCOP will permit the Federal statistical community to more easily identify and share best practices for Federal statistical activities, resulting in significant data quality, security, and operating efficiency and productivity gains in the statistical activities of our Nation."

This is beginning (as of 2010-2011) to include **FedStats**, the **FCSM** web site, and could include Statipedia in the future. It does not include **Data.gov** at this point. The SCOPE project management office is at the **USDA/ERS**. Contact people include Ron Bianchi (USDA), Marilyn Seastrom (NCES), Karl Gudmunds (USDA), and Paul Bugg (OMB). Online cooperation occurs on OMB's **MAX**.^[3]

Two million dollars were allocated in the President's FY 2011 budget proposal for ERS to run SCOPE.^[4] SCOP may require a "waiver of vertical IT consolidation [internal to agencies] to allow . . . integration across statistical agencies."^[5]

One objective is to make a **Line of Business** for SCOPE and/or the statistical agencies. (this may ease acquisition). Another is to streamline **Paperwork Reduction Act Information Collection Requests**. Another objective is to reduce procurement costs and difficulties by doing it together; another is to adopt open source software; another is to standardize on metadata; another is to offer joint data access to sensitive microdata. A clear comparison is made to other countries where there is a single big statistical agency. One analogous success is the Food Atlas App which resulted in Dec 2009 from data shared by ERS, NCHS, and Census.^[6]

Productivity and Costs news release

The **Productivity and Costs** released from BLS report on labor productivity across large segments of the U.S. economy. Here are the archived releases including the most recent one: http://www.bls.gov/schedule/archives/prod_co.htm#P

In the 3 Feb 2011 release^[1] it was estimated that U.S. nonfarm business sector labor productivity increased at a 2.6% annualized rate from the third quarter of 2010 to the fourth quarter. This is calculated mainly from these estimates: output grew at a 4.5% annualized clip and hours worked grew at a 1.8% clip between these periods. The nonfarm business sector covers about 75% of the total economy, and we do not have good ways to measure the output of most of the rest.

History [edit]

News releases from this program are extant back to 1993. Some data series from the program go back to 1947.^[2]

- References** [edit]
- ↑ Productivity and Costs release, 3 Feb 2011 [B]
 - ↑ Online text data from LPC (labor productivity and costs) program [C]

Categories: Press releases | BLS | Productivity measurement | Principal Federal Economic Indicators | Statistical programs

Productivity and Costs release by Labor Productivity program	
Issued	BLS/OPIT
Abbreviation	LP or P&C
Frequency	Quarterly with one revision
Data sources	BLSA for output; CES and CPS for labor hours
Region	U.S.
History	1947-present
News releases	Simple, Feb 2011 [B] List of past news releases [C]
Schedule	Follow news release schedule
Contacts	LPC program contact info [D]
Web site	http://www.bls.gov/lpc/ [E]

Norms for admins and users

- **Scale up:** Benefits rise as communities of interest emerge
- **Meet open technical standards**
 - ▶ HTML, TEX, wiki-text links, extensions
 - ▶ Participate in software development
 - ▶ Co-evolution: Today's community, technology, platform
 - ➔ Tomorrow's community, technology, platform
- *Voluntary* participation ; serve and empower staff
- Anchor discussions to sources, evidence, theory
 - Enable drilling down to sources
- Address broad audiences -- not organization-specific

Pilot project -- issues

- Logging in each time
 - Would benefit from federal single sign-on
- Text editors not easy
- Content limited (650 pages)
- Few users post information
- Has not been used for an actual project

Anticipated long run effects on knowledge management

More efficient/scientific communities

- Shared source material, more reference points
- Mutual awareness and peer review

Reduce duplication of effort

Specialists serve larger audience

- Users can find them on this platform

Ease training and turnover

Less email? ➔ “discoverability” not “dissemination”

TOGETHER, the agencies have vast, diverse expertise and capability, economies of scale and scope, knowledge of data, and great computer resources

Conclusions and future steps

Statipedia is a wiki for statistical staff across agencies

- With methodology source material
- Not for the public (but could include non-.gov)
- Not for sensitive content
- Content is growing

➤ In future

- Can adopt and develop more tools and content
- Share source code better (not just on wiki)
- Make it more quickly and easily available and usable

Contact Information

Meyer.Peter@bls.gov

202-691-5678

Buszuwski.James@bls.gov

202-691-6238

Messner.Michael@epa.gov