

Foreign Direct Investment in the United States

Establishment Data for 2007



Foreign Direct Investment in the United States

Establishment Data for 2007



U.S. DEPARTMENT OF COMMERCE

Wilbur Ross
Secretary

ECONOMICS AND STATISTICS ADMINISTRATION

Brad Burke
Deputy Under Secretary for Economic Affairs

BUREAU OF ECONOMIC ANALYSIS

Brian C. Moyer
Director

U.S. BUREAU OF THE CENSUS

John H. Thompson
Director

Introduction

The statistics in this publication volume cover the operations of establishments of U.S. affiliates of foreign companies in 2007. These statistics are the result of a project that links enterprise, or company, data for U.S. affiliates of foreign direct investors in the United States from the Bureau of Economic Analysis (BEA) with establishment data for all U.S. companies from the Census Bureau. Linking the enterprise data with the establishment data results in statistics that facilitate the analyses of the activities and the importance of foreign-owned U.S. companies in specific, detailed industries.

The project was authorized by the Foreign Direct Investment and International Financial Data Improvements Act of 1990. This publication presents updated statistics for foreign-owned manufacturing and nonmanufacturing establishments that were most recently published in Foreign Direct Investment in the United States: Establishment Data for 2002.

The statistics in this publication are presented in two parts. Part A covers all industries and presents statistics on the number, employment, payroll, and shipments or sales of the establishments of U.S. affiliates (that is, all foreign-owned establishments); this part presents statistics for nonmanufacturing by detailed industry and for total manufacturing. Part M presents statistics for manufacturing establishments for the items covered in part A and statistics on value added, total compensation of employees, employee benefits, hourly wage rates of production workers, and expenditures for new plant and equipment, among other items. Both parts present data by state and by country.

The tables in each part are organized into three groups. The first group presents statistics by industry, by country, and by state. The second group presents detailed statistics by industry for each state and the District of Columbia. The third group presents detailed statistics by industry for selected major investor countries. Selected tables present totals for key items for all U.S. establishments alongside the totals for foreign-owned establishments, to facilitate comparison.

Acknowledgments

Steven J. Muno of the Services Surveys Branch at the Bureau of Economic Analysis (BEA) and Aronda M. Stovall of the Research, Development, and Innovation Surveys Branch at the Census Bureau linked the data. Jeffrey Kellner of the Research, Development, and Innovation Surveys Branch at the Census Bureau and Mary Susan Bucci of the Special Reimbursable Surveys Branch at the Census Bureau performed the disclosure analysis and compiled the tables. Robert Nunziata and Jeffrey Burch of the Complex Survey and Analysis Branch at the Census Bureau provided programming support.

Thomas W. Anderson of the Research Branch at BEA, designed this publication and prepared the statement of methodology.

Kristina L. Maze of the Communications Division at BEA coordinated the production of this publication. M. Gretchen Gibson, Danielle M. Helta, and Colby Johnson, all of the Communications Division, provided desktop publishing and editorial services. Viewpoint Consulting Contractor Walt G. Kampas provided technical assistance in processing the data tables.

Contents

Introduction	<i>i</i>
Acknowledgments	<i>ii</i>
Methodology	M-1
General Notes to the Tables	M-25
Tables.....	1
Table Footnotes	403
Appendix	407

Part A. All Industries

Detailed Industry and Detailed Country

A1.1 Number, Employment, Payroll, and Shipments or Sales of Foreign-Owned and All U.S. Establishments, by Detailed Industry	1
A1.2 Employment, and Number by Employment Size Class, of Foreign-Owned Establishments, by Detailed Industry	9
A1.7 Number, Employment, Payroll, and Shipments or Sales of Foreign-Owned Establishments, by Detailed Country of UBO	17

Country by Industry and Industry by Country

A1.8 Number of Foreign-Owned Establishments, Country of UBO by Selected Industry	19
A1.9 Employment of Foreign-Owned Establishments, Country of UBO by Selected Industry	20
A1.10 Payroll of Foreign-Owned Establishments, Country of UBO by Selected Industry	21
A1.11 Shipments or Sales of Foreign-Owned Establishments, Country of UBO by Selected Industry	22
A1.12 Number of Foreign-Owned Establishments, Industry by Country of UBO	23
A1.13 Employment of Foreign-Owned Establishments, Industry by Country of UBO	24
A1.14 Payroll of Foreign-Owned Establishments, Industry by Country of UBO	25
A1.15 Shipments or Sales of Foreign-Owned Establishments, Industry by Country of UBO	26

State

A1.16 Number, Employment, Payroll, and Value of Shipments or Sales of Foreign-Owned and All U.S. Establishments, by State	27
A1.17 Employment, and Number by Employment Size Class, of Foreign-Owned Establishments, by State	28

State by Industry and State by Country

A1.18 Number of Foreign-Owned Establishments, State by Selected Industry	29
A1.19 Number of Foreign-Owned Establishments, State by Country of UBO	30
A1.20 Employment of Foreign-Owned Establishments, State by Selected Industry	31
A1.21 Employment of Foreign-Owned Establishments, State by Country of UBO	32
A1.22 Payroll of Foreign-Owned Establishments, State by Selected Industry	33
A1.23 Payroll of Foreign-Owned Establishments, State by Country of UBO	34
A1.24 Shipments or Sales of Foreign-Owned Establishments, State by Selected Industry	35
A1.25 Shipments or Sales of Foreign-Owned Establishments, State by Country of UBO	36

Individual States: Detailed Industry Data

A2.1	Number and Employment of Foreign-Owned and All U.S. Establishments in Each State, by Detailed Industry.....	37
------	---	----

Selected Countries: Industry and State by Industry

A3.1	Number, Employment, Payroll, and Shipments or Sales of Canadian-Owned Establishments, by Industry.....	120
A3.2	Number, Employment, Payroll, and Shipments or Sales of French-Owned Establishments, by Industry.....	122
A3.3	Number, Employment, Payroll, and Shipments or Sales of German-Owned Establishments, by Industry.....	124
A3.4	Number, Employment, Payroll, and Shipments or Sales of Netherlands-Owned Establishments, by Industry.....	126
A3.5	Number, Employment, Payroll, and Shipments or Sales of Swiss-Owned Establishments, by Industry.....	128
A3.6	Number, Employment, Payroll, and Shipments or Sales of British-Owned Establishments, by Industry.....	129
A3.7	Number, Employment, Payroll, and Shipments or Sales of Japanese-Owned Establishments, by Industry.....	132
A3.15	Number and Employment of Canadian-Owned Establishments, by State and Industry.....	134
A3.16	Number and Employment of French-Owned Establishments, by State and Industry.....	147
A3.17	Number and Employment of German-Owned Establishments, by State and Industry.....	159
A3.18	Number and Employment of Netherlands-Owned Establishments, by State and Industry.....	172
A3.19	Number and Employment of Swiss-Owned Establishments, by State and Industry.....	181
A3.20	Number and Employment of British-Owned Establishments, by State and Industry.....	190
A3.21	Number and Employment of Japanese-Owned Establishments, by State and Industry.....	206

Part M. Manufacturing**Detailed Industry and Detailed Country**

M1.1	Number, Employment, Value Added by Manufactures, and Value of Shipments of Foreign-Owned and All U.S. Establishments, by Detailed Industry.....	216
M1.2	Employment, and Number by Employment Size Class, of Foreign-Owned Establishments, by Detailed Industry.....	225
M1.3	Employment and Employee Compensation of Foreign-Owned Establishments, by Detailed Industry.....	234
M1.4	Gross Book Value of Depreciable Assets and Expenditures for New Plant and Equipment of Foreign-Owned Establishments, by Detailed Industry.....	243
M1.5	Cost of Materials of Foreign-Owned Establishments, by Detailed Industry.....	252
M1.6	Inventories by Stage of Fabrication of Foreign-Owned Establishments, by Detailed Industry.....	261
M1.7	Selected Data for Foreign-Owned Establishments, by Detailed Country of UBO.....	270

Country by Industry and Industry by Country

M1.8	Number of Foreign-Owned Establishments, Country of UBO by Selected Industry.....	271
M1.9	Employment of Foreign-Owned Establishments, Country of UBO by Selected Industry.....	272
M1.10	Value Added by Manufactures of Foreign-Owned Establishments, Country of UBO by Selected Industry.....	273

M1.11	Value of Shipments of Foreign-Owned Establishments, Country of UBO by Selected Industry.....	274
M1.12	Number of Foreign-Owned Establishments, Industry by Country of UBO.....	275
M1.13	Employment of Foreign-Owned Establishments, Industry by Country of UBO.....	277
M1.14	Value Added by Manufactures of Foreign-Owned Establishments, Industry by Country of UBO.....	279
M1.15	Value of Shipments of Foreign-Owned Establishments, Industry by Country of UBO.....	281

State

M1.16	Number, Employment, Value Added by Manufactures, and Value of Shipments of Foreign-Owned and All U.S. Establishments, by State	283
M1.17	Selected Data for Foreign-Owned Establishments, by State	284

State by Industry and State by Country

M1.18	Number of Foreign-Owned Establishments, State by Selected Industry	285
M1.19	Number of Foreign-Owned Establishments, State by Country of UBO	286
M1.20	Employment of Foreign-Owned Establishments, State by Selected Industry	287
M1.21	Employment of Foreign-Owned Establishments, State by Country of UBO	288
M1.22	Value Added by Manufactures of Foreign-Owned Establishments, State by Selected Industry	289
M1.23	Value Added by Manufactures of Foreign-Owned Establishments, State by Country of UBO	290
M1.24	Value of Shipments of Foreign-Owned Establishments, State by Selected Industry	291
M1.25	Value of Shipments of Foreign-Owned Establishments, State by Country of UBO	292

Individual States: Detailed Industry Data

M2.1	Number and Employment of Foreign-Owned and All U.S. Establishments in Each State, by Detailed Industry.....	293
------	---	-----

Selected Countries: Detailed Industry and State by Industry

M3.1	Selected Data for Canadian-Owned Establishments, by Industry	348
M3.2	Selected Data for French-Owned Establishments, by Industry	351
M3.3	Selected Data for German-Owned Establishments, by Industry	354
M3.4	Selected Data for Netherlands-Owned Establishments, by Industry	357
M3.5	Selected Data for Swiss-Owned Establishments, by Industry	359
M3.6	Selected Data for British-Owned Establishments, by Industry	362
M3.7	Selected Data for Japanese-Owned Establishments, by Industry	365
M3.15	Number and Employment of Canadian-Owned Establishments, by State and Industry	369
M3.16	Number and Employment of French-Owned Establishments, by State and Industry	374
M3.17	Number and Employment of German-Owned Establishments, by State and Industry	379
M3.18	Number and Employment of Netherlands-Owned Establishments, by State and Industry	384
M3.19	Number and Employment of Swiss-Owned Establishments, by State and Industry	388
M3.20	Number and Employment of British-Owned Establishments, by State and Industry	392
M3.21	Number and Employment of Japanese-Owned Establishments, by State and Industry	397

Methodology

The statistics in this volume cover the operations of establishments of U.S. affiliates of foreign companies in 2007.¹ These statistics are the result of a project that links Bureau of Economic Analysis (BEA) enterprise, or company, data for U.S. affiliates of foreign direct investors in the United States with the Census Bureau's establishment data for all U.S. companies.² The project was authorized by the Foreign Direct Investment and International Financial Data Improvements Act of 1990.

The data from this project complement BEA's enterprise data for U.S. affiliates. BEA's enterprise data are used to analyze the overall significance of, and the trends in, direct investment in the United States. The critical, nonduplicative financial and operating data from balance sheets and income statements that are needed for these analyses of some topics, such as profits and taxes, are meaningful only at the enterprise level. In addition, these enterprise data are used to compile the U.S. international transactions accounts, the U.S. international investment position accounts, and the U.S. national income and product accounts.

Linking the enterprise data with the establishment data results in statistics that facilitate the analyses of the activities and the importance of foreign-owned U.S. companies in specific, detailed industries because the establishment data are available in more industry detail than the enterprise data. In the establishment data, each establishment of an enterprise is classified in a single industry; as a result, data for foreign-owned establishments can be more finely categorized than data for foreign-owned enterprises. Establishment data are available for more than 1,000 industries. In contrast, the enterprise data are classified in only about 200 industries.

This publication presents updated statistics for foreign-owned manufacturing and nonmanufacturing establishments in *Foreign Direct Investment in the United States: Establishment Data for 2002*, and in similar publications that presented statistics for 1987, 1992, and 1997. This publication also presents updated statistics for foreign-owned manufacturing establishments for 1988–1991 that were published in *Foreign Direct Investment in the United States: Establishment Data for Manufacturing*, in separate volumes for each year.³

1. A U.S. affiliate is a U.S. business enterprise that is owned 10 percent or more, directly or indirectly, by a foreign person. A "person" is broadly defined to include any individual, corporation, branch, partnership, associated group, association, estate, trust, or other organization and any government (including any corporation, institution, or other entity or instrumentality of a government).

The data are not adjusted for the percentage of foreign ownership; for example, the employment data include all the employees of each U.S. affiliate even though the foreign direct investor may own as little as 10 percent of the affiliate. However, most affiliates are majority owned (that is, they are owned more than 50 percent by foreign investors); according to BEA data, in 2007, majority-owned U.S. affiliates accounted for 92 percent of all employees of U.S. affiliates.

2. An establishment is the physical location where business is conducted or where services or industrial operations are performed. See the section "Definitions."

3. These publications are available on [BEA's Web site](#).

This methodology presents comparisons of these data over time. In tables A and B of this methodology, the 2007, 2002, and 1997 data for selected items for broad North American Industry Classification System (NAICS) industry groups are compared, and in tables C–F, the 2007, 2002, 1997, 1992, and 1987 data for geographic areas and countries and by state are compared.⁴ Charts 1–3 present graphical depictions of the data over time and by selected investing country, and chart 4 presents a map of the share of employment in foreign-owned establishments by state ([table A](#)).

Linking the Data

BEA and the Census Bureau exchanged their data in order to identify and to obtain data for the U.S. establishments that are in the Census Bureau’s Business Register and that are foreign owned.⁵ The foreign-owned establishments in the Business Register are identified primarily through a computer match of the employer identification numbers (EINs) of the establishments in the Business Register with the EINs of the enterprises that are reported on BEA’s surveys of foreign direct investment in the United States.⁶ For enterprises that failed to link in the computer match, other information, such as names and addresses, was used to match the enterprises to the establishments.

The statistics from the census cover all establishments in the United States. However, to reduce the reporting burden, small establishments are exempt from reporting, and the data for these establishments are estimated or obtained from administrative records. In addition, estimates are prepared for the reports that are not received in time for publication and for data items that respondents are not able to complete. For establishments that require estimation, selected data items, including employment and payroll, are obtained from the administrative records of the Internal Revenue Service. Data items that are not available from administrative records are estimated using industry-average relationships ([chart 1](#)).

Data for manufacturing establishments

In economic census years, the available data items in the Business Register are the number of establishments, employment, payroll, and shipments or sales. To gather the additional data items that are available for manufacturing establishments—such as value added, capital expenditures, and the cost of materials—the foreign-owned establishments were linked to the establishment data from the 2007 Economic Census of Manufacturing ([table B](#)).

4. The industry classification of the data for 1987 and 1992 data is based on the Standard Industrial Classification (SIC), and these data by industry may not be comparable with the data for 1997, 2002, and 2007 that are classified by industry based on NAICS. See the section “Comparing 2007 data with the previously published data”.

5. The Business Register is a database of all U.S. companies and their establishments; it consists of the names, addresses, and other identifying information as well as key economic data obtained from the Census Bureau surveys and from administrative records.

6. The EINs are used by companies and their establishments when they file federal and state payroll and income taxes.

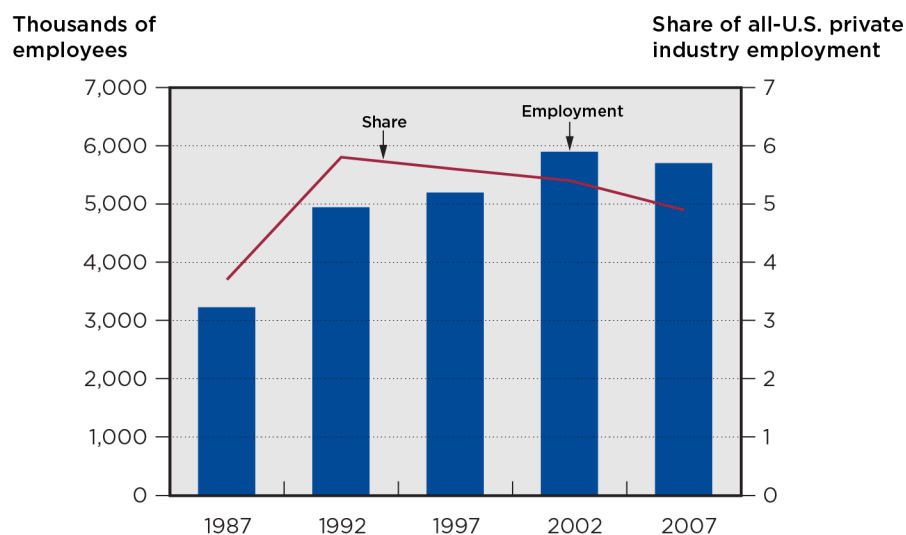
**Table A. Number of Foreign-Owned Establishments,
by Industry, 1997, 2002, and 2007**

Industry	Number of establishments				Percent change 2002–2007 (annual rate)	Foreign-owned establishments as a share of all U.S. establishments ¹		
	1997	2002	2007	Change 2002– 2007		1997	2002	2007
All industries	105,673	118,588	131,927	13,339	2.2	1.7	1.7	1.8
Mining	992	1,107	1,150	43	0.8	4.0	4.6	5.1
Utilities	308	815	976	161	3.7	2.0	4.8	5.9
Construction.....	1,235	1,082	1,398	316	5.3	0.2	0.2	0.2
Manufacturing	10,568	10,322	10,176	-146	-0.3	2.9	2.9	3.1
Food manufacturing.....	722	691	610	-81	-2.5	2.7	2.5	2.4
Beverage and tobacco product manufacturing	121	140	165	25	3.3	4.5	4.6	4.3
Textile mills	170	121	79	-42	-8.2	3.6	3.1	2.7
Textile product mills	67	44	34	-10	-5.0	0.8	0.6	0.5
Apparel manufacturing	100	44	25	-19	-10.7	0.6	0.3	0.3
Leather and allied product manufacturing	14	3	3	0	0.0	0.8	0.2	0.2
Wood product manufacturing.....	116	158	261	103	10.6	0.7	0.9	1.5
Paper manufacturing	333	224	233	9	0.8	5.7	4.1	4.7
Printing and related support activities	277	233	133	-100	-10.6	0.6	0.6	0.4
Petroleum and coal products manufacturing	337	379	440	61	3.0	15.7	16.8	19.3
Chemical manufacturing	1,630	1,520	1,305	-215	-3.0	12.4	11.3	9.5
Plastics and rubber products manufacturing	793	735	623	-112	-3.3	4.7	4.7	4.3
Nonmetallic mineral product manufacturing	1,597	1,933	2,397	464	4.4	9.8	11.6	13.7
Primary metal manufacturing	350	316	327	11	0.7	6.9	6.1	6.9
Fabricated metal product manufacturing	884	840	835	-5	-0.1	1.4	1.4	1.4
Machinery manufacturing	954	942	842	-100	-2.2	3.1	3.3	3.2
Computer and electronic product manufacturing	788	634	509	-125	-4.3	4.5	4.0	3.5
Electrical equipment and appliance manufacturing.....	390	358	275	-83	-5.1	5.6	5.5	4.4
Transportation equipment manufacturing	561	645	728	83	2.5	4.3	5.1	5.6
Furniture and related product manufacturing	83	44	57	13	5.3	0.4	0.2	0.3
Miscellaneous manufacturing	281	318	295	-23	-1.5	0.9	1.0	0.9
Wholesale trade	15,467	15,798	16,308	510	0.6	3.4	3.6	3.7
Retail trade	27,380	30,540	33,917	3,377	2.1	2.4	2.7	3.0
Transportation and warehousing.....	3,416	5,468	5,797	329	1.2	1.9	2.7	2.6
Information.....	4,393	5,046	6,240	1,194	4.3	3.8	3.7	4.4
Finance and insurance	9,010	10,166	14,288	4,122	7.0	2.3	2.3	2.8
Real estate and rental and leasing	3,565	1,890	2,069	179	1.8	1.2	0.6	0.5
Professional, scientific, and technical services.....	2,484	4,275	4,200	-75	-0.4	0.4	0.6	0.5
Management of companies and enterprises	4,352	5,217	4,800	-417	-1.7	9.2	10.6	9.3
Administrative and support and waste management and remediation service	3,569	6,912	6,988	76	0.2	1.3	2.0	1.8
Educational services.....	175	213	590	377	22.6	0.5	0.4	1.0
Health care and social assistance	2,849	2,179	5,647	3,468	21.0	0.5	0.3	0.7
Arts, entertainment, and recreation	592	470	272	-198	-10.4	0.7	0.4	0.2
Accommodation and food services	10,161	15,255	13,558	-1,697	-2.3	1.9	2.7	2.1
Other services (except public administration)	3,759	1,833	3,553	1,720	14.2	0.9	0.3	0.7
Auxiliaries, except managing offices ²	1,398	n.a.	n.a.	n.a.	n.a.	10.8	n.a.	n.a.

n.a. Not available

¹ The all-U.S.-establishment data used in calculating these percentages are from the economic censuses and the Census Bureau's *County Business Patterns* publications.² For 2002 and 2007, Auxiliaries, except managing offices are classified in the industry (and sector) that reflects their activities rather than in the industry they serve (see the text).

**Chart 1. Employment of Foreign-Owned Establishments,
1987, 1992, 1997, 2002, 2007**



U.S. Bureau of Economic Analysis

Evaluating the link

The data for foreign-owned establishments cover only establishments with at least one employee. On the basis of BEA data for all industries, U.S. affiliates that linked had 5,894,000 employees and accounted for 97 percent of the employment of all U.S. affiliates in 2007.⁷ Affiliates that failed to link were generally small and accounted for only 174,900 employees. In general, affiliates that failed to link to a Census Bureau establishment because the two agencies had different EINs or other identification information for a given company or because of the absence of valid EINs or other identification information ([tables C and D](#)).

Comparing BEA and Census Data

Total employment for enterprises that linked, based on Census Bureau establishment data—at 5,697,800—was close to total employment based on BEA affiliate data—at 5,501,600. The difference is due to the net effect of key differences in coverage, definitions, and classifications.

Coverage

The industry coverage of the foreign-owned establishment data is somewhat narrower than that of BEA's enterprise data because of the narrower coverage of industries by the 2007 Economic Census.

7. Activities of multinational enterprise data for all U.S. affiliates of foreign multinational enterprises are available on [BEA's Web site](#).

**Table B. Employment of Foreign-Owned Establishments,
by Industry, 1997, 2002, and 2007**

Industry	Thousands of employees				Percent change 2002-2007 (annual rate)	Foreign-owned employment as a share of all U.S. private industry employment ¹		
	1997	2002	2007	Change 2002-2007		1997	2002	2007
All industries	5,195.9	5,895.7	5,697.8	-197.9	-0.7	5.6	5.4	4.9
Mining	77.2	76.1	99.3	23.2	5.5	15.1	15.9	13.8
Utilities	7.5	34.6	32.8	-1.8	-1.1	1.1	5.2	5.1
Construction.....	97.7	120.2	131.9	11.7	1.9	1.7	1.7	1.8
Manufacturing	1,822.8	1,761.8	1,598.2	-163.6	-1.9	10.8	12.0	11.9
Food manufacturing	123.1	114.0	112.8	-1.2	-0.2	8.4	7.6	7.7
Beverage and tobacco product manufacturing	14.5	23.2	28.2	5.0	4.0	8.2	14.4	18.3
Textile mills	38.0	20.9	11.0	-9.9	-12.0	9.7	7.8	7.0
Textile product mills	13.7	8.6	6.8	-1.8	-4.6	5.8	4.7	4.6
Apparel manufacturing	26.6	10.3	i	D	D	3.7	3.0	D
Leather and allied product manufacturing	2.8	0.6	f	D	D	3.3	1.3	D
Wood product manufacturing.....	12.1	14.2	16.2	2.0	2.7	2.1	2.6	3.1
Paper manufacturing	54.8	42.5	45.4	2.9	1.3	9.5	8.6	10.9
Printing and related support activities	45.3	50.9	34.7	-16.2	-7.4	5.4	7.1	5.4
Petroleum and coal products manufacturing	23.8	22.8	21.6	-1.2	-1.1	22.2	22.2	20.4
Chemical manufacturing.....	211.5	197.0	173.3	-23.7	-2.5	24.1	23.1	21.7
Plastics and rubber products manufacturing	139.8	137.4	101.3	-36.1	-5.9	13.6	14.0	11.9
Nonmetallic mineral product manufacturing	107.9	106.6	99.4	-7.2	-1.4	21.4	22.1	20.8
Primary metal manufacturing	90.3	79.1	85.7	6.6	1.6	14.8	16.1	19.5
Fabricated metal product manufacturing	133.5	126.8	110.7	-16.1	-2.7	7.6	8.1	6.9
Machinery manufacturing	179.6	163.9	142.8	-21.1	-2.7	12.7	14.0	12.4
Computer and electronic product manufacturing	216.6	175.1	134.5	-40.6	-5.1	12.8	13.9	12.7
Electrical equipment and appliance manufacturing.....	100.2	90.7	66.7	-24.0	-6.0	16.9	18.3	15.7
Transportation equipment manufacturing	207.9	302.6	331.8	29.2	1.9	11.3	18.1	21.0
Furniture and related product manufacturing	19.7	12.0	11.6	-0.4	-0.7	3.3	2.0	2.3
Miscellaneous manufacturing	61.0	62.7	57.5	-5.2	-1.7	8.4	8.3	8.7
Wholesale trade	457.1	514.4	546.5	32.1	1.2	7.9	8.7	8.8
Retail trade	630.1	655.4	585.5	-69.9	-2.2	4.5	4.5	3.8
Transportation and warehousing.....	122.8	271.5	283.1	11.6	0.8	4.2	7.4	6.4
Information.....	235.3	280.6	270.5	-10.1	-0.7	7.7	7.5	7.7
Finance and insurance	361.5	412.3	420.3	8.0	0.4	6.2	6.3	6.4
Real estate and rental and leasing	40.1	41.3	42.6	1.3	0.6	2.4	2.1	1.9
Professional, scientific, and technical services	118.7	294.3	338.2	43.9	2.8	2.3	4.1	4.3
Management of companies and enterprises	322.5	332.7	310.2	-22.5	-1.4	12.3	12.8	11.6
Administrative and support and waste management and remediation service	296.8	545.5	473.2	-72.3	-2.8	4.0	6.2	4.6
Educational services.....	5.8	8.2	10.2	2.0	4.5	2.3	1.9	1.9
Health care and social assistance	124.3	96.1	124.0	27.9	5.2	2.0	0.6	0.7
Arts, entertainment, and recreation	29.5	33.8	28.0	-5.8	-3.7	2.4	1.8	1.4
Accommodation and food service.....	308.5	386.4	354.3	-32.1	-1.7	3.3	3.8	3.1
Other services (except public administration)	53.4	30.4	49.0	18.6	10.0	2.1	0.9	1.4
Auxiliaries, except managing offices ²	84.5	n.a.	n.a.	n.a.	n.a.	10.7	n.a.	n.a.

n.a. Not available

D Data are suppressed to avoid the disclosure of the data individual companies.

1. The all-U.S.-establishment data used in calculating these percentages are from the Economic Censuses and the Census Bureau's County Business Patterns publications.

2. For 2002 and 2007, Auxiliaries, except managing offices are classified in the industry (and sector) that reflects their activities rather than in the industry they serve (see the text).

NOTE: The following ranges are given in employment cells that are suppressed: a—0 to 19; b—20 to 99; c—100 to 249; e—250 to 499; f—500 to 999; g—1,000 to 2,499; h—2,500 to 4,999; i—5,000 to 9,999; j—10,000 to 24,999; k—25,000 to 49,999; l—50,000 to 99,999; m—100,000 or more.

The establishment data do not cover agriculture, forestry, fishing, and hunting (NAICS sector 11), air transportation by large certificated passenger carriers (part of NAICS 4811), railroad transportation (NAICS 482), and funds, trusts, and other

**Table C. Number of Foreign-Owned Establishments,
by Country of UBO, 1987, 1992, 1997, 2002, and 2007¹**

Country	Number of establishments				
	1987	1992	1997	2002	2007
All countries	66,878	102,958	105,673	118,588	131,927
Canada	12,251	14,133	14,038	9,451	18,428
Europe	40,096	59,896	63,512	82,404	85,538
<i>Of which:</i>					
France	4,041	8,732	9,534	19,542	14,410
Germany	5,916	7,652	9,092	10,253	11,662
Netherlands	5,508	6,746	6,939	9,555	6,424
Switzerland	3,450	5,287	5,736	5,219	5,082
United Kingdom	16,542	22,400	23,583	24,967	33,251
Latin America and Other Western Hemisphere	2,262	3,506	2,870	5,432	5,596
Africa	337	553	684	188	116
Middle East	1,290	1,556	2,258	884	2,061
Asia and Pacific	10,007	21,909	20,545	17,884	18,479
<i>Of which:</i>					
Australia	1,443	1,650	1,616	1,232	1,576
Japan	5,284	17,178	16,044	14,384	14,848
United States	635	1,405	1,766	2,345	1,709

1. The UBO (ultimate beneficial owner) is that person, proceeding up a U.S. affiliate's ownership chain, beginning with and including the foreign parent, that is not owned more than 50 percent by another person.

**Table D. Employment of Foreign-Owned Establishments,
by Country of UBO, 1987, 1992, 1997, 2002, and 2007¹**

Country	Thousands of employees				
	1987	1992	1997	2002	2007
All countries	3,228.9	4,944.2	5,195.9	5,895.7	5,697.8
Canada	540.4	604.7	633.9	506.0	544.3
Europe	1,975.3	3,040.2	3,207.3	3,969.2	3,717.8
<i>Of which:</i>					
France	181.9	356.6	454.7	568.8	564.8
Germany	391.6	534.7	624.2	739.7	704.2
Netherlands	254.4	316.3	357.6	525.3	384.9
Switzerland	214.4	364.7	393.5	474.5	393.1
United Kingdom	661.8	992.4	972.2	1,050.4	1,004.2
Latin America and Other Western Hemisphere	139.3	133.5	171.9	402.6	372.9
Africa	19.0	15.0	22.6	9.1	7.0
Middle East	66.2	41.9	89.7	39.9	62.2
Asia and Pacific	459.8	1,023.0	1,013.3	879.9	904.2
<i>Of which:</i>					
Australia	86.6	134.8	78.3	71.8	72.7
Japan	296.1	787.6	814.3	720.5	707.1
United States	29.0	85.9	57.0	89.1	89.3

1. The UBO (ultimate beneficial owner) is that person, proceeding up a U.S. affiliate's ownership chain, beginning with and including the foreign parent, that is not owned more than 50 percent by another person.

financial vehicles (NAICS 525). BEA data indicates that U.S. affiliates in these out-of-scope industries had approximately 20,000 employees in 2007 and accounted for less than 1 percent of total affiliate employment.

The geographic coverage of the Census Bureau's establishment data is also somewhat narrower than that of the BEA enterprise data. The Census Bureau data cover the 50 states and the District of Columbia. The BEA data also cover Puerto Rico, the Virgin Islands, Guam, American Samoa, and other outlying U.S. areas, such as the Northern Marianas islands. In the BEA data, employment by U.S. affiliates in these additional areas was 34,500 in 2007 and accounted for less than 1 percent of total U.S. affiliate employment ([tables E and F](#)).

Definitions

BEA data are reported on a fiscal-year basis, whereas Census Bureau data are generally reported on a calendar year basis.⁸ As a result, for some industries, BEA totals for certain items, such as compensation of employees, can differ from the totals for similar items based on the Census Bureau data.

When similar items, such as employment and value added, are available from both agencies, the BEA definitions sometimes differ from those used by the Census Bureau. For details, see the section "Definitions."

Classifications

BEA data for U.S. affiliates are classified by the primary industry of the consolidated enterprise and Census Bureau data are classified by the industry of each establishment of the enterprise. U.S. affiliates are often highly diversified, and many of them have activities in industries other than the one in which the consolidated enterprise is classified. As a result, industry totals from BEA data can differ substantially from totals for the same industry from Census Bureau data.

The data in tables that show data by country are classified by the country of the ultimate beneficial owner (UBO) of the U.S. affiliate to which the establishment belongs.⁹

8. In BEA's surveys, a U.S. affiliate's fiscal year is the financial reporting year for the affiliate that ended in that calendar year. In BEA's 2007 Benchmark Survey of Foreign Direct Investment in the United States, affiliates whose fiscal year 2007 corresponded to calendar year 2007 accounted for most of the employment and other measures of all U.S. affiliates. See table 3 in *Foreign Direct Investment in the United States: Final Results From the 2007 Benchmark Survey*.

9. A UBO is that person that ultimately owns or controls and therefore ultimately derives the benefits from owning or controlling, a U.S. affiliate. For the complete definition, see "General Notes to the Tables."

**Table E. Number of Foreign-Owned Establishments,
by State, 1987, 1992, 1997, 2002, and 2007**

State	Number of establishments						Percent change 2002–2007 (annual rate)	Foreign-owned establishments as a percentage of all U.S. establishments ¹				
	1987	1992	1997	2002	2007	Change 2002– 2007		1987	1992	1997	2002	2007
Total	66,878	102,958	105,673	118,588	131,927	13,339	2.2	1.1	1.7	1.7	1.7	1.8
Alabama.....	726	1,227	1,158	1,539	1,692	153	1.9	0.9	1.4	1.3	1.6	1.7
Alaska.....	165	222	162	292	306	14	0.9	1.2	1.5	1.0	1.6	1.6
Arizona.....	978	1,148	1,538	2,002	2,899	897	7.7	1.2	1.3	1.6	1.7	2.1
Arkansas.....	420	629	519	537	591	54	1.9	0.8	1.2	0.9	0.9	0.9
California.....	8,107	12,144	12,269	13,969	14,319	350	0.5	1.2	1.7	1.8	1.8	1.7
Colorado.....	1,011	1,806	1,860	2,259	2,458	199	1.7	1.1	1.8	1.6	1.6	1.6
Connecticut.....	941	1,576	1,752	2,095	2,137	42	0.4	1.0	1.8	2.1	2.4	2.4
Delaware.....	237	573	748	867	809	-58	-1.4	1.4	3.0	3.7	3.7	3.3
District of Columbia	289	416	364	499	621	122	4.5	1.5	2.4	2.4	2.6	3.1
Florida.....	3,305	6,570	6,965	7,015	8,539	1,524	4.0	1.0	1.8	1.9	1.6	1.7
Georgia.....	2,494	3,640	3,825	4,313	4,698	385	1.7	1.7	2.3	2.2	2.2	2.1
Hawaii.....	453	1,030	1,161	990	867	-123	-2.6	1.7	3.6	4.4	3.3	2.7
Idaho.....	191	261	318	419	404	-15	-0.7	0.8	0.9	1.0	1.1	0.9
Illinois.....	2,977	4,844	5,311	5,602	6,118	516	1.8	1.1	1.8	1.9	1.9	2.0
Indiana.....	1,090	1,873	1,974	2,012	2,807	795	6.9	0.9	1.5	1.5	1.4	1.9
Iowa.....	553	730	657	826	905	79	1.8	0.8	1.0	0.9	1.1	1.2
Kansas.....	570	907	980	829	1,001	172	3.8	0.9	1.4	1.5	1.2	1.4
Kentucky.....	695	1,147	1,287	1,497	1,851	354	4.3	0.9	1.5	1.6	1.7	2.1
Louisiana.....	1,249	1,438	1,257	1,274	1,522	248	3.6	1.4	1.6	1.4	1.3	1.5
Maine.....	353	424	520	572	568	-4	-0.1	1.0	1.3	1.6	1.5	1.4
Maryland.....	1,566	2,308	2,087	2,644	2,686	42	0.3	1.5	2.1	1.8	2.1	2.0
Massachusetts.....	1,400	2,602	3,259	3,824	4,298	474	2.4	0.9	1.8	2.2	2.3	2.5
Michigan.....	1,927	2,970	3,477	3,343	3,514	171	1.0	1.0	1.4	1.7	1.5	1.6
Minnesota.....	840	1,438	1,260	1,792	2,150	358	3.7	0.8	1.3	1.1	1.3	1.5
Mississippi.....	380	552	566	604	588	-16	-0.5	0.7	1.1	1.1	1.1	1.0
Missouri.....	1,216	1,955	1,886	1,909	1,986	77	0.8	1.0	1.5	1.5	1.4	1.4
Montana.....	126	183	187	228	222	-6	-0.5	0.5	0.7	0.7	0.7	0.6
Nebraska.....	238	420	357	466	555	89	3.6	0.6	1.0	0.8	1	1.1
Nevada.....	355	471	648	808	1,022	214	4.8	1.4	1.5	1.7	1.6	1.7
New Hampshire.....	276	588	625	808	947	139	3.2	0.8	1.9	1.9	2.2	2.5
New Jersey.....	2,356	4,160	3,632	4,216	4,751	535	2.4	1.1	2.0	1.7	1.8	2.0
New Mexico.....	376	421	433	494	641	147	5.3	1.1	1.2	1.1	1.2	1.4
New York.....	5,883	7,575	7,520	8,332	8,975	643	1.5	1.3	1.7	1.8	1.7	1.8
North Carolina.....	2,126	2,850	3,707	4,098	4,985	887	4.0	1.4	1.8	2.1	2.1	2.3
North Dakota.....	128	173	130	182	216	34	3.5	0.7	1.0	0.7	0.9	1.1
Ohio.....	3,212	4,513	4,470	4,663	5,481	818	3.3	1.3	1.9	1.8	1.8	2.1
Oklahoma.....	729	1,080	780	774	1,167	393	8.6	1.0	1.5	1.0	0.9	1.4
Oregon.....	693	1,050	1,086	1,399	1,337	-62	-0.9	0.9	1.3	1.3	1.4	1.2
Pennsylvania.....	3,039	4,299	4,264	5,094	5,949	855	3.2	1.1	1.6	1.6	1.8	2.0
Rhode Island.....	166	336	401	520	586	66	2.4	0.6	1.3	1.6	1.9	2.0
South Carolina.....	1,133	1,550	1,704	1,950	1,961	11	0.1	1.5	2.0	2.1	2.1	1.9
South Dakota.....	67	117	105	152	194	42	5.0	0.3	0.6	0.5	0.7	0.8
Tennessee.....	1,376	2,112	2,165	2,611	2,513	-98	-0.8	1.3	1.9	1.9	2.1	1.9
Texas.....	5,442	8,495	7,693	8,319	9,397	1,078	2.5	1.4	2.1	1.9	1.8	1.9
Utah.....	331	627	772	971	918	-53	-1.1	0.9	1.6	1.6	1.7	1.3
Vermont.....	117	150	214	310	340	30	1.9	0.6	0.8	1.2	1.5	1.6
Virginia.....	2,068	3,176	3,335	3,711	4,301	590	3.0	1.5	2.2	2.2	2.2	2.3
Washington.....	1,064	2,057	2,206	2,562	2,592	30	0.2	0.9	1.5	1.6	1.6	1.5
West Virginia.....	387	573	501	427	642	215	8.5	1.1	1.6	1.4	1.1	1.7
Wisconsin.....	939	1,377	1,405	1,735	1,645	-90	-1.1	0.8	1.1	1.1	1.3	1.2
Wyoming.....	118	175	173	234	256	22	1.8	0.8	1.2	1.1	1.3	1.3

1. The all-U.S.-establishment data used in calculating these percentages are from the economic censuses.

**Table F. Employment of Foreign-Owned Establishments,
by State, 1987, 1992, 1997, 2002, and 2007**

State	Thousands of employees						Percent change 2002-2007 (annual rate)	Foreign-owned employees as a share of all U.S. private industry employment ¹				
	1987	1992	1997	2002	2007	Change 2002- 2007		1987	1992	1997	2002	2007
Total	3,228.9	4,944.2	5,195.9	5,895.7	5,697.8	-197.9	-0.7	3.7	5.8	5.6	5.4	4.9
Alabama.....	35.4	61.7	63.3	83.7	79.3	-4.4	-1.1	3.0	4.8	4.5	5.5	4.9
Alaska.....	6.4	12.2	9.5	14.7	13.7	-1.0	-1.4	4.6	7.8	5.2	6.8	5.5
Arizona.....	49.5	56.3	55.9	64.8	72.9	8.1	2.4	4.4	4.8	3.6	3.8	3.2
Arkansas.....	20.4	29.1	29.7	33.3	32.7	-0.6	-0.4	3.1	4.0	3.6	3.6	3.4
California.....	375.7	581.7	585.1	673.7	618.5	-55.2	-1.7	3.7	5.8	5.6	5.3	4.6
Colorado.....	32.6	64.5	79.2	84.5	83.6	-0.9	-0.2	2.8	5.3	5.2	4.3	4.1
Connecticut.....	56.0	88.5	99.6	125.3	102.5	-22.8	-3.9	3.8	6.9	7.7	8.3	6.8
Delaware.....	35.2	41.9	16.2	32.1	30.9	-1.2	-0.8	12.9	15.0	5.2	8.7	8.2
District of Columbia.....	8.2	13.6	9.6	13.6	19.1	5.5	7.0	2.1	4.3	3.7	3.9	4.7
Florida.....	108.0	202.3	246.0	315.4	250.6	-64.8	-4.5	2.6	4.7	5.0	5.1	3.5
Georgia.....	114.1	162.6	186.3	198.9	216.4	17.5	1.7	5.0	6.8	6.6	6.2	6.2
Hawaii.....	26.2	53.8	47.8	35.1	32.4	-2.7	-1.6	7.2	13.1	13.0	8.4	6.5
Idaho.....	4.5	10.0	12.3	12.3	13.2	0.9	1.4	1.8	3.3	3.3	2.8	2.5
Illinois.....	156.6	274.9	260.8	286.2	277.4	-8.8	-0.6	3.7	6.5	5.8	5.7	5.3
Indiana.....	61.8	122.1	124.5	153.4	153.8	0.4	0.1	3.2	6.1	5.7	6.3	6.1
Iowa.....	18.7	33.2	33.8	41.5	43.2	1.7	0.8	2.1	3.6	3.4	3.5	3.5
Kansas.....	17.0	28.4	42.6	37.1	53.7	16.6	7.7	2.1	3.5	4.6	3.5	4.7
Kentucky.....	37.6	71.2	89.9	95.9	95.3	-0.6	-0.1	3.6	6.4	7.1	6.8	6.4
Louisiana.....	50.9	64.4	54.9	53.0	44.8	-8.2	-3.3	4.3	5.2	4.1	3.5	2.8
Maine.....	20.9	21.5	28.7	30.0	25.0	-5.0	-3.6	5.4	6.0	7.6	6.3	5.2
Maryland.....	54.2	79.1	91.3	110.5	101.1	-9.4	-1.8	3.2	5.1	5.5	5.5	4.7
Massachusetts.....	91.5	127.6	175.7	201.1	185.1	-16.0	-1.6	3.3	5.5	7.3	7.0	6.4
Michigan.....	93.8	147.5	166.9	224.5	179.2	-45.3	-4.4	2.9	4.8	4.9	6.0	5.0
Minnesota.....	34.8	89.2	76.6	93.1	100.4	7.3	1.5	2.1	5.3	4.0	4.1	4.2
Mississippi.....	16.9	21.2	22.5	25.2	23.6	-1.6	-1.3	2.6	3.1	2.8	2.9	2.6
Missouri.....	50.2	77.6	83.6	96.7	89.0	-7.7	-1.6	2.7	4.3	4.3	4.3	3.8
Montana.....	3.0	4.9	3.5	4.7	6.2	1.5	5.7	1.5	2.4	1.5	1.6	1.8
Nebraska.....	7.1	17.4	19.2	19.4	23.0	3.6	3.5	1.4	3.2	3.1	2.7	3.0
Nevada.....	9.9	20.6	20.5	35.7	47.7	12.0	6.0	2.3	3.9	2.8	3.8	4.0
New Hampshire.....	18.2	28.1	31.6	41.1	39.5	-1.6	-0.8	4.2	7.3	7.2	7.8	7.3
New Jersey.....	178.6	251.5	212.1	255.8	272.3	16.5	1.3	5.8	8.9	7.2	7.3	7.6
New Mexico.....	14.0	13.1	12.1	12.8	18.4	5.6	7.5	3.6	3.2	2.6	2.3	3.0
New York.....	335.1	412.0	411.3	463.0	408.1	-54.9	-2.5	4.9	7.1	7.2	6.4	5.7
North Carolina.....	136.3	190.5	225.0	218.9	221.5	2.6	0.2	5.7	7.6	8.0	7.0	6.5
North Dakota.....	1.6	3.4	4.0	7.4	9.0	1.6	4.0	0.9	2.0	2.0	3.0	3.2
Ohio.....	129.4	212.8	241.5	239.4	241.3	1.9	0.2	3.3	5.6	5.8	5.2	5.2
Oklahoma.....	27.7	45.7	32.1	37.8	38.9	1.1	0.6	3.2	5.1	3.3	3.3	3.1
Oregon.....	24.4	40.8	47.7	52.0	45.5	-6.5	-2.6	2.8	4.3	4.2	4.1	3.2
Pennsylvania.....	167.4	235.7	234.9	271.9	270.0	-1.9	-0.1	3.9	5.9	5.8	5.7	5.5
Rhode Island.....	11.0	13.9	20.8	24.7	26.0	1.3	1.0	2.8	4.3	6.4	6.2	6.3
South Carolina.....	65.8	101.9	118.8	134.1	111.8	-22.3	-3.6	5.9	8.7	8.9	9.0	7.2
South Dakota.....	1.5	4.7	4.3	4.9	6.9	2.0	7.1	0.8	2.3	1.8	1.7	2.2
Tennessee.....	74.6	121.6	139.8	136.8	128.3	-8.5	-1.3	4.5	6.8	6.9	6.2	5.5
Texas.....	218.0	335.1	344.4	370.2	427.4	57.2	2.9	4.0	5.9	5.2	4.8	4.9
Utah.....	11.3	22.9	34.5	35.2	36.1	0.9	0.5	2.3	4.0	4.7	4.1	3.5
Vermont.....	6.2	7.7	9.1	13.5	12.0	-1.5	-2.3	3.1	4.1	4.7	5.5	4.8
Virginia.....	84.4	123.2	142.0	150.8	158.2	7.4	1.0	4.1	5.8	6.0	5.3	5.2
Washington.....	42.4	80.1	80.8	90.7	94.0	3.3	0.7	2.9	4.8	4.4	4.3	3.9
West Virginia.....	25.1	34.8	27.1	24.2	23.2	-1.0	-0.8	5.6	8.0	5.9	4.5	4.2
Wisconsin.....	55.0	80.9	80.1	106.4	86.2	-20.2	-4.1	3.2	4.4	4.0	4.6	3.6
Wyoming.....	3.4	4.7	6.6	8.7	9.0	0.3	0.7	2.8	3.7	4.2	4.8	4.1

1. The all-U.S.-establishment data used in calculating these percentages are from the economic censuses

The industry classifications are based on the definitions in the 2007 revision to the *North American Industry Classification Manual* (NAICS). In NAICS, an industry is generally defined as a group of establishments that have similar production processes ([table G](#)).

Table G. Employment of U.S. Affiliates, Industry of BEA Enterprise by Industry of Census Bureau Establishment, 2007—Continues

Industry of BEA enterprise	BEA enterprise data for linked affiliates	Census Bureau establishment data for linked affiliates						
		Total employment by industry of BEA enterprise	Industry of establishment					
			Mining	Utilities	Construction	Manufacturing		
						Total	Of which:	
							Food	Beverages and tobacco products
	(1)	(2)	(3)	(4)	(5)	(6)	(7)	(8)
All industries	5,894.0	5,697.8	99.3	32.8	131.9	1,598.2	112.8	28.2
Mining	79.7	72.9	46.5	b	2.7	6.0	*	*
Utilities	33.7	32.8	b	28.4	g	0.5	*	*
Construction.....	83.5	78.3	1.9	c	60.7	6.6	*	*
Manufacturing	2,148.5	2,094.6	22.4	0.6	47.9	1,396.5	108.5	27.2
Of which:								
Food	158.2	152.4	*	*	*	108.8	103.9	*
Beverage and tobacco products...	62.1	55.7	*	*	*	29.6	g	k
Paper	47.0	45.6	*	a	*	40.4	*	a
Printing and related support activities	32.3	30.1	*	*	*	28.2	*	*
Petroleum and coal products.....	36.5	37.2	i	e	*	11.1	*	*
Chemical products	312.3	306.4	0.7	*	*	150.4	1.6	*
Plastics and rubber products.....	134.8	130.6	b	b	a	88.5	0.5	*
Nonmetallic mineral products.....	168.2	164.6	13.1	*	14.4	106.4	0.2	*
Primary metal.....	88.6	89.1	e	*	g	81.4	*	*
Fabricated metal products.....	85.1	85.8	b	c	h	67.4	*	*
Machinery.....	220.8	230.2	f	*	21.4	132.8	b	*
Computer and electronic products	137.5	131.4	*	*	4.3	74.6	b	*
Electrical equipment products.....	72.9	71.2	*	b	2.0	52.3	*	*
Transportation equipment.....	479.0	456.0	*	*	f	342.0	*	*
Wholesale trade	664.9	646.6	23.3	0.2	14.3	151.6	g	f
Retail trade	557.7	536.4	*	*	b	3.3	a	*
Transportation and warehousing.....	246.5	234.8	f	*	*	5.0	*	*
Information.....	318.4	313.8	*	*	*	6.8	*	*
Finance and insurance	418.9	415.8	*	e	*	*	*	*
Of which:								
Depository credit intermediation	133.4	133.4	*	*	*	*	*	*
Insurance.....	136.8	132.4	*	*	*	*	*	*
Real estate and rental leasing	35.7	37.7	*	*	f	e	a	a
Professional, scientific, and technical services	240.4	234.1	2.2	f	2.9	5.3	a	*
Accommodation and food services.....	347.2	346.7	*	*	b	g	g	*
Other	718.8	653.3	g	g	1.1	14.2	*	*

* Between 1 and 49 employees

NOTE: The following ranges are given in employment cells that are suppressed: a—0 to 19; b—20 to 99; c—100 to 249; e—250 to 499; f—500 to 999; g—1,000 to 2,499; h—2,500 to 4,999; i—5,000 to 9,999; j—10,000 to 24,999; k—25,000 to 49,999; l—50,000 to 99,999; m—100,000 or more.

Comparing 2007 Data With the Previously Published Data

The industry data for 2007 are comparable with the data for 2002, with only a few minor exceptions. However, because industry definitions have changed over the years, comparing industry data for 2002 or 2007 with data for earlier years should be done cautiously.

**Table G. Employment of U.S. Affiliates, Industry of BEA Enterprise
by Industry of Census Bureau Establishment, 2007—Continues**

Industry of BEA enterprise	Census Bureau establishment data for linked affiliates							
	Industry of establishment							
	Manufacturing							
	<i>Of which:</i>							
	Paper	Printing and related support activities	Petroleum and coal products	Chemical products	Plastics and rubber products	Non-metallic mineral products	Primary Metals	Fabricated metal products
	(9)	(10)	(11)	(12)	(13)	(14)	(15)	(16)
All industries	45.4	34.7	21.6	173.3	101.3	99.4	85.7	110.7
Mining	*	*	*	0.8	*	0.6	0.8	0.4
Utilities	*	*	*	*	*	*	*	*
Construction.....	g	*	f	*	*	1.4	c	0.6
Manufacturing	42.1	28.0	12.9	157.4	93.6	96.2	73.2	100.2
<i>Of which:</i>								
Food	*	*	*	4.0	0.3	0.4	*	0.1
Beverage and tobacco products...	*	*	*	*	*	c	*	*
Paper	35.5	c	*	e	2.2	*	b	0.2
Printing and related support activities	0.2	25.7	*	*	0.9	*	*	0.2
Petroleum and coal products.....	*	*	7.7	h	*	*	f	*
Chemical products	0.6	b	1.4	132.3	2.3	1.2	0.9	0.7
Plastics and rubber products.....	2.4	0.4	b	4.1	58.9	f	0.1	7.0
Nonmetallic mineral products	0.2	*	3.7	1.3	3.2	87.4	1.8	1.7
Primary metal	f	*	*	0.5	g	0.1	61.9	11.6
Fabricated metal products.....	*	e	*	0.4	5.8	f	2.0	43.1
Machinery.....	*	*	b	3.0	1.4	1.6	2.2	10.4
Computer and electronic products	0.3	f	*	1.0	f	b	0.4	1.5
Electrical equipment products.....	*	*	*	*	0.1	0.2	f	3.5
Transportation equipment.....	*	*	*	1.4	14.3	3.6	2.7	19.2
Wholesale trade	f	f	i	10.4	7.4	0.8	9.1	7.6
Retail trade	*	*	*	2.4	*	*	*	*
Transportation and warehousing.....	*	*	*	*	*	*	*	*
Information.....	*	5.5	*	a	*	*	*	*
Finance and insurance	*	*	*	*	*	*	*	*
<i>Of which:</i>								
Depository credit intermediation	*	*	*	*	*	*	*	*
Insurance.....	*	*	*	*	*	*	*	*
Real estate and rental leasing	*	b	*	*	*	*	b	*
Professional, scientific, and technical services	*	c	a	g	*	*	f	c
Accommodation and food services.....	*	*	*	*	*	*	*	*
Other	*	0.2	*	b	0.3	0.3	g	g

* Between 1 and 49 employees

NOTE: The following ranges are given in employment cells that are suppressed: a—0 to 19; b—20 to 99; c—100 to 249; e—250 to 499; f—500 to 999; g—1,000 to 2,499; h—2,500 to 4,999; i—5,000 to 9,999; j—10,000 to 24,999; k—25,000 to 49,999; l—50,000 to 99,999; m—100,000 or more.

The 2007 NAICS reflects minor revisions to the 2002 NAICS. The 2007 NAICS introduced two new industries—Biotech Research and Development (NAICS 541711) and Executive Search Services (NAICS 561312)—and several industries in the information sector were consolidated—Paging into Wireless Telecommunication Carriers, Cable Program Distribution and most Internal Service Providers (ISPs) into Wired Telecommunication Carriers, and Web Search Portals into Internet Publishing and Broadcasting. Real Estate Investment Trusts (REITs) were

Table G. Employment of U.S. Affiliates, Industry of BEA Enterprise by Industry of Census Bureau Establishment, 2007—Continues

Industry of BEA enterprise	Census Bureau establishment data for linked affiliates							
	Industry of establishment							
	Manufacturing				Whole-sale trade	Retail trade	Transportation and warehousing	Information
	Of which:							
	Machinery	Computer and electronic products	Electrical equipment and appliance	Transportation equipment				
	(17)	(18)	(19)	(20)	(21)	(22)	(23)	(24)
All industries	142.8	134.5	66.7	331.8	546.5	585.5	283.1	270.5
Mining	3.1	0.1	*	*	1.3	*	1.8	a
Utilities	0.5	*	*	*	0.1	c	g	a
Construction	1.1	*	*	*	0.7	b	b	c
Manufacturing	121.7	101.4	56.7	283.3	215.2	42.5	19.4	7.4
Of which:								
Food	*	*	*	*	14.7	1.7	1.5	0.5
Beverage and tobacco products ..	*	*	*	*	12.0	h	e	*
Paper	1.0	*	*	0.4	1.6	*	0.3	b
Printing and related support activities	0.1	*	0.1	*	f	*	*	f
Petroleum and coal products	*	*	*	*	3.5	h	0.5	f
Chemical products	1.3	2.9	0.4	g	59.4	4.4	1.1	e
Plastics and rubber products	1.8	c	*	5.2	i	j	f	c
Nonmetallic mineral products	0.9	1.1	1.5	1.6	9.9	4.6	1.9	*
Primary metal	1.9	e	1.2	0.7	4.3	b	0.1	a
Fabricated metal products	6.5	0.5	0.8	4.2	7.9	b	e	*
Machinery	89.3	6.4	8.5	7.7	30.7	e	1.5	0.7
Computer and electronic products	2.5	57.4	6.5	1.2	17.0	a	3.6	h
Electrical equipment products	2.8	9.0	34.9	1.1	8.5	b	0.8	a
Transportation equipment	13.0	20.5	2.8	259.9	23.3	0.7	5.6	0.5
Wholesale trade	14.7	28.8	i	43.1	284.3	57.8	11.6	14.1
Retail trade	a	*	*	a	10.5	468.5	16.6	0.3
Transportation and warehousing	*	0.2	*	4.8	3.5	*	210.1	1.3
Information	*	g	*	*	9.8	9.9	4.2	233.9
Finance and insurance	*	*	*	*	b	0.1	a	0.4
Of which:								
Depository credit intermediation	*	*	*	*	b	a	*	a
Insurance	*	*	*	*	a	*	a	c
Real estate and rental leasing	*	*	*	0.2	1.0	*	0.1	e
Professional, scientific, and technical services	f	0.7	e	0.2	3.7	0.1	1.5	10.4
Accommodation and food services	a	*	*	a	a	5.6	0.2	b
Other	f	g	g	0.1	16.5	0.8	16.4	2.3

* Between 1 and 49 employees

NOTE: The following ranges are given in employment cells that are suppressed: a—0 to 19; b—20 to 99; c—100 to 249; e—250 to 499; f—500 to 999; g—1,000 to 2,499; h—2,500 to 4,999; i—5,000 to 9,999; j—10,000 to 24,999; k—25,000 to 49,999; l—50,000 to 99,999; m—100,000 or more.

dispersed and mostly moved from the Finance and Insurance (NAICS 52) sector to Real Estate (NAICS 53). Some six-digit industries in manufacturing were also consolidated.¹⁰

10. A comparison of the 2007 and 2002 NAICS is available on the Census Bureau Web site, <https://www.census.gov/eos/www/naics/concordances/concordances.html>.

Table G. Employment of U.S. Affiliates, Industry of BEA Enterprise by Industry of Census Bureau Establishment, 2007—Table Ends

Industry of BEA enterprise	Census Bureau establishment data for linked affiliates							BEA enterprise data less Census Bureau establishment data (col. 1 – col. 2)
	Industry of establishment							
	Finance and insurance			Real estate and rental and leasing	Pro-fessional, scientific and technical services	Accom-modation and food service	Other	
	Total	Of which:						
		Deposi-tory credit inter-mediation	Insur-ance					
	(25)	(26)	(27)	(28)	(29)	(30)	(31)	(32)
All industries	420.3	145.8	126.2	42.6	338.2	354.3	994.7	196.2
Mining	b	*	*	3.0	2.9	e	8.3	6.7
Utilities	0.1	a	*	a	0.2	*	0.7	0.9
Construction.....	e	*	c	0.8	3.3	b	3.6	5.2
Manufacturing	7.7	*	0.5	1.9	97.3	1.5	234.3	54.0
Of which:								
Food	e	*	e	c	1.0	1.2	22.4	5.8
Beverage and tobacco products...	*	*	*	*	0.6	b	9.2	6.4
Paper.....	*	a	*	a	0.2	c	2.9	1.4
Printing and related support activities	a	*	*	*	b	*	f	2.3
Petroleum and coal products.....	a	*	*	b	g	*	i	–0.8
Chemical products	b	*	b	0.1	32.9	*	57.0	5.9
Plastics and rubber products.....	c	*	*	*	g	b	10.0	4.2
Nonmetallic mineral products	b	*	*	0.1	0.9	b	13.1	3.6
Primary metal.....	b	*	*	b	0.2	*	1.6	–0.5
Fabricated metal products.....	a	*	*	c	2.6	*	3.9	–0.7
Machinery.....	1.0	*	*	0.2	11.5	*	29.2	–9.4
Computer and electronic products	a	*	a	f	15.0	b	12.3	6.1
Electrical equipment products	a	*	a	*	3.4	*	4.1	1.7
Transportation equipment.....	i	b	c	c	24.9	*	52.4	23.0
Wholesale trade.....	3.5	b	0.1	1.4	20.4	0.5	63.5	18.4
Retail trade	b	*	*	0.4	0.9	i	28.4	21.3
Transportation and warehousing.....	b	*	a	b	3.2	b	10.6	11.8
Information	g	*	b	c	24.9	c	22.8	4.7
Finance and insurance	398.2	145.7	119.9	2.1	8.9	c	5.5	3.1
Of which:								
Depository credit intermediation	133.2	128.5	1.1	b	b	*	0.1	*
Insurance.....	127.8	*	116.2	f	1.7	c	1.8	4.4
Real estate and rental leasing	0.3	*	*	26.3	0.6	5.8	2.3	–2.0
Professional, scientific, and technical services	h	b	g	h	165.4	e	33.4	6.3
Accommodation and food services	b	*	b	0.2	0.8	320.0	17.5	0.5
Other.....	4.1	*	3.9	2.4	9.5	17.8	563.8	65.5

* Between 1 and 49 employees

NOTE: The following ranges are given in employment cells that are suppressed: a—0 to 19; b—20 to 99; c—100 to 249; e—250 to 499; f—500 to 999; g—1,000 to 2,499; h—2,500 to 4,999; i—5,000 to 9,999; j—10,000 to 24,999; k—25,000 to 49,999; l—50,000 to 99,999; m—100,000 or more.

The 2002 NAICS included significant revisions within construction and retail trade and a number of revisions for retail trade and information sectors. Additionally, the 2002 NAICS included enterprise support establishments (that functioned primarily to support the activities of their company's operating establishments, such as a warehouse or a research and development laboratory) in the industry (sector) that reflects their activities (such as warehousing). In the 1997 NAICS, these establishments were termed "auxiliaries," and data for them were excluded from industry totals but were shown separately in the category "Auxiliaries, except managing offices." In both the 1997 and the 2002 NAICS, corporate, subsidiary, and regional managing offices are classified in NAICS sector 55 "Management of companies and enterprises."

The 1987–92 data on foreign-owned establishments were classified by industry on the basis of 1987 Standard Industrial Classification (SIC). In the SIC, classification is based on the production processes in some industries and on the type of products in others. At the highest level of aggregation, the 10 industry divisions in the SIC were replaced by 20 industry groups—or sectors—in the NAICS, and several of these sectors do not correspond directly to the SIC industry divisions. For example, the NAICS information sector consists of industry groups from several SIC industry divisions.¹¹

Particular care should be taken when comparing SIC-based data in the 1987–1992 and 1997 establishment data publications and the NAICS data in the 1997, 2002 and 2007 establishment data publications for retail trade, wholesale trade, and manufacturing. In NAICS, retail trade, wholesale trade and manufacturing are sector titles and the SIC, they are division titles, but they consist of somewhat different groups of industries. For example, in NAICS, manufacturing includes several industries—such as bakeries, candy stores where candy is made on the premises, custom tailors, makers of custom draperies, and tire retreading—that are not included in manufacturing in the SIC. Conversely, the NAICS manufacturing sector does not cover logging and portions of publishing that are included in manufacturing in the SIC ([charts 2](#) and [3](#)).

Definitions

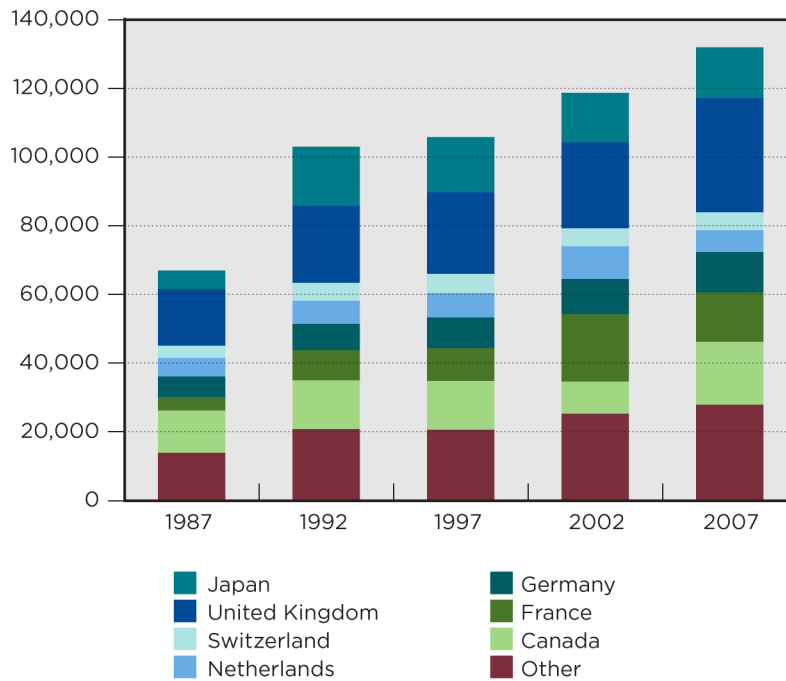
The definitions used in this publication are the same as those used in the 2007 Economic Census, but in some cases, the title of the corresponding census definition differs or contains more detail.

Beginning with data for 2007, the Census Bureau began publishing data from the economic censuses online only. The data are now available on the Census Bureau's Web site in their American Fact Finder Search Engine.¹²

11. For example, the NAICS information sector includes publishing, which is included in the SIC manufacturing division, and motion picture and sound recording industries and information and data processing services, which are included in the SIC services division. For details on the differences between the NAICS and the SIC classifications, see *Concordances* on the [Census Bureau Web site](#).

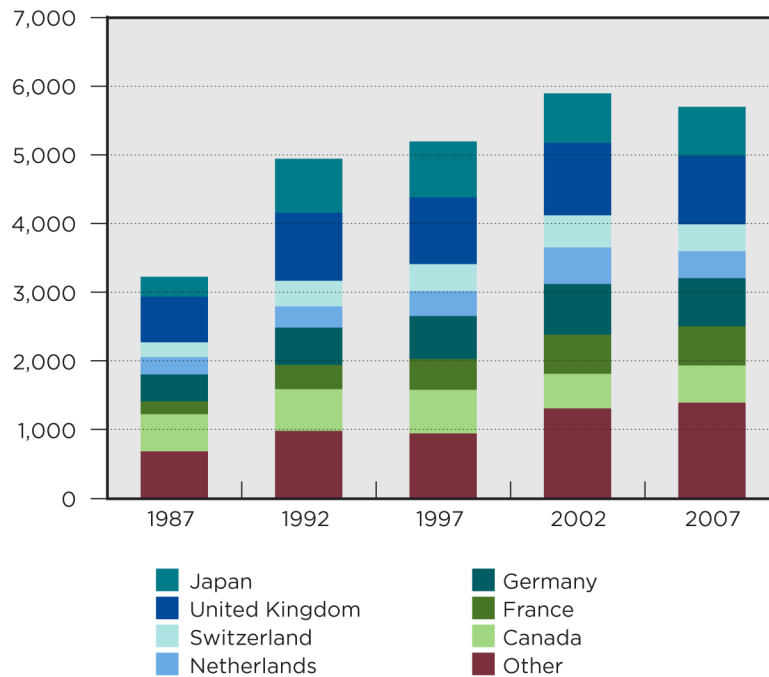
12. The list of topics in American Fact Finder is available on the Census Bureau Web site http://www.census.gov/econ/census/data/all_topics.html.

Chart 2. Number of Foreign-Owned Establishments, by Selected Country of UBO 1987, 1992, 1997, 2002, 2007



U.S. Bureau of Economic Analysis

Chart 3. Employment of Foreign-Owned Establishments, by Selected Country of UBO 1987, 1992, 1997, 2002, 2007



U.S. Bureau of Economic Analysis

Auxiliary establishments

Auxiliary establishments are central administrative offices of companies with more than one establishment. A central administrative office is an establishment primarily engaged in management, general administrative, and support functions performed centrally for other establishments in the same company. Support functions include research, development, and testing; warehousing and storage; maintenance and repair; and other miscellaneous services. Managing offices are included in NAICS sector 55, "Management of companies and enterprises." All other auxiliary establishments are included in the industry and sector that reflects their activity.

Capital expenditures on buildings and other structures

Statistics on capital expenditures for buildings and other structures are presented for manufacturing establishments in table M1.4.

This item represents the total capital expenditures reported by establishments in operation and any plants under construction. These data include expenditures for permanent additions and major alterations to manufacturing and mining establishments.

These data exclude expenditures for land and mineral rights and cost of maintenance and repairs charged as current operating expenses.

Capital expenditures on machinery and equipment

Statistics on capital expenditures for buildings and other structures are presented for manufacturing establishments in table M1.4.

This item represents the total capital expenditures for new and used machinery and equipment reported by establishments in operation and any plants under construction.

These data include expenditures for:

- New and used machinery and equipment used for replacement and additions to plant capacity if they are of the type for which depreciation or depletion are ordinarily maintained. For manufacturing establishments, these data are broken down into three types:
- Automobiles, trucks, etc. for highway use. These include vehicles acquired under a lease-purchase agreement and exclude vehicles leased or normally designed to transport materials, property, or equipment on mining, construction, petroleum development, and similar projects. These vehicles are of such size or weight as to be normally restricted by state laws or regulations from operating on public highways. Excluded are purchases of vehicles that are purchased by a company for highway use.

- Computers and peripheral data processing equipment. This item includes all purchases of computers and related equipment.
- All other expenditures for machinery and equipment excluding automobiles and computer equipment.
- Computer software used in production.

Capital expenditures include work done by contract, as well as by the establishment's own workforce.

Cost of materials

Statistics on cost of materials are presented for manufacturing establishments in table M1.5.

This term refers to direct charges actually paid or payable for items consumed or put into production during the year, including freight charges and other direct charges incurred by the establishment in acquiring these materials. It includes the cost of materials or fuel consumed, whether purchased by the individual establishment from other companies, transferred to it from other establishments of the same company, or withdrawn from inventory during the year.

Included in this item are

- Cost of parts, components, containers, etc. Includes all raw materials, semifinished goods, parts, containers, scrap, and supplies put into production or used as operating supplies and for repair and maintenance during the year.
- Cost of products bought and sold in the same condition.
- Cost of fuels consumed for heat and power.
- Cost of purchased electricity.
- Cost of contract work. This term applies to work done by others on materials furnished by the manufacturing establishment. The actual cost of the material is to be reported on the cost of materials, parts, and containers line of this item. The term "contract work" refers to the fee a company pays to another company to perform a service.

The aggregate of the cost of materials and value of shipments figures for industry groups and for all manufacturing industries includes large amounts of duplication since the products of some industries are used as materials by others.

Cost of purchased fuels and electricity

Statistics on cost of purchased fuels and electricity are presented for manufacturing establishments in table M1.5.

Cost of fuels includes the cost of materials or fuel consumed, whether purchased by the individual establishment from other companies, transferred to it from other establishments of the same company, or withdrawn from inventory during the year.

Cost and quantity of purchased electricity represents the amount actually used during the year for heat and power.

Employees

Paid employees consist of full- and part-time employees. Included are employees on paid sick leave, paid holidays, and paid vacations. Not included are full- and part-time leased employees whose payroll was filed under an employee leasing company's Employer Identification Number (EIN), and temporary staffing obtained from a staffing service.

In all industries except construction and manufacturing, the number of employees is the number of full-time and part-time employees who were on the payroll in the pay period including March 12.

For construction, the number of employees is the average number of all full-time and part-time employees on the payroll for the four pay periods including the 12th of March, June, September, and December. For manufacturing, the number of employees is the average number of all full-time and part-time production workers on the payroll for the four pay periods including the 12th of March, May, August, and November plus the number of other full-time and part-time employees on the payroll for the pay period including March 12.

Employees include salaried officers and executives of corporations; they exclude proprietors and partners of unincorporated businesses.

The number of employees for foreign-owned establishments differs somewhat from that for U.S. affiliates in the BEA enterprise data because of differences in the date at which employment is measured. In the enterprise data, the number of employees is the number of full-time and part-time employees who were on the payroll at the end of the enterprise's fiscal year.

Establishment

An establishment is a single physical location where business is conducted or where services or industrial operations are performed. The data cover every establishment that has one or more paid employees some time during 2007. The number of establishments is the number that was in business at any time during 2007 (regardless of their status at the beginning or end of the year).

Gross book value of depreciable assets

Statistics on gross book value of assets are presented for manufacturing establishments in table M1.4.

The gross book value is the value of depreciable assets at original purchase cost including all costs incurred in making the assets usable (such as transportation and installation). Included are all buildings, structures, machinery, and equipment (production, office, and transportation equipment) for which depreciation reserves are maintained. Computer software used in production is also included. Excluded are nondepreciable capital assets including inventories and intangible assets, such as timber and mineral rights.

The definition of fixed depreciable assets is consistent with the definition of capital expenditures. For example, expenditures include actual capital outlays during the year rather than the final value of equipment put in place and buildings completed during the year.

Accordingly, the value of assets at the end of the year includes the value of construction in progress.

In addition, respondents were requested to make certain that assets at the beginning of the year plus capital expenditures, less retirements, equaled assets at the end of the year.

Inventories

Statistics on inventories are presented for manufacturing establishments in table M1.6.

Values of Inventories were collected at the beginning and end of the year and valued at cost or market.

Total inventories and three detailed components—finished goods, work-in-process, and materials, supplies, fuels, etc.—were collected.

Materials inventories refer to goods that are raw inputs to the manufacturing process that will be substantially altered to produce an establishment's output. Work-in-process inventories refer to goods that have been substantially transformed in the manufacturing process, but that are not yet the final output of the establishment. Finished goods are goods that represent the final output of the establishment, but that are still within ownership of the establishment.

Labor costs

Statistics on labor costs are presented for manufacturing establishments in table M1.3.

Labor costs are the employer's costs for social security tax, unemployment tax, workers' compensation insurance, state disability insurance pension plans, stock purchase plans, union-negotiated benefits, life insurance premiums, and insurance premiums on hospital and medical plans for employees. Also included are the employer's costs for benefits to individual employees such as stock purchase plans, deferred profit-sharing plans, and defined benefit and defined contribution retirement plans. They exclude such items as company-operated cafeterias,

in-plant medical services, free parking lots, discounts on employee purchases, and uniforms and work clothing for employees.

Other workers

Statistics on other workers are presented for manufacturing establishments in table M1.3.

Other workers are nonproduction employees of the establishment, including those engaged in factory supervision above the line-supervisor level. Data on these workers are presented for manufacturing establishments. They include employees in the following activities: sales (including drivers and salespersons), sales delivery (highway truck drivers and their helpers), advertising, credit, collection, installation and servicing, clerical and routine office functions, executive, purchasing, financial, legal, personnel, professional, and technical. All employees engaged in the construction of major additions or alterations to the plant and used as a separate work force are included. (See definition of production workers.)

Payroll

Statistics on payroll are presented for manufacturing establishment in table M1.3.

Payroll is the gross earnings of all employees on the payrolls of operating manufacturing establishments paid in the calendar year. Respondents are told they could follow the definition of payrolls used for calculating the federal withholding tax. It includes all forms of compensation, such as salaries, wages, commissions, dismissal pay, bonuses, vacation and sick leave pay, and compensation in kind, prior to such deductions as employees' social security contributions, withholding taxes, group insurance, union dues, and savings bonds. The total includes salaries of officers of corporations; it excludes payments to proprietors or partners of unincorporated concerns. Also excluded are payments to members of Armed Forces and pensioners carried on the active payrolls of manufacturing establishments.

The census definition of payrolls is identical to that recommended to all federal statistical agencies by the Office of Management and Budget. It should be noted that this definition does not include employers' social security contributions or other nonpayroll labor costs, such as employees' pension plans, group insurance premiums, and workers' compensation.

Plant hours

Statistics on payroll are presented for manufacturing establishment in table M1.3.

Plant hours are all hours worked or paid for at the manufacturing plant, including actual overtime hours (not straight-time equivalent hours). They exclude hours paid for vacations, holidays, or sick leave when the employee is not at the establishment.

Production workers

Statistics on payroll are presented for manufacturing establishment in table M1.3.

Production workers are workers (up through the line-supervisor level) engaged in fabricating, processing, assembling, inspecting, receiving, storing, handling, packing, warehousing, shipping (but not delivering), maintenance, repair, janitorial and guard services, product development, auxiliary production for plant's own use (e.g., power plant), recordkeeping, and other services closely associated with these production operations at the establishment covered by the report. Employees above the working-supervisor level are excluded from this item.

Shipments or sales

Data on shipments or sales are presented for all industries covered by the 2007 Economic Census.

Definitions of shipments or sales by sector

Mining. The item shown is the value of “shipments and receipts.” Shipments include all products physically shipped from the establishment. Receipts include contract work done for others, excluding custom milling and the value of products bought and sold without further processing.

Utilities. The item shown is “revenue.” Revenue includes all business activities.

Construction. The item shown is the “value of construction work.” Construction work consists of the value of all work performed by general contractors, special trades contractors, and subcontractors and of land development and improvement work.

Manufacturing. The item shown is the value of “shipments.” Shipments covers the net selling values, f.o.b. plant (exclusive of freight and taxes), of all products shipped as well as miscellaneous receipts. Totals for value of shipments for major industry groups within manufacturing and for total manufacturing include large amounts of duplication because the products of some industries are used as materials by others. This duplication partly results from the combination of related industries that represent successive stages in the production of a finished manufactured product. Examples are the combination of flour mills and bakeries in the food group and of pulp mills and paper mills in the paper and allied products group.

Wholesale or retail trade. The item shown is “sales.” Sales includes sales of merchandise and receipts for delivery, installation, maintenance, repair, alteration, storage, equipment rental, and other services.

Transportation and warehousing. The item shown is “revenue.” Revenue includes all business activities including, commissions and fees for arranging the transportation of freight.

Finance and insurance. The item shown is “revenue.” Revenue includes net premiums earned by insurance carriers, commissions and fees from all sources, net investment income, interest, dividends, and the total value of service contracts, royalties, and dues and assessments from members.

Real estate and rental and leasing. The item shown is “revenue.” Revenue includes commissions and fees, rents, net investment income, interest, dividends, and royalties.

Information. The item shown is “receipts.” Receipts include income for services rendered and from sales of merchandise and royalties, license fees, and other payments from the marketing of intangible products.

Management of companies and enterprises. The item shown is “revenue” or “sales.” For holding companies, the item is revenue. Revenue primarily includes net investment income, interest, and dividends. For corporate, subsidiary, and regional managing offices the item is sales. Sales is defined as income received from sources outside the company.

Service sectors. The item shown is “receipts.” Receipts includes receipts for services rendered, for the leasing of facilities and equipment, and for the sale of merchandise by service establishments. It also includes the total value of service contracts, amounts received for work subcontracted to others, and dues and assessments from members and affiliates.

Accommodation and food services. The item shown is “sales.” Sales include sales from consumers for services rendered, from the use of facilities, and from merchandise sold.

Census Bureau shipments versus BEA sales

The shipments or sales measure shown here for foreign-owned establishments differs significantly from the “sales” measure in the BEA enterprise data for U.S. affiliates. Because the shipments or sales data shown here are based on data reported at the establishment level, they include the value of shipments or sales between establishments within the same enterprise, and the shipments or sales of the establishment to outsiders. The BEA sales measure excludes shipments or sales between establishments within an enterprise, because the BEA data are reported on a consolidated enterprise basis, and on this basis, only sales by the consolidated enterprise to outside individuals or firms are counted. As a result of this difference, the shipments or sales total for an enterprise obtained by summing across all establishments of the enterprise based on the Census Bureau data could be significantly higher than the sales total for the same enterprise based on the BEA data. Another difference is that like payroll data, the Census Bureau measure is on a calendar year basis while the BEA measure is on a fiscal year basis.

Value added by manufacture

Statistics on value added are presented for manufacturing establishments in multiple tables.

Value added by manufacture is derived by subtracting the cost of materials, supplies, containers, fuel, purchased electricity, and contract work from the value of shipments (products manufactured plus receipts for services rendered). The result of this calculation is adjusted by the addition of value added by merchandising operations (i.e., the difference between the sales value and the cost of merchandise sold without further manufacture, processing, or assembly) plus the net change in finished goods and work-in-process between the beginning and end of year inventories.

For those industries, such as seafood packaging, where value of production is collected instead of value of shipments, value added is adjusted only for the change in work-in-process inventories between the beginning and end of year. For those industries, such as shipbuilding, where value of work done is collected, the value added does not include an adjustment for the change in finished goods or work-in-process inventories.

Value added avoids the duplication in the figure for value of shipments that results from the use of products of some establishments as materials by others. Value added is considered to be the best value measure available for comparing the relative economic importance of different manufacturing industries and of manufacturing in different geographic areas.

Value added by manufacture and BEA's enterprise measure of value added are similar, but they differ in definition and in method of computation. BEA's value added measure is calculated as the sum of (1) factor incomes (that is, compensation of employees, profits, and net interest paid), (2) nonfactor income (that is, indirect business taxes), and (3) consumption of fixed capital (that is, depreciation). Value added by manufacture is calculated as the difference between the value of output (value of shipments and the change in finished goods and work-in-process inventories) and the cost of materials consumed. The two measures differ because purchased services are properly excluded from BEA value added but cannot be excluded from value added by manufacture because of limitations in the Census source data and because sales and excise and other indirect taxes are properly included in BEA value added but are excluded from value added by manufacture. Additionally, BEA value added properly reflects inventory change valued at replacement cost, whereas value added by manufacture reflects inventory change valued at book value.

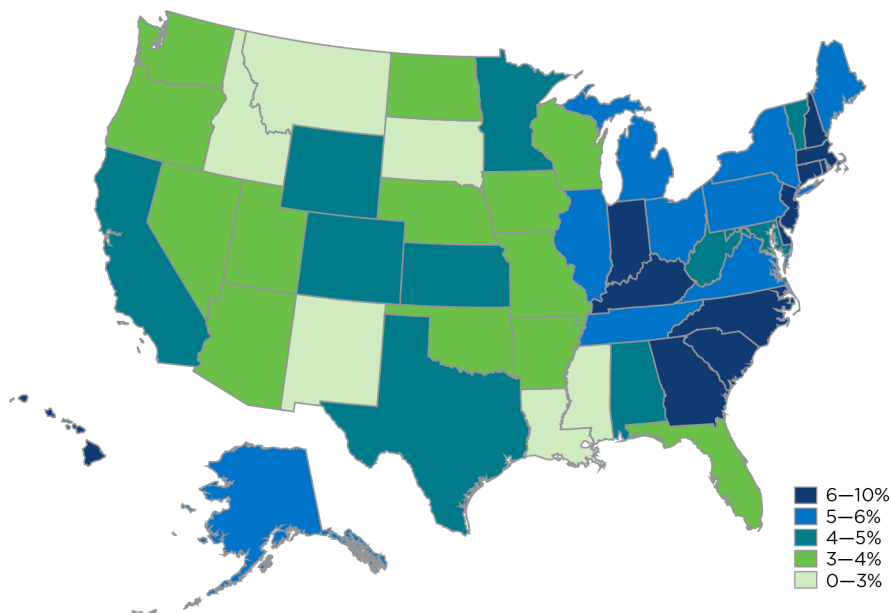
Confidentiality

The Census Bureau and BEA are prohibited by law from publishing data that disclose the identity of, or information reported by, individual companies. In this publication, data in each cell were tested to determine whether they should be suppressed to maintain confidentiality. The data on numbers of establishments

and their distribution by employment size class are not considered confidential, and these items are shown for countries, industries, and states. For employment of foreign-owned establishments, cells that are suppressed contain letter symbols indicating the employment size range for the cell. For all other items, suppressed cells are indicated by a “D”. Many tables in this publication present data in great detail by industry. In tables that cross-classify the detailed industry data by, for example, state or investing country, many cells may be suppressed. The large number of suppressed cells is an unavoidable consequence of distributing data for a relatively small number of companies among a large number of highly detailed categories while upholding the legal requirement to preserve the confidentiality of the data of individual companies ([chart 4](#)).

Chart 4. Employment of Foreign-Owned Establishments, by State

Share of Total Private Industry Employment by State in 2007



U.S. Bureau of Economic Analysis

General Notes to the Tables

- Detail may not add to totals. See the appendix for more information.
- The industries are those that were covered by the 2007 Economic Census (see the “Coverage” in the section on “Comparing BEA and Census data”).
- A “foreign-owned establishment” is an establishment that is owned by a U.S. affiliate of a foreign company. A U.S. affiliate is a U.S. business enterprise that is owned 10 percent or more, directly or indirectly, by a foreign person (in the broad, legal sense, including a company).
- For tables that do not show every industry or country, the industries or countries that are included in an industry group or a country group may be ascertained by looking at the list of nonmanufacturing industries in table A1.1, of manufacturing industries in table M1.1, and of countries in table A1.7 and in table M1.7.
- In tables that show data by industry,” industry” is defined as the industry of the establishment, unless otherwise noted.
- The European Union (27) comprises Austria, Belgium, Bulgaria, Cyprus, the Czech Republic, Denmark, Estonia, Finland, France, Germany, Greece, Hungary, Ireland, Italy, Latvia, Lithuania, Luxembourg, Malta, the Netherlands, Poland, Portugal, Romania, Slovakia, Slovenia, Spain, Sweden, and the United Kingdom.
- OPEC is the Organization of Petroleum Exporting Countries. Its members are Angola, Algeria, Indonesia, Iran, Iraq, Kuwait, Libya, Nigeria, Qatar, Saudi Arabia, the United Arab Emirates, and Venezuela.
- A UBO, or ultimate beneficial owner, is the person that ultimately owns or controls, and therefore ultimately derives the benefits from owning or controlling, a U.S. affiliate. More specifically, a UBO is that person, proceeding up a U.S. affiliate’s ownership chain, beginning with and including the foreign parent, that is not owned more than 50 percent by another person. A “foreign parent” is the first person outside the United States in a U.S. affiliate’s ownership chain that has a direct investment interest in the affiliate. Note that a UBO, unlike a foreign parent, may be a U.S. person. A U.S. affiliate (and its establishments) must, by definition, have a foreign parent (that is, a foreign person must own at least 10 percent of it), even though the UBO may be a U.S. person. (For example, if a British company directly owns a U.S. affiliate but itself is owned by a U.S. company, the affiliate’s foreign parent would be a British person, but its UBO would be a U.S. person.)

- In tables that show employment of foreign-owned establishments, letters represent the range of employment sizes that have been suppressed to avoid the disclosure of the data of individual companies; for example, a: 1 to 19 employees.
- An asterisk (*) indicates a nonzero value between –\$500,000 and \$500,000 or more than 0 percent but less than 0.05 percent.
- In tables that show inventories or gross book value of depreciable assets, the values shown are for the end of 2007, unless otherwise noted.

Abbreviations

(D) Data are suppressed to avoid the disclosure of the data individual companies.

HVAC Heating, ventilation, and air conditioning

kWh Kilowatt hours

n.a. Not available

NAICS North American Industry Classification

OPEC Organization of Petroleum Exporting Countries

UBO Ultimate beneficial owner

Table A1.1 Number, Employment, Payroll, and Shipments or Sales of Foreign-Owned and All U.S. Establishments, by Detailed Industry—Continues

NAICS code	Industry	Foreign-owned establishments				All U.S. establishments				Foreign-owned establishments as a percentage of all U.S. establishments ¹			
		Number of establishments	Number of employees	Millions of dollars		Number of establishments	Number of employees	Millions of dollars		Number of establishments	Number of employees	Payroll	Shipments or sales
				Payroll	Shipments or sales			Payroll	Shipments or sales				
	All industries	131,927	5,697,812	336,555	3,384,834	7,350,858	115,818,691	4,782,640	29,232,466	1.8	4.9	7.0	11.6
21	Mining	1,150	99,316	6,406	66,693	22,646	720,894	39,664	389,009	5.1	13.8	16.2	17.1
211	Oil and gas extraction	140	16,416	1,281	36,903	6,234	144,862	9,172	233,634	2.2	11.3	14.0	15.8
2111	Oil and gas extraction	140	16,416	1,281	36,903	6,234	144,862	9,172	233,634	2.2	11.3	14.0	15.8
21111	Oil and gas extraction	140	16,416	1,281	36,903	6,234	144,862	9,172	233,634	2.2	11.3	14.0	15.8
212	Mining, except oil and gas	770	38,217	2,333	19,593	6,474	211,413	11,626	85,872	11.9	18.1	20.1	22.8
2121	Coal mining	11	h	D	D	1,034	77,435	4,768	34,261	1.1	D	D	D
21211	Coal mining	11	h	D	D	1,034	77,435	4,768	34,261	1.1	D	D	D
2122	Metal ore mining	55	15,362	1,141	10,473	251	35,020	2,356	23,673	21.9	43.9	48.4	44.2
21221	Iron ore mining	4	g	D	D	20	4,985	381	2,954	20.0	D	D	D
21222	Gold ore and silver ore mining	27	8,293	649	5,173	127	12,028	852	6,134	21.3	68.9	76.1	84.3
21223	Copper, nickel, lead, and zinc mining	11	2,991	205	3,411	49	13,148	795	11,387	22.4	22.7	25.8	30.0
21229	Other metal ore mining	13	g	D	D	55	4,859	327	3,199	23.6	D	D	D
2123	Nonmetallic mineral mining and quarrying	704	j	D	D	5,189	98,958	4,502	27,937	13.6	D	D	D
21231	Stone mining and quarrying	393	10,039	484	4,158	2,653	53,827	2,386	15,169	14.8	18.7	20.3	27.4
21232	Sand, gravel, clay, and refractory mining	292	6,398	304	2,388	2,266	34,743	1,526	8,948	12.9	18.4	19.9	26.7
21239	Other nonmetallic mineral mining	19	g	D	D	270	10,388	590	3,820	7.0	D	D	D
213	Support activities for mining	240	44,683	2,791	10,197	9,938	364,619	18,867	69,503	2.4	12.3	14.8	14.7
2131	Support activities for mining	240	44,683	2,791	10,197	9,938	364,619	18,867	69,503	2.4	12.3	14.8	14.7
21311	Support activities for mining	240	44,683	2,791	10,197	9,938	364,619	18,867	69,503	2.4	12.3	14.8	14.7
22	Utilities	976	32,814	2,527	23,443	16,578	637,247	51,654	584,193	5.9	5.1	4.9	4.0
221	Utilities	976	32,814	2,527	23,443	16,578	637,247	51,654	584,193	5.9	5.1	4.9	4.0
2211	Electric power generation, transmission, and distribution	449	18,408	1,631	16,275	9,554	511,487	43,618	445,693	4.7	3.6	3.7	3.7
22111	Electric power generation	184	5,588	504	6,454	1,934	122,793	11,297	120,968	9.5	4.6	4.5	5.3
22112	Electric power transmission, control, and distribution	265	12,820	1,127	9,821	7,620	388,694	32,321	324,726	3.5	3.3	3.5	3.0
2212	Natural gas distribution	14	1,351	140	3,517	2,377	83,369	6,038	128,555	0.6	1.6	2.3	2.7
22121	Natural gas distribution	14	1,351	140	3,517	2,377	83,369	6,038	128,555	0.6	1.6	2.3	2.7
2213	Water, sewage, and other systems	513	13,055	756	3,651	4,647	42,391	1,998	9,944	11.0	30.8	37.8	36.7
22131	Water supply and irrigation systems	248	9,905	612	3,039	3,889	33,871	1,596	7,623	6.4	29.2	38.3	39.9
22132	Sewage treatment facilities	257	h	D	D	689	6,974	297	1,309	37.3	D	D	D
22133	Steam and air-conditioning supply	8	c	D	D	69	1,546	105	1,012	11.6	D	D	D
23	Construction	1,398	131,916	8,203	57,545	729,346	7,316,242	331,003	1,731,843	0.2	1.8	2.5	3.3
236	Construction of buildings	199	28,351	2,245	31,616	211,957	1,541,085	78,145	748,500	0.1	1.8	2.9	4.2
2361	Residential building construction	85	7,811	599	9,977	171,956	823,430	37,939	358,564	*	0.9	1.6	2.8
23611	Residential building construction	85	7,811	599	9,977	171,956	823,430	37,939	358,564	*	0.9	1.6	2.8
2362	Nonresidential building construction	114	20,540	1,646	21,639	40,000	717,655	40,206	389,937	0.3	2.9	4.1	5.5
23621	Industrial building construction	11	450	43	373	1,960	63,478	3,440	17,472	0.6	0.7	1.2	2.1
23622	Commercial building construction	103	20,090	1,603	21,265	38,040	654,178	36,766	372,465	0.3	3.1	4.4	5.7
237	Heavy and civil engineering construction	437	53,916	3,073	14,819	39,439	1,044,064	54,176	260,456	1.1	5.2	5.7	5.7
2371	Utility system construction	54	20,943	1,319	4,783	18,509	551,347	28,731	113,173	0.3	3.8	4.6	4.2
23711	Water and sewer system construction	23	4,440	279	1,404	10,857	199,098	9,621	48,132	0.2	2.2	2.9	2.9
23712	Oil and gas pipeline construction	17	4,854	380	1,079	1,986	159,637	9,005	30,978	0.9	3.0	4.2	3.5
23713	Power and communication system construction	14	11,649	660	2,300	5,666	192,612	10,104	34,063	0.2	6.0	6.5	6.8
2372	Land subdivision	14	617	17	113	6,462	56,593	3,068	22,874	0.2	1.1	0.6	0.5
23721	Land subdivision	14	617	17	113	6,462	56,593	3,068	22,874	0.2	1.1	0.6	0.5
2373	Highway, street, and bridge construction	347	25,539	1,218	7,865	10,809	367,435	18,660	106,598	3.2	7.0	6.5	7.4
23731	Highway, street, and bridge construction	347	25,539	1,218	7,865	10,809	367,435	18,660	106,598	3.2	7.0	6.5	7.4
2379	Other heavy construction	22	6,817	518	2,058	3,659	68,688	3,717	17,810	0.6	9.9	13.9	11.6
23799	Other heavy construction	22	6,817	518	2,058	3,659	68,688	3,717	17,810	0.6	9.9	13.9	11.6
238	Specialty trade contractors	762	49,649	2,886	11,110	477,950	4,731,093	198,682	722,887	0.2	1.0	1.5	1.5
2381	Building foundation and exterior contractors	97	4,699	261	1,302	108,265	1,136,533	42,996	161,493	0.1	0.4	0.6	0.8
23811	Poured concrete structure contractors	7	217	17	111	24,903	314,724	12,377	47,978	*	0.1	0.1	0.2
23812	Steel and precast concrete contractors	17	2,119	144	601	3,614	88,264	4,090	14,791	0.5	2.4	3.5	4.1
23813	Framing contractors	3	e	D	D	19,311	159,018	5,163	17,819	*	D	D	D
23814	Masonry contractors	8	163	9	36	23,648	232,315	8,251	27,110	*	0.1	0.1	0.1
23815	Glass and glazing contractors	45	g	D	D	5,285	57,601	2,630	10,720	0.9	D	D	D
23816	Roofing contractors	2	c	D	D	16,593	191,055	6,963	29,232	*	D	D	D
23819	Other building exterior contractors	15	f	D	D	5,018	43,946	1,952	6,779	0.3	D	D	D
2382	Building equipment contractors	498	35,097	2,147	7,645	171,872	1,967,379	92,463	313,184	0.3	1.8	2.3	2.4
23821	Electrical contractors	139	7,023	470	2,114	72,430	832,188	39,140	127,477	0.2	0.8	1.2	1.7
23822	Plumbing and HVAC contractors	67	7,857	301	1,161	92,572	992,734	45,871	161,230	0.1	0.8	0.7	0.7
23829	Other building equipment contractors	292	20,217	1,376	4,370	6,870	142,457	7,453	24,477	4.3	14.2	18.5	17.9
2383	Building finishing contractors	69	3,615	113	612	126,347	953,184	35,285	126,027	0.1	0.4	0.3	0.5
23831	Drywall and insulation contractors	43	g	D	D	21,013	321,249	12,837	43,324	0.2	D	D	D
23832	Painting and wall covering contractors	2	c	D	D	35,569	233,138	7,541	22,192	*	D	D	D
23833	Flooring contractors	13	e	D	D	14,555	84,656	3,352	15,702	0.1	D	D	D
23835	Finish carpentry contractors	10	823	14	85	37,276	172,682	6,203	26,244	*	0.5	0.2	0.3
23839	Other building finishing contractors	1	a	D	D	6,119	64,741	2,604	8,461	*	D	D	D
2389	Other specialty trade contractors	98	6,238	365	1,552	71,467	673,998	27,938	122,183	0.1	0.9	1.3	1.3
23891	Site preparation contractors	35	2,371	177	1,056	43,433	439,433	18,735	83,180	0.1	0.5	0.9	1.3
23899	All other specialty trade contractors	63	3,867	188	496	28,034	234,565	9,203	39,003	0.2	1.6	2.0	1.3
31-33	Manufacturing	10,176	1,598,163	84,851	1,019,472	332,536	13,395,670	613,769	5,319,456	3.1	11.9	13.8	19.2
42	Wholesale trade	16,308	546,451	39,937	1,273,280	434,983	6,227,389	336,207	6,515,709	3.7	8.8	11.9	19.5
423	Durable goods merchant wholesalers	11,619	375,020	26,643	729,129	254,975	3,618,805	206,819	2,898,092	4.6	10.4	12.9	25.2
4231	Motor vehicle and parts and supplies merchant wholesalers	1,092	44,523	3,098	291,206	26,905	393,094	17,521	670,930	4.1	11.3	17.7	43.4
42311	Automobile and other motor vehicle merchant wholesalers	195	16,654	1,563	223,531	7,273	130,015	6,774	486,935	2.7	12.8	23.1	45.9
42312	Motor vehicle supplies and new parts merchant wholesalers	550	20,420	1,197	56,768	15,182	214,127	8,832	154,999	3.6	9.5	13.6	36.6
42313	Tire and tube merchant wholesalers	338	7,276	333	10,809	2,365	32,607	1,411	25,757	14.3	22.3	23.6	42.0
42314	Motor vehicle parts (used) merchant wholesalers	9	173	6	99	2,085	16,345	504	3,239	0.4	1.1	1.2	3.1
4232	Furniture and home furnishing merchant wholesalers	203	6,487	314	4,032	14,494	175,451	8,112	92,478	1.4	3.7	3.9	4.4
42321	Furniture merchant wholesalers	66	1,347	63	999	6,838	75,564	3,559	39,023	1.0	1.8	1.8	2.6
42322	Home furnishing merchant wholesalers	137	5,140	250	3,032	7,656	99,887	4,553	53,454	1.8	5.1	5.5	5.7

See the note at the end of the table.

Table A1.1 Number, Employment, Payroll, and Shipments or Sales of Foreign-Owned and All U.S. Establishments, by Detailed Industry—Continues

NAICS code	Industry	Foreign-owned establishments				All U.S. establishments				Foreign-owned establishments as a percentage of all U.S. establishments ¹			
		Number of establishments	Number of employees	Millions of dollars		Number of establishments	Number of employees	Millions of dollars		Number of establishments	Number of employees	Payroll	Shipments or sales
				Payroll	Shipments or sales			Payroll	Shipments or sales				
4233	Lumber and other construction material merchant wholesalers.....	1,024	18,713	814	22,285	19,662	280,014	12,801	171,361	5.2	6.7	6.4	13.0
42331	Lumber, plywood, and wood panel merchant wholesalers.....	275	6,514	284	3,985	8,984	156,669	7,119	94,667	3.1	4.2	4.0	4.2
42332	Brick, stone, and construction material merchant wholesalers.....	395	4,881	244	11,377	4,107	42,817	1,908	30,089	9.6	11.4	12.8	37.8
42333	Roofing, siding, and insulation material merchant wholesalers.....	102	1,769	95	3,862	2,804	35,450	1,743	24,682	3.6	5.0	5.5	15.6
42339	Other construction material merchant wholesalers.....	252	5,549	190	3,061	3,767	45,078	2,032	21,923	6.7	12.3	9.4	14.0
4234	Professional and commercial equipment and supply merchant wholesalers	1,833	90,132	7,119	85,579	35,735	757,457	54,327	485,743	5.1	11.9	13.1	17.6
42341	Photo equipment and supply merchant wholesalers.....	63	5,562	472	10,786	1,062	18,427	1,280	19,038	5.9	30.2	36.9	56.7
42342	Office equipment merchant wholesalers.....	952	29,846	1,700	13,908	6,415	140,472	7,305	38,484	14.8	21.2	23.3	36.1
42343	Computer and peripheral equipment and software merchant wholesalers	427	28,910	2,847	38,097	11,545	307,187	26,197	253,909	3.7	9.4	10.9	15.0
42344	Other commercial equipment merchant wholesalers.....	23	1,236	70	516	4,444	50,948	2,346	19,753	0.5	2.4	3.0	2.6
42345	Medical, dental, and hospital equipment and supply merchant wholesalers.....	168	15,426	1,565	17,288	8,601	182,876	14,438	126,849	2.0	8.4	10.8	13.6
42346	Ophthalmic goods merchant wholesalers.....	130	6,418	259	3,214	1,288	24,228	960	8,799	10.1	26.5	27.0	36.5
42349	Other professional equipment and supply merchant wholesalers.....	70	2,734	206	1,770	2,380	33,319	1,801	18,911	2.9	8.2	11.4	9.4
4235	Metal and mineral (except petroleum) merchant wholesalers.....	552	14,655	976	47,493	11,310	165,857	9,322	227,048	4.9	8.8	10.5	20.9
42351	Metal service centers and other metal merchant wholesalers.....	515	14,100	921	45,048	10,831	161,430	8,920	209,203	4.8	8.7	10.3	21.5
42352	Coal and other mineral and ore merchant wholesalers.....	37	555	55	2,445	479	4,427	402	17,845	7.7	12.5	13.7	13.7
4236	Electrical goods merchant wholesalers.....	2,111	81,335	7,024	144,804	31,088	508,041	38,016	453,030	6.8	16.0	18.5	32.0
42361	Electronic apparatus and equipment and wiring supply merchant wholesalers.....	938	26,524	1,836	22,733	13,948	187,786	11,051	122,012	6.7	14.1	16.6	18.6
42362	Electric appliance, TV and radio merchant wholesalers.....	193	9,713	781	44,236	3,149	48,095	2,748	88,750	6.1	20.2	28.4	49.8
42369	Other electronic parts and equipment merchant wholesalers.....	980	45,098	4,407	77,835	13,991	272,160	24,216	242,268	7.0	16.6	18.2	32.1
4237	Hardware, plumbing and heating equipment and supply merchant wholesalers.....	2,168	32,826	1,762	22,413	20,707	248,172	12,400	132,259	10.5	13.2	14.2	16.9
42371	Hardware merchant wholesalers.....	759	11,387	631	6,603	6,986	89,473	4,211	43,566	10.9	12.7	15.0	15.2
42372	Plumbing and heating equipment and supply merchant wholesalers.....	1,236	17,775	932	13,670	7,027	87,906	4,542	50,316	17.6	20.2	20.5	27.2
42373	Warm air heating and AC equipment merchant wholesalers.....	122	1,536	88	1,614	5,376	57,635	3,006	32,638	2.3	2.7	2.9	4.9
42374	Refrigeration equipment and supply merchant wholesalers.....	51	2,128	111	526	1,318	13,158	641	5,738	3.9	16.2	17.3	9.2
4238	Machinery, equipment, and supplies merchant wholesalers.....	2,172	62,225	4,015	69,635	60,839	743,510	38,765	429,559	3.6	8.4	10.4	16.2
42381	Construction and mining machinery and equipment merchant wholesalers.....	172	5,244	329	7,831	4,904	103,143	5,862	74,630	3.5	5.1	5.6	10.5
42382	Farm and garden machinery and equipment merchant wholesalers	62	2,311	122	8,691	8,405	101,437	3,992	60,121	0.7	2.3	3.1	14.5
42383	Industrial machinery and equipment merchant wholesalers.....	1,293	38,144	2,532	28,692	31,380	354,053	19,549	174,539	4.1	10.8	13.0	16.4
42384	Industrial supplies merchant wholesalers.....	363	7,222	434	7,760	8,850	93,384	4,817	59,448	4.1	7.7	9.0	13.1
42385	Service establishment equipment and supply merchant wholesalers.....	164	3,269	159	1,469	4,719	53,108	2,289	19,039	3.5	6.2	6.9	7.7
42386	Transportation equipment and supply (except motor vehicle) merchant wholesalers.....	118	6,035	439	15,191	2,581	38,385	2,255	41,781	4.6	15.7	19.5	36.4
4239	Miscellaneous durable goods merchant wholesalers.....	464	24,124	1,523	41,682	34,235	347,209	15,555	235,684	1.4	6.9	9.8	17.7
42391	Sporting and recreational goods and supplies merchant wholesalers.....	90	3,705	228	3,475	6,278	58,381	2,674	34,591	1.4	6.3	8.5	10.0
42392	Toy and hobby goods and supplies merchant wholesalers.....	28	3,261	273	9,788	2,504	34,990	1,746	26,105	1.1	9.3	15.6	37.5
42393	Recyclable material merchant wholesalers.....	159	5,161	260	11,421	7,377	104,671	4,451	80,131	2.2	4.9	5.8	14.3
42394	Jewelry, watch, precious stone, and precious metal merchant wholesalers.....	35	2,571	185	6,741	7,806	51,780	2,385	42,478	0.4	5.0	7.8	15.9
42399	Other miscellaneous durable goods merchant wholesalers.....	152	9,426	576	10,257	10,270	97,387	4,298	52,378	1.5	9.7	13.4	19.6
424	Nondurable goods merchant wholesalers.....	4,484	168,776	13,091	535,416	134,614	2,319,786	116,022	2,990,899	3.3	7.3	11.3	17.9
4241	Paper and paper product merchant wholesalers.....	310	10,146	639	13,681	12,095	179,656	8,792	139,601	2.6	5.6	7.3	9.8
42411	Printing and writing paper merchant wholesalers.....	17	376	37	3,201	1,291	20,150	1,233	31,867	1.3	1.9	3.0	10.0
42412	Stationery and office supplies merchant wholesalers.....	126	4,398	214	2,427	5,865	89,425	3,727	41,914	2.1	4.9	5.7	5.8
42413	Industrial and personal service paper merchant wholesalers.....	167	5,372	388	8,053	4,939	70,081	3,832	65,820	3.4	7.7	10.1	12.2
4242	Drugs and druggists' sundries merchant wholesalers.....	404	59,155	6,159	110,591	8,535	259,412	19,541	562,328	4.7	22.8	31.5	19.7
42421	Drugs and druggists' sundries merchant wholesalers.....	404	59,155	6,159	110,591	8,535	259,412	19,541	562,328	4.7	22.8	31.5	19.7
4243	Apparel, piece goods, and notions merchant wholesalers.....	190	8,544	515	8,664	17,117	231,777	11,564	148,154	1.1	3.7	4.5	5.8
42431	Piece goods, notions, other dry goods merchant wholesalers.....	86	1,103	62	981	3,532	31,662	1,439	16,634	2.4	3.5	4.3	5.9
42432	Men's and boys' clothing and accessories merchant wholesalers.....	27	1,553	100	1,833	4,252	66,777	3,124	41,343	0.6	2.3	3.2	4.4
42433	Women's and children's clothing and accessories merchant wholesalers	60	2,011	123	1,752	7,674	102,281	5,031	61,487	0.8	2.0	2.4	2.8
42434	Footwear merchant wholesalers.....	17	3,877	230	4,098	1,659	31,057	1,970	28,690	1.0	12.5	11.7	14.3
4244	Grocery and related products merchant wholesalers.....	956	34,404	1,787	54,025	33,794	779,251	34,226	667,143	2.8	4.4	5.2	8.1
42441	General line grocery merchant wholesalers.....	18	1,948	72	1,004	2,547	128,987	6,185	123,707	0.7	1.5	1.2	0.8
42442	Packaged frozen food merchant wholesalers.....	107	1,473	76	3,357	3,502	84,536	3,823	84,916	3.1	1.7	2.0	4.0
42443	Dairy products (except dried/canned) merchant wholesalers.....	98	5,042	245	7,855	2,288	47,636	2,172	53,915	4.3	10.6	11.3	14.6
42444	Poultry and poultry products merchant wholesalers.....	5	c	D	D	577	12,964	485	16,507	0.9	D	D	D
42445	Confectionery merchant wholesalers.....	20	1,305	100	4,416	2,191	55,434	2,344	37,192	0.9	2.4	4.3	11.9
42446	Fish and seafood merchant wholesalers.....	23	544	27	802	2,022	20,392	764	12,666	1.1	2.7	3.5	6.3
42447	Meat and meat product merchant wholesalers.....	19	c	D	D	2,525	45,408	1,849	42,780	0.8	D	D	D
42448	Fresh fruit and vegetable merchant wholesalers.....	55	683	43	1,918	5,074	104,749	4,156	63,297	1.1	0.7	1.0	3.0
42449	Other grocery and related products merchant wholesalers.....	611	22,983	1,206	33,955	13,068	279,145	12,448	232,163	4.7	8.2	9.7	14.6
4245	Farm products raw materials merchant wholesalers.....	232	3,103	237	25,981	6,628	61,138	2,567	145,787	3.5	5.1	9.2	17.8
42451	Grain and field bean merchant wholesalers.....	193	2,882	227	25,637	4,851	47,574	2,082	125,702	4.0	6.1	10.9	20.4
42452	Livestock merchant wholesalers.....	31	b	D	D	1,012	7,167	148	7,368	3.1	D	D	D
42459	Other farm product raw materials merchant wholesalers.....	8	c	D	D	765	6,397	337	12,717	1.0	D	D	D
4246	Chemicals and allied products merchant wholesalers.....	1,007	19,885	1,355	37,661	13,558	152,877	9,471	182,177	7.4	13.0	14.3	20.7
42461	Plastics materials and basic forms merchant wholesalers.....	155	2,725	221	10,601	3,420	37,013	2,052	46,584	4.5	7.4	10.8	22.8
42469	Other chemicals and allied prods merchant wholesalers.....	852	17,160	1,134	27,060	10,138	115,864	7,420	135,593	8.4	14.8	15.3	20.0
4247	Petroleum and petroleum products merchant wholesalers.....	343	7,481	893	251,519	7,871	105,104	6,279	764,073	4.4	7.1	14.2	32.9
42471	Petroleum bulk stations and terminals.....	237	4,155	409	148,359	4,810	72,099	3,923	467,646	4.9	5.8	10.4	31.7
42472	Petroleum and petroleum products merchant wholesalers (except bulk)...	106	3,326	484	103,159	3,061	33,005	2,356	296,426	3.5	10.1	20.5	34.8
4248	Beer, wine, and alcoholic beverage merchant wholesalers.....	77	3,429	300	11,603	4,183	180,204	9,026	115,571	1.8	1.9	3.3	

Table A1.1 Number, Employment, Payroll, and Shipments or Sales of Foreign-Owned and All U.S. Establishments, by Detailed Industry—Continues

NAICS code	Industry	Foreign-owned establishments				All U.S. establishments				Foreign-owned establishments as a percentage of all U.S. establishments ¹			
		Number of establishments	Number of employees	Millions of dollars		Number of establishments	Number of employees	Millions of dollars		Number of establishments	Number of employees	Payroll	Shipments or sales
				Payroll	Shipments or sales			Payroll	Shipments or sales				
44-45	Retail trade.....	33,917	585,514	13,658	149,935	1,128,112	15,515,396	362,819	3,917,663	3.0	3.8	3.8	3.8
441	Motor vehicle and parts dealers.....	3,068	36,205	1,463	9,229	126,779	1,914,466	72,805	891,037	2.4	1.9	2.0	1.0
4411	Automobile dealers.....	59	4,979	248	3,797	51,181	1,268,015	54,271	753,737	0.1	0.4	0.5	0.5
44111	New car dealers.....	57	h	D	D	24,888	1,138,370	50,148	687,707	0.2	D	D	D
44112	Used car dealers.....	2	c	D	D	26,293	129,645	4,123	66,029	*	D	D	D
4412	Other motor vehicle dealers.....	19	c	D	D	17,238	170,902	6,018	64,882	0.1	D	D	D
44122	Motorcycle, boat, and other motor vehicle dealers.....	19	c	D	D	14,138	128,233	4,347	45,825	0.1	D	D	D
4413	Automotive parts, accessories, and tire stores.....	2,990	k	D	D	58,360	475,549	12,516	72,418	5.1	D	D	D
44131	Automotive parts and accessories stores.....	71	674	12	73	38,233	301,642	6,933	42,917	0.2	0.2	0.2	0.2
44132	Tire dealers.....	2,919	k	D	D	20,127	173,907	5,582	29,501	14.5	D	D	D
442	Furniture and home furnishings stores.....	490	21,726	462	4,948	65,144	557,477	14,883	108,220	0.8	3.9	3.1	4.6
4421	Furniture stores.....	111	j	D	D	28,834	266,374	7,975	58,173	0.4	D	D	D
44211	Furniture stores.....	111	j	D	D	28,834	266,374	7,975	58,173	0.4	D	D	D
4422	Home furnishings stores.....	379	i	D	D	36,310	291,103	6,908	50,047	1.0	D	D	D
44221	Floor covering stores.....	5	b	D	D	14,534	89,420	3,220	21,174	*	D	D	D
44229	Other home furnishings stores.....	374	i	D	D	21,776	201,683	3,688	28,873	1.7	D	D	D
443	Electronics and appliance stores.....	1,129	9,830	294	1,585	50,803	486,483	11,220	109,015	2.2	2.0	2.6	1.5
4431	Electronics and appliance stores.....	1,129	9,830	294	1,585	50,803	486,483	11,220	109,015	2.2	2.0	2.6	1.5
44311	Appliance, television, and other electronics stores.....	1,113	9,586	283	1,527	38,387	379,419	8,648	85,145	2.9	2.5	3.3	1.8
44312	Computer and software stores.....	5	c	D	D	10,428	92,777	2,158	19,973	*	D	D	D
44313	Camera and photographic supplies stores.....	11	c	D	D	1,988	14,287	414	3,897	0.6	D	D	D
444	Building material and garden equipment and supplies dealers.....	1,842	23,740	1,044	11,495	91,070	1,331,322	37,710	318,320	2.0	1.8	2.8	3.6
4441	Building material and supplies dealers.....	1,838	23,724	1,044	11,491	70,818	1,164,426	33,571	281,871	2.6	2.0	3.1	4.1
44411	Home centers.....	2	b	D	D	6,953	579,442	13,508	134,821	*	D	D	D
44412	Paint and wallpaper stores.....	709	h	D	D	7,860	35,491	1,262	10,053	9.0	D	D	D
44413	Hardware stores.....	2	b	D	D	16,454	143,738	3,161	20,131	*	D	D	D
44419	Other building material dealers.....	1,125	19,785	911	10,375	39,551	405,755	15,641	116,866	2.8	4.9	5.8	8.9
4442	Lawn and garden equipment and supplies stores.....	4	16	1	4	20,252	166,896	4,139	36,449	*	*	*	*
44421	Outdoor power equipment stores.....	3	a	D	D	4,357	25,882	739	5,740	0.1	D	D	D
44422	Nursery, garden center, and farm supply stores.....	1	a	D	D	15,895	141,014	3,399	30,709	*	D	D	D
445	Food and beverage stores.....	5,148	246,350	5,066	56,210	146,084	2,827,162	54,656	539,208	3.5	8.7	9.3	10.4
4451	Grocery stores.....	4,832	244,442	5,026	56,000	90,391	2,551,212	49,897	487,107	5.3	9.6	10.1	11.5
44511	Supermarkets and other grocery (except convenience) stores.....	3,803	234,863	4,853	54,723	64,881	2,432,425	48,089	466,226	5.9	9.7	10.1	11.7
44512	Convenience stores.....	1,029	9,579	174	1,277	25,510	118,787	1,808	20,881	4.0	8.1	9.6	6.1
4452	Specialty food stores.....	295	g	D	D	24,208	134,695	2,167	15,786	1.2	D	D	D
44522	Fish and seafood markets.....	5	b	D	D	2,063	10,012	197	1,800	0.2	D	D	D
44529	Other specialty food stores.....	290	1,664	33	135	13,198	66,536	872	4,912	2.2	2.5	3.8	2.7
4453	Beer, wine, and liquor stores.....	21	c	D	D	31,485	141,255	2,592	36,314	0.1	D	D	D
44531	Beer, wine, and liquor stores.....	21	c	D	D	31,485	141,255	2,592	36,314	0.1	D	D	D
446	Health and personal care stores.....	9,707	96,832	2,072	13,539	88,452	1,068,186	28,415	234,027	11.0	9.1	7.3	5.8
4461	Health and personal care stores.....	9,707	96,832	2,072	13,539	88,452	1,068,186	28,415	234,027	11.0	9.1	7.3	5.8
44611	Pharmacies and drug stores.....	1,863	k	D	D	42,045	814,836	22,385	202,042	4.4	D	D	D
44612	Cosmetics, beauty supplies, and perfume stores.....	832	14,013	251	2,077	13,584	86,278	1,393	10,311	6.1	16.2	18.0	20.1
44613	Optical goods stores.....	4,340	k	D	D	13,149	70,038	1,842	8,032	33.0	D	D	D
44619	Other health and personal care stores.....	2,672	i	D	D	19,674	97,034	2,795	13,642	13.6	D	D	D
447	Gasoline stations.....	6,280	53,782	934	31,649	118,756	890,829	14,671	450,413	5.3	6.0	6.4	7.0
4471	Gasoline stations.....	6,280	53,782	934	31,649	118,756	890,829	14,671	450,413	5.3	6.0	6.4	7.0
44711	Gasoline stations with convenience stores.....	5,724	51,239	890	26,738	97,508	719,108	11,293	336,275	5.9	7.1	7.9	8.0
44719	Other gasoline stations.....	556	2,543	44	4,912	21,248	171,721	3,378	114,138	2.6	1.5	1.3	4.3
448	Clothing and clothing accessories stores.....	5,246	68,977	1,344	11,646	156,468	1,644,025	26,855	215,647	3.4	4.2	5.0	5.4
4481	Clothing stores.....	2,071	36,370	685	5,769	99,425	1,273,140	19,267	158,048	2.1	2.9	3.6	3.7
44811	Men's clothing stores.....	92	934	31	217	8,321	57,340	1,365	8,538	1.1	1.6	2.3	2.5
44812	Women's clothing stores.....	1,194	18,925	271	2,165	36,220	339,798	5,101	39,463	3.3	5.6	5.3	5.5
44813	Children's and infants' clothing stores.....	70	f	D	D	7,102	98,729	1,049	9,338	1.0	D	D	D
44814	Family clothing stores.....	538	13,818	244	2,210	28,254	642,117	9,444	84,053	1.9	2.2	2.6	2.6
44815	Clothing accessories stores.....	168	1,994	124	1,074	7,494	37,575	717	5,705	2.2	5.3	17.3	18.8
44819	Other clothing stores.....	9	b	D	D	12,034	97,581	1,591	10,951	0.1	D	D	D
4482	Shoe stores.....	1,128	11,105	188	1,690	28,076	207,945	3,233	26,509	4.0	5.3	5.8	6.4
44821	Shoe stores.....	1,128	11,105	188	1,690	28,076	207,945	3,233	26,509	4.0	5.3	5.8	6.4
4483	Jewelry, luggage, and leather goods stores.....	2,047	21,502	471	4,187	28,967	162,940	4,356	31,089	7.1	13.2	10.8	13.5
44831	Jewelry stores.....	1,731	19,040	393	3,072	27,745	155,492	4,167	29,232	6.2	12.2	9.4	10.5
44832	Luggage and leather goods stores.....	316	2,462	77	1,115	1,222	7,448	189	1,858	25.9	33.1	40.8	60.0
451	Sporting goods, hobby, book, and music stores.....	150	1,681	33	357	57,415	619,075	9,466	81,084	0.3	0.3	0.3	0.4
4511	Sporting goods, hobby, and musical instrument stores.....	53	610	11	105	41,784	440,573	7,073	59,762	0.1	0.1	0.2	0.2
45111	Sporting goods stores.....	6	b	D	D	22,254	221,439	3,928	34,491	*	D	D	D
45112	Hobby, toy, and game stores.....	47	f	D	D	9,357	135,688	1,802	15,633	0.5	D	D	D
4512	Book, periodical, and music stores.....	97	1,071	22	252	15,631	178,502	2,392	21,322	0.6	0.6	0.9	1.2
45121	Book stores and news dealers.....	84	e	D	D	11,478	149,486	1,958	17,779	0.7	D	D	D
45122	Prerecorded tape, compact disc, and record stores.....	13	f	D	D	4,153	29,016	435	3,543	0.3	D	D	D
452	General merchandise stores.....	341	4,640	103	1,119	45,855	2,763,474	54,414	577,098	0.7	0.2	0.2	0.2
4529	Other general merchandise stores.....	341	4,640	103	1,119	37,321	1,539,020	32,201	367,707	0.9	0.3	0.3	0.3
45291	Warehouse clubs and supercenters.....	4	f	D	D	4,260	1,244,237	27,855	324,963	0.1	D	D	D
45299	All other general merchandise stores.....	337	h	D	D	33,061	294,783	4,345	42,744	1.0	D	D	D
453	Miscellaneous store retailers.....	123	3,059	128	781	121,911	792,105	14,398	104,068	0.1	0.4	0.9	0.8
4532	Office supplies, stationery, and gift stores.....	90	g	D	D	40,949	306,051	4,901	38,996	0.2	D	D	D
45321	Office supplies and stationery stores.....	7	b	D	D	9,558	112,734	2,357	22,833	0.1	D	D	D
45322	Gift, novelty, and souvenir stores.....	83	1,991	35	262	31,391	193,317	2,544	16,162	0.3	1.0	1.4	1.6

Table A1.1 Number, Employment, Payroll, and Shipments or Sales of Foreign-Owned and All U.S. Establishments, by Detailed Industry—Continues

NAICS code	Industry	Foreign-owned establishments				All U.S. establishments				Foreign-owned establishments as a percentage of all U.S. establishments ¹			
		Number of establishments	Number of employees	Millions of dollars		Number of establishments	Number of employees	Millions of dollars		Number of establishments	Number of employees	Payroll	Shipments or sales
				Payroll	Shipments or sales			Payroll	Shipments or sales				
48-49	Transportation and warehousing	5,797	283,058	11,127	32,831	219,706	4,454,383	173,183	639,916	2.6	6.4	6.4	5.1
481	Air transportation.....	11	f	D	D	5,661	478,157	26,120	146,612	0.2	D	D	D
4811	Scheduled air transportation.....	4	216	6	38	3,129	438,375	23,610	133,196	0.1	*	*	*
48111	Scheduled air transportation.....	4	216	6	38	3,129	438,375	23,610	133,196	0.1	*	*	*
4812	Nonscheduled air transportation.....	7	f	D	D	2,532	39,782	2,510	13,416	0.3	D	D	D
48121	Nonscheduled air transportation.....	7	f	D	D	2,532	39,782	2,510	13,416	0.3	D	D	D
483	Water transportation.....	108	3,112	253	1,574	1,721	75,997	4,544	34,447	6.3	4.1	5.6	4.6
4831	Deep sea, coastal, and Great Lakes water transportation.....	99	2,750	222	1,513	1,126	56,398	3,486	28,513	8.8	4.9	6.4	5.3
48311	Deep sea, coastal, and Great Lakes water transportation.....	99	2,750	222	1,513	1,126	56,398	3,486	28,513	8.8	4.9	6.4	5.3
4832	Inland water transportation.....	9	362	31	61	595	19,599	1,059	5,934	1.5	1.8	2.9	1.0
48321	Inland water transportation.....	9	362	31	61	595	19,599	1,059	5,934	1.5	1.8	2.9	1.0
484	Truck transportation.....	551	19,276	906	2,683	120,390	1,507,923	58,266	217,833	0.5	1.3	1.6	1.2
4841	General freight trucking.....	297	10,952	504	1,477	66,451	999,075	39,845	142,508	0.4	1.1	1.3	1.0
48411	General freight trucking, local.....	85	2,577	141	311	27,682	179,942	6,387	21,174	0.3	1.4	2.2	1.5
48412	General freight trucking, long-distance.....	212	8,375	364	1,166	38,769	819,133	33,457	121,334	0.5	1.0	1.1	1.0
4842	Specialized freight trucking.....	254	8,324	401	1,206	53,939	508,848	18,422	75,326	0.5	1.6	2.2	1.6
48421	Used household and office goods moving.....	5	c	D	D	8,683	104,826	3,231	14,549	0.1	D	D	D
48422	Specialized freight (except used goods) trucking, local.....	106	4,035	216	659	33,865	224,402	8,024	31,549	0.3	1.8	2.7	2.1
48423	Specialized freight (except used goods) trucking, long-distance.....	143	h	D	D	11,391	179,620	7,167	29,227	1.3	D	D	D
485	Transit and ground passenger transportation.....	623	61,535	1,492	3,020	17,791	444,925	9,844	26,465	3.5	13.8	15.2	11.4
4851	Urban transit systems.....	88	15,991	599	836	927	49,023	1,751	2,807	9.5	32.6	34.2	29.8
48511	Urban transit systems.....	88	15,991	599	836	927	49,023	1,751	2,807	9.5	32.6	34.2	29.8
4852	Interurban and rural bus transportation.....	38	g	D	D	566	17,880	458	1,663	6.7	D	D	D
48521	Interurban and rural bus transportation.....	38	g	D	D	566	17,880	458	1,663	6.7	D	D	D
4853	Taxi and limousine service.....	5	299	9	19	7,235	74,144	1,582	5,914	0.1	0.4	0.6	0.3
48531	Taxi service.....	3	e	D	D	2,898	31,888	578	1,813	0.1	D	D	D
48532	Limousine service.....	2	b	D	D	4,337	42,256	1,004	4,101	*	D	D	D
4854	School and employee bus transportation.....	460	40,044	748	1,785	4,501	210,777	3,883	10,074	10.2	19.0	19.3	17.7
48541	School and employee bus transportation.....	460	40,044	748	1,785	4,501	210,777	3,883	10,074	10.2	19.0	19.3	17.7
4855	Charter bus industry.....	13	927	27	75	1,326	31,741	752	2,487	1.0	2.9	3.6	3.0
48551	Charter bus industry.....	13	927	27	75	1,326	31,741	752	2,487	1.0	2.9	3.6	3.0
4859	Other transit and ground passenger transportation.....	19	g	D	D	3,236	61,360	1,418	3,518	0.6	D	D	D
48599	Other transit and ground passenger transportation.....	19	g	D	D	3,236	61,360	1,418	3,518	0.6	D	D	D
486	Pipeline transportation.....	308	4,412	339	2,688	2,529	36,964	3,219	25,718	12.2	11.9	10.5	10.5
4861	Pipeline transportation of crude oil.....	117	1,898	182	1,096	395	6,551	616	3,959	29.6	29.0	29.6	27.7
48611	Pipeline transportation of crude oil.....	117	1,898	182	1,096	395	6,551	616	3,959	29.6	29.0	29.6	27.7
4862	Pipeline transportation of natural gas.....	89	1,056	37	232	1,514	24,202	2,114	17,172	5.9	4.4	1.8	1.4
48621	Pipeline transportation of natural gas.....	89	1,056	37	232	1,514	24,202	2,114	17,172	5.9	4.4	1.8	1.4
4869	Other pipeline transportation.....	102	1,458	120	1,360	620	6,211	489	4,587	16.5	23.5	24.5	29.6
48691	Pipeline transportation of refined petroleum products.....	98	1,356	112	1,344	574	5,778	456	4,183	17.1	23.5	24.5	32.1
48699	All other pipeline transportation.....	4	102	8	15	46	433	33	404	8.7	23.6	24.5	3.7
487	Scenic and sightseeing transportation.....	21	g	D	D	2,542	24,386	653	2,448	0.8	D	D	D
4871	Scenic and sightseeing transportation, land.....	18	g	D	D	629	9,671	229	808	2.9	D	D	D
48711	Scenic and sightseeing transportation, land.....	18	g	D	D	629	9,671	229	808	2.9	D	D	D
4872	Scenic and sightseeing transportation, water.....	3	b	D	D	1,740	12,692	350	1,271	0.2	D	D	D
48721	Scenic and sightseeing transportation, water.....	3	b	D	D	1,740	12,692	350	1,271	0.2	D	D	D
488	Support activities for transportation.....	2,310	92,118	3,837	13,175	42,130	608,385	24,579	86,596	5.5	15.1	15.6	15.2
4881	Support activities for air transportation.....	421	39,541	1,267	3,866	5,658	171,076	6,189	18,422	7.4	23.1	20.5	21.0
48811	Airport operations.....	330	30,930	814	2,101	2,093	92,261	2,364	6,533	15.8	33.5	34.4	32.2
48819	Other support activities for air transportation.....	91	8,611	453	1,765	3,565	78,815	3,825	11,890	2.6	10.9	11.8	14.8
4882	Support activities for rail transportation.....	15	601	26	71	1,017	27,718	1,022	2,837	1.5	2.2	2.5	2.5
48821	Support activities for rail transportation.....	15	601	26	71	1,017	27,718	1,022	2,837	1.5	2.2	2.5	2.5
4883	Support activities for water transportation.....	115	6,337	357	1,695	2,440	68,396	3,338	12,128	4.7	9.3	10.7	14.0
48831	Port and harbor operations.....	11	300	24	314	262	5,987	289	1,223	4.2	5.0	8.3	25.7
48832	Marine cargo handling.....	49	4,688	271	1,229	495	37,358	1,741	6,247	9.9	12.5	15.6	19.7
48833	Navigational services to shipping and salvage.....	4	c	D	D	864	13,538	796	3,096	0.5	D	D	D
48839	Other support activities for water transportation.....	51	g	D	D	819	11,513	513	1,562	6.2	D	D	D
4884	Support activities for road transportation.....	122	1,668	48	346	9,788	76,183	2,159	6,466	1.2	2.2	2.2	5.4
48849	Other support activities for road transportation.....	122	1,668	48	346	1,623	20,585	607	1,670	7.5	8.1	7.9	20.7
4885	Freight transportation arrangement.....	1,630	43,665	2,127	7,159	21,809	248,260	11,410	45,094	7.5	17.6	18.6	15.9
48851	Freight transportation arrangement.....	1,630	43,665	2,127	7,159	21,809	248,260	11,410	45,094	7.5	17.6	18.6	15.9
4889	Other support activities for transportation.....	7	306	12	38	1,418	16,752	461	1,651	0.5	1.8	2.6	2.3
48899	Other support activities for transportation.....	7	306	12	38	1,418	16,752	461	1,651	0.5	1.8	2.6	2.3
492	Couriers and messengers.....	553	k	D	D	13,004	557,195	20,431	77,877	4.3	D	D	D
4921	Couriers.....	547	k	D	D	8,670	519,845	19,526	74,392	6.3	D	D	D
49211	Couriers.....	547	k	D	D	8,670	519,845	19,526	74,392	6.3	D	D	D
4922	Local messengers and local delivery.....	6	a	D	D	4,334	37,350	904	3,485	0.1	D	D	D
49221	Local messengers and local delivery.....	6	a	D	D	4,334	37,350	904	3,485	0.1	D	D	D
493	Warehousing and storage.....	1,312	70,629	2,752	3,089	13,938	720,451	25,526	21,921	9.4	9.8	10.8	14.1
4931	Warehousing and storage.....	1,312	70,629	2,752	3,089	13,938	720,451	25,526	21,921	9.4	9.8	10.8	14.1
49311	General warehousing and storage.....	977	57,426	2,194	2,180	10,184	590,415	21,095	15,187	9.6	9.7	10.4	14.4
49312	Refrigerated warehousing and storage.....	81	4,995	189	457	1,114	41,561	1,514	3,391	7.3	12.0	12.5	13.5
49313	Farm product warehousing and storage.....	34	431	14	60	600	6,829	229	864	5.7	6.3	6.1	6.9
49319	Other warehousing and storage.....	220	7,777	356	392	2,040	81,646	2,688	2,479	10.8	9.5	13.2	15.8
51	Information	6,240	270,504	21,741	128,220	141,566	3,496,773	228,837	1,072,343	4.4	7.7	9.5	12.0
511	Publishing industries (except Internet).....	991	96,076	8,375	33,144	30,958	1,093,047	80,867	282,224	3.2	8.8	10.4	11.7
5111	Newspaper, periodical, book, and directory publishers.....	590	59,371	4,178	20,291	22,683	706,102	34,504	146,823	2.6	8.4	12.1	13.8
51111	Newspaper publishers.....	66	5,684	319	1,507	8,460	360,633	14,389	47,563	0.8	1.6	2.2	3.2
51112	Periodical publishers.....	145	12,668	956	4,351	8,022	154,554	9,697	46,003	1.8	8.2	9.9	9.5
51113	Book publishers.....	102	28,675	2,134	11,252	3,157	104,564	5,678	27,807	3.2	27.4	37.6	40.5
51114	Directory and mailing list publishers.....	267	11,000	678	2,844	1,920	60,422	3,534	18,515	13.9	18.2	19.2	15.4
51119	Other publishers.....	10	1,344	91	337	1,124	25,929	1,206	6,934	0.9	5.2	7.5	4.9
5112	Software publishers.....	401	36,705	4,197	12,853	8,275	386,945	46,363	135,401	4.8	9.5	9.1	9.5
51121	Software publishers.....	401	36,705	4,197	12,853	8,275	386,945	46,363	135,401	4.8	9.5	9.1	9.5

See the note at the end of the table.

Table A1.1 Number, Employment, Payroll, and Shipments or Sales of Foreign-Owned and All U.S. Establishments, by Detailed Industry—Continues

NAICS code	Industry	Foreign-owned establishments				All U.S. establishments				Foreign-owned establishments as a percentage of all U.S. establishments ¹			
		Number of establishments	Number of employees	Millions of dollars		Number of establishments	Number of employees	Millions of dollars		Number of establishments	Number of employees	Payroll	Shipments or sales
				Payroll	Shipments or sales			Payroll	Shipments or sales				
512	Motion picture and sound recording industries	172	23,992	2,837	15,578	23,891	335,807	17,635	94,986	0.7	7.1	16.1	16.4
5121	Motion picture and video industries	118	17,543	1,931	8,011	20,164	308,740	15,494	79,797	0.6	5.7	12.5	10.0
51211	Motion picture and video production	89	13,498	1,694	6,831	12,192	142,620	11,951	59,858	0.7	9.5	14.2	11.4
51212	Motion picture and video distribution	8	e	D	D	532	5,083	377	2,053	1.5	D	D	D
51213	Motion picture and video exhibition	2	e	D	D	5,133	134,202	1,369	12,705	*	D	D	D
51219	Postproduction and other motion picture and video industries	19	3,283	191	822	2,307	26,835	1,797	5,181	0.8	12.2	10.6	15.9
5122	Sound recording industries	54	6,449	907	7,567	3,727	27,067	2,142	15,189	1.4	23.8	42.3	49.8
51221	Record production	1	a	D	D	356	1,126	65	338	0.3	D	D	D
51222	Integrated record production/distribution	37	5,354	771	6,396	455	9,982	1,168	9,082	8.1	53.6	66.0	70.4
51223	Music publishers	13	686	106	1,114	731	6,253	473	4,466	1.8	11.0	22.4	24.9
51224	Sound recording studios	2	c	D	D	1,722	6,566	291	854	0.1	D	D	D
51229	Other sound recording industries	1	c	D	D	463	3,140	145	449	0.2	D	D	D
515	Broadcasting (except Internet)	395	17,487	1,536	6,806	10,188	294,876	18,076	99,919	3.9	5.9	8.5	6.8
5151	Radio and television broadcasting	302	13,256	1,233	3,402	9,471	249,339	14,326	54,994	3.2	5.3	8.6	6.2
51511	Radio broadcasting	4	b	D	D	7,263	123,500	5,827	18,995	0.1	D	D	D
51512	Television broadcasting	298	j	D	D	2,208	125,839	8,498	35,998	13.5	D	D	D
5152	Cable and other subscription programming	93	4,231	304	3,404	717	45,537	3,751	44,926	13.0	9.3	8.1	7.6
51521	Cable and other subscription programming	93	4,231	304	3,404	717	45,537	3,751	44,926	13.0	9.3	8.1	7.6
517	Telecommunications	4,315	102,054	6,373	65,274	51,999	1,250,993	75,401	491,124	8.3	8.2	8.5	13.3
5171	Wired telecommunications carriers	688	9,191	864	4,857	33,548	885,429	54,192	290,781	2.1	1.0	1.6	1.7
51711	Wired telecommunications carriers	688	9,191	864	4,857	33,548	885,429	54,192	290,781	2.1	1.0	1.6	1.7
5172	Wireless telecommunications carriers (except satellite)	3,552	i	D	D	11,973	288,614	16,201	170,584	29.7	D	D	D
51721	Wireless telecommunications carriers (except satellite)	3,552	i	D	D	11,973	288,614	16,201	170,584	29.7	D	D	D
5174	Satellite telecommunications	53	g	D	D	823	10,146	793	4,450	6.4	D	D	D
51741	Satellite telecommunications	53	g	D	D	823	10,146	793	4,450	6.4	D	D	D
5179	Other telecommunications	22	g	D	D	5,655	66,804	4,216	25,309	0.4	D	D	D
51791	Other telecommunications	22	g	D	D	5,655	66,804	4,216	25,309	0.4	D	D	D
518	Internet service providers, Web search portals, and data processing	202	19,240	1,567	3,635	17,129	393,741	26,428	66,652	1.2	4.9	5.9	5.5
5182	Data processing, hosting, and related services	202	19,240	1,567	3,635	17,129	393,741	26,428	66,652	1.2	4.9	5.9	5.5
51821	Data processing, hosting, and related services	202	19,240	1,567	3,635	17,129	393,741	26,428	66,652	1.2	4.9	5.9	5.5
519	Other information services	165	11,655	1,052	3,784	7,401	128,309	10,428	37,438	2.2	9.1	10.1	10.1
5191	Other information services	165	11,655	1,052	3,784	7,401	128,309	10,428	37,438	2.2	9.1	10.1	10.1
51911	News syndicates	22	412	33	77	573	9,296	697	2,140	3.8	4.4	4.7	3.6
51912	Libraries and archives	2	a	D	D	2,428	29,177	720	1,854	0.1	D	D	D
51913	Internet publishing and broadcasting and Web search portals	140	11,233	1,018	3,703	3,813	75,506	8,461	31,094	3.7	14.9	12.0	11.9
51919	All other information services	1	a	D	D	587	14,330	550	2,350	0.2	D	D	D
52	Finance and insurance	14,288	420,338	53,381	458,827	501,713	6,607,511	502,417	3,669,303	2.8	6.4	10.6	12.5
522	Credit intermediation and related activities	9,486	193,723	16,118	153,501	231,439	3,280,051	180,904	1,343,343	4.1	5.9	8.9	11.4
5221	Depository credit intermediation	7,325	145,834	12,532	105,556	125,433	2,143,597	117,552	759,782	5.8	6.8	10.7	13.9
52211	Commercial banking	5,548	122,952	11,320	94,294	91,116	1,643,101	95,808	603,316	6.1	7.5	11.8	15.6
52212	Savings institutions	1,774	22,785	1,197	11,231	16,285	256,634	12,376	99,922	10.9	8.9	9.7	11.2
52219	Other depository credit intermediation	3	97	15	31	40	h	D	D	7.5	D	D	D
5222	Nondepository credit intermediation	2,004	43,979	3,298	46,583	54,660	774,337	47,390	513,275	3.7	5.7	7.0	9.1
52221	Credit card issuing	24	6,683	365	1,950	739	78,780	4,196	56,596	3.2	8.5	8.7	3.4
52222	Sales financing	205	16,001	1,310	34,838	7,065	123,473	9,969	125,382	2.9	13.0	13.1	27.8
52229	Other nondepository credit intermediation	1,775	21,295	1,623	9,795	46,856	572,084	33,226	331,297	3.8	3.7	4.9	3.0
5223	Activities related to credit intermediation	157	3,910	288	1,363	51,346	362,117	15,962	70,287	0.3	1.1	1.8	1.9
52231	Mortgage and nonmortgage loan brokers	19	e	D	D	24,792	133,354	5,069	14,230	0.1	D	D	D
52232	Financial transactions processing, reserve, and clearinghouse activities	117	2,572	160	946	5,761	142,212	7,991	43,756	2.0	1.8	2.0	2.2
52239	Other activities related to credit intermediation	21	g	D	D	20,793	86,551	2,902	12,300	0.1	D	D	D
523	Securities intermediation and related activities	1,946	100,422	25,950	101,962	85,475	884,915	166,306	611,508	2.3	11.3	15.6	16.7
5231	Securities and commodity contracts intermediation and brokerage	1,320	73,934	17,947	71,197	37,478	460,309	92,731	371,500	3.5	16.1	19.4	19.2
52311	Investment banking and securities dealing	86	22,676	9,833	43,228	3,587	130,790	49,384	203,139	2.4	17.3	19.9	21.3
52312	Securities brokerage	1,107	47,166	7,130	24,939	31,561	309,735	40,107	155,797	3.5	15.2	17.8	16.0
52313	Commodity contracts dealing	92	1,370	277	786	951	8,231	1,476	6,981	9.7	16.6	18.8	11.3
52314	Commodity contracts brokerage	35	2,722	708	2,244	1,379	11,553	1,765	5,583	2.5	23.6	40.1	40.2
5232	Securities and commodity exchanges	1	c	D	D	29	i	D	D	3.4	D	D	D
52321	Securities and commodity exchanges	1	c	D	D	29	i	D	D	3.4	D	D	D
5239	Other financial investment activities	625	k	D	D	47,968	m	D	D	1.3	D	D	D
52391	Miscellaneous intermediation	63	f	D	D	8,595	33,543	4,576	16,994	0.7	D	D	D
52392	Portfolio management	453	20,554	7,023	28,200	19,637	241,272	55,432	177,941	2.3	8.5	12.7	15.8
52393	Investment advice	74	1,378	322	913	16,708	86,276	8,055	22,917	0.4	1.6	4.0	4.0
52399	All other financial investment activities	35	3,554	211	863	3,028	i	D	D	1.2	D	D	D
524	Insurance carriers and related activities	2,856	126,193	11,312	203,364	184,752	2,423,483	153,868	1,669,485	1.5	5.2	7.4	12.2
5241	Insurance carriers	2,161	110,331	9,952	199,671	34,108	1,497,402	103,858	1,522,580	6.3	7.4	9.6	13.1
52411	Direct life, health, and medical insurance carriers	1,171	60,638	5,329	145,438	12,625	821,148	57,564	1,035,138	9.3	7.4	9.3	14.1
52412	Other direct insurance carriers	859	43,775	3,745	35,218	21,037	662,264	44,276	444,962	4.1	6.6	8.5	7.9
52413	Reinsurance carriers	131	5,918	878	19,015	446	13,990	2,017	42,480	29.4	42.3	43.5	44.8
5242	Agencies, brokerages, and other insurance-related activities	695	15,862	1,360	3,694	150,644	926,081	50,010	146,905	0.5	1.7	2.7	2.5
52421	Insurance agencies and brokerages	582	11,793	1,093	2,966	136,995	695,275	37,432	106,125	0.4	1.7	2.9	2.8
52429	Other insurance related activities	113	4,069	267	728	13,649	230,806	12,578	40,780	0.8	1.8	2.1	1.8
53	Real estate and rental and leasing	2,069	42,595	2,651	17,484	384,297	2,188,479	84,765	485,059	0.5	1.9	3.1	3.6
531	Real estate	1,169	24,470	1,558	9,611	316,730	1,528,976	61,347	330,437	0.4	1.6	2.5	2.9
5311	Lessors of real estate	735	7,629	481	6,268	121,296	541,676	18,952	180,651	0.6	1.4	2.5	3.5
53111	Lessors of residential buildings and dwellings	88	1,052	43	451	62,876	289,990	8,057	67,379	0.1	0.4	0.5	0.7
53112	Lessors of nonresidential buildings (except miniwarehouses)	623	6,369	425	5,753	35,021	180,540	9,257	100,615	1.8	3.5	4.6	5.7
53113	Lessors of miniwarehouses and self-storage units	13	74	1	7	14,168	38,000	826	6,550	0.1	0.2	0.1	0.1
53119	Lessors of other real estate property	11	134	12	56	9,231	33,146	813	6,106	0.1	0.4	1.5	0.9
5312	Offices of real estate agents and brokers	81	1,946	131	433	109,472	355,215	15,977	84,358	0.1	0.5	0.8	0.5
53121	Offices of real estate agents and brokers	81	1,946	131	433	109,472	355,215	15,977	84,358	0.1	0.5	0.8	0.5
5313	Activities related to real estate	353	14,895	946	2,910	85,962	632,085	26,418	65,429	0.4	2.4	3.6	4.4
53131	Real estate property managers	236	i	D	D	53,211	516,865	20,061	44,379	0.4	D	D	D
53132	Offices of real estate appraisers	21	f	D	D	16,211	44,880	1,788	4,937	0.1	D	D	D
53139	Other activities related to real estate	96	4,439	407	1,567	16,540	70,340	4,569	16,113	0.6	6.3	8.9	9.7

See the note at the end of the table.

Table A1.1 Number, Employment, Payroll, and Shipments or Sales of Foreign-Owned and All U.S. Establishments, by Detailed Industry—Continues

NAICS code	Industry	Foreign-owned establishments				All U.S. establishments				Foreign-owned establishments as a percentage of all U.S. establishments ¹			
		Number of establishments	Number of employees	Millions of dollars		Number of establishments	Number of employees	Millions of dollars		Number of establishments	Number of employees	Payroll	Shipments or sales
				Payroll	Shipments or sales			Payroll	Shipments or sales				
532	Rental and leasing services	840	16,780	992	5,933	65,120	630,124	21,123	121,685	1.3	2.7	4.7	4.9
5321	Automotive equipment rental and leasing	37	705	51	612	13,189	190,260	6,209	44,982	0.3	0.4	0.8	1.4
53211	Passenger car rental and leasing	3	f	D	D	6,888	139,923	4,269	29,222	*	D	D	D
53212	Truck, utility trailer, and RV rental and leasing	34	c	D	D	6,301	50,337	1,941	15,760	0.5	D	D	D
5322	Consumer goods rental	52	f	D	D	32,956	248,464	5,486	24,751	0.2	D	D	D
53222	Formal wear and costume rental	2	a	D	D	1,997	10,535	188	976	0.1	D	D	D
53223	Video tape and disc rental	1	b	D	D	16,237	128,103	1,733	9,262	*	D	D	D
53229	Other consumer goods rental	49	578	18	58	9,346	81,751	2,638	10,307	0.5	0.7	0.7	0.6
5323	General rental centers	4	b	D	D	4,730	29,810	870	4,249	0.1	D	D	D
53231	General rental centers	4	b	D	D	4,730	29,810	870	4,249	0.1	D	D	D
5324	Commercial and industrial machinery and equipment rental and leasing	747	15,391	915	5,249	14,245	161,590	8,558	47,703	5.2	9.5	10.7	11.0
53241	Construction/transportation/mining/forestry machinery and equipment rental and leasing	171	3,531	248	1,679	5,476	63,783	3,847	26,129	3.1	5.5	6.4	6.4
53242	Office machinery and equipment rental and leasing	19	534	25	97	826	6,041	369	2,138	2.3	8.8	6.8	4.5
53249	Other commercial/industrial machinery and equipment rental and leasing	557	11,326	643	3,473	7,943	91,766	4,342	19,436	7.0	12.3	14.8	17.9
533	Lessors of nonfinancial intangible assets (except copyrighted works)	60	1,345	101	1,941	2,447	29,379	2,294	32,936	2.5	4.6	4.4	5.9
5331	Lessors of nonfinancial intangible assets (except copyrighted works)	60	1,345	101	1,941	2,447	29,379	2,294	32,936	2.5	4.6	4.4	5.9
53311	Lessors of nonfinancial intangible assets (except copyrighted works)	60	1,345	101	1,941	2,447	29,379	2,294	32,936	2.5	4.6	4.4	5.9
54	Professional, scientific, and technical services	4,200	338,179	29,701	62,892	847,492	7,870,414	502,074	1,251,004	0.5	4.3	5.9	5.0
541	Professional, scientific, and technical services	4,200	338,179	29,701	62,892	847,492	7,870,414	502,074	1,251,004	0.5	4.3	5.9	5.0
5411	Legal services	56	1,116	166	354	191,102	1,203,763	89,090	239,397	*	0.1	0.2	0.1
54111	Offices of lawyers	10	e	D	D	175,822	1,107,738	85,052	227,769	*	D	D	D
54119	Other legal services	46	f	D	D	15,280	96,025	4,038	11,628	0.3	D	D	D
5412	Accounting, tax preparation, bookkeeping, and payroll services	82	7,101	527	236	123,366	1,375,685	52,523	114,109	0.1	0.5	1.0	0.2
54121	Accounting, tax preparation, bookkeeping, and payroll services	82	7,101	527	236	123,366	1,375,685	52,523	114,109	0.1	0.5	1.0	0.2
5413	Architectural, engineering, and related services	1,166	76,678	6,468	19,343	116,090	1,432,209	97,560	254,201	1.0	5.4	6.6	7.6
54131	Architectural services	35	2,035	186	657	25,337	205,883	13,832	37,150	0.1	1.0	1.3	1.8
54132	Landscape architectural services	3	a	D	D	6,243	34,615	1,740	4,365	*	D	D	D
54133	Engineering services	800	61,803	5,449	16,431	58,391	977,031	71,787	187,532	1.4	6.3	7.6	8.8
54134	Drafting services	1	a	D	D	3,169	10,974	487	1,084	*	D	D	D
54135	Building inspection services	2	b	D	D	5,764	16,291	631	1,830	*	D	D	D
54136	Geophysical surveying and mapping services	21	2,885	313	1,064	777	11,596	791	3,093	2.7	24.9	39.6	34.4
54137	Surveying and mapping (except geophysical) services	26	1,546	91	276	9,860	69,201	2,927	6,760	0.3	2.2	3.1	4.1
54138	Testing laboratories	278	8,316	424	903	6,549	106,618	5,366	12,387	4.2	7.8	7.9	7.3
5414	Specialized design services	39	5,494	633	154	33,337	122,764	6,372	20,555	0.1	4.5	9.9	0.7
54141	Interior design services	4	34	3	12	13,605	45,425	2,070	9,799	*	0.1	0.1	0.1
54142	Industrial design services	15	4,889	591	67	1,637	13,899	1,189	1,542	0.9	35.2	49.7	4.3
54143	Graphic design services	12	435	29	69	16,452	57,148	2,799	8,281	0.1	0.8	1.0	0.8
54149	Other specialized design services	8	136	10	6	1,643	6,292	315	932	0.5	2.2	3.2	0.6
5415	Computer systems design and related services	903	67,851	5,737	14,033	118,081	1,252,197	94,988	244,389	0.8	5.4	6.0	5.7
54151	Computer systems design and related services	903	67,851	5,737	14,033	118,081	1,252,197	94,988	244,389	0.8	5.4	6.0	5.7
5416	Management, scientific, and technical consulting services	703	43,128	4,276	10,198	137,063	770,340	54,663	139,805	0.5	5.6	7.8	7.3
54161	Management consulting services	452	38,776	3,980	9,298	104,366	621,690	45,543	115,370	0.4	6.2	8.7	8.1
54162	Environmental consulting services	170	3,363	228	742	9,526	67,388	3,741	10,423	1.8	5.0	6.1	7.1
54169	Other scientific and technical consulting services	81	989	69	158	23,171	81,262	5,379	14,011	0.3	1.2	1.3	1.1
5417	Scientific research and development services	513	78,095	7,979	8,707	16,169	690,097	61,509	94,518	3.2	11.3	13.0	9.2
54171	Research and development in the physical, engineering, and life sciences	505	77,402	7,957	8,653	14,457	658,578	59,645	89,413	3.5	11.8	13.3	9.7
54172	Research and development in the social sciences and humanities	8	693	22	54	1,712	31,519	1,865	5,105	0.5	2.2	1.2	1.1
5418	Advertising and related services	450	40,172	2,962	6,615	40,654	447,797	26,129	87,434	1.1	9.0	11.3	7.6
54181	Advertising agencies	175	19,087	1,525	2,910	14,355	159,831	11,388	30,666	1.2	11.9	13.4	9.5
54182	Public relations agencies	118	5,276	546	1,018	7,728	48,785	3,938	9,279	1.5	10.8	13.9	11.0
54183	Media buying services	26	3,053	230	495	939	16,606	1,231	4,606	2.8	18.4	18.7	10.7
54184	Media representatives	7	463	45	135	1,952	14,637	985	3,577	0.4	3.2	4.6	3.8
54185	Display advertising	32	h	D	D	2,686	28,591	1,338	9,111	1.2	D	D	D
54186	Direct mail advertising	4	e	D	D	3,484	74,583	3,128	12,360	0.1	D	D	D
54187	Advertising material distribution services	15	702	59	204	931	14,946	1,031	4,171	1.6	4.7	5.7	4.9
54189	Other services related to advertising	73	7,748	463	1,201	8,579	89,818	3,089	13,664	0.9	8.6	15.0	8.8
5419	Other professional, scientific, and technical services	288	18,544	953	3,253	71,630	575,562	19,240	56,596	0.4	3.2	5.0	5.7
54191	Marketing research and public opinion polling	238	17,023	875	3,115	5,823	117,822	5,391	15,493	4.1	14.4	16.2	20.1
54192	Photographic services	5	a	D	D	19,056	89,031	1,960	6,767	*	D	D	D
54193	Translation and interpretation services	7	57	2	5	1,975	14,546	658	1,895	0.4	0.4	0.3	0.3
54194	Veterinary services	1	a	D	D	28,400	292,940	8,549	24,568	*	D	D	D
54199	All other professional, scientific, and technical services	37	1,442	74	130	16,376	61,223	2,682	7,874	0.2	2.4	2.8	1.7
55	Management of companies and enterprises	4,800	310,219	33,831	15,150	51,451	2,664,203	249,511	104,443	9.3	11.6	13.6	14.5
551	Management of companies and enterprises	4,800	310,219	33,831	15,150	51,451	2,664,203	249,511	104,443	9.3	11.6	13.6	14.5
5511	Management of companies and enterprises	4,800	310,219	33,831	15,150	51,451	2,664,203	249,511	104,443	9.3	11.6	13.6	14.5
55111	Management of companies and enterprises	4,800	310,219	33,831	15,150	51,451	2,664,203	249,511	104,443	9.3	11.6	13.6	14.5
56	Administrative and support and waste management and remediation services	6,988	473,243	14,508	29,228	395,292	10,250,955	301,450	630,771	1.8	4.6	4.8	4.6
561	Administrative and support services	6,612	461,501	13,938	26,507	373,505	9,864,750	284,603	555,583	1.8	4.7	4.9	4.8
5611	Office administrative services	438	3,758	300	698	29,604	369,211	17,799	39,295	1.5	1.0	1.7	1.8
56111	Office administrative services	438	3,758	300	698	29,604	369,211	17,799	39,295	1.5	1.0	1.7	1.8
5612	Facilities support services	232	11,013	491	936	5,855	265,262	11,194	25,735	4.0	4.2	4.4	3.6
56121	Facilities support services	232	11,013	491	936	5,855	265,262	11,194	25,735	4.0	4.2	4.4	3.6
5613	Employment services	1,958	180,227	4,663	6,599	53,097	5,305,054	150,104	209,690	3.7	3.4	3.1	3.1
56131	Employment placement agencies	63	1,124	116	279	16,192	279,078	9,429	18,795	0.4	0.4	1.2	1.5
56132	Temporary help services	1,886	178,033	4,491	6,239	31,932	3,043,015	70,050	105,691	5.9	5.9	6.4	5.9
56133	Professional employer organizations	9	1,070	56	81	4,973	1,982,961	70,625	85,205	0.2	0.1	0.1	0.1
5614	Business support services	404	52,069	1,631	4,168	36,495	826,476	23,809	62,297	1.1	6.3	6.9	6.7
56141	Document preparation services	34	i	D	D	5,208	46,781	1,410	3,404	0.7	D	D	D
56142	Telephone call centers	98	32,370	607	1,080	5,370	419,468	9,098	16,955	1.8	7.7	6.7	6.4
56143	Business service centers	19	2,479	106	384	11,672	99,238	2,953	10,368	0.2	2.5	3.6	3.7
56144	Collection agencies	24	1,423	38	70	5,179	143,879	4,804	12,245	0.5	1.0	0.8	0.6
56145	Credit bureaus	93	h	D	D	835	20,183	1,841	8,191	11.1	D	D	D
56149	Other business support services	136	3,338	229	757	8,231	96,927	3,704	11,134	1.7	3.4	6.2	6.8

See the note at the end of the table.

Table A1.1 Number, Employment, Payroll, and Shipments or Sales of Foreign-Owned and All U.S. Establishments, by Detailed Industry—Continues

NAICS code	Industry	Foreign-owned establishments				All U.S. establishments				Foreign-owned establishments as a percentage of all U.S. establishments ¹			
		Number of establishments	Number of employees	Millions of dollars		Number of establishments	Number of employees	Millions of dollars		Number of establishments	Number of employees	Payroll	Shipments or sales
				Payroll	Shipments or sales			Payroll	Shipments or sales				
5615	Travel arrangement and reservation services	1,165	19,673	893	1,783	22,595	258,329	12,409	37,112	5.2	7.6	7.2	4.8
56151	Travel agencies	1,066	12,855	550	1,015	15,804	121,694	6,377	17,289	6.7	10.6	8.6	5.9
56152	Tour operators	75	3,386	144	465	2,993	32,125	1,194	4,397	2.5	10.5	12.1	10.6
56159	Other travel arrangement and reservation services	24	3,432	199	303	3,798	104,510	4,838	15,426	0.6	3.3	4.1	2.0
5616	Investigation and security services	1,760	150,007	4,422	9,078	25,249	788,766	19,844	40,905	7.0	19.0	22.3	22.2
56161	Investigation, guard, and armored car services	1,481	126,380	3,188	4,626	15,033	672,187	14,995	24,912	9.9	18.8	21.3	18.6
56162	Security systems services	279	23,627	1,234	4,452	10,216	116,579	4,849	15,994	2.7	20.3	25.4	27.8
5617	Services to buildings and dwellings	424	37,726	977	2,078	179,530	1,723,943	38,919	103,363	0.2	2.2	2.5	2.0
56171	Exterminating and pest control services	89	3,549	160	467	12,642	95,764	3,347	8,693	0.7	3.7	4.8	5.4
56172	Janitorial services	279	31,695	732	1,326	53,814	940,889	15,623	33,021	0.5	3.4	4.7	4.0
56173	Landscaping services	29	g	D	D	93,687	596,896	17,389	53,910	*	D	D	D
56179	Other services to buildings and dwellings	27	f	D	D	10,828	51,445	1,572	4,778	0.2	D	D	D
5619	Other support services	231	7,028	562	1,168	21,080	327,709	10,525	37,185	1.1	2.1	5.3	3.1
56191	Packaging and labeling services	7	440	14	56	1,958	45,747	1,298	5,050	0.4	1.0	1.1	1.1
56192	Convention and trade show organizers	19	1,046	96	427	4,583	86,418	2,912	11,238	0.4	1.2	3.3	3.8
56199	All other support services	205	5,542	452	684	14,539	195,544	6,315	20,897	1.4	2.8	7.2	3.3
562	Waste management and remediation services	376	11,742	571	2,721	21,787	386,205	16,848	75,188	1.7	3.0	3.4	3.6
5621	Waste collection	152	i	D	D	10,097	195,638	8,365	40,462	1.5	D	D	D
56211	Waste collection	152	i	D	D	10,097	195,638	8,365	40,462	1.5	D	D	D
5622	Waste treatment and disposal	131	3,340	184	997	2,600	63,558	3,246	14,265	5.0	5.3	5.7	7.0
56221	Waste treatment and disposal	131	3,340	184	997	2,600	63,558	3,246	14,265	5.0	5.3	5.7	7.0
5629	Remediation and other waste management services	93	g	D	D	9,090	127,009	5,237	20,461	1.0	D	D	D
56291	Remediation services	50	561	33	104	3,573	77,998	3,484	12,424	1.4	0.7	0.9	0.8
56292	Materials recovery facilities	17	319	15	91	1,133	15,803	557	4,072	1.5	2.0	2.7	2.2
56299	All other waste management services	26	g	D	D	4,384	33,208	1,195	3,965	0.6	D	D	D
61	Educational services	590	10,183	431	1,160	61,385	539,951	14,259	44,981	1.0	1.9	3.0	2.6
611	Educational services	590	10,183	431	1,160	61,385	539,951	14,259	44,981	1.0	1.9	3.0	2.6
6114	Business schools and computer and management training	61	2,244	175	505	8,350	64,987	3,343	10,037	0.7	3.5	5.2	5.0
61142	Computer training	9	f	D	D	2,211	17,407	909	2,458	0.4	D	D	D
61143	Professional and management development training	52	g	D	D	5,762	41,986	2,284	7,172	0.9	D	D	D
6115	Technical and trade schools	30	2,180	108	295	8,124	105,520	3,442	10,630	0.4	2.1	3.1	2.8
61151	Technical and trade schools	30	2,180	108	295	8,124	105,520	3,442	10,630	0.4	2.1	3.1	2.8
6116	Other schools and instruction	123	3,176	54	174	38,186	304,151	4,970	15,521	1.3	1.0	1.1	1.1
61161	Fine arts schools	6	e	D	D	11,478	74,135	1,041	3,248	0.1	D	D	D
61162	Sports and recreation instruction	4	a	D	D	12,292	80,085	1,182	3,690	*	D	D	D
61163	Language schools	89	h	D	D	1,334	18,052	292	858	6.7	D	D	D
61169	All other schools and instruction	24	c	D	D	13,082	131,879	2,455	7,726	0.2	D	D	D
6117	Educational support services	376	2,583	94	186	6,725	65,293	2,505	8,793	5.6	4.0	3.8	2.1
61171	Educational support services	376	2,583	94	186	6,725	65,293	2,505	8,793	5.6	4.0	3.8	2.1
62	Health care and social assistance	5,647	123,991	3,924	11,807	784,626	16,792,074	662,720	1,668,277	0.7	0.7	0.6	0.7
621	Ambulatory health care services	1,971	62,901	2,561	8,298	547,561	5,703,441	274,711	668,453	0.4	1.1	0.9	1.2
6211	Offices of physicians	135	3,678	422	779	220,131	2,109,762	147,214	336,282	0.1	0.2	0.3	0.2
62111	Offices of physicians	135	3,678	422	779	220,131	2,109,762	147,214	336,282	0.1	0.2	0.3	0.2
6212	Offices of dentists	2	a	D	D	127,057	825,447	34,325	93,930	*	D	D	D
62121	Offices of dentists	2	a	D	D	127,057	825,447	34,325	93,930	*	D	D	D
6213	Offices of other health practitioners	180	h	D	D	125,063	614,836	19,352	50,318	0.1	D	D	D
62132	Offices of optometrists	113	e	D	D	20,071	100,732	3,096	10,316	0.6	D	D	D
62134	Offices of physical, occupational and speech therapists, and audiologists	58	3,903	166	276	30,328	241,908	8,327	17,785	0.2	1.6	2.0	1.6
62139	Offices of all other health practitioners	9	61	1	2	20,739	74,341	2,560	7,105	*	0.1	*	*
6214	Outpatient care centers	1,078	22,196	899	4,133	29,776	655,149	27,672	74,092	3.6	3.4	3.2	5.6
62149	Other outpatient care centers	1,078	22,196	899	4,133	18,653	440,065	20,984	60,228	5.8	5.0	4.3	6.9
6215	Medical and diagnostic laboratories	62	3,445	182	597	13,106	241,003	13,007	40,078	0.5	1.4	1.4	1.5
62151	Medical and diagnostic laboratories	62	3,445	182	597	13,106	241,003	13,007	40,078	0.5	1.4	1.4	1.5
6216	Home health care services	189	i	D	D	23,070	984,164	23,788	47,617	0.8	D	D	D
62161	Home health care services	189	i	D	D	23,070	984,164	23,788	47,617	0.8	D	D	D
6219	Other ambulatory health care services	325	21,242	706	2,158	9,358	273,080	9,354	26,136	3.5	7.8	7.5	8.3
62191	Ambulance services	119	j	D	D	4,490	141,209	4,123	9,951	2.7	D	D	D
62199	All other ambulatory health care services	206	j	D	D	4,868	131,871	5,231	16,185	4.2	D	D	D
622	Hospitals	10	3,789	178	530	6,505	5,528,843	264,977	702,960	0.2	0.1	0.1	0.1
6221	General medical and surgical hospitals	5	h	D	D	5,102	5,077,619	244,333	657,318	0.1	D	D	D
62211	General medical and surgical hospitals	5	h	D	D	5,102	5,077,619	244,333	657,318	0.1	D	D	D
6223	Specialty (except psychiatric and substance abuse) hospitals	5	f	D	D	834	233,711	11,390	28,453	0.6	D	D	D
62231	Specialty (except psychiatric and substance abuse) hospitals	5	f	D	D	834	233,711	11,390	28,453	0.6	D	D	D
623	Nursing and residential care facilities	3,427	52,591	1,086	2,777	76,395	3,070,693	74,570	169,060	4.5	1.7	1.5	1.6
6231	Nursing care facilities	240	j	D	D	16,320	1,591,190	41,657	92,517	1.5	D	D	D
62311	Nursing care facilities	240	j	D	D	16,320	1,591,190	41,657	92,517	1.5	D	D	D
6232	Residential mental retardation/health and substance abuse facilities	3,117	k	D	D	33,113	594,679	13,283	26,967	9.4	D	D	D
62321	Residential mental retardation facilities	3,114	k	D	D	26,273	445,950	9,323	18,275	11.9	D	D	D
62322	Residential mental health and substance abuse facilities	3	b	D	D	6,840	148,729	3,960	8,692	*	D	D	D
6233	Community care facilities for the elderly	20	769	12	34	20,831	732,560	15,618	41,238	0.1	0.1	0.1	0.1
62331	Community care facilities for the elderly	20	769	12	34	20,831	732,560	15,618	41,238	0.1	0.1	0.1	0.1
6239	Other residential care facilities	50	e	D	D	6,131	152,264	4,011	8,339	0.8	D	D	D
62399	Other residential care facilities	50	e	D	D	6,131	152,264	4,011	8,339	0.8	D	D	D
624	Social assistance	239	4,710	99	201	154,165	2,489,097	48,462	127,804	0.2	0.2	0.2	0.2
6241	Individual and family services	215	h	D	D	57,437	1,166,042	24,954	63,062	0.4	D	D	D
62411	Child and youth services	20	e	D	D	9,723	155,730	4,149	11,399	0.2	D	D	D
62412	Services for the elderly and persons with disabilities	47	g	D	D	20,433	621,545	11,007	25,263	0.2	D	D	D
62419	Other individual and family services	148	f	D	D	27,281	388,767	9,798	26,400	0.5	D	D	D
6243	Vocational rehabilitation services	23	g	D	D	7,631	303,713	5,165	11,536	0.3	D	D	D
62431	Vocational rehabilitation services	23	g	D	D	7,631	303,713	5,165	11,536	0.3	D	D	D
6244	Child day care services	1	a	D	D	75,112	855,126	13,952	29,686	*	D	D	D
62441	Child day care services	1	a	D	D	75,112	855,126	13,952	29,686	*	D	D	D

See the note at the end of the table.

Table A1.1 Number, Employment, Payroll, and Shipments or Sales of Foreign-Owned and All U.S. Establishments, by Detailed Industry—Table Ends

NAICS code	Industry	Foreign-owned establishments				All U.S. establishments				Foreign-owned establishments as a percentage of all U.S. establishments ¹			
		Number of establishments	Number of employees	Millions of dollars		Number of establishments	Number of employees	Millions of dollars		Number of establishments	Number of employees	Payroll	Shipments or sales
				Payroll	Shipments or sales			Payroll	Shipments or sales				
71	Arts, entertainment, and recreation	272	28,033	903	4,099	124,620	2,061,348	58,359	189,417	0.2	1.4	1.5	2.2
711	Performing arts, spectator sports, and related industries	52	i	D	D	43,868	437,501	27,839	77,773	0.1	D	D	D
7111	Performing arts companies	14	1,810	43	303	8,838	127,648	3,980	13,574	0.2	1.4	1.1	2.2
71111	Theater companies and dinner theaters	12	g	D	D	3,423	69,174	1,995	6,890	0.4	D	D	D
71113	Musical groups and artists	2	a	D	D	4,498	41,033	1,506	5,118	*	D	D	D
712	Spectator sports	22	5,725	318	920	4,237	121,461	14,136	30,403	0.5	4.7	2.2	3.0
7121	Spectator sports	22	5,725	318	920	4,237	121,461	14,136	30,403	0.5	4.7	2.2	3.0
71211	Promoters of performing arts, sports, and similar events	5	101	3	33	6,647	121,395	2,957	16,122	0.1	0.1	0.1	0.2
71213	Promoters of performing arts, sports, and similar events with facility	1	a	D	D	2,613	98,816	2,003	9,785	*	D	D	D
712132	Promoters of performing arts, sports, and similar events without facility	4	b	D	D	4,034	22,579	954	6,337	0.1	D	D	D
7114	Agents/managers for artists, athletes, and other public figures	6	b	D	D	3,534	18,676	1,694	4,919	0.2	D	D	D
71141	Agents/managers for artists, athletes, and other public figures	6	b	D	D	3,534	18,676	1,694	4,919	0.2	D	D	D
7115	Independent artists, writers, and performers	5	54	5	16	20,612	48,321	5,072	12,755	*	0.1	0.1	0.1
71151	Independent artists, writers, and performers	5	54	5	16	20,612	48,321	5,072	12,755	*	0.1	0.1	0.1
712	Museums, historical sites, and similar institutions	2	b	D	D	7,125	130,071	3,662	13,285	*	D	D	D
7121	Museums, historical sites, and similar institutions	2	b	D	D	7,125	130,071	3,662	13,285	*	D	D	D
71211	Museums	1	a	D	D	4,664	83,899	2,434	9,172	*	D	D	D
71213	Zoos and botanical gardens	1	a	D	D	569	29,510	832	2,791	0.2	D	D	D
713	Amusement, gambling, and recreation industries	218	20,298	531	2,817	73,627	1,493,776	26,859	98,359	0.3	1.4	2.0	2.9
7131	Amusement parks and arcades	137	13,739	373	1,872	3,145	133,993	2,802	13,544	4.4	10.3	13.3	13.8
71311	Amusement and theme parks	5	j	D	D	468	100,362	2,391	11,890	1.1	D	D	D
71312	Amusement arcades	132	g	D	D	2,677	33,631	411	1,654	4.9	D	D	D
7132	Gambling industries	34	2,323	96	762	2,327	169,640	4,566	25,135	1.5	1.4	2.1	3.0
71321	Casinos (except casino hotels)	1	c	D	D	300	111,240	3,154	16,557	0.3	D	D	D
71329	Other gambling industries	33	g	D	D	2,027	58,400	1,412	8,578	1.6	D	D	D
7139	Other amusement and recreation services	47	4,236	61	183	68,155	1,190,143	19,490	59,680	0.1	0.4	0.3	0.3
71391	Golf courses and country clubs	21	926	21	71	12,193	328,582	8,092	21,196	0.2	0.3	0.3	0.3
71392	Skiing facilities	1	g	D	D	374	73,471	639	2,257	0.3	D	D	D
71393	Marinas	5	b	D	D	4,002	29,346	906	4,042	0.1	D	D	D
71394	Fitness and recreational sports centers	13	1,556	27	67	31,919	579,175	7,090	21,416	*	0.3	0.4	0.3
71395	Bowling centers	1	b	D	D	4,564	81,554	995	3,403	*	D	D	D
71399	All other amusement and recreation industries	6	e	D	D	15,103	98,015	1,769	7,367	*	D	D	D
72	Accommodation and food services	13,558	354,306	7,044	26,322	634,361	11,600,751	170,827	613,796	2.1	3.1	4.1	4.3
721	Accommodation	956	73,223	2,044	7,343	62,740	1,970,661	46,393	180,391	1.5	3.7	4.4	4.1
7211	Traveler accommodation	955	i	D	D	53,103	1,919,638	45,139	175,184	1.8	D	D	D
72111	Hotels (except casino hotels) and motels	954	i	D	D	48,108	1,462,464	31,593	122,033	2.0	D	D	D
72112	Casino hotels	1	i	D	D	307	433,606	13,162	51,559	0.3	D	D	D
7213	Rooming and boarding houses	1	a	D	D	2,217	11,084	164	811	*	D	D	D
72131	Rooming and boarding houses	1	a	D	D	2,217	11,084	164	811	*	D	D	D
722	Food services and drinking places	12,602	281,083	5,000	18,979	571,621	9,630,090	124,434	433,405	2.2	2.9	4.0	4.4
7221	Full-service restaurants	137	9,001	180	540	220,089	4,603,747	63,259	192,259	0.1	0.2	0.3	0.3
72211	Full-service restaurants	137	9,001	180	540	220,089	4,603,747	63,259	192,259	0.1	0.2	0.3	0.3
7222	Limited-service eating places	948	22,614	255	951	269,155	4,082,091	46,100	182,949	0.4	0.6	0.6	0.5
72221	Limited-service eating places	948	22,614	255	951	269,155	4,082,091	46,100	182,949	0.4	0.6	0.6	0.5
7223	Special food services	11,511	249,389	4,564	17,484	35,453	588,058	10,891	39,879	32.5	42.4	41.9	43.8
72231	Food service contractors	11,503	248,846	4,552	17,452	23,250	454,789	8,570	31,957	49.5	54.7	53.1	54.6
72232	Caterers	8	543	12	32	10,273	126,563	2,207	7,352	0.1	0.4	0.5	0.4
7224	Drinking places (alcoholic beverages)	6	79	1	4	46,924	356,194	4,183	18,318	*	*	*	*
72241	Drinking places (alcoholic beverages)	6	79	1	4	46,924	356,194	4,183	18,318	*	*	*	*
81	Other services (except public administration)	3,553	48,989	1,731	6,446	540,148	3,479,011	99,123	405,284	0.7	1.4	1.7	1.6
811	Repair and maintenance	2,304	30,197	1,402	5,075	222,151	1,261,083	40,070	137,733	1.0	2.4	3.5	3.7
8111	Automotive repair and maintenance	1,501	13,674	421	1,473	165,552	877,395	24,618	85,887	0.9	1.6	1.7	1.7
81111	Automotive mechanical and electrical repair and maintenance	129	1,713	61	236	95,713	394,563	11,844	43,556	0.1	0.4	0.5	0.5
81112	Automotive body, paint, interior, and glass repair	993	6,545	239	832	42,559	254,967	9,055	30,006	2.3	2.6	2.6	2.8
81119	Other automotive repair and maintenance	379	5,416	121	405	27,280	227,865	3,718	12,325	1.4	2.4	3.3	3.3
8112	Electronic and precision equipment repair and maintenance	179	5,444	289	1,369	13,021	124,676	5,645	19,327	1.4	4.4	5.1	7.1
81121	Electronic and precision equipment repair and maintenance	179	5,444	289	1,369	13,021	124,676	5,645	19,327	1.4	4.4	5.1	7.1
8113	Commercial and industrial machine and equipment (except automotive/electrical) repair and maintenance	345	9,321	629	2,145	22,749	181,534	7,754	25,962	1.5	5.1	8.1	8.3
81131	Commercial and industrial machine and equipment (except automotive/electrical) repair and maintenance	345	9,321	629	2,145	22,749	181,534	7,754	25,962	1.5	5.1	8.1	8.3
8114	Personal and household goods repair and maintenance	279	1,758	64	87	20,829	77,478	2,052	6,557	1.3	2.3	3.1	1.3
81141	Home and garden equipment and appliance repair and maintenance	7	e	D	D	6,190	28,409	806	2,596	0.1	D	D	D
81149	Other personal and household goods repair and maintenance	272	g	D	D	8,886	30,618	811	2,635	3.1	D	D	D
812	Personal and laundry services	1,238	18,635	322	1,331	210,151	1,337,539	26,759	82,105	0.6	1.4	1.2	1.6
8121	Personal care services	1,113	j	D	D	112,791	613,307	10,530	26,305	1.0	D	D	D
81211	Hair, nail, and skin care services	4	118	3	6	94,007	496,823	8,968	20,904	*	*	*	*
81219	Other personal care services	1,109	j	D	D	18,784	116,484	1,562	5,401	5.9	D	D	D
8122	Death care services	73	f	D	D	21,400	138,013	4,190	15,293	0.3	D	D	D
81221	Funeral homes and funeral services	73	f	D	D	15,693	102,978	3,034	11,943	0.5	D	D	D
8123	Drycleaning and laundry services	37	1,584	35	83	39,989	346,067	7,517	23,234	0.1	0.5	0.5	0.4
81232	Drycleaning and laundry services (except coin-operated)	22	e	D	D	26,448	169,979	2,762	8,086	0.1	D	D	D
81233	Linen and uniform supply	15	g	D	D	2,580	135,779	4,153	11,794	0.6	D	D	D
8129	Other personal services	15	2,207	70	210	35,971	240,152	4,521	17,274	*	0.9	1.5	1.2
81291	Pet care (except veterinary) services	1	a	D	D	11,353	52,509	851	2,346	*	D	D	D
81292	Photofinishing	7	g	D	D	1,915	19,895	592	2,025	0.4	D	D	D
81293	Parking lots and garages	3	b	D	D	13,010	125,630	2,008	8,276	*	D	D	D
81299	All other personal services	4	g	D	D	9,693	42,118	1,071	4,627	*	D	D	D
813	Religious/grantmaking/civic/professional and similar organizations	11	157	7	40	107,846	880,389	32,294	185,447	*	*	*	*
8133	Social advocacy organizations	1	a	D	D	15,520	130,831	4,842	19,730	*	D	D	D
81331	Social advocacy organizations	1	a	D	D	15,520	130,831	4,842	19,730	*	D	D	D
8139	Business/professional/labor/political and similar organizations	10	c	D	D	44,856	327,189	15,210	56,997	*	D	D	D
81391	Business associations	5	62	5	34	17,028	116,055	6,509	22,482	*	0.1	0.1	0.2
81399	Other similar organizations (except business, professional, labor, and political)	5	b	D	D	20,943	134,948	4,333	18,830	*	D	D	D

NOTE: The following ranges are given in employment cells that are suppressed: a—0 to 19; b—20 to 99; c—100 to 249; e—250 to 499; f—500 to 999; g—1,000 to 2,499; h—2,500 to 4,999; i—5,000 to 9,999; j—10,000 to 24,999; k—25,000 to 49,999; l—50,000 to 99,999; m—100,000 or more.

Table A1.2 Employment, and Number by Employment Size Class, of Foreign-Owned Establishments, by Detailed Industry—Continues

NAICS code	Industry	Number of employees	Number of establishments						
			Total	Employment size class					
				0–19 ¹	20–49	50–99	100–249	250–999	1,000 and over
	All industries	5,697,812	131,927	90,464	20,052	9,429	7,912	3,579	491
21	Mining	99,316	1,150	625	260	109	74	68	14
211	Oil and gas extraction	16,416	140	68	30	19	11	9	3
2111	Oil and gas extraction	16,416	140	68	30	19	11	9	3
21111	Oil and gas extraction	16,416	140	68	30	19	11	9	3
212	Mining, except oil and gas	38,217	770	461	183	55	36	33	2
2121	Coal mining	h	11	0	0	1	3	7	0
21211	Coal mining	h	11	0	0	1	3	7	0
2122	Metal ore mining	15,362	55	17	4	0	13	19	2
21221	Iron ore mining	g	4	0	0	0	0	4	0
21222	Gold ore and silver ore mining	8,293	27	8	3	0	7	7	2
21223	Copper, nickel, lead, and zinc mining	2,991	11	1	0	0	5	5	0
21229	Other metal ore mining	g	13	8	1	0	1	3	0
2123	Nonmetallic mineral mining and quarrying	j	704	444	179	54	20	7	0
21231	Stone mining and quarrying	10,039	393	225	124	31	12	1	0
21232	Sand, gravel, clay, and refractory mining	6,398	292	212	54	18	5	3	0
21239	Other nonmetallic mineral mining	g	19	7	1	5	3	3	0
213	Support activities for mining	44,683	240	96	47	35	27	26	9
2131	Support activities for mining	44,683	240	96	47	35	27	26	9
21311	Support activities for mining	44,683	240	96	47	35	27	26	9
22	Utilities	32,814	976	655	176	63	57	25	0
221	Utilities	32,814	976	655	176	63	57	25	0
2211	Electric power generation, transmission, and distribution	18,408	449	276	88	36	33	16	0
22111	Electric power generation	5,588	184	116	41	13	11	3	0
22112	Electric power transmission, control, and distribution	12,820	265	160	47	23	22	13	0
2212	Natural gas distribution	1,351	14	3	4	1	4	2	0
22121	Natural gas distribution	1,351	14	3	4	1	4	2	0
2213	Water, sewage, and other systems	13,055	513	376	84	26	20	7	0
22131	Water supply and irrigation systems	9,905	248	156	47	20	18	7	0
22132	Sewage treatment facilities	h	257	213	37	5	2	0	0
22133	Steam and air-conditioning supply	c	8	7	0	1	0	0	0
23	Construction	131,916	1,398	451	361	236	238	98	14
236	Construction of buildings	28,351	199	34	33	51	52	24	5
2361	Residential building construction	7,811	85	14	22	26	19	3	1
23611	Residential building construction	7,811	85	14	22	26	19	3	1
2362	Nonresidential building construction	20,540	114	20	11	25	33	21	4
23621	Industrial building construction	450	11	7	1	2	1	0	0
23622	Commercial building construction	20,090	103	13	10	23	32	21	4
237	Heavy and civil engineering construction	53,916	437	207	74	38	67	42	9
2371	Utility system construction	20,943	54	8	7	8	13	12	6
23711	Water and sewer system construction	4,440	23	5	2	4	8	3	1
23712	Oil and gas pipeline construction	4,854	17	2	3	3	4	4	1
23713	Power and communication system construction	11,649	14	1	2	1	1	5	4
2372	Land subdivision	617	14	6	3	4	1	0	0
23721	Land subdivision	617	14	6	3	4	1	0	0
2373	Highway, street, and bridge construction	25,539	347	188	61	25	47	24	2
23731	Highway, street, and bridge construction	25,539	347	188	61	25	47	24	2
2379	Other heavy construction	6,817	22	5	3	1	6	6	1
23799	Other heavy construction	6,817	22	5	3	1	6	6	1
238	Specialty trade contractors	49,649	762	210	254	147	119	32	0
2381	Building foundation and exterior contractors	4,699	97	45	31	9	7	5	0
23811	Poured concrete structure contractors	217	7	4	1	2	0	0	0
23812	Steel and precast concrete contractors	2,119	17	3	2	3	6	3	0
23813	Framing contractors	e	3	1	0	0	1	1	0
23814	Masonry contractors	163	8	5	3	0	0	0	0
23815	Glass and glazing contractors	g	45	20	23	2	0	0	0
23816	Roofing contractors	c	2	0	0	2	0	0	0
23819	Other building exterior contractors	f	15	12	2	0	0	1	0
2382	Building equipment contractors	35,097	498	117	166	101	93	21	0
23821	Electrical contractors	7,023	139	57	41	20	18	3	0
23822	Plumbing and HVAC contractors	7,857	67	10	17	16	14	10	0
23829	Other building equipment contractors	20,217	292	50	108	65	61	8	0
2383	Building finishing contractors	3,615	69	23	23	17	4	2	0
23831	Drywall and insulation contractors	g	43	9	17	15	1	1	0
23832	Painting and wall covering contractors	c	2	0	1	0	1	0	0
23833	Flooring contractors	e	13	8	3	1	1	0	0
23835	Finish carpentry contractors	823	10	5	2	1	1	1	0
23839	Other building finishing contractors	a	1	1	0	0	0	0	0
2389	Other specialty trade contractors	6,238	98	25	34	20	15	4	0
23891	Site preparation contractors	2,371	35	7	15	4	7	2	0
23899	All other specialty trade contractors	3,867	63	18	19	16	8	2	0
31–33	Manufacturing	1,598,163	10,176	2,760	1,882	1,658	2,226	1,449	201
42	Wholesale trade	546,451	16,308	10,961	3,014	1,233	804	263	33
423	Durable goods merchant wholesalers	375,020	11,619	7,738	2,198	905	579	179	20
4231	Motor vehicle and parts and supplies merchant wholesalers	44,523	1,092	678	225	105	60	19	5
42311	Automobile and other motor vehicle merchant wholesalers	16,654	195	83	47	38	15	8	4
42312	Motor vehicle supplies and new parts merchant wholesalers	20,420	550	365	82	53	39	10	1
42313	Tire and tube merchant wholesalers	7,276	338	226	91	14	6	1	0
42314	Motor vehicle parts (used) merchant wholesalers	173	9	4	5	0	0	0	0
4232	Furniture and home furnishing merchant wholesalers	6,487	203	142	30	13	13	5	0
42321	Furniture merchant wholesalers	1,347	66	50	8	6	1	1	0
42322	Home furnishing merchant wholesalers	5,140	137	92	22	7	12	4	0
4233	Lumber and other construction material merchant wholesalers	18,713	1,024	745	208	54	13	4	0
42331	Lumber, plywood, and wood panel merchant wholesalers	6,514	275	167	77	24	6	1	0
42332	Brick, stone, and construction material merchant wholesalers	4,881	395	357	21	10	4	3	0
42333	Roofing, siding, and insulation material merchant wholesalers	1,769	102	77	21	4	0	0	0
42339	Other construction material merchant wholesalers	5,549	252	144	89	16	3	0	0

See the note at the end of the table.

Table A1.2 Employment, and Number by Employment Size Class, of Foreign-Owned Establishments, by Detailed Industry—Continues

NAICS code	Industry	Number of employees	Number of establishments						
			Total	Employment size class					
				0–19 ¹	20–49	50–99	100–249	250–999	1,000 and over
4234	Professional and commercial equipment and supplies merchant wholesalers	90,132	1,833	1,051	380	195	139	63	5
42341	Photographic equipment and supplies merchant wholesalers	5,562	63	25	15	12	4	6	1
42342	Office equipment merchant wholesalers	29,846	952	588	204	105	43	12	0
42343	Computer and peripheral equipment and software merchant wholesalers	28,910	427	260	78	28	35	22	4
42344	Other commercial equipment merchant wholesalers	1,236	23	11	5	3	3	1	0
42345	Medical, dental, and hospital equipment and supplies merchant wholesalers	15,426	168	64	31	23	33	17	0
42346	Ophthalmic goods merchant wholesalers	6,418	130	67	30	15	13	5	0
42349	Other professional equipment and supplies merchant wholesalers	2,734	70	36	17	9	8	0	0
4235	Metal and mineral (except petroleum) merchant wholesalers	14,655	552	326	143	58	23	2	0
42351	Metal service centers and other metal merchant wholesalers	14,100	515	296	138	57	22	2	0
42352	Coal and other mineral and ore merchant wholesalers	555	37	30	5	1	1	0	0
4236	Electrical goods merchant wholesalers	81,335	2,111	1,372	391	174	127	39	8
42361	Electrical apparatus and equipment and wiring supplies merchant wholesalers	26,524	938	624	182	72	48	11	1
42362	Electrical appliance, TV and radio merchant wholesalers	9,713	193	115	29	23	17	8	1
42369	Other electronic parts and equipment merchant wholesalers	45,098	980	633	180	79	62	20	6
4237	Hardware, plumbing and heating equipment and supplies merchant wholesalers	32,826	2,168	1,758	299	74	27	9	1
42371	Hardware merchant wholesalers	11,387	759	661	64	14	11	8	1
42372	Plumbing and heating equipment and supplies merchant wholesalers	17,775	1,236	983	195	46	11	1	0
42373	Warm air heating and air conditioning equipment merchant wholesalers	1,536	122	98	20	4	0	0	0
42374	Refrigeration equipment and supplies merchant wholesalers	2,128	51	16	20	10	5	0	0
4238	Machinery, equipment, and supplies merchant wholesalers	62,225	2,172	1,435	409	177	129	22	0
42381	Construction and mining machinery and equipment merchant wholesalers	5,244	172	118	30	10	10	4	0
42382	Farm and garden machinery and equipment merchant wholesalers	2,311	62	33	17	7	4	1	0
42383	Industrial machinery and equipment merchant wholesalers	38,144	1,293	796	279	127	83	8	0
42384	Industrial supplies merchant wholesalers	7,222	363	275	54	18	14	2	0
42385	Service establishment equipment and supplies merchant wholesalers	3,269	164	145	6	3	8	2	0
42386	Transportation equipment and supplies (except motor vehicles) merchant wholesalers	6,035	118	68	23	12	10	5	0
4239	Miscellaneous durable goods merchant wholesalers	24,124	464	231	113	55	48	16	1
42391	Sporting and recreational goods and supplies merchant wholesalers	3,705	90	54	13	11	10	2	0
42392	Toy and hobby goods and supplies merchant wholesalers	3,261	28	9	8	3	5	3	0
42393	Recyclable material merchant wholesalers	5,161	159	71	58	23	7	0	0
42394	Jewelry, watch, precious stone, and precious metal merchant wholesalers	2,571	35	16	7	2	6	4	0
42399	Other miscellaneous durable goods merchant wholesalers	9,426	152	81	27	16	20	7	1
424	Nondurable goods merchant wholesalers	168,776	4,484	3,052	793	321	221	84	13
4241	Paper and paper product merchant wholesalers	10,146	310	184	62	37	25	2	0
42411	Printing and writing paper merchant wholesalers	376	17	13	1	2	1	0	0
42412	Stationery and office supplies merchant wholesalers	4,398	126	81	18	9	17	1	0
42413	Industrial and personal service paper merchant wholesalers	5,372	167	90	43	26	7	1	0
4242	Drugs and druggists' sundries merchant wholesalers	59,155	404	201	75	35	50	32	11
42421	Drugs and druggists' sundries merchant wholesalers	59,155	404	201	75	35	50	32	11
4243	Apparel, piece goods, and notions merchant wholesalers	8,544	190	113	40	16	15	4	2
42431	Piece goods, notions, other dry goods merchant wholesalers	1,103	86	70	10	4	2	0	0
42432	Men's and boys' clothing and accessories merchant wholesalers	1,553	27	9	8	3	6	1	0
42433	Women's and children's clothing and accessories merchant wholesalers	2,011	60	29	21	5	5	0	0
42434	Footwear merchant wholesalers	3,877	17	5	1	4	2	3	2
4244	Grocery and related product merchant wholesalers	34,404	956	551	236	100	45	24	0
42441	General line grocery merchant wholesalers	1,948	18	7	3	2	3	3	0
42442	Packaged frozen food merchant wholesalers	1,473	107	90	13	2	2	0	0
42443	Dairy product (except dried/canned) merchant wholesalers	5,042	98	45	33	10	6	4	0
42444	Poultry and poultry product merchant wholesalers	c	5	1	3	1	0	0	0
42445	Confectionery merchant wholesalers	1,305	20	12	3	2	1	2	0
42446	Fish and seafood merchant wholesalers	544	23	13	7	3	0	0	0
42447	Meat and meat product merchant wholesalers	c	19	15	4	0	0	0	0
42448	Fresh fruit and vegetable merchant wholesalers	683	55	43	11	1	0	0	0
42449	Other grocery and related products merchant wholesalers	22,983	611	325	159	79	33	15	0
4245	Farm products raw materials merchant wholesalers	3,103	232	201	22	4	5	0	0
42451	Grain and field bean merchant wholesalers	2,882	193	165	20	3	5	0	0
42452	Livestock merchant wholesalers	b	31	30	1	0	0	0	0
42459	Other farm product raw materials merchant wholesalers	c	8	6	1	1	0	0	0
4246	Chemicals and allied products merchant wholesalers	19,885	1,007	751	157	52	43	4	0
42461	Plastics materials and basic forms merchant wholesalers	2,725	155	118	21	13	3	0	0
42469	Other chemicals and allied products merchant wholesalers	17,160	852	633	136	39	40	4	0
4247	Petroleum and petroleum products merchant wholesalers	7,481	343	261	57	15	7	3	0
42471	Petroleum bulk stations and terminals	4,155	237	185	41	7	3	1	0
42472	Petroleum and petroleum product merchant wholesalers (except bulk)	3,326	106	76	16	8	4	2	0
4248	Beer, wine, and alcoholic beverage merchant wholesalers	3,429	77	47	14	8	3	5	0
42481	Beer and ale merchant wholesalers	1,224	23	8	8	4	1	2	0
42482	Wine and alcoholic beverage merchant wholesalers	2,205	54	39	6	4	2	3	0
4249	Miscellaneous nondurable goods merchant wholesalers	22,629	965	743	130	54	28	10	0
42491	Farm supplies merchant wholesalers	10,777	669	549	90	18	11	1	0
42492	Book, periodical, and newspaper merchant wholesalers	6,954	127	67	22	22	12	4	0
42493	Flowers and florists' supplies merchant wholesalers	571	14	10	2	1	0	1	0
42494	Tobacco and tobacco product merchant wholesalers	878	12	4	3	3	1	1	0
42495	Paint, varnish, and supplies merchant wholesalers	1,072	28	20	2	4	1	1	0
42499	Other miscellaneous nondurable goods merchant wholesalers	2,377	115	93	11	6	3	2	0
425	Wholesale electronic markets and agents and brokers	2,655	205	171	23	7	4	0	0
4251	Wholesale electronic markets and agents and brokers	2,655	205	171	23	7	4	0	0
42512	Wholesale trade agents and brokers	2,655	205	171	23	7	4	0	0

See the note at the end of the table.

Table A1.2 Employment, and Number by Employment Size Class, of Foreign-Owned Establishments, by Detailed Industry—Continues

NAICS code	Industry	Number of employees	Number of establishments						
			Total	Employment size class					
				0-19 ¹	20-49	50-99	100-249	250-999	1,000 and over
44-45	Retail trade	585,514	33,917	27,232	4,390	1,436	793	64	2
441	Motor vehicle and parts dealers.....	36,205	3,068	2,932	96	20	19	1	0
4411	Automobile dealers	4,979	59	5	18	16	19	1	0
44111	New car dealers.....	h	57	5	17	15	19	1	0
44112	Used car dealers.....	c	2	0	1	1	0	0	0
4412	Other motor vehicle dealers.....	c	19	19	0	0	0	0	0
44122	Motorcycle, boat, and other motor vehicle dealers.....	c	19	19	0	0	0	0	0
4413	Automotive parts, accessories, and tire stores.....	k	2,990	2,908	78	4	0	0	0
44131	Automotive parts and accessories stores.....	674	71	68	3	0	0	0	0
44132	Tire dealers.....	k	2,919	2,840	75	4	0	0	0
442	Furniture and home furnishings stores.....	21,726	490	286	104	66	7	27	0
4421	Furniture stores.....	j	111	57	22	1	4	27	0
44211	Furniture stores.....	j	111	57	22	1	4	27	0
4422	Home furnishings stores.....	i	379	229	82	65	3	0	0
44221	Floor covering stores.....	b	5	4	1	0	0	0	0
44229	Other home furnishings stores.....	i	374	225	81	65	3	0	0
443	Electronics and appliance stores.....	9,830	1,129	1,105	22	1	1	0	0
4431	Electronics and appliance stores.....	9,830	1,129	1,105	22	1	1	0	0
44311	Appliance, television, and other electronics stores.....	9,586	1,113	1,092	20	0	1	0	0
44312	Computer and software stores.....	c	5	3	1	1	0	0	0
44313	Camera and photographic supplies stores.....	c	11	10	1	0	0	0	0
444	Building material and garden equipment and supplies dealers.....	23,740	1,842	1,510	257	64	11	0	0
4441	Building material and supplies dealers.....	23,724	1,838	1,506	257	64	11	0	0
44411	Home centers.....	b	2	1	0	1	0	0	0
44412	Paint and wallpaper stores.....	h	709	703	6	0	0	0	0
44413	Hardware stores.....	b	2	1	1	0	0	0	0
44419	Other building material dealers.....	19,785	1,125	801	250	63	11	0	0
4442	Lawn and garden equipment and supplies stores.....	16	4	4	0	0	0	0	0
44421	Outdoor power equipment stores.....	a	3	3	0	0	0	0	0
44422	Nursery, garden center, and farm supply stores.....	a	1	1	0	0	0	0	0
445	Food and beverage stores.....	246,350	5,148	2,153	1,119	1,141	719	16	0
4451	Grocery stores.....	244,442	4,832	1,847	1,111	1,139	719	16	0
44511	Supermarkets and other grocery (except convenience) stores.....	234,863	3,803	821	1,108	1,139	719	16	0
44512	Convenience stores.....	9,579	1,029	1,026	3	0	0	0	0
4452	Specialty food stores.....	g	295	286	7	2	0	0	0
44522	Fish and seafood markets.....	b	5	5	0	0	0	0	0
44529	Other specialty food stores.....	1,664	290	281	7	2	0	0	0
4453	Beer, wine, and liquor stores.....	c	21	20	1	0	0	0	0
44531	Beer, wine, and liquor stores.....	c	21	20	1	0	0	0	0
446	Health and personal care stores.....	96,832	9,707	7,963	1,723	20	1	0	0
4461	Health and personal care stores.....	96,832	9,707	7,963	1,723	20	1	0	0
44611	Pharmacies and drug stores.....	k	1,863	829	1,024	10	0	0	0
44612	Cosmetics, beauty supplies, and perfume stores.....	14,013	832	494	327	10	1	0	0
44613	Optical goods stores.....	k	4,340	3,971	369	0	0	0	0
44619	Other health and personal care stores.....	i	2,672	2,669	3	0	0	0	0
447	Gasoline stations.....	53,782	6,280	6,123	149	8	0	0	0
4471	Gasoline stations.....	53,782	6,280	6,123	149	8	0	0	0
44711	Gasoline stations with convenience stores.....	51,239	5,724	5,590	134	0	0	0	0
44719	Other gasoline stations.....	2,543	556	533	15	8	0	0	0
448	Clothing and clothing accessories stores.....	68,977	5,246	4,394	794	47	11	0	0
4481	Clothing stores.....	36,370	2,071	1,461	558	41	11	0	0
44811	Men's clothing stores.....	934	92	83	9	0	0	0	0
44812	Women's clothing stores.....	18,925	1,194	894	294	6	0	0	0
44813	Children's and infants' clothing stores.....	f	70	69	1	0	0	0	0
44814	Family clothing stores.....	13,818	538	261	235	32	10	0	0
44815	Clothing accessories stores.....	1,994	168	146	18	3	1	0	0
44819	Other clothing stores.....	b	9	8	1	0	0	0	0
4482	Shoe stores.....	11,105	1,128	1,079	48	1	0	0	0
44821	Shoe stores.....	11,105	1,128	1,079	48	1	0	0	0
4483	Jewelry, luggage, and leather goods stores.....	21,502	2,047	1,854	188	5	0	0	0
44831	Jewelry stores.....	19,040	1,731	1,549	182	0	0	0	0
44832	Luggage and leather goods stores.....	2,462	316	305	6	5	0	0	0
451	Sporting goods, hobby, book, and music stores.....	1,681	150	134	12	2	2	0	0
4511	Sporting goods, hobby, and musical instrument stores.....	610	53	49	4	0	0	0	0
45111	Sporting goods stores.....	b	6	5	1	0	0	0	0
45112	Hobby, toy, and game stores.....	f	47	44	3	0	0	0	0
4512	Book, periodical, and music stores.....	1,071	97	85	8	2	2	0	0
45121	Book stores and news dealers.....	e	84	81	3	0	0	0	0
45122	Prerecorded tape, compact disc, and record stores.....	f	13	4	5	2	2	0	0
452	General merchandise stores.....	4,640	341	318	13	1	7	2	0
4529	Other general merchandise stores.....	4,640	341	318	13	1	7	2	0
45291	Warehouse clubs and supercenters.....	f	4	0	0	0	3	1	0
45299	All other general merchandise stores.....	h	337	318	13	1	4	1	0
453	Miscellaneous store retailers.....	3,059	123	95	13	10	3	2	0
4532	Office supplies, stationery, and gift stores.....	g	90	66	12	8	3	1	0
45321	Office supplies and stationery stores.....	b	7	7	0	0	0	0	0
45322	Gift, novelty, and souvenir stores.....	1,991	83	59	12	8	3	1	0
4533	Used merchandise stores.....	b	7	7	0	0	0	0	0
45331	Used merchandise stores.....	b	7	7	0	0	0	0	0
4539	Other miscellaneous store retailers.....	923	26	22	1	2	0	1	0
45392	Art dealers.....	754	9	6	1	1	0	1	0
45393	Manufactured (mobile) home dealers.....	a	2	2	0	0	0	0	0
45399	All other miscellaneous store retailers.....	c	15	14	0	1	0	0	0
454	Nonstore retailers.....	18,692	393	219	88	56	12	16	2
4541	Electronic shopping and mail-order houses.....	9,515	86	61	1	6	1	15	2
45411	Electronic shopping and mail-order houses.....	9,515	86	61	1	6	1	15	2
4542	Vending machine operators.....	h	151	70	57	22	2	0	0
45421	Vending machine operators.....	h	151	70	57	22	2	0	0
4543	Direct selling establishments.....	i	156	88	30	28	9	1	0
45431	Fuel dealers.....	f	31	19	8	3	1	0	0
45439	Other direct selling establishments.....	4,420	125	69	22	25	8	1	0

See the note at the end of the table.

Table A1.2 Employment, and Number by Employment Size Class, of Foreign-Owned Establishments, by Detailed Industry—Continues

NAICS code	Industry	Number of employees	Number of establishments						
			Total	Employment size class					
				0-19 ¹	20-49	50-99	100-249	250-999	1,000 and over
48-49	Transportation and warehousing²	283,058	5,797	3,291	1,108	669	540	181	8
481	Air transportation	f	11	4	2	2	2	1	0
4811	Scheduled air transportation	216	4	2	0	1	1	0	0
48111	Scheduled air transportation	216	4	2	0	1	1	0	0
4812	Nonscheduled air transportation	f	7	2	2	1	1	1	0
48121	Nonscheduled air transportation	f	7	2	2	1	1	1	0
483	Water transportation	3,112	108	71	14	15	6	2	0
4831	Deep sea, coastal, and Great Lakes water transportation	2,750	99	64	13	15	6	1	0
48311	Deep sea, coastal, and Great Lakes water transportation	2,750	99	64	13	15	6	1	0
4832	Inland water transportation	362	9	7	1	0	0	1	0
48321	Inland water transportation	362	9	7	1	0	0	1	0
484	Truck transportation	19,276	551	333	127	50	30	11	0
4841	General freight trucking	10,952	297	183	57	34	16	7	0
48411	General freight trucking, local	2,577	85	61	14	6	2	2	0
48412	General freight trucking, long-distance	8,375	212	122	43	28	14	5	0
4842	Specialized freight trucking	8,324	254	150	70	16	14	4	0
48421	Used household and office goods moving	c	5	2	3	0	0	0	0
48422	Specialized freight (except used goods) trucking, local	4,035	106	58	29	11	6	2	0
48423	Specialized freight (except used goods) trucking, long-distance	h	143	90	38	5	8	2	0
485	Transit and ground passenger transportation	61,535	623	135	123	153	168	41	3
4851	Urban transit systems	15,991	88	12	12	22	25	14	3
48511	Urban transit systems	15,991	88	12	12	22	25	14	3
4852	Interurban and rural bus transportation	g	38	17	6	4	11	0	0
48521	Interurban and rural bus transportation	g	38	17	6	4	11	0	0
4853	Taxi and limousine service	299	5	2	1	1	1	0	0
48531	Taxi service	e	3	1	0	1	1	0	0
48532	Limousine service	b	2	1	1	0	0	0	0
4854	School and employee bus transportation	40,044	460	97	97	120	121	25	0
48541	School and employee bus transportation	40,044	460	97	97	120	121	25	0
4855	Charter bus industry	927	13	4	3	2	4	0	0
48551	Charter bus industry	927	13	4	3	2	4	0	0
4859	Other transit and ground passenger transportation	g	19	3	4	4	6	2	0
48599	Other transit and ground passenger transportation	g	19	3	4	4	6	2	0
486	Pipeline transportation	4,412	308	259	34	10	5	0	0
4861	Pipeline transportation of crude oil	1,898	117	91	19	5	2	0	0
48611	Pipeline transportation of crude oil	1,898	117	91	19	5	2	0	0
4862	Pipeline transportation of natural gas	1,056	89	82	4	1	2	0	0
48621	Pipeline transportation of natural gas	1,056	89	82	4	1	2	0	0
4869	Other pipeline transportation	1,458	102	86	11	4	1	0	0
48691	Pipeline transportation of refined petroleum products	1,356	98	83	11	3	1	0	0
48699	All other pipeline transportation	102	4	3	0	1	0	0	0
487	Scenic and sightseeing transportation	g	21	9	4	5	2	1	0
4871	Scenic and sightseeing transportation, land	g	18	6	4	5	2	1	0
48711	Scenic and sightseeing transportation, land	g	18	6	4	5	2	1	0
4872	Scenic and sightseeing transportation, water	b	3	3	0	0	0	0	0
48721	Scenic and sightseeing transportation, water	b	3	3	0	0	0	0	0
488	Support activities for transportation	92,118	2,310	1,464	454	187	135	67	3
4881	Support activities for air transportation	39,541	421	167	104	46	63	38	3
48811	Airport operations	30,930	330	132	86	36	45	29	2
48819	Other support activities for air transportation	8,611	91	35	18	10	18	9	1
4882	Support activities for rail transportation	601	15	10	2	1	1	1	0
48821	Support activities for rail transportation	601	15	10	2	1	1	1	0
4883	Support activities for water transportation	6,337	115	63	27	12	6	7	0
48831	Port and harbor operations	300	11	8	2	0	1	0	0
48832	Marine cargo handling	4,688	49	19	14	7	2	7	0
48833	Navigational services to shipping and salvage	c	4	1	2	0	1	0	0
48839	Other support activities for water transportation	g	51	35	9	5	2	0	0
4884	Support activities for road transportation	1,668	122	102	17	2	0	1	0
48849	Other support activities for road transportation	1,668	122	102	17	2	0	1	0
4885	Freight transportation arrangement	43,665	1,630	1,119	302	125	64	20	0
48851	Freight transportation arrangement	43,665	1,630	1,119	302	125	64	20	0
4889	Other support activities for transportation	306	7	3	2	1	1	0	0
48899	Other support activities for transportation	306	7	3	2	1	1	0	0
492	Couriers and messengers	k	553	356	67	52	68	9	1
4921	Couriers	k	547	350	67	52	68	9	1
49211	Couriers	k	547	350	67	52	68	9	1
4922	Local messengers and local delivery	a	6	6	0	0	0	0	0
49221	Local messengers and local delivery	a	6	6	0	0	0	0	0
493	Warehousing and storage	70,629	1,312	660	283	195	124	49	1
4931	Warehousing and storage	70,629	1,312	660	283	195	124	49	1
49311	General warehousing and storage	57,426	977	453	219	154	109	41	1
49312	Refrigerated warehousing and storage	4,995	81	19	36	18	6	2	0
49313	Farm product warehousing and storage	431	34	30	2	2	0	0	0
49319	Other warehousing and storage	7,777	220	158	26	21	9	6	0
51	Information	270,504	6,240	4,749	777	265	227	184	38
511	Publishing industries (except Internet)	96,076	991	440	259	120	89	70	13
5111	Newspaper, periodical, book, and directory publishers	59,371	590	245	185	62	47	42	9
51111	Newspaper publishers	5,684	66	31	19	4	5	5	2
51112	Periodical publishers	12,668	145	56	33	26	15	15	0
51113	Book publishers	28,675	102	34	17	8	21	16	6
51114	Directory and mailing list publishers	11,000	267	118	115	23	5	6	0
51119	Other publishers	1,344	10	6	1	1	0	0	1
512	Software publishers	36,705	401	195	74	58	42	28	4
5121	Software publishers	36,705	401	195	74	58	42	28	4

See the note at the end of the table.

Table A1.2 Employment, and Number by Employment Size Class, of Foreign-Owned Establishments, by Detailed Industry—Continues

NAICS code	Industry	Number of employees	Number of establishments						
			Total	Employment size class					
				0-19 ¹	20-49	50-99	100-249	250-999	1,000 and over
512	Motion picture and sound recording industries	23,992	172	82	35	16	19	14	6
5121	Motion picture and video industries	17,543	118	58	24	14	10	7	5
51211	Motion picture and video production	13,498	89	50	16	7	7	5	4
51212	Motion picture and video distribution	e	8	3	3	0	2	0	0
51213	Motion picture and video exhibition	e	2	0	0	1	0	1	0
51219	Postproduction and other motion picture and video industries	3,283	19	5	5	6	1	1	1
5122	Sound recording industries	6,449	54	24	11	2	9	7	1
51221	Record production	a	1	1	0	0	0	0	0
51222	Integrated record production/distribution	5,354	37	16	8	1	4	7	1
51223	Music publishers	686	13	6	3	1	3	0	0
51224	Sound recording studios	c	2	1	0	0	1	0	0
51229	Other sound recording industries	c	1	0	0	0	1	0	0
515	Broadcasting (except Internet)	17,487	395	277	67	15	21	14	1
5151	Radio and television broadcasting	13,256	302	213	52	12	16	8	1
51511	Radio broadcasting	b	4	4	0	0	0	0	0
51512	Television broadcasting	j	298	209	52	12	16	8	1
5152	Cable and other subscription programming	4,231	93	64	15	3	5	6	0
51521	Cable and other subscription programming	4,231	93	64	15	3	5	6	0
517	Telecommunications	102,054	4,315	3,763	352	73	51	61	15
5171	Wired telecommunications carriers	9,191	688	617	33	18	12	8	0
51711	Wired telecommunications carriers	9,191	688	617	33	18	12	8	0
5172	Wireless telecommunications carriers (except satellite)	i	3,552	3,097	304	52	34	50	15
51721	Wireless telecommunications carriers (except satellite)	i	3,552	3,097	304	52	34	50	15
5174	Satellite telecommunications	g	53	40	7	1	2	3	0
51741	Satellite telecommunications	g	53	40	7	1	2	3	0
5179	Other telecommunications	g	22	9	8	2	3	0	0
51791	Other telecommunications	g	22	9	8	2	3	0	0
518	Internet service providers, Web search portals, and data processing	19,240	202	85	42	24	28	22	1
5182	Data processing, hosting, and related services	19,240	202	85	42	24	28	22	1
51821	Data processing, hosting, and related services	19,240	202	85	42	24	28	22	1
519	Other information services	11,655	165	102	22	17	19	3	2
5191	Other information services	11,655	165	102	22	17	19	3	2
51911	News syndicates	412	22	18	2	0	2	0	0
51912	Libraries and archives	a	2	2	0	0	0	0	0
51913	Internet publishing and broadcasting and Web search portals	11,233	140	81	20	17	17	3	2
51919	All other information services	a	1	1	0	0	0	0	0
52	Finance and insurance ³	420,338	14,288	11,692	1,383	505	422	238	48
522	Credit intermediation and related activities	193,723	9,486	8,435	638	156	132	105	20
5221	Depository credit intermediation	145,834	7,325	6,480	539	124	104	63	15
52211	Commercial banking	122,952	5,548	4,811	466	114	90	52	15
52212	Savings institutions	22,785	1,774	1,669	70	10	14	11	0
52219	Other depository credit intermediation	97	3	0	3	0	0	0	0
5222	Nondepository credit intermediation	43,979	2,004	1,822	87	26	25	39	5
52221	Credit card issuing	6,683	24	11	2	1	2	6	2
52222	Sales financing	16,001	205	109	40	18	17	20	1
52229	Other nondepository credit intermediation	21,295	1,775	1,702	45	7	6	13	2
5223	Activities related to credit intermediation	3,910	157	133	12	6	3	3	0
52231	Mortgage and nonmortgage loan brokers	e	19	16	2	0	1	0	0
52232	Financial transactions processing, reserve, and clearinghouse activities	2,572	117	104	4	5	2	2	0
52239	Other activities related to credit intermediation	g	21	13	6	1	0	1	0
523	Securities intermediation and related activities	100,422	1,946	1,199	383	171	133	49	11
5231	Securities and commodity contracts intermediation and brokerage	73,934	1,320	774	286	126	94	32	8
52311	Investment banking and securities dealing	22,676	86	36	17	11	9	9	4
52312	Securities brokerage	47,166	1,107	628	261	113	82	20	3
52313	Commodity contracts dealing	1,370	92	82	5	2	2	1	0
52314	Commodity contracts brokerage	2,722	35	28	3	0	1	2	1
5232	Securities and commodity exchanges	c	1	0	0	0	1	0	0
52321	Securities and commodity exchanges	c	1	0	0	0	1	0	0
5239	Other financial investment activities	k	625	425	97	45	38	17	3
52391	Miscellaneous intermediation	f	63	54	5	3	1	0	0
52392	Portfolio management	20,554	453	294	75	39	31	11	3
52393	Investment advice	1,378	74	57	12	1	4	0	0
52399	All other financial investment activities	3,554	35	20	5	2	2	6	0
524	Insurance carriers and related activities	126,193	2,856	2,058	362	178	157	84	17
5241	Insurance carriers	110,331	2,161	1,512	287	144	125	76	17
52411	Direct life, health, and medical insurance carriers	60,638	1,171	890	120	65	45	39	12
52412	Other direct insurance carriers	43,775	859	538	143	70	72	32	4
52413	Reinsurance carriers	5,918	131	84	24	9	8	5	1
5242	Agencies, brokerages, and other insurance related activities	15,862	695	546	75	34	32	8	0
52421	Insurance agencies and brokerages	11,793	582	463	58	31	24	6	0
52429	Other insurance related activities	4,069	113	83	17	3	8	2	0
53	Real estate and rental and leasing	42,595	2,069	1,608	344	70	29	16	2
531	Real estate	24,470	1,169	977	126	32	20	12	2
5311	Lessors of real estate	7,629	735	643	77	10	3	2	0
53111	Lessors of residential buildings and dwellings	1,052	88	77	8	1	2	0	0
53112	Lessors of nonresidential buildings (except miniwarehouses)	6,369	623	545	67	8	1	2	0
53113	Lessors of miniwarehouses and self-storage units	74	13	12	1	0	0	0	0
53119	Lessors of other real estate property	134	11	9	1	1	0	0	0
5312	Offices of real estate agents and brokers	1,946	81	62	11	4	2	2	0
53121	Offices of real estate agents and brokers	1,946	81	62	11	4	2	2	0
5313	Activities related to real estate	14,895	353	272	38	18	15	8	2
53131	Real estate property managers	i	236	188	22	10	10	5	1
53132	Offices of real estate appraisers	f	21	13	3	3	2	0	0
53139	Other activities related to real estate	4,439	96	71	13	5	3	3	1

See the note at the end of the table.

Table A1.2 Employment, and Number by Employment Size Class, of Foreign-Owned Establishments, by Detailed Industry—Continues

NAICS code	Industry	Number of employees	Number of establishments						
			Total	Employment size class					
				0-19 ¹	20-49	50-99	100-249	250-999	1,000 and over
532	Rental and leasing services	16,780	840	585	210	35	7	3	0
5321	Automotive equipment rental and leasing	705	37	34	1	1	0	1	0
53211	Passenger car rental and leasing	f	3	1	0	1	0	1	0
53212	Truck, utility trailer, and RV rental and leasing	c	34	33	1	0	0	0	0
5322	Consumer goods rental	f	52	37	12	3	0	0	0
53222	Formal wear and costume rental	a	2	2	0	0	0	0	0
53223	Video tape and disc rental	b	1	0	0	1	0	0	0
53229	Other consumer goods rental	578	49	35	12	2	0	0	0
5323	General rental centers	b	4	3	1	0	0	0	0
53231	General rental centers	b	4	3	1	0	0	0	0
5324	Commercial and industrial machinery and equipment rental and leasing	15,391	747	511	196	31	7	2	0
53241	Construction/transportation/mining/forestry machinery and equipment rental and leasing	3,531	171	112	42	14	3	0	0
53242	Office machinery and equipment rental and leasing	534	19	4	14	1	0	0	0
53249	Other commercial/industrial machinery and equipment rental and leasing	11,326	557	395	140	16	4	2	0
533	Lessors of nonfinancial intangible assets (except copyrighted works)	1,345	60	46	8	3	2	1	0
5331	Lessors of nonfinancial intangible assets (except copyrighted works)	1,345	60	46	8	3	2	1	0
53311	Lessors of nonfinancial intangible assets (except copyrighted works)	1,345	60	46	8	3	2	1	0
54	Professional, scientific, and technical services	338,179	4,200	2,112	878	531	402	232	45
541	Professional, scientific, and technical services	338,179	4,200	2,112	878	531	402	232	45
5411	Legal services	1,116	56	44	5	5	1	1	0
54111	Offices of lawyers	e	10	6	2	1	0	1	0
54119	Other legal services	f	46	38	3	4	1	0	0
5412	Accounting, tax preparation, bookkeeping, and payroll services	7,101	82	37	25	4	7	8	1
54121	Accounting, tax preparation, bookkeeping, and payroll services	7,101	82	37	25	4	7	8	1
5413	Architectural, engineering, and related services	76,678	1,166	560	266	167	121	43	9
54131	Architectural services	2,035	35	14	6	7	8	0	0
54132	Landscape architectural services	a	3	3	0	0	0	0	0
54133	Engineering services	61,803	800	369	176	120	90	36	9
54134	Drafting services	a	1	1	0	0	0	0	0
54135	Building inspection services	b	2	1	0	1	0	0	0
54136	Geophysical surveying and mapping services	2,885	21	4	6	3	4	4	0
54137	Surveying and mapping (except geophysical) services	1,546	26	11	4	6	4	1	0
54138	Testing laboratories	8,316	278	157	74	30	15	2	0
5414	Specialized design services	5,494	39	23	6	5	3	1	1
54141	Interior design services	34	4	0	0	0	0	0	0
54142	Industrial design services	4,889	15	7	1	3	2	1	1
54143	Graphic design services	435	12	6	4	1	1	0	0
54149	Other specialized design services	136	8	6	1	1	0	0	0
5415	Computer systems design and related services	67,851	903	418	206	141	81	49	8
54151	Computer systems design and related services	67,851	903	418	206	141	81	49	8
5416	Management, scientific, and technical consulting services	43,128	703	477	109	40	40	30	7
54161	Management consulting services	38,776	452	294	57	31	33	30	7
54162	Environmental consulting services	3,363	170	116	42	7	5	0	0
54169	Other scientific and technical consulting services	989	81	67	10	2	2	0	0
5417	Scientific research and development services	78,095	513	209	111	66	65	47	15
54171	Research and development in the physical, engineering and life sciences	77,402	505	203	110	66	65	46	15
54172	Research and development in the social sciences and humanities	693	8	6	1	0	0	1	0
5418	Advertising and related services	40,172	450	174	97	72	66	39	2
54181	Advertising agencies	19,087	175	60	34	30	26	25	0
54182	Public relations agencies	5,276	118	50	37	17	13	1	0
54183	Media buying services	3,053	26	9	3	7	3	4	0
54184	Media representatives	463	7	3	1	1	2	0	0
54185	Display advertising	h	32	14	2	4	7	5	0
54186	Direct mail advertising	e	4	0	2	0	2	0	0
54187	Advertising material distribution services	702	15	8	3	0	4	0	0
54189	Other services related to advertising	7,748	73	30	15	13	9	4	2
5419	Other professional, scientific, and technical services	18,544	288	170	53	31	18	14	2
54191	Marketing research and public opinion polling	17,023	238	126	50	30	18	12	2
54192	Photographic services	a	5	5	0	0	0	0	0
54193	Translation and interpretation services	57	7	6	1	0	0	0	0
54194	Veterinary services	a	1	1	0	0	0	0	0
54199	All other professional, scientific, and technical services	1,442	37	32	2	1	0	2	0
55	Management of companies and enterprises	310,219	4,800	3,137	659	379	341	240	44
551	Management of companies and enterprises	310,219	4,800	3,137	659	379	341	240	44
5511	Management of companies and enterprises	310,219	4,800	3,137	659	379	341	240	44
55111	Management of companies and enterprises	310,219	4,800	3,137	659	379	341	240	44
56	Administrative and support and waste management and remediation services	473,243	6,988	3,652	1,039	932	1,021	319	25
561	Administrative and support services	461,501	6,612	3,456	934	878	1,002	317	25
5611	Office administrative services	3,758	438	395	27	14	2	0	0
56111	Office administrative services	3,758	438	395	27	14	2	0	0
5612	Facilities support services	11,013	232	128	48	35	13	7	1
56121	Facilities support services	11,013	232	128	48	35	13	7	1
5613	Employment services	180,227	1,958	794	286	382	390	98	8
56131	Employment placement agencies	1,124	63	44	13	4	2	0	0
56132	Temporary help services	178,033	1,886	746	270	378	388	96	8
56133	Professional employer organizations	1,070	9	4	3	0	0	2	0
5614	Business support services	52,069	404	213	39	27	49	69	7
56141	Document preparation services	i	34	4	5	4	10	10	1
56142	Telephone call centers	32,370	98	8	3	10	28	43	6
56143	Business service centers	2,479	19	6	5	1	2	5	0
56144	Collection agencies	1,423	24	15	3	3	0	3	0
56145	Credit bureaus	h	93	78	5	1	4	5	0
56149	Other business support services	3,338	136	102	18	8	5	3	0

See the note at the end of the table.

Table A1.2 Employment, and Number by Employment Size Class, of Foreign-Owned Establishments, by Detailed Industry—Continues

NAICS code	Industry	Number of employees	Number of establishments						
			Total	Employment size class					
				0-19 ¹	20-49	50-99	100-249	250-999	1,000 and over
5615	Travel arrangement and reservation services	19,673	1,165	989	95	49	24	6	2
56151	Travel agencies	12,855	1,066	928	74	42	18	4	0
56152	Tour operators	3,386	75	47	18	6	2	1	1
56159	Other travel arrangement and reservation services	3,432	24	14	3	1	4	1	1
5616	Investigation and security services	150,007	1,760	594	308	299	454	102	3
56161	Investigation, guard, and armored car services	126,380	1,481	521	224	255	395	84	2
56162	Security systems services	23,627	279	73	84	44	59	18	1
5617	Services to buildings and dwellings	37,726	424	197	83	46	63	31	4
56171	Exterminating and pest control services	3,549	89	42	29	7	10	1	0
56172	Janitorial services	31,695	279	135	32	30	49	29	4
56173	Landscaping services	g	29	8	9	7	4	1	0
56179	Other services to buildings and dwellings	f	27	12	13	2	0	0	0
5619	Other support services	7,028	231	146	48	26	7	4	0
56191	Packaging and labeling services	440	7	2	1	3	1	0	0
56192	Convention and trade show organizers	1,046	19	10	3	3	2	1	0
56199	All other support services	5,542	205	134	44	20	4	3	0
562	Waste management and remediation services	11,742	376	196	105	54	19	2	0
5621	Waste collection	i	152	55	56	29	12	0	0
56211	Waste collection	i	152	55	56	29	12	0	0
5622	Waste treatment and disposal	3,340	131	87	23	16	4	1	0
56221	Waste treatment and disposal	3,340	131	87	23	16	4	1	0
5629	Remediation and other waste management services	g	93	54	26	9	3	1	0
56291	Remediation services	561	50	40	8	2	0	0	0
56292	Materials recovery facilities	319	17	10	4	3	0	0	0
56299	All other waste management services	g	26	4	14	4	3	1	0
61	Educational services	10,183	590	481	65	25	16	3	0
611	Educational services	10,183	590	481	65	25	16	3	0
6114	Business schools and computer and management training	2,244	61	43	5	7	5	1	0
61142	Computer training	f	9	6	0	1	1	1	0
61143	Professional and management development training	g	52	37	5	6	4	0	0
6115	Technical and trade schools	2,180	30	11	5	8	5	1	0
61151	Technical and trade schools	2,180	30	11	5	8	5	1	0
6116	Other schools and instruction	3,176	123	62	51	7	3	0	0
61161	Fine arts schools	e	6	4	1	0	1	0	0
61162	Sports and recreation instruction	a	4	4	0	0	0	0	0
61163	Language schools	h	89	31	50	6	2	0	0
61169	All other schools and instruction	c	24	23	0	1	0	0	0
6117	Educational support services	2,583	376	365	4	3	3	1	0
61171	Educational support services	2,583	376	365	4	3	3	1	0
62	Health care and social assistance	123,991	5,647	4,249	861	286	214	34	3
621	Ambulatory health care services	62,901	1,971	1,051	686	139	67	26	2
6211	Offices of physicians	3,678	135	91	28	9	4	3	0
62111	Offices of physicians	3,678	135	91	28	9	4	3	0
6212	Offices of dentists	a	2	2	0	0	0	0	0
62121	Offices of dentists	a	2	2	0	0	0	0	0
6213	Offices of other health practitioners	h	180	173	4	1	0	0	2
62132	Offices of optometrists	e	113	111	2	0	0	0	0
62134	Offices of physical, occupational and speech therapists, and audiology	3,903	58	54	1	1	0	0	2
62139	Offices of all other health practitioners	61	9	8	1	0	0	0	0
6214	Outpatient care centers	22,196	1,078	612	424	40	1	1	0
62149	Other outpatient care centers	22,196	1,078	612	424	40	1	1	0
6215	Medical and diagnostic laboratories	3,445	62	33	16	6	3	4	0
62151	Medical and diagnostic laboratories	3,445	62	33	16	6	3	4	0
6216	Home health care services	i	189	69	59	42	18	1	0
62161	Home health care services	i	189	69	59	42	18	1	0
6219	Other ambulatory health care services	21,242	325	71	155	41	41	17	0
62191	Ambulance services	j	119	11	28	26	37	17	0
62199	All other ambulatory health care services	i	206	60	127	15	4	0	0
622	Hospitals	3,789	10	0	0	2	3	4	1
6221	General medical and surgical hospitals	h	5	0	0	0	0	4	1
62211	General medical and surgical hospitals	h	5	0	0	0	0	4	1
6223	Specialty (except psychiatric and substance abuse) hospitals	f	5	0	0	2	3	0	0
62231	Specialty (except psychiatric and substance abuse) hospitals	f	5	0	0	2	3	0	0
623	Nursing and residential care facilities	52,591	3,427	3,007	155	128	135	2	0
6231	Nursing care facilities	j	240	14	7	92	126	1	0
62311	Nursing care facilities	j	240	14	7	92	126	1	0
6232	Residential mental retardation/health and substance abuse facilities	k	3,117	2,941	134	33	8	1	0
62321	Residential mental retardation facilities	k	3,114	2,939	134	32	8	1	0
62322	Residential mental health and substance abuse facilities	b	3	2	0	1	0	0	0
6233	Community care facilities for the elderly	769	20	8	8	3	1	0	0
62331	Community care facilities for the elderly	769	20	8	8	3	1	0	0
6239	Other residential care facilities	e	50	44	6	0	0	0	0
62399	Other residential care facilities	e	50	44	6	0	0	0	0
624	Social assistance	4,710	239	191	20	17	9	2	0
6241	Individual and family services	h	215	182	18	10	4	1	0
62411	Child and youth services	e	20	14	6	0	0	0	0
62412	Services for the elderly and persons with disabilities	g	47	26	8	8	4	1	0
62419	Other individual and family services	f	148	142	4	2	0	0	0
6243	Vocational rehabilitation services	g	23	8	2	7	5	1	0
62431	Vocational rehabilitation services	g	23	8	2	7	5	1	0
6244	Child day care services	a	1	1	0	0	0	0	0
62441	Child day care services	a	1	1	0	0	0	0	0

See the note at the end of the table.

Table A1.2 Employment, and Number by Employment Size Class, of Foreign-Owned Establishments, by Detailed Industry—Table Ends

NAICS code	Industry	Number of employees	Number of establishments						
			Total	Employment size class					
				0–19 ¹	20–49	50–99	100–249	250–999	1,000 and over
71	Arts, entertainment, and recreation	28,033	272	157	38	29	33	11	4
711	Performing arts, spectator sports, and related industries	i	52	20	6	2	15	8	1
7111	Performing arts companies	1,810	14	2	1	0	11	0	0
71111	Theater companies and dinner theaters	g	12	0	1	0	11	0	0
71113	Musical groups and artists	a	2	2	0	0	0	0	0
7112	Spectator sports	5,725	22	4	4	1	4	8	1
71121	Spectator sports	5,725	22	4	4	1	4	8	1
7113	Promoters of performing arts, sports, and similar events	101	5	4	0	1	0	0	0
71131	Promoters of performing arts, sports, and similar events with facility	a	1	1	0	0	0	0	0
71132	Promoters of performing arts, sports, and similar events without facility	b	4	3	0	1	0	0	0
7114	Agents/managers for artists, athletes, and other public figures	b	6	6	0	0	0	0	0
71141	Agents/managers for artists, athletes, and other public figures	b	6	6	0	0	0	0	0
7115	Independent artists, writers, and performers	54	5	4	1	0	0	0	0
71151	Independent artists, writers, and performers	54	5	4	1	0	0	0	0
712	Museums, historical sites, and similar institutions	b	2	2	0	0	0	0	0
7121	Museums, historical sites, and similar institutions	b	2	2	0	0	0	0	0
71211	Museums	a	1	1	0	0	0	0	0
71213	Zoos and botanical gardens	a	1	1	0	0	0	0	0
713	Amusement, gambling, and recreation industries	20,298	218	135	32	27	18	3	3
7131	Amusement parks and arcades	13,739	137	112	6	13	3	1	2
71311	Amusement and theme parks	j	5	1	1	0	0	1	2
71312	Amusement arcades	g	132	111	5	13	3	0	0
7132	Gambling industries	2,323	34	8	13	5	7	1	0
71321	Casinos (except casino hotels)	c	1	0	0	0	1	0	0
71329	Other gambling industries	g	33	8	13	5	6	1	0
7139	Other amusement and recreation services	4,236	47	15	13	9	8	1	1
71391	Golf courses and country clubs	926	21	7	8	5	1	0	0
71392	Skiing facilities	g	1	0	0	0	0	0	1
71393	Marinas	b	5	4	1	0	0	0	0
71394	Fitness and recreational sports centers	1,556	13	3	1	2	6	1	0
71395	Bowling centers	b	1	0	0	1	0	0	0
71399	All other amusement and recreation industries	e	6	1	3	1	1	0	0
72	Accommodation and food services	354,306	13,558	9,566	2,451	950	441	141	9
721	Accommodation	73,223	956	601	165	45	84	55	6
7211	Traveler accommodation	i	955	600	165	45	84	55	6
72111	Hotels (except casino hotels) and motels	i	954	600	165	45	84	55	5
72112	Casino hotels	i	1	0	0	0	0	0	1
7213	Rooming and boarding houses	a	1	1	0	0	0	0	0
72131	Rooming and boarding houses	a	1	1	0	0	0	0	0
722	Food services and drinking places	281,083	12,602	8,965	2,286	905	357	86	3
7221	Full-service restaurants	9,001	137	16	55	48	14	4	0
72211	Full-service restaurants	9,001	137	16	55	48	14	4	0
7222	Limited-service eating places	22,614	948	513	382	48	5	0	0
72221	Limited-service eating places	22,614	948	513	382	48	5	0	0
7223	Special food services	249,389	11,511	8,432	1,847	809	338	82	3
72231	Food service contractors	248,846	11,503	8,432	1,842	807	337	82	3
72232	Caterers	543	8	0	5	2	1	0	0
7224	Drinking places (alcoholic beverages)	79	6	4	2	0	0	0	0
72241	Drinking places (alcoholic beverages)	79	6	4	2	0	0	0	0
81	Other services (except public administration)	48,989	3,553	3,086	366	53	34	13	1
811	Repair and maintenance	30,197	2,304	1,980	242	46	27	9	0
8111	Automotive repair and maintenance	13,674	1,501	1,341	144	12	4	0	0
81111	Automotive mechanical and electrical repair and maintenance	1,713	129	99	24	6	0	0	0
81112	Automotive body, paint, interior, and glass repair	6,545	993	911	79	2	1	0	0
81119	Other automotive repair and maintenance	5,416	379	331	41	4	3	0	0
8112	Electronic and precision equipment repair and maintenance	5,444	179	122	29	16	9	3	0
81121	Electronic and precision equipment repair and maintenance	5,444	179	122	29	16	9	3	0
8113	Commercial and industrial machine and equipment (except automotive/ electronic) repair and maintenance	9,321	345	243	68	16	13	5	0
81131	Commercial and industrial machine and equipment (except automotive/ electronic) repair and maintenance	9,321	345	243	68	16	13	5	0
8114	Personal and household goods repair and maintenance	1,758	279	274	1	2	1	1	0
81141	Home and garden equipment and appliance repair and maintenance	e	7	5	1	0	0	1	0
81149	Other personal and household goods repair and maintenance	g	272	269	0	2	1	0	0
812	Personal and laundry services	18,635	1,238	1,098	121	7	7	4	1
8121	Personal care services	j	1,113	997	109	5	1	1	0
81211	Hair, nail, and skin care services	118	4	2	1	1	0	0	0
81219	Other personal care services	j	1,109	995	108	4	1	1	0
8122	Death care services	f	73	68	5	0	0	0	0
81221	Funeral homes and funeral services	f	73	68	5	0	0	0	0
8123	Drycleaning and laundry services	1,584	37	29	2	1	3	2	0
81232	Drycleaning and laundry services (except coin-operated)	e	22	21	0	0	1	0	0
81233	Linen and uniform supply	g	15	8	2	1	2	2	0
8129	Other personal services	2,207	15	4	5	1	3	1	1
81291	Pet care (except veterinary) services	a	1	1	0	0	0	0	0
81292	Photofinishing	g	7	1	2	0	3	1	0
81293	Parking lots and garages	b	3	1	1	0	0	0	0
81299	All other personal services	g	4	1	2	0	0	0	1
813	Religious/grantmaking/civic/professional and similar organizations	157	11	8	3	0	0	0	0
8133	Social advocacy organizations	a	1	1	0	0	0	0	0
81331	Social advocacy organizations	a	1	1	0	0	0	0	0
8139	Business/professional/labor/political and similar organizations	c	10	7	3	0	0	0	0
81391	Business associations	62	5	4	1	0	0	0	0
81399	Other similar organizations (except business, professional, labor, and political)	b	5	3	2	0	0	0	0

NOTE: The following ranges are given in employment cells that are suppressed: a—0 to 19; b—20 to 99; c—100 to 249; e—250 to 499; f—500 to 999; g—1,000 to 2,499; h—2,500 to 4,999; i—5,000 to 9,999; j—10,000 to 24,999; k—25,000 to 49,999; l—50,000 to 99,999; m—100,000 or more.

Table A1.7 Number, Employment, Payroll, and Shipments or Sales of Foreign-Owned Establishments, by Detailed Country of UBO—Continues

Country	Number of establishments	Number of employees	Payroll	Shipments or sales
All countries	131,927	5,697,812	336,555	3,384,834
Canada	18,428	544,308	26,945	203,677
Europe	85,538	3,717,821	221,816	2,064,801
Belgium	2,980	128,824	4,142	36,297
Denmark	382	22,236	1,619	11,531
Finland	384	36,798	2,622	22,020
France	14,410	564,820	34,243	243,347
Germany	11,662	704,150	47,937	459,956
Ireland	2,753	86,732	4,735	30,572
Italy	1,437	80,752	3,657	36,291
Netherlands	6,424	384,921	19,443	307,585
Spain	2,091	59,095	2,757	20,378
Sweden	2,262	181,589	7,339	56,804
Switzerland	5,082	393,135	29,213	225,704
United Kingdom	33,251	1,004,226	60,827	580,620
Other	2,420	70,543	3,283	33,697
Austria	346	12,714	571	4,534
Belarus	1	a	D	D
Cyprus	4	b	D	D
Czech Republic	3	a	D	D
Gibraltar	1	a	D	D
Greece	144	i	D	D
Greenland	1	a	D	D
Hungary	2	e	D	D
Iceland	66	i	D	D
Liechtenstein	489	h	D	D
Lithuania	1	a	D	D
Luxembourg	1,135	23,045	656	4,416
Norway	145	9,694	602	12,303
Poland	2	a	D	D
Portugal	9	c	D	D
Russia	59	8,878	616	6,475
Slovenia	1	b	D	D
Turkey	11	e	D	D
Latin America and Other Western Hemisphere	5,596	372,922	23,998	189,032
South and Central America	2,589	121,941	5,683	103,353
Brazil	204	29,268	1,477	27,764
Mexico	1,809	45,451	1,958	20,606
Venezuela	122	i	D	D
Other	454	k	D	D
Argentina	7	c	D	D
Belize	112	k	D	D
Chile	74	g	D	D
Colombia	167	h	D	D
Costa Rica	26	c	D	D
Ecuador	4	c	D	D
El Salvador	1	c	D	D
Guatemala	3	b	D	D
Nicaragua	2	c	D	D
Panama	55	j	D	D
Peru	1	b	D	D
Uruguay	2	c	D	D
Other Western Hemisphere	3,007	250,981	18,315	85,679
Bermuda	2,013	189,324	14,103	61,475
United Kingdom Islands, Caribbean	522	33,939	2,137	17,175
Other	472	27,718	2,076	7,030
Bahamas	56	g	D	D
Barbados	2	a	D	D
Cuba	1	a	D	D
Dominican Republic	13	c	D	D
Netherlands Antilles	399	26,067	1,980	6,819
Trinidad and Tobago	1	a	D	D
Africa	116	7,016	474	7,650
South Africa	105	i	D	D
Other	11	e	D	D
Angola	1	b	D	D
Egypt	1	b	D	D
Liberia	3	e	D	D
Mauritius	3	b	D	D
Morocco	2	b	D	D
Nigeria	1	b	D	D

See the note at the end of the table.

Table A1.7 Number, Employment, Payroll, and Shipments or Sales of Foreign-Owned Establishments, by Detailed Country of UBO—Table Ends

Country	Number of establishments	Number of employees	Payroll	Shipments or sales
Middle East	2,061	62,230	2,923	31,130
Israel	907	17,486	978	12,771
Saudi Arabia	114	9,335	496	8,952
United Arab Emirates	147	i	D	D
Other	893	k	D	D
Bahrain	681	18,092	644	4,904
Iran	1	a	D	D
Jordan	1	b	D	D
Kuwait	160	i	D	D
Lebanon	37	h	D	D
Qatar	13	f	D	D
Asia and Pacific	18,479	904,203	53,719	812,834
Australia	1,576	72,706	4,645	45,957
China	53	1,455	98	1,138
Hong Kong	314	22,316	1,186	11,358
India	185	23,819	1,408	5,334
Japan	14,848	707,053	41,550	647,005
Korea, Republic of	321	24,860	1,626	71,085
Singapore	655	24,340	1,738	5,968
Taiwan	297	17,495	1,025	20,091
Other	230	10,159	443	4,898
Bangladesh	6	b	D	D
Brunei	2	f	D	D
Burma	1	a	D	D
Indonesia	23	e	D	D
Malaysia	57	4,875	210	1,103
New Zealand	47	2,875	136	2,680
Pakistan	4	c	D	D
Philippines	79	f	D	D
Thailand	9	e	D	D
Vanuatu	1	a	D	D
Vietnam	1	a	D	D
United States	1,709	89,312	6,680	75,711
European Union (27)	79,683	3,295,830	190,888	1,817,957
OPEC (12)	582	28,843	1,715	57,277

NOTE: The following ranges are given in employment cells that are suppressed: a—0 to 19; b—20 to 99; c—100 to 249; e—250 to 499; f—500 to 999; g—1,000 to 2,499; h—2,500 to 4,999; i—5,000 to 9,999; j—10,000 to 24,999; k—25,000 to 49,999; l—50,000 to 99,999; m—100,000 or more.

Table A1.8 Number of Foreign-Owned Establishments, Country of UBO by Selected Industry

Country	All industries	Mining	Utilities	Con-struction	Manu-facturing	Whole-sale trade	Retail trade	Transporta-tion and ware-housing ¹	Infor-mation	Finance and insurance ²			Real estate and rental and leasing	Pro-fessional and technical services	Accommo-dation and food services	Other ³
										Total	Of which:					
											Depository credit inter-mediation	Insurance				
All countries.....	131,927	1,150	976	1,398	10,176	16,308	33,917	5,797	6,240	14,288	7,325	2,856	2,069	4,200	13,558	21,850
Canada	18,428	106	45	101	684	1,337	7,822	497	210	2,269	1,268	427	141	385	80	4,751
Europe	85,538	695	896	1,088	5,955	9,345	18,105	3,554	5,582	10,052	5,439	1,539	1,408	2,702	12,658	13,498
Belgium	2,980	41	1	4	104	174	1,597	19	0	15	1	4	18	18	2	987
Denmark.....	382	0	0	1	57	60	35	172	1	0	0	0	1	21	0	34
Finland.....	384	3	2	65	122	92	0	6	1	2	1	0	0	12	1	78
France	14,410	101	272	162	928	1,658	1,128	273	561	1,122	721	248	45	441	5,688	2,031
Germany.....	11,662	12	242	263	1,270	1,406	3,314	1,574	847	358	27	152	208	277	52	1,839
Ireland	2,753	177	0	265	583	261	178	26	35	722	629	40	83	73	6	344
Italy.....	1,437	4	54	6	201	209	536	13	5	18	7	1	3	19	252	117
Netherlands.....	6,424	43	10	21	299	1,428	1,986	176	97	1,035	109	724	50	437	6	836
Spain	2,091	0	7	7	47	40	41	67	5	1,706	1,664	5	6	9	56	100
Sweden	2,262	1	0	55	294	302	179	20	13	13	3	2	9	40	1	1,335
Switzerland.....	5,082	49	1	86	525	406	301	234	111	839	23	300	16	144	53	2,317
United Kingdom.....	33,251	257	304	128	1,256	2,680	8,289	904	3,855	4,196	2,249	53	957	1,158	6,539	2,728
Other	2,420	7	3	25	269	629	521	70	51	26	5	10	12	53	2	752
Latin America and Other Western Hemisphere.....	5,596	193	8	82	1,013	1,015	669	256	149	685	41	596	164	300	70	992
South and Central America	2,589	55	1	52	763	575	665	77	8	64	40	2	31	28	20	250
Brazil	204	1	0	5	80	75	0	4	0	8	6	1	3	2	11	15
Mexico	1,809	53	0	43	530	361	642	31	6	8	0	1	15	14	6	100
Venezuela.....	122	0	0	0	7	59	1	10	0	32	27	0	4	2	1	6
Other	454	1	1	4	146	80	22	32	2	16	7	0	9	10	2	129
Other Western Hemisphere.....	3,007	138	7	30	250	440	4	179	141	621	1	594	133	272	50	742
Bermuda.....	2,013	92	3	28	230	377	1	71	134	301	0	292	115	237	6	418
United Kingdom Islands, Caribbean.....	522	11	4	2	8	16	3	100	4	308	0	302	12	21	8	25
Other	472	35	0	0	12	47	0	8	3	12	1	0	6	14	36	299
Africa	116	0	0	0	11	73	1	2	1	3	2	0	3	8	0	14
South Africa.....	105	0	0	0	10	72	1	1	1	1	0	0	0	5	0	14
Other	11	0	0	0	1	1	0	1	0	2	2	0	3	3	0	0
Middle East	2,061	2	7	10	143	212	819	92	64	35	9	10	48	66	491	72
Israel.....	907	1	7	0	37	45	697	13	12	6	3	2	16	49	4	20
Saudi Arabia.....	114	0	0	1	15	26	30	1	1	6	0	0	6	7	6	15
United Arab Emirates	147	0	0	8	27	50	1	9	2	5	2	0	21	3	12	9
Other	893	1	0	1	64	91	91	69	49	18	4	8	5	7	469	28
Asia and Pacific.....	18,479	142	20	110	2,228	4,196	6,490	1,099	198	1,026	565	149	298	678	247	1,747
Australia.....	1,576	120	9	26	540	216	49	119	16	85	5	63	88	20	32	256
China	53	2	0	0	3	11	3	7	3	8	7	0	4	8	0	4
Hong Kong.....	314	0	2	4	20	47	140	11	7	8	5	0	25	5	28	17
India.....	185	0	0	0	27	19	2	0	6	13	10	0	0	99	3	16
Japan.....	14,848	18	8	74	1,501	3,632	5,972	663	154	703	417	84	144	473	163	1,343
Korea, Republic of	321	0	0	0	38	148	4	39	3	31	23	1	2	18	8	30
Singapore	655	0	0	0	27	16	313	220	3	6	0	0	16	37	0	17
Taiwan	297	2	1	3	35	78	3	39	5	75	67	1	11	12	8	25
Other	230	0	0	3	37	29	4	1	1	97	31	0	8	6	5	39
United States	1,709	12	0	7	142	130	11	297	36	218	1	135	7	61	12	776
European Union (27)	79,683	641	894	1,000	5,375	8,403	17,760	3,262	5,470	9,207	5,414	1,239	1,388	2,537	12,603	11,143
OPEC (12)	582	0	0	9	90	139	34	55	3	66	40	8	37	18	93	38

Table A1.9 Employment of Foreign-Owned Establishments, Country of UBO by Selected Industry
(Number of employees)

Country	All industries	Mining	Utilities	Con-struction	Manu-facturing	Whole-sale trade	Retail trade	Transpor-tation and ware-housing ¹	Informa-tion	Finance and insurance ²			Real estate and rental and leasing	Pro-fessional and technical services	Accommo-dation and food services	Other ³
										Total	Of which:					
											Depository credit inter-mediation	Insurance				
All countries	5,697,812	99,316	32,814	131,916	1,598,163	546,451	585,514	283,058	270,504	420,338	145,834	126,193	42,595	338,179	354,306	994,658
Canada	544,308	8,973	g	11,181	130,373	40,726	81,221	19,856	22,665	58,046	19,862	21,464	8,129	20,907	h	137,353
Europe	3,717,821	39,774	29,509	94,973	901,825	299,295	414,478	212,657	212,981	295,679	m	77,230	23,747	213,887	291,281	687,735
Belgium	128,824	g	c	c	11,803	6,805	l	i	0	1,873	c	g	c	f	c	j
Denmark	22,236	0	0	b	8,791	5,212	e	h	a	0	0	0	a	g	0	g
Finland	36,798	e	b	h	19,506	9,575	0	e	b	0	b	0	0	f	c	g
France	564,820	h	5,349	10,600	118,458	38,132	25,474	31,243	32,231	40,084	14,418	j	g	54,152	m	82,945
Germany	704,150	e	10,823	26,436	242,545	58,471	80,963	75,568	45,904	30,291	6,026	i	2,971	28,942	i	92,512
Ireland	86,732	h	0	12,451	21,686	8,984	h	g	4,887	16,220	j	g	h	2,245	260	8,094
Italy	80,752	e	c	1,300	28,099	6,014	i	206	c	2,012	528	b	b	h	k	i
Netherlands	384,921	i	f	h	54,760	40,937	109,170	6,139	6,012	39,776	h	31,425	g	26,207	b	89,303
Spain	59,095	0	f	3,243	7,282	1,288	1,262	i	b	24,922	j	b	41	c	i	h
Sweden	181,589	a	0	i	53,132	13,866	i	1,205	g	f	b	b	c	g	b	96,017
Switzerland	393,135	g	a	i	95,483	25,955	6,108	6,950	9,350	l	h	16,114	c	9,046	i	165,350
United Kingdom	1,004,226	17,959	11,588	12,790	213,936	76,479	80,792	65,509	112,197	82,431	36,058	4,174	13,398	83,144	119,849	114,154
Other	70,543	g	a	h	26,344	7,577	i	h	f	f	c	110	b	h	c	j
Latin America and Other Western Hemisphere	372,922	38,780	e	8,276	118,096	27,957	l	10,036	9,416	22,342	g	j	4,126	38,659	j	78,056
South and Central America	121,941	g	c	5,581	57,863	10,398	6,498	1,719	810	2,187	e	a	143	h	g	31,079
Brazil	29,268	e	0	g	23,980	1,202	0	e	0	e	a	a	b	c	f	g
Mexico	45,451	g	0	f	k	6,669	i	f	f	b	0	a	63	c	e	2,833
Venezuela	i	0	0	0	h	e	a	b	0	g	g	0	19	a	b	g
Other	k	a	c	h	i	g	c	e	b	f	e	0	b	h	c	k
Other Western Hemisphere	250,981	k	c	2,695	60,233	17,559	b	8,317	8,606	20,155	b	19,675	3,983	k	i	46,977
Bermuda	189,324	12,460	c	h	55,322	16,433	b	h	8,234	13,217	0	12,991	h	34,524	g	k
United Kingdom Islands, Caribbean	33,939	i	b	b	2,746	e	b	h	e	i	0	6,684	f	f	i	g
Other	27,718	j	0	0	2,165	f	0	e	b	c	b	0	c	f	f	i
Africa	7,016	0	0	0	3,272	2,739	a	b	a	70	b	0	b	c	0	641
South Africa	i	0	0	0	h	h	a	b	a	a	0	0	0	c	0	641
Other	e	0	0	0	e	b	0	a	0	b	b	0	b	b	0	0
Middle East	62,230	e	c	f	19,011	8,038	6,495	h	h	1,681	428	g	922	g	12,218	4,008
Israel	17,486	b	c	0	h	g	i	g	f	f	e	e	e	f	f	f
Saudi Arabia	9,335	0	0	b	i	g	f	b	b	b	0	0	53	b	f	675
United Arab Emirates	i	0	0	f	h	f	a	g	c	b	b	0	e	c	e	c
Other	k	e	0	c	h	h	e	g	g	f	b	f	c	e	j	g
Asia and Pacific	904,203	i	g	15,556	394,880	162,890	76,610	27,136	18,539	k	19,909	h	5,425	52,076	35,135	70,824
Australia	72,706	5,075	g	7,784	27,254	5,765	f	1,607	e	5,419	e	h	h	f	g	12,254
China	1,455	e	0	0	89	159	24	c	b	e	378	0	a	b	0	41
Hong Kong	22,316	0	b	b	6,493	4,662	h	e	e	c	b	0	216	e	i	f
India	23,819	0	0	0	3,332	313	a	0	e	364	298	0	0	16,760	f	g
Japan	707,053	e	c	i	325,933	140,817	70,059	19,655	16,469	k	j	g	1,449	24,675	22,185	49,914
Korea, Republic of	24,860	0	0	0	12,426	6,244	b	f	c	f	354	a	b	790	g	g
Singapore	24,340	0	0	0	6,792	912	g	h	c	c	0	0	122	8,506	0	g
Taiwan	17,495	b	b	e	7,657	2,806	b	899	e	g	1,247	a	109	411	1,561	g
Other	10,159	0	0	c	4,904	1,212	b	a	b	879	e	0	b	30	2,042	f
United States	89,312	i	0	g	30,706	4,806	c	9,766	h	h	a	g	c	10,899	g	16,041
European Union (27)	3,295,830	36,400	k	84,104	793,822	268,936	407,559	201,991	203,616	238,591	l	61,116	j	202,919	m	520,880
OPEC (12)	28,843	0	0	f	13,468	2,062	f	2,122	c	g	g	f	e	e	3,900	g

NOTE: The following ranges are given in employment cells that are suppressed: a—0 to 19; b—20 to 99; c—100 to 249; e—250 to 499; f—500 to 999; g—1,000 to 2,499; h—2,500 to 4,999; i—5,000 to 9,999; j—10,000 to 24,999; k—25,000 to 49,999; l—50,000 to 99,999; m—100,000 or more.

Table A1.10 Payroll of Foreign-Owned Establishments, Country of UBO by Selected Industry
(Millions of dollars)

Country	All industries	Mining	Utilities	Con-struction	Manu-facturing	Whole-sale trade	Retail trade	Transportation and ware-housing ¹	Infor-mation	Finance and insurance ²			Real estate and rental and leasing	Pro-fessional and technical services	Accommo-dation and food services	Other ³
										Total	Of which:					
											Depository credit inter-mediation	Insurance				
All countries	336,555	6,406	2,527	8,203	84,851	39,937	13,658	11,127	21,741	53,381	12,532	11,312	2,651	29,701	7,044	55,328
Canada	26,945	741	D	545	6,411	2,809	1,807	750	1,579	4,934	1,202	1,729	348	1,666	D	5,200
Europe	221,816	2,348	2,247	5,822	50,010	22,032	9,394	7,850	16,893	41,748	D	6,870	1,580	18,566	5,417	37,907
Belgium	4,142	D	D	D	588	537	D	D	0	294	D	D	D	D	D	D
Denmark	1,619	0	0	D	496	499	D	D	0	0	0	0	D	D	0	D
Finland	2,622	D	D	D	1,099	932	0	D	D	D	D	0	0	D	D	D
France	34,243	D	340	765	5,953	2,570	644	1,037	3,060	6,965	1,140	D	D	5,202	D	5,286
Germany	47,937	D	733	1,680	13,717	4,209	2,058	3,271	3,611	8,299	2,236	D	234	2,375	D	7,503
Ireland	4,735	D	0	362	884	506	D	D	425	1,013	D	D	D	204	6	625
Italy	3,657	D	D	84	1,412	391	D	9	D	253	86	D	D	D	D	D
Netherlands	19,443	D	D	D	3,207	3,074	2,275	366	530	3,210	D	2,253	D	1,695	D	4,284
Spain	2,757	0	D	156	371	63	24	D	D	1,457	D	D	*	D	D	D
Sweden	7,339	D	0	D	2,386	1,152	D	48	D	D	D	D	D	D	D	2,654
Switzerland	29,213	D	D	D	5,905	2,609	220	338	1,002	D	D	1,561	D	965	D	7,084
United Kingdom	60,827	1,181	962	795	12,649	5,037	2,024	1,724	8,040	9,871	2,680	445	784	7,178	2,192	8,390
Other	3,283	D	D	D	1,343	452	D	D	D	D	D	3	D	D	D	D
Latin America and Other Western Hemisphere	23,998	2,544	D	503	5,816	1,630	D	512	756	2,436	D	D	253	4,105	D	5,077
South and Central America	5,683	D	D	357	2,707	570	145	78	51	171	D	D	7	D	D	1,231
Brazil	1,477	D	0	D	1,097	67	0	D	0	D	D	D	D	D	D	D
Mexico	1,958	D	0	D	D	353	D	D	D	D	0	D	3	D	D	256
Venezuela	D	0	0	0	D	D	D	D	0	D	0	0	1	D	D	D
Other	D	D	D	D	D	D	D	D	D	D	D	D	D	D	D	D
Other Western Hemisphere	18,315	D	D	146	3,108	1,060	D	434	704	2,265	D	2,165	246	D	D	3,846
Bermuda	14,103	765	D	D	2,783	981	D	D	671	1,474	0	1,421	D	3,762	D	D
United Kingdom Islands, Caribbean	2,137	D	D	D	180	D	D	D	D	D	0	743	D	D	D	D
Other	2,076	D	0	0	145	D	0	D	D	D	D	0	D	D	D	D
Africa	474	0	0	0	209	165	D	D	D	8	D	0	D	D	0	71
South Africa	D	0	0	0	D	D	D	D	D	D	0	0	0	D	0	71
Other	D	0	0	0	D	D	0	D	0	D	D	0	D	D	0	0
Middle East	2,923	D	D	D	963	502	110	D	D	142	44	D	67	D	179	331
Israel	978	D	D	0	D	D	D	D	D	D	D	D	D	D	D	D
Saudi Arabia	496	0	0	D	D	D	D	D	D	D	0	0	1	D	D	69
United Arab Emirates	D	0	0	D	D	D	D	D	D	D	D	0	D	D	D	D
Other	D	D	0	D	D	D	D	D	D	D	D	D	D	D	D	D
Asia and Pacific	53,719	D	D	1,199	19,574	12,315	2,196	1,418	2,005	D	1,424	D	389	4,560	1,161	4,980
Australia	4,645	293	D	645	1,254	446	D	74	D	506	D	D	D	D	D	951
China	98	D	0	0	2	13	1	D	D	D	25	0	D	D	0	1
Hong Kong	1,186	0	D	D	278	472	D	D	D	D	D	0	10	D	D	D
India	1,408	0	0	0	156	23	D	0	D	15	13	0	0	1,050	D	D
Japan	41,550	D	D	D	16,186	10,476	1,971	968	1,847	D	D	D	106	2,499	772	3,481
Korea, Republic of	1,626	0	0	0	715	529	D	D	D	D	19	D	D	95	D	D
Singapore	1,738	0	0	0	367	54	D	D	D	D	0	0	12	798	0	D
Taiwan	1,025	D	D	D	418	232	D	64	D	D	78	D	4	49	40	D
Other	443	0	0	D	197	71	D	D	D	34	D	0	D	3	82	D
United States	6,680	D	0	D	1,869	483	D	405	D	D	D	D	D	677	D	1,760
European Union (27)	190,888	2,146	D	5,201	43,370	19,151	9,161	7,369	15,890	31,478	D	5,309	D	17,445	D	30,680
OPEC (12)	1,715	0	0	D	751	139	D	126	D	D	D	D	D	D	78	D

Table A1.11 Shipments or Sales of Foreign-Owned Establishments, Country of UBO by Selected Industry

(Millions of dollars)

Country	All industries	Mining	Utilities	Con- struction	Manu- facturing	Whole- sale trade	Retail trade	Transport- ation and ware- housing ¹	Infor- mation	Finance and insurance ²			Real estate and rental and leasing	Pro- fessional and technical services	Accommo- dation and food services	Other ³
										Total	Of which:					
											Depository credit inter- mediation	Insurance				

All countries	3,384,834	66,693	23,443	57,545	1,019,472	1,273,280	149,935	32,831	128,220	458,827	105,556	203,364	17,484	62,892	26,322	67,889
Canada	203,677	11,237	D	4,001	54,605	41,708	21,867	2,123	5,258	46,152	7,406	29,282	1,639	3,685	D	9,941
Europe	2,064,801	39,185	19,954	39,761	581,271	689,241	103,573	22,798	110,298	348,166	D	147,054	9,020	35,741	20,988	44,805
Belgium	36,297	D	D	D	7,100	6,131	D	D	D	2,531	D	D	D	D	D	D
Denmark	11,531	0	0	D	4,018	5,138	D	D	D	0	0	0	D	D	D	D
Finland	22,020	D	D	D	10,224	10,094	0	D	D	D	D	0	D	D	D	D
France	243,347	D	3,495	3,796	59,061	70,140	6,618	1,602	15,464	58,894	16,392	D	D	8,051	D	5,889
Germany	459,956	D	5,480	13,887	141,151	149,624	22,397	10,719	24,923	74,486	14,285	D	1,436	2,751	D	12,273
Ireland	30,572	D	0	2,448	8,214	6,757	D	D	1,842	5,601	D	D	D	546	28	1,505
Italy	36,291	D	D	973	13,911	13,882	D	11	D	1,978	697	D	D	D	D	D
Netherlands	307,585	D	D	D	63,491	118,437	30,809	1,709	1,940	77,410	D	65,354	D	4,580	D	3,346
Spain	20,378	D	D	967	4,616	1,880	219	D	D	9,862	D	D	19	D	D	D
Sweden	56,804	D	D	D	23,129	22,156	D	1	D	D	D	D	D	D	D	3,125
Switzerland	225,704	D	D	D	67,058	85,336	1,160	868	2,720	D	D	13,829	D	2,043	D	9,431
United Kingdom	580,620	30,290	8,732	5,035	167,181	185,572	19,674	4,780	62,117	62,345	21,594	19,936	4,274	15,887	8,762	5,971
Other	33,697	D	D	D	12,118	14,093	D	D	D	D	D	7	D	D	D	D
Latin America and Other Western Hemisphere	189,032	9,684	D	1,671	80,767	46,607	D	1,212	4,035	23,244	D	D	1,714	11,351	D	5,902
South and Central America	103,353	D	D	1,257	57,473	36,804	2,040	242	558	1,302	D	D	62	D	D	951
Brazil	27,764	D	0	D	19,415	7,056	0	D	0	D	D	D	0	D	D	D
Mexico	20,606	D	0	D	D	6,619	D	D	D	D	0	D	14	D	D	91
Venezuela	D	0	0	0	D	D	D	D	D	D	D	0	3	D	D	D
Other	D	D	D	D	D	D	D	D	D	D	D	0	D	D	D	D
Other Western Hemisphere	85,679	D	D	414	23,294	9,803	D	970	3,477	21,942	D	21,778	1,652	D	D	4,951
Bermuda	61,475	2,292	D	D	19,942	7,618	D	D	3,408	12,094	0	12,028	D	8,980	D	D
United Kingdom Islands, Caribbean	17,175	D	D	D	2,451	D	D	D	D	D	0	9,750	D	D	D	D
Other	7,030	D	0	0	901	D	0	D	D	D	D	0	D	D	D	D
Africa	7,650	0	0	0	3,099	4,444	D	D	D	80	D	0	D	D	0	2
South Africa	D	0	0	0	D	D	D	D	D	D	0	0	0	D	0	2
Other	D	0	0	0	D	D	0	D	0	D	D	0	D	D	0	0
Middle East	31,130	D	D	D	10,075	10,738	3,460	D	D	2,081	1,300	D	424	D	636	377
Israel	12,771	D	D	0	D	D	D	D	D	D	D	D	D	D	D	D
Saudi Arabia	8,952	0	0	D	D	D	D	D	D	D	0	0	7	D	D	4
United Arab Emirates	D	0	0	D	D	D	D	D	D	D	D	0	D	D	D	D
Other	D	D	0	D	D	D	D	D	D	D	D	D	D	D	D	D
Asia and Pacific	812,834	D	D	10,852	238,039	466,416	18,955	4,551	6,526	D	12,130	D	4,641	10,355	3,802	5,759
Australia	45,957	2,881	D	6,903	16,659	7,403	D	319	D	5,350	D	D	D	D	D	1,450
China	1,138	D	0	0	10	451	4	D	D	D	153	0	D	D	0	13
Hong Kong	11,358	0	D	D	1,946	6,246	D	D	D	D	0	54	D	D	D	D
India	5,334	0	0	0	1,161	679	D	0	D	456	396	0	0	2,333	D	D
Japan	647,005	D	D	D	193,628	382,805	15,470	2,736	5,460	D	D	D	1,141	6,285	2,522	3,242
Korea, Republic of	71,085	0	0	0	11,239	57,665	D	D	D	D	284	D	D	218	D	D
Singapore	5,968	0	0	0	1,807	628	D	D	D	D	0	0	321	1,109	0	D
Taiwan	20,091	D	D	D	9,838	8,133	D	142	D	D	880	D	38	140	154	D
Other	4,898	0	0	D	1,749	2,406	D	D	D	262	D	0	D	6	298	D
United States	75,711	D	0	D	51,616	14,127	D	1,300	D	D	D	D	D	1,496	D	1,103
European Union (27)	1,817,957	37,921	D	37,717	507,065	592,159	102,153	21,662	107,575	293,901	D	133,225	D	33,233	D	35,315
OPEC (12)	57,277	0	D	D	29,124	24,194	D	488	D	D	D	D	D	D	252	D

Table A1.12 Number of Foreign-Owned Establishments, Industry by Country of UBO

NAICS code	Industry	All countries	Canada	France	Germany	Netherlands	Switzerland	United Kingdom	Japan	Other	Addendum: European Union
	All industries	131,927	18,428	14,410	11,662	6,424	5,082	33,251	14,848	27,822	79,683
21	Mining	1,150	106	101	12	43	49	257	18	564	641
211	Oil and gas extraction	140	64	2	0	32	0	23	5	14	58
212	Mining, except oil and gas	770	30	92	12	0	46	201	13	376	530
213	Support activities for mining	240	12	7	0	11	3	33	0	174	53
22	Utilities	976	45	272	242	10	1	304	8	94	894
221	Utilities	976	45	272	242	10	1	304	8	94	894
23	Construction	1,398	101	162	263	21	86	128	74	563	1,000
236	Construction of buildings	199	26	1	35	4	4	27	27	75	103
237	Heavy and civil engineering construction	437	14	61	12	11	7	22	14	296	378
238	Specialty trade contractors	762	61	100	216	6	75	79	33	192	519
31-33	Manufacturing	10,176	684	928	1,270	299	525	1,256	1,501	3,713	5,375
42	Wholesale trade	16,308	1,337	1,658	1,406	1,428	406	2,680	3,632	3,761	8,403
423	Durable goods merchant wholesalers	11,619	640	1,061	1,192	910	231	2,175	2,729	2,681	6,236
424	Nondurable goods merchant wholesalers	4,484	661	582	205	489	171	478	856	1,042	2,068
425	Wholesale electronic markets and agents and brokers	205	36	15	9	29	4	27	47	38	99
44-45	Retail trade	33,917	7,822	1,128	3,314	1,986	301	8,289	5,972	5,105	17,760
441	Motor vehicle and parts dealers	3,068	65	0	8	2	0	3	2,939	51	17
442	Furniture and home furnishings stores	490	2	154	181	34	3	9	48	59	434
443	Electronics and appliance stores	1,129	11	0	936	1	2	10	69	100	967
444	Building material and garden equipment and supplies dealers	1,842	7	75	8	5	1	1,157	7	582	1,450
445	Food and beverage stores	5,148	426	2	1,483	753	105	0	652	1,727	3,833
446	Health and personal care stores	9,707	4,401	242	1	251	0	4,529	3	280	5,299
447	Gasoline stations	6,280	2,523	0	1	894	0	704	1,207	951	1,600
448	Clothing and clothing accessories stores	5,246	339	525	633	30	113	1,723	961	922	3,700
451	Sporting goods, hobby, book, and music stores	150	0	76	2	0	0	12	31	29	114
452	General merchandise stores	341	0	9	1	0	1	0	14	316	10
453	Miscellaneous store retailers	123	12	7	0	5	5	4	30	60	69
454	Nonstore retailers	393	36	38	60	11	71	138	11	28	267
48-49	Transportation and warehousing ¹	5,797	497	273	1,574	176	234	904	663	1,476	3,262
481	Air transportation	11	0	2	1	0	1	1	4	2	5
483	Water transportation	108	0	0	4	1	2	2	4	95	30
484	Truck transportation	551	193	13	21	6	4	17	21	276	128
485	Transit and ground passenger transportation	623	45	72	0	0	1	498	5	2	570
486	Pipeline transportation	308	129	1	0	106	0	46	0	26	156
487	Scenic and sightseeing transportation	21	0	0	1	0	0	5	4	11	6
488	Support activities for transportation	2,310	57	128	613	24	157	265	443	623	1,195
492	Couriers and messengers	553	0	5	545	2	0	0	0	1	552
493	Warehousing and storage	1,312	73	52	389	37	69	70	182	440	620
51	Information	6,240	210	561	847	97	111	3,855	154	405	5,470
511	Publishing industries (except Internet)	991	131	83	50	59	104	451	23	90	683
512	Motion picture and sound recording industries	172	4	76	9	0	0	22	43	18	113
515	Broadcasting (except Internet)	395	1	366	0	2	0	0	7	19	369
517	Telecommunications	4,315	10	24	776	3	2	3,249	24	227	4,095
518	Internet service providers, Web search portals, and data processing	202	32	8	9	32	5	45	42	29	99
519	Other information services	165	32	4	3	1	0	88	15	22	111
52	Finance and insurance ²	14,288	2,269	1,122	358	1,035	839	4,196	703	3,766	9,207
522	Credit intermediation and related activities	9,486	1,308	729	107	187	39	3,891	519	2,706	7,303
523	Securities intermediation and related activities	1,946	534	145	99	124	500	252	100	192	665
524	Insurance carriers and related activities	2,856	427	248	152	724	300	53	84	868	1,239
53	Real estate and rental and leasing	2,069	141	45	208	50	16	957	144	508	1,388
531	Real estate	1,169	124	21	153	42	12	391	87	339	708
532	Rental and leasing services	840	8	5	50	1	4	560	53	159	639
533	Lessors of nonfinancial intangible assets (except copyrighted works)	60	9	19	5	7	0	6	4	10	41
54	Professional, scientific, and technical services	4,200	385	441	277	437	144	1,158	473	885	2,537
541	Professional, scientific, and technical services	4,200	385	441	277	437	144	1,158	473	885	2,537
55	Management of companies and enterprises	4,800	272	1,484	334	191	197	844	584	894	3,175
551	Management of companies and enterprises	4,800	272	1,484	334	191	197	844	584	894	3,175
56	Administrative and support and waste management and remediation services	6,988	210	502	397	302	1,631	999	158	2,789	3,571
561	Administrative and support services	6,612	130	293	373	301	1,607	975	151	2,782	3,309
562	Waste management and remediation services	376	80	209	24	1	24	24	7	7	262
61	Educational services	590	30	3	6	3	1	235	134	178	416
611	Educational services	590	30	3	6	3	1	235	134	178	416
62	Health care and social assistance	5,647	4,041	1	1,017	2	1	259	45	281	1,394
621	Ambulatory health care services	1,971	518	1	1,013	2	0	113	44	280	1,244
622	Hospitals	10	5	0	4	0	0	0	0	1	4
623	Nursing and residential care facilities	3,427	3,425	0	0	0	0	2	0	0	2
624	Social assistance	239	93	0	0	0	1	144	1	0	144
71	Arts, entertainment, and recreation	272	37	12	1	1	0	5	154	62	59
711	Performing arts, spectator sports, and related industries	52	18	0	0	1	0	3	5	19	20
712	Museums, historical sites, and similar institutions	2	2	0	0	0	0	0	0	0	0
713	Amusement, gambling, and recreation industries	218	17	6	1	0	0	2	149	43	39
72	Accommodation and food services	13,558	80	5,688	52	6	53	6,539	163	977	12,603
721	Accommodation	956	9	727	2	0	0	39	32	147	834
722	Food services and drinking places	12,602	71	4,961	50	6	53	6,500	131	830	11,769
81	Other services (except public administration)	3,553	161	29	84	337	487	386	268	1,801	2,528
811	Repair and maintenance	2,304	84	11	83	334	46	383	254	1,109	1,834
812	Personal and laundry services	1,238	73	17	1	1	441	2	12	691	690
813	Religious, grantmaking, civic, professional and similar organizations	11	4	1	0	2	0	1	2	1	4

Table A1.13 Employment of Foreign-owned Establishments, Industry by Country of UBO
(Number of employees)

NAICS code	Industry	All countries	Canada	France	Germany	Netherlands	Switzerland	United Kingdom	Japan	Other	Addendum: European Union
	All industries	5,697,812	544,308	564,820	704,150	384,921	393,135	1,004,226	707,053	1,395,199	3,295,830
21	Mining	99,316	8,973	h	e	i	g	17,959	e	58,073	36,400
211	Oil and gas extraction	16,416	2,320	g	0	i	0	h	b	3,125	j
212	Mining, except oil and gas	38,217	i	2,913	e	0	g	i	e	16,673	19,205
213	Support activities for mining	44,683	e	b	0	h	c	h	0	38,275	i
22	Utilities	32,814	g	5,349	10,823	f	a	11,588	c	2,938	k
221	Utilities	32,814	g	5,349	10,823	f	a	11,588	c	2,938	k
23	Construction	131,916	11,181	10,600	26,436	h	i	12,790	i	52,626	84,104
236	Construction of buildings	28,351	h	c	i	c	b	h	h	10,863	j
237	Heavy and civil engineering construction	53,916	4,729	i	h	g	g	h	g	31,385	k
238	Specialty trade contractors	49,649	h	h	16,413	e	i	h	g	10,378	k
31–33	Manufacturing	1,598,163	130,373	118,458	242,545	54,760	95,483	213,936	325,933	416,675	793,822
42	Wholesale trade	546,451	40,726	38,132	58,471	40,937	25,955	76,479	140,817	124,934	268,936
423	Durable goods merchant wholesalers	375,020	27,314	26,627	45,800	21,716	7,382	38,919	113,955	93,307	171,309
424	Nondurable goods merchant wholesalers	168,776	12,460	11,076	12,569	19,136	18,547	37,314	26,427	31,247	96,605
425	Wholesale electronic markets and agents and brokers	2,655	952	429	102	85	26	246	435	380	1,022
44–45	Retail trade	585,514	81,221	25,474	80,963	109,170	6,108	80,792	70,059	131,727	407,559
441	Motor vehicle and parts dealers	36,205	f	0	834	a	0	a	k	h	g
442	Furniture and home furnishings stores	21,726	b	g	i	j	b	b	h	f	18,803
443	Electronics and appliance stores	9,830	0	0	i	a	c	c	f	e	i
444	Building material and garden equipment and supplies dealers	23,740	c	g	e	b	a	15,527	b	i	j
445	Food and beverage stores	246,350	h	a	l	l	f	0	7,376	l	m
446	Health and personal care stores	96,832	k	i	b	i	0	k	a	f	k
447	Gasoline stations	53,782	j	0	a	g	0	i	j	9,251	i
448	Clothing and clothing accessories stores	68,977	h	10,112	7,600	e	g	18,532	j	j	51,731
451	Sporting goods, hobby, book, and music stores	1,681	0	e	a	0	0	f	e	e	1,258
452	General merchandise stores	4,640	0	g	a	0	b	0	g	g	g
453	Miscellaneous store retailers	3,059	c	f	0	b	c	137	e	g	g
454	Nonstore retailers	18,692	g	4,887	2,222	g	h	3,863	f	e	12,242
48–49	Transportation and warehousing ¹	283,058	19,856	31,243	75,568	6,139	6,950	65,509	19,655	58,138	201,991
481	Air transportation	f	0	b	c	0	e	b	c	a	e
483	Water transportation	3,112	0	0	c	a	b	c	e	2,388	g
484	Truck transportation	19,276	6,245	c	g	f	b	f	g	7,746	h
485	Transit and ground passenger transportation	61,535	h	j	0	0	a	k	c	b	l
486	Pipeline transportation	4,412	1,620	a	0	1,245	0	g	0	e	g
487	Scenic and sightseeing transportation	g	0	0	a	0	0	f	b	e	f
488	Support activities for transportation	92,118	h	13,360	21,075	f	h	14,339	9,884	25,241	62,795
492	Couriers and messengers	k	0	e	k	c	0	0	0	a	k
493	Warehousing and storage	70,629	i	h	j	h	g	h	6,986	22,009	41,802
51	Information	270,504	22,665	32,231	45,904	6,012	9,350	112,197	16,469	25,676	203,616
511	Publishing industries (except Internet)	96,076	19,456	5,590	j	h	i	32,752	1,908	11,058	l
512	Motion picture and sound recording industries	23,992	b	8,742	h	0	0	g	j	e	12,998
515	Broadcasting (except Internet)	17,487	a	j	0	b	0	0	482	g	j
517	Telecommunications	102,054	e	g	k	f	f	l	f	6,988	94,018
518	Internet service providers, Web search portals, and data processing	19,240	1,921	f	g	g	f	i	h	h	j
519	Other information services	11,655	871	c	b	a	0	9,433	156	f	j
52	Finance and insurance ²	420,338	58,046	40,084	30,291	39,776	l	82,431	k	84,579	238,591
522	Credit intermediation and related activities	193,723	20,831	j	j	5,590	i	62,649	22,820	48,399	137,482
523	Securities intermediation and related activities	100,422	15,751	j	i	2,761	k	15,608	h	7,582	39,993
524	Insurance carriers and related activities	126,193	21,464	j	i	31,425	16,114	4,174	g	28,598	61,116
53	Real estate and rental and leasing	42,595	8,129	g	2,971	g	c	13,398	1,449	13,763	j
531	Real estate	24,470	i	b	1,801	1,511	b	h	f	9,284	10,439
532	Rental and leasing services	16,780	c	b	1,164	a	b	10,474	e	4,433	j
533	Lessors of nonfinancial intangible assets (except copyrighted works)	1,345	c	f	6	148	0	b	b	46	g
54	Professional, scientific, and technical services	338,179	20,907	54,152	28,942	26,207	9,046	83,144	24,675	91,106	202,919
541	Professional, scientific, and technical services	338,179	20,907	54,152	28,942	26,207	9,046	83,144	24,675	91,106	202,919
55	Management of companies and enterprises	310,219	13,455	37,459	54,135	22,579	33,945	53,617	31,868	63,161	190,809
551	Management of companies and enterprises	310,219	13,455	37,459	54,135	22,579	33,945	53,617	31,868	63,161	190,809
56	Administrative and support and waste management and remediation services	473,243	25,548	31,458	10,477	61,595	126,325	53,070	5,119	159,651	251,006
561	Administrative and support services	461,501	j	k	j	l	m	52,476	h	159,398	m
562	Waste management and remediation services	11,742	h	i	e	b	g	594	c	253	i
61	Educational services	10,183	g	c	b	b	a	2,513	3,527	1,800	h
611	Educational services	10,183	g	c	b	b	a	2,513	3,527	1,800	h
62	Health care and social assistance	123,991	88,663	a	j	b	b	1,217	f	9,559	27,194
621	Ambulatory health care services	62,901	k	a	j	b	0	e	f	i	j
622	Hospitals	3,789	f	0	g	0	0	0	0	g	g
623	Nursing and residential care facilities	52,591	i	0	0	0	0	a	0	0	a
624	Social assistance	4,710	h	0	0	0	b	f	a	0	f
71	Arts, entertainment, and recreation	28,033	i	12,162	b	a	0	67	h	7,227	j
711	Performing arts, spectator sports, and related industries	i	h	f	0	a	0	b	b	2,800	g
712	Museums, historical sites, and similar institutions	b	b	0	0	0	0	0	0	0	0
713	Amusement, gambling, and recreation industries	20,298	f	j	0	0	0	b	h	4,427	13,483
72	Accommodation and food services	354,306	h	m	i	b	i	119,849	22,185	71,837	m
721	Accommodation	73,223	f	j	c	0	0	i	19,029	28,469	k
722	Food services and drinking places	281,083	h	m	i	b	i	m	3,156	43,368	m
81	Other services (except public administration)	48,989	h	g	3,992	5,015	i	3,670	i	21,729	k
811	Repair and maintenance	30,197	g	e	h	4,940	g	h	h	i	19,929
812	Personal and laundry services	18,635	f	g	b	b	h	c	g	j	j
813	Religious, grantmaking, civic, professional and similar organizations	157	b	a	0	a	0	b	b	a	b

NOTE: The following ranges are given in employment cells that are suppressed: a—0 to 19; b—20 to 99; c—100 to 249; e—250 to 499; f—500 to 999; g—1,000 to 2,499; h—2,500 to 4,999; i—5,000 to 9,999; j—10,000 to 24,999; k—25,000 to 49,999; l—50,000 to 99,999; m—100,000 or more.

Table A1.14 Payroll of Foreign-Owned Establishments, Industry by Country of UBO
(Millions of dollars)

NAICS code	Industry	All countries	Canada	France	Germany	Netherlands	Switzerland	United Kingdom	Japan	Other	Addendum: European Union
	All industries	336,555	26,945	34,243	47,937	19,443	29,213	60,827	41,550	76,397	190,888
21	Mining	6,406	741	D	D	D	D	1,181	D	3,723	2,146
211	Oil and gas extraction	1,281	272	D	0	D	0	D	D	186	D
212	Mining, except oil and gas	2,333	D	157	D	0	D	D	D	1,034	1,037
213	Support activities for mining	2,791	D	D	0	D	D	D	0	2,502	D
22	Utilities	2,527	D	340	733	D	D	962	D	338	D
221	Utilities	2,527	D	340	733	D	D	962	D	338	D
23	Construction	8,203	545	765	1,680	D	D	795	D	3,196	5,201
236	Construction of buildings	2,245	D	D	D	D	D	D	D	949	D
237	Heavy and civil engineering construction	3,073	229	D	D	D	D	D	D	1,550	D
238	Specialty trade contractors	2,886	D	D	918	D	D	D	D	697	D
31-33	Manufacturing	84,851	6,411	5,953	13,717	3,207	5,905	12,649	16,186	20,823	43,370
42	Wholesale trade	39,937	2,809	2,570	4,209	3,074	2,609	5,037	10,476	9,153	19,151
423	Durable goods merchant wholesalers	26,643	2,097	1,724	3,322	1,602	596	2,227	8,318	6,756	11,827
424	Nondurable goods merchant wholesalers	13,091	637	828	880	1,468	2,010	2,793	2,106	2,370	7,266
425	Wholesale electronic markets and agents and brokers	202	75	18	7	4	3	17	52	26	58
44-45	Retail trade	13,658	1,807	644	2,058	2,275	220	2,024	1,971	2,660	9,161
441	Motor vehicle and parts dealers	1,463	D	0	56	D	0	D	D	D	D
442	Furniture and home furnishings stores	462	D	D	D	D	D	D	D	D	407
443	Electronics and appliance stores	294	D	0	D	D	D	D	D	D	D
444	Building material and garden equipment and supplies dealers	1,044	D	D	D	D	D	670	D	D	D
445	Food and beverage stores	5,066	D	D	D	D	D	0	131	D	D
446	Health and personal care stores	2,072	D	D	D	D	0	D	D	D	D
447	Gasoline stations	934	D	0	D	D	0	D	D	138	D
448	Clothing and clothing accessories stores	1,344	D	201	114	D	D	413	D	D	1,034
451	Sporting goods, hobby, book, and music stores	33	0	D	D	0	0	D	D	D	27
452	General merchandise stores	103	0	D	D	0	D	0	D	D	D
453	Miscellaneous store retailers	128	D	D	0	D	D	8	D	D	D
454	Nonstore retailers	715	D	125	127	D	D	138	D	D	429
48-49	Transportation and warehousing ¹	11,127	750	1,037	3,271	366	338	1,724	968	2,673	7,369
481	Air transportation	D	0	D	D	0	D	D	D	D	D
483	Water transportation	253	0	0	D	D	D	D	D	200	D
484	Truck transportation	906	256	D	D	D	D	D	D	376	D
485	Transit and ground passenger transportation	1,492	D	D	0	0	D	D	D	D	D
486	Pipeline transportation	339	71	D	0	113	0	D	0	D	D
487	Scenic and sightseeing transportation	D	0	0	D	0	0	D	D	D	D
488	Support activities for transportation	3,837	D	360	877	D	D	464	538	1,164	2,238
492	Couriers and messengers	D	0	D	D	D	0	0	0	D	D
493	Warehousing and storage	2,752	D	D	D	D	D	D	292	882	1,621
51	Information	21,741	1,579	3,060	3,611	530	1,002	8,040	1,847	2,071	15,890
511	Publishing industries (except Internet)	8,375	1,269	608	D	D	D	2,421	164	875	D
512	Motion picture and sound recording industries	2,837	D	868	D	0	0	D	D	D	1,431
515	Broadcasting (except Internet)	1,536	D	D	0	D	0	0	50	D	D
517	Telecommunications	6,373	D	D	D	D	D	D	D	656	5,665
518	Internet service providers, Web search portals, and data processing	1,567	211	D	D	D	D	D	D	D	D
519	Other information services	1,052	63	D	D	D	0	872	16	D	D
52	Finance and insurance ²	53,381	4,934	6,965	8,299	3,210	D	9,871	D	7,156	31,478
522	Credit intermediation and related activities	16,118	1,387	D	D	491	D	4,268	1,594	3,093	11,558
523	Securities intermediation and related activities	25,950	1,818	D	D	465	D	5,157	D	1,213	14,611
524	Insurance carriers and related activities	11,312	1,729	D	D	2,253	1,561	445	D	2,850	5,309
53	Real estate and rental and leasing	2,651	348	D	234	D	D	784	106	961	D
531	Real estate	1,558	D	D	170	125	D	D	D	635	848
532	Rental and leasing services	992	D	D	65	D	D	554	D	322	D
533	Lessors of nonfinancial intangible assets (except copyrighted works)	101	D	D	*	4	0	D	D	4	D
54	Professional, scientific, and technical services	29,701	1,666	5,202	2,375	1,695	965	7,178	2,499	8,122	17,445
541	Professional, scientific, and technical services	29,701	1,666	5,202	2,375	1,695	965	7,178	2,499	8,122	17,445
55	Management of companies and enterprises	33,831	1,458	3,804	5,789	2,567	3,534	6,087	2,823	7,769	20,423
551	Management of companies and enterprises	33,831	1,458	3,804	5,789	2,567	3,534	6,087	2,823	7,769	20,423
56	Administrative and support and waste management and remediation services	14,508	898	1,048	461	1,544	3,365	1,957	253	4,982	7,418
561	Administrative and support services	13,938	D	D	D	D	D	1,921	D	4,972	D
562	Waste management and remediation services	571	D	D	D	D	D	36	D	10	D
61	Educational services	431	D	D	D	D	D	107	87	103	D
611	Educational services	431	D	D	D	D	D	107	87	103	D
62	Health care and social assistance	3,924	2,483	D	D	D	D	47	D	377	1,094
621	Ambulatory health care services	2,561	D	D	D	D	0	D	D	D	D
622	Hospitals	178	D	0	D	0	0	0	0	0	D
623	Nursing and residential care facilities	1,086	D	0	0	0	0	0	0	0	D
624	Social assistance	99	D	0	0	0	D	D	D	0	D
71	Arts, entertainment, and recreation	903	D	379	D	D	0	3	D	323	D
711	Performing arts, spectator sports, and related industries	D	D	D	0	D	0	D	D	207	D
712	Museums, historical sites, and similar institutions	D	D	0	0	0	0	0	0	0	0
713	Amusement, gambling, and recreation industries	531	D	D	D	0	0	D	D	116	437
72	Accommodation and food services	7,044	D	D	D	D	D	2,192	772	1,422	D
721	Accommodation	2,044	D	D	D	0	0	D	719	718	D
722	Food services and drinking places	5,000	D	D	D	D	D	D	53	704	D
81	Other services (except public administration)	1,731	D	D	263	161	D	189	D	545	D
811	Repair and maintenance	1,402	D	D	D	158	D	D	D	D	906
812	Personal and laundry services	322	D	D	D	D	D	D	D	D	D
813	Religious, grantmaking, civic, professional and similar organizations	7	D	D	0	D	0	D	D	D	D

Table A1.15 Shipment or Sales of Foreign-Owned Establishments, Industry by Country of UBO

(Millions of dollars)

NAICS code	Industry	All countries	Canada	France	Germany	Netherlands	Switzerland	United Kingdom	Japan	Other	Addendum: European Union
	All industries	3,384,834	203,677	243,347	459,956	307,585	225,704	580,620	647,005	716,941	1,817,957
21	Mining	66,693	11,237	D	D	D	D	30,290	D	19,203	37,921
211	Oil and gas extraction	36,903	6,388	D	D	D	D	D	D	2,681	D
212	Mining, except oil and gas	19,593	D	1,121	D	D	D	D	D	7,732	8,056
213	Support activities for mining	10,197	D	D	D	D	D	D	D	8,790	D
22	Utilities	23,443	D	3,495	5,480	D	D	8,732	D	3,084	D
221	Utilities	23,443	D	3,495	5,480	D	D	8,732	D	3,084	D
23	Construction	57,545	4,001	3,796	13,887	D	D	5,035	D	24,438	37,717
236	Construction of buildings	31,616	D	D	D	D	D	D	D	14,181	D
237	Heavy and civil engineering construction	14,819	904	D	D	D	D	D	D	7,324	D
238	Specialty trade contractors	11,110	D	D	3,060	D	D	D	D	2,933	D
31-33	Manufacturing	1,019,472	54,605	59,061	141,151	63,491	67,058	167,181	193,628	273,297	507,065
42	Wholesale trade	1,273,280	41,708	70,140	149,624	118,437	85,336	185,572	382,805	239,658	592,159
423	Durable goods merchant wholesalers	729,129	25,327	28,122	134,833	26,778	8,128	37,603	312,729	155,609	273,842
424	Nondurable goods merchant wholesalers	535,416	12,810	41,053	14,448	91,569	77,115	147,450	68,212	82,759	315,852
425	Wholesale electronic markets and agents and brokers	8,735	3,571	965	343	90	94	519	1,864	1,289	2,465
44-45	Retail trade	149,935	21,867	6,618	22,397	30,809	1,160	19,674	15,470	31,940	102,153
441	Motor vehicle and parts dealers	9,229	D	0	621	D	0	D	D	D	D
442	Furniture and home furnishings stores	4,948	D	D	D	D	D	D	D	D	4,497
443	Electronics and appliance stores	1,585	D	D	D	D	D	D	D	D	D
444	Building material and garden equipment and supplies dealers	11,495	D	D	D	D	D	7,683	D	D	D
445	Food and beverage stores	56,210	D	D	D	D	D	0	827	D	D
446	Health and personal care stores	13,539	D	D	D	D	0	D	D	D	D
447	Gasoline stations	31,649	D	0	D	D	0	D	D	4,729	D
448	Clothing and clothing accessories stores	11,646	D	2,306	1,124	D	D	3,315	D	D	9,206
451	Sporting goods, hobby, book, and music stores	357	D	D	D	D	0	D	D	D	313
452	General merchandise stores	1,119	D	D	D	D	D	0	D	D	D
453	Miscellaneous store retailers	781	D	D	D	D	D	35	D	D	D
454	Nonstore retailers	7,378	D	1,461	1,929	D	D	794	D	D	4,559
48-49	Transportation and warehousing	32,831	2,123	1,602	10,719	1,709	868	4,780	2,736	8,293	21,662
481	Air transportation	D	0	D	D	D	D	D	D	D	D
483	Water transportation	1,574	0	D	D	D	D	D	D	1,208	D
484	Truck transportation	2,683	786	D	D	D	D	D	D	1,620	D
485	Transit and ground passenger transportation	3,020	D	D	D	0	D	D	D	D	D
486	Pipeline transportation	2,688	585	D	D	1,303	0	D	D	D	D
487	Scenic and sightseeing transportation	D	0	D	D	0	D	D	D	D	D
488	Support activities for transportation	13,175	D	806	3,210	D	D	1,638	1,968	4,073	7,702
492	Couriers and messengers	D	0	D	D	D	D	0	D	D	D
493	Warehousing and storage	3,089	D	D	D	D	D	D	377	1,068	1,498
51	Information	128,220	5,258	15,464	24,923	1,940	2,720	62,117	5,460	10,338	107,575
511	Publishing industries (except Internet)	33,144	4,086	2,751	D	D	D	11,233	442	3,723	D
512	Motion picture and sound recording industries	15,578	D	5,966	D	0	0	D	D	D	11,283
515	Broadcasting (except Internet)	6,806	D	D	D	0	0	0	264	D	D
517	Telecommunications	65,274	D	D	D	D	D	D	D	4,967	60,333
518	Internet service providers, Web search portals, and data processing	3,635	698	D	D	D	D	D	D	D	D
519	Other information services	3,784	212	D	D	D	0	3,053	48	D	D
52	Finance and insurance	458,827	46,152	58,894	74,486	77,410	D	62,345	D	56,683	293,901
522	Credit intermediation and related activities	153,501	8,845	D	D	10,091	D	29,017	24,152	25,821	104,924
523	Securities intermediation and related activities	101,962	8,025	D	D	1,966	D	13,392	D	3,656	55,752
524	Insurance carriers and related activities	203,364	29,282	D	D	65,354	13,829	19,936	D	27,205	133,225
53	Real estate and rental and leasing	17,484	1,639	D	1,436	D	D	4,274	1,141	7,168	D
531	Real estate	9,611	D	D	804	521	D	D	D	4,340	4,210
532	Rental and leasing services	5,933	D	D	601	D	D	2,439	D	2,565	D
533	Lessors of nonfinancial intangible assets (except copyrighted works)	1,941	D	D	31	556	0	D	D	263	D
54	Professional, scientific, and technical services	62,892	3,685	8,051	2,751	4,580	2,043	15,887	6,285	19,609	33,233
541	Professional, scientific, and technical services	62,892	3,685	8,051	2,751	4,580	2,043	15,887	6,285	19,609	33,233
55	Management of companies and enterprises	15,150	1,030	592	5,483	217	3,687	1,302	1,020	1,820	8,289
551	Management of companies and enterprises	15,150	1,030	592	5,483	217	3,687	1,302	1,020	1,820	8,289
56	Administrative and support and waste management and remediation services	29,228	1,639	3,201	1,462	2,559	4,925	3,713	726	11,003	15,287
561	Administrative and support services	26,507	D	D	D	D	D	3,601	D	10,952	D
562	Waste management and remediation services	2,721	D	D	D	D	D	112	D	51	D
61	Educational services	1,160	D	D	D	D	D	320	223	238	D
611	Educational services	1,160	D	D	D	D	D	320	223	238	D
62	Health care and social assistance	11,807	5,883	D	D	D	D	128	D	1,312	4,822
621	Ambulatory health care services	8,298	D	D	D	D	0	D	D	D	D
622	Hospitals	530	D	0	D	0	0	0	0	0	D
623	Nursing and residential care facilities	2,777	D	0	0	0	0	D	0	D	D
624	Social assistance	201	D	0	0	0	D	D	D	0	D
71	Arts, entertainment, and recreation	4,099	D	1,939	D	D	0	8	D	1,209	D
711	Performing arts, spectator sports, and related industries	D	D	D	0	D	D	D	D	431	D
712	Museums, historical sites, and similar institutions	D	D	0	0	0	0	0	0	0	0
713	Amusement, gambling, and recreation industries	2,817	D	D	D	0	0	D	D	779	2,433
72	Accommodation and food services	26,322	D	D	D	D	D	8,762	2,522	5,434	D
721	Accommodation	7,343	D	D	D	0	0	D	2,331	2,582	D
722	Food services and drinking places	18,979	D	D	D	D	D	D	191	2,853	D
81	Other services (except public administration)	6,446	D	D	949	527	D	500	D	2,215	D
811	Repair and maintenance	5,075	D	D	D	518	D	D	D	D	2,995
812	Personal and laundry services	1,331	D	D	D	D	D	D	D	D	D
813	Religious, grantmaking, civic, professional and similar organizations	40	D	D	0	D	0	D	D	D	D

Table A1.16 Number, Employment, Payroll and Value of Shipments or Sales of Foreign-Owned and All U.S. Establishments, by State

State	Foreign-owned establishments				All U.S. establishments				Foreign-owned establishments as a percentage of all U.S. establishments			
	Number of establishments	Number of employees	Millions of dollars		Number of establishments	Number of employees	Millions of dollars		Number of establishments	Number of employees	Payroll	Shipments or sales
			Payroll	Shipments or sales			Payroll	Shipments or sales				
Total	131,927	5,697,812	336,555	3,384,834	7,350,858	115,818,691	4,782,640	29,232,466	1.8	4.9	7.0	11.6
Alabama	1,692	79,289	3,694	52,296	98,029	1,626,087	56,077	384,374	1.7	4.9	6.6	13.6
Alaska	306	13,689	855	16,264	18,907	249,429	11,061	75,856	1.6	5.5	7.7	21.4
Arizona	2,899	72,903	3,503	29,777	138,239	2,299,713	86,932	473,863	2.1	3.2	4.0	6.3
Arkansas	591	32,725	1,264	20,127	63,063	973,763	31,407	227,476	0.9	3.4	4.0	8.8
California	14,319	618,544	39,870	449,916	863,568	13,411,719	619,079	3,548,232	1.7	4.6	6.4	12.7
Colorado	2,458	83,556	4,689	45,694	150,582	2,022,078	84,207	471,245	1.6	4.1	5.6	9.7
Connecticut	2,137	102,545	7,858	95,349	90,335	1,504,738	78,890	516,762	2.4	6.8	10.0	18.5
Delaware	809	30,856	2,277	33,915	24,708	376,158	17,127	150,711	3.3	8.2	13.3	22.5
District of Columbia	621	19,056	1,124	4,585	19,954	408,441	26,470	137,820	3.1	4.7	4.2	3.3
Florida	8,539	250,608	10,864	107,744	501,439	7,162,267	256,126	1,423,340	1.7	3.5	4.2	7.6
Georgia	4,698	216,392	10,341	113,323	220,140	3,513,314	136,762	910,289	2.1	6.2	7.6	12.4
Hawaii	867	32,357	1,200	8,263	32,180	495,916	17,238	94,695	2.7	6.5	7.0	8.7
Idaho	404	13,213	509	4,278	44,934	527,343	17,046	101,311	0.9	2.5	3.0	4.2
Illinois	6,118	277,388	17,789	174,667	312,259	5,194,884	231,471	1,443,881	2.0	5.3	7.7	12.1
Indiana	2,807	153,827	7,857	83,099	145,824	2,523,430	90,938	614,931	1.9	6.1	8.6	13.5
Iowa	905	43,209	2,064	33,410	78,209	1,247,584	41,836	308,705	1.2	3.5	4.9	10.8
Kansas	1,001	53,688	2,893	24,673	72,748	1,135,832	40,777	301,735	1.4	4.7	7.1	8.2
Kentucky	1,851	95,322	4,696	75,577	88,547	1,480,061	50,529	393,387	2.1	6.4	9.3	19.2
Louisiana	1,522	44,823	2,470	53,018	98,974	1,583,602	56,941	515,751	1.5	2.8	4.3	10.3
Maine	568	25,026	999	8,971	39,775	485,514	16,328	89,365	1.4	5.2	6.1	10.0
Maryland	2,686	101,127	4,922	50,893	135,653	2,155,970	94,408	472,632	2.0	4.7	5.2	10.8
Massachusetts	4,298	185,149	11,336	78,459	169,392	2,888,108	146,861	726,539	2.5	6.4	7.7	10.8
Michigan	3,514	179,231	10,697	106,039	224,401	3,567,723	143,914	890,563	1.6	5.0	7.4	11.9
Minnesota	2,150	100,449	5,890	44,303	143,749	2,406,668	101,325	597,223	1.5	4.2	5.8	7.4
Mississippi	588	23,597	931	13,662	57,246	892,857	27,585	192,688	1.0	2.6	3.4	7.1
Missouri	1,986	89,039	4,624	41,159	145,348	2,329,498	85,842	537,548	1.4	3.8	5.4	7.7
Montana	222	6,155	331	2,725	35,296	343,083	10,205	67,831	0.6	1.8	3.2	4.0
Nebraska	555	23,005	947	10,515	49,674	757,822	25,788	184,626	1.1	3.0	3.7	5.7
Nevada	1,022	47,710	2,247	14,975	60,874	1,201,718	44,584	217,670	1.7	4.0	5.0	6.9
New Hampshire	947	39,483	2,193	11,772	37,792	542,916	21,671	110,648	2.5	7.3	10.1	10.6
New Jersey	4,751	272,273	20,488	196,718	234,387	3,593,106	176,108	1,071,294	2.0	7.6	11.6	18.4
New Mexico	641	18,365	729	5,908	44,516	619,500	20,444	126,224	1.4	3.0	3.6	4.7
New York	8,975	408,129	40,309	311,349	501,033	7,162,670	400,064	2,185,217	1.8	5.7	10.1	14.2
North Carolina	4,985	221,526	10,913	104,891	214,396	3,395,329	124,383	799,561	2.3	6.5	8.8	13.1
North Dakota	216	8,956	400	5,039	20,133	279,892	8,772	64,315	1.1	3.2	4.6	7.8
Ohio	5,481	241,345	12,081	142,891	257,460	4,598,807	174,661	1,108,224	2.1	5.2	6.9	12.9
Oklahoma	1,167	38,869	1,727	15,152	85,618	1,256,870	42,912	311,898	1.4	3.1	4.0	4.9
Oregon	1,337	45,465	2,396	27,055	107,165	1,399,978	53,160	318,864	1.2	3.2	4.5	8.5
Pennsylvania	5,949	269,996	15,128	105,961	291,112	4,878,335	196,512	1,143,647	2.0	5.5	7.7	9.3
Rhode Island	586	26,031	1,321	9,278	29,400	410,941	15,592	79,488	2.0	6.3	8.5	11.7
South Carolina	1,961	111,792	4,695	49,643	101,626	1,554,834	51,257	323,880	1.9	7.2	9.2	15.3
South Dakota	194	6,861	281	2,160	24,509	315,960	9,679	81,149	0.8	2.2	2.9	2.7
Tennessee	2,513	128,349	5,600	51,858	129,895	2,343,720	84,675	537,498	1.9	5.5	6.6	9.6
Texas	9,397	427,443	28,827	370,865	497,389	8,748,264	358,326	2,589,776	1.9	4.9	8.0	14.3
Utah	918	36,054	1,740	17,192	69,645	1,040,667	36,638	219,216	1.3	3.5	4.7	7.8
Vermont	340	11,956	426	3,250	21,360	249,800	8,368	44,158	1.6	4.8	5.1	7.4
Virginia	4,301	158,176	7,783	48,124	189,683	3,063,167	129,620	714,874	2.3	5.2	6.0	6.7
Washington	2,592	93,952	5,093	56,189	173,886	2,416,782	107,030	606,000	1.5	3.9	4.8	9.3
West Virginia	642	23,152	971	10,542	37,600	557,239	17,496	111,649	1.7	4.2	5.5	9.4
Wisconsin	1,645	86,205	4,223	34,557	138,477	2,408,377	89,496	547,654	1.2	3.6	4.7	6.3
Wyoming	256	8,956	490	6,762	19,729	216,215	8,022	66,184	1.3	4.1	6.1	10.2

Table A1.17 Employment, and Number by Employment Size Class, of Foreign-Owned Establishments, by State

State	Number of employees	Number of establishments						
		Total	Employment size class					
			0-19 ¹	20-49	50-99	100-249	250-999	1,000 and over
Total	5,697,812	131,927	90,464	20,052	9,429	7,912	3,579	491
Alabama	79,289	1,692	1,262	195	90	82	54	9
Alaska	13,689	306	222	37	15	19	13	0
Arizona	72,903	2,899	2,224	376	153	103	39	4
Arkansas	32,725	591	404	72	37	45	29	4
California	618,544	14,319	9,428	2,446	1,111	893	396	45
Colorado	83,556	2,458	1,832	334	138	95	48	11
Connecticut	102,545	2,137	1,397	312	178	184	59	7
Delaware	30,856	809	639	91	40	21	13	5
District of Columbia	19,056	621	430	102	43	34	11	1
Florida	250,608	8,539	6,443	1,117	540	295	133	11
Georgia	216,392	4,698	3,217	727	323	278	136	17
Hawaii	32,357	867	620	123	57	42	23	2
Idaho	13,213	404	287	66	22	17	12	0
Illinois	277,388	6,118	4,096	942	460	386	219	15
Indiana	153,827	2,807	2,059	288	170	174	91	25
Iowa	43,209	905	679	85	49	57	29	6
Kansas	53,688	1,001	738	120	53	61	25	4
Kentucky	95,322	1,851	1,293	202	137	133	79	7
Louisiana	44,823	1,522	1,144	214	81	52	29	2
Maine	25,026	568	385	62	43	62	15	1
Maryland	101,127	2,686	1,777	421	269	152	62	5
Massachusetts	185,149	4,298	2,925	598	300	344	115	16
Michigan	179,231	3,514	2,331	494	289	281	98	21
Minnesota	100,449	2,150	1,497	323	136	126	57	11
Mississippi	23,597	588	406	93	37	39	11	2
Missouri	89,039	1,986	1,369	268	137	149	55	8
Montana	6,155	222	170	28	11	9	4	0
Nebraska	23,005	555	392	85	28	32	16	2
Nevada	47,710	1,022	709	171	65	50	22	5
New Hampshire	39,483	947	689	106	58	71	22	1
New Jersey	272,273	4,751	2,925	815	435	386	164	26
New Mexico	18,365	641	507	77	18	27	9	3
New York	408,129	8,975	5,837	1,535	694	613	263	33
North Carolina	221,526	4,985	3,020	1,109	449	246	144	17
North Dakota	8,956	216	174	23	3	10	4	2
Ohio	241,345	5,481	4,023	645	333	291	164	25
Oklahoma	38,869	1,167	884	138	63	50	28	4
Oregon	45,465	1,337	954	186	104	60	28	5
Pennsylvania	269,996	5,949	3,918	978	411	453	167	22
Rhode Island	26,031	586	402	79	34	53	15	3
South Carolina	111,792	1,961	1,164	416	177	116	74	14
South Dakota	6,861	194	145	24	7	13	5	0
Tennessee	128,349	2,513	1,680	404	174	152	90	13
Texas	427,443	9,397	6,491	1,422	626	559	252	47
Utah	36,054	918	652	133	61	45	22	5
Vermont	11,956	340	231	56	15	31	6	1
Virginia	158,176	4,301	2,875	773	370	190	84	9
Washington	93,952	2,592	1,830	364	183	153	58	4
West Virginia	23,152	642	489	79	31	26	13	4
Wisconsin	86,205	1,645	1,012	259	157	144	67	6
Wyoming	8,956	256	187	39	14	8	7	1

Table A1.18 Number of Foreign-Owned Establishments, State by Selected Industry

State	All industries	Mining	Utilities	Construction	Manufacturing	Wholesale trade	Retail trade	Transportation and warehousing ¹	Information	Finance and insurance ²			Real estate and rental and leasing	Professional and technical services	Accommodation and food services	Other ³
										Total	Of which:					
											Depository credit intermediation	Insurance				
Total	131,927	1,150	976	1,398	10,176	16,308	33,917	5,797	6,240	14,288	7,325	2,856	2,069	4,200	13,558	21,850
Alabama	1,692	19	12	38	226	217	435	55	85	217	163	23	23	40	104	221
Alaska	306	19	0	11	51	46	56	33	1	5	0	4	4	9	17	54
Arizona	2,899	53	8	29	197	331	962	96	132	251	142	44	56	72	297	415
Arkansas	591	12	2	19	115	114	97	35	18	14	1	11	2	4	79	80
California	14,319	68	53	104	967	2,131	3,057	728	934	1,766	892	286	325	630	1,321	2,235
Colorado	2,458	47	2	49	134	290	703	83	159	280	125	76	32	86	233	360
Connecticut	2,137	10	16	14	137	187	498	93	106	342	189	78	18	68	342	306
Delaware	809	6	5	3	31	57	173	17	13	101	38	15	41	9	56	297
District of Columbia	621	0	2	1	1	22	48	7	60	52	15	9	16	49	187	176
Florida	8,539	24	43	134	557	900	3,343	302	373	602	205	163	235	186	678	1,162
Georgia	4,698	46	8	58	409	666	1,332	246	240	295	76	126	84	133	373	808
Hawaii	867	0	5	24	17	60	292	32	43	108	64	23	22	31	85	148
Idaho	404	8	9	7	30	91	91	14	23	29	3	9	3	13	28	58
Illinois	6,118	28	29	28	407	837	1,437	315	297	744	352	133	81	236	786	893
Indiana	2,807	26	39	23	333	315	530	127	92	231	126	44	28	47	159	857
Iowa	905	17	9	9	130	158	182	28	36	106	35	35	6	25	82	117
Kansas	1,001	10	4	32	93	121	149	57	42	102	23	44	4	22	81	284
Kentucky	1,851	23	106	10	253	212	280	82	42	96	2	58	17	40	110	580
Louisiana	1,522	61	9	12	86	225	429	101	39	62	1	36	28	44	85	341
Maine	568	2	5	4	51	54	209	16	10	99	61	16	3	22	48	45
Maryland	2,686	12	8	30	120	237	778	93	123	297	155	62	37	82	315	554
Massachusetts	4,298	8	81	25	202	352	1,015	140	199	935	706	75	39	156	609	537
Michigan	3,514	24	24	27	369	574	669	182	154	273	129	55	19	196	438	565
Minnesota	2,150	18	6	14	190	284	381	95	126	207	24	102	24	55	432	318
Mississippi	588	7	7	13	68	121	124	39	22	21	2	10	3	13	55	95
Missouri	1,986	9	13	25	189	274	513	131	85	107	11	47	20	55	236	329
Montana	222	10	1	5	8	54	25	15	18	26	0	8	0	10	15	35
Nebraska	555	2	0	8	57	90	82	23	18	99	54	24	3	15	53	105
Nevada	1,022	26	5	19	56	152	305	51	47	68	15	17	23	15	70	185
New Hampshire	947	4	14	2	85	69	302	24	31	230	180	17	6	14	60	106
New Jersey	4,751	17	54	45	236	651	1,034	236	279	648	381	97	63	191	670	627
New Mexico	641	17	2	7	36	80	137	28	34	61	37	12	10	15	61	153
New York	8,975	59	156	62	362	794	2,097	215	576	1,927	1,226	218	152	365	1,121	1,089
North Carolina	4,985	20	27	76	530	565	1,567	150	131	392	206	86	56	108	509	854
North Dakota	216	3	0	2	23	54	25	14	10	40	6	28	2	1	21	21
Ohio	5,481	48	15	44	514	582	1,485	251	191	378	163	89	60	134	544	1,235
Oklahoma	1,167	24	12	21	123	143	220	62	26	63	20	18	20	19	102	332
Oregon	1,337	6	8	15	107	271	305	84	62	115	37	30	20	42	142	160
Pennsylvania	5,949	52	47	42	423	566	1,409	222	239	1,161	861	130	42	149	815	782
Rhode Island	586	2	19	2	24	49	143	16	21	151	132	5	1	13	94	51
South Carolina	1,961	14	6	24	351	250	627	104	55	87	12	37	19	35	171	218
South Dakota	194	4	0	4	32	31	24	5	7	40	1	26	1	6	10	30
Tennessee	2,513	21	10	41	263	361	856	141	115	118	2	56	27	33	217	310
Texas	9,397	173	38	128	748	1,303	2,181	534	441	701	291	176	244	360	650	1,896
Utah	918	13	2	14	78	160	282	35	57	50	12	18	15	27	57	128
Vermont	340	4	16	0	23	30	99	12	10	75	53	5	2	7	36	26
Virginia	4,301	14	13	41	225	417	1,911	145	204	194	38	55	50	153	363	571
Washington	2,592	30	5	36	204	428	518	158	146	159	26	48	59	95	321	433
West Virginia	642	2	17	6	49	48	129	12	2	23	2	13	4	17	33	300
Wisconsin	1,645	4	4	7	238	247	330	102	57	95	5	47	6	44	174	337
Wyoming	256	24	0	4	18	37	41	11	9	45	25	12	14	9	13	31

Table A1.19 Number of Foreign-Owned Establishments, State by Country of UBO

State	All countries	Canada	France	Germany	Netherlands	Switzerland	United Kingdom	Japan	Other	Addendum: European Union
Total	131,927	18,428	14,410	11,662	6,424	5,082	33,251	14,848	27,822	79,683
Alabama	1,692	195	171	184	69	41	349	172	511	1,031
Alaska	306	53	62	10	11	4	57	23	86	161
Arizona	2,899	842	243	203	100	79	645	185	602	1,457
Arkansas	591	46	65	49	22	19	132	78	180	340
California	14,319	1,099	1,829	1,227	714	684	3,426	2,455	2,885	8,210
Colorado	2,458	311	341	160	85	116	569	368	508	1,387
Connecticut	2,137	262	283	161	162	100	607	123	439	1,445
Delaware	809	87	112	75	50	29	194	46	216	535
District of Columbia	621	60	89	39	34	21	223	40	115	430
Florida	8,539	1,124	671	661	351	263	2,238	1,341	1,890	4,802
Georgia	4,698	811	486	471	230	136	1,074	508	982	2,738
Hawaii	867	40	143	36	22	17	139	318	152	411
Idaho	404	38	32	24	19	24	128	18	121	259
Illinois	6,118	813	699	672	376	253	1,706	726	873	3,814
Indiana	2,807	953	186	302	79	98	603	279	307	1,306
Iowa	905	103	135	73	50	47	188	95	214	572
Kansas	1,001	220	119	112	33	48	209	73	187	564
Kentucky	1,851	540	109	245	83	64	327	223	260	905
Louisiana	1,522	376	155	147	135	38	282	109	280	802
Maine	568	227	31	21	16	21	79	20	153	264
Maryland	2,686	181	478	226	238	108	637	208	610	2,009
Massachusetts	4,298	579	544	259	323	220	1,304	286	783	2,977
Michigan	3,514	344	308	497	96	153	1,061	447	608	2,283
Minnesota	2,150	216	213	209	109	128	568	159	548	1,257
Mississippi	588	63	64	83	28	14	137	85	114	360
Missouri	1,986	169	196	255	124	75	544	262	361	1,270
Montana	222	18	25	4	7	14	65	37	52	126
Nebraska	555	85	116	23	24	21	104	78	104	308
Nevada	1,022	161	101	88	33	53	242	107	237	555
New Hampshire	947	248	67	44	49	45	256	52	186	553
New Jersey	4,751	539	755	458	243	229	1,114	444	969	3,136
New Mexico	641	178	77	40	17	13	142	48	126	314
New York	8,975	1,106	1,099	713	318	356	2,913	686	1,784	6,191
North Carolina	4,985	1,050	320	383	133	158	1,260	345	1,336	2,988
North Dakota	216	20	47	14	12	13	40	19	51	129
Ohio	5,481	945	443	519	257	206	1,678	583	850	3,415
Oklahoma	1,167	309	163	84	41	42	170	94	264	533
Oregon	1,337	116	179	133	110	57	326	175	241	852
Pennsylvania	5,949	751	811	519	315	179	1,764	351	1,259	4,271
Rhode Island	586	72	68	30	35	20	230	27	104	444
South Carolina	1,961	298	188	192	75	66	457	154	531	1,238
South Dakota	194	31	32	9	10	9	31	17	55	100
Tennessee	2,513	260	231	241	106	83	564	275	753	1,390
Texas	9,397	1,067	883	927	580	322	1,955	1,267	2,396	5,295
Utah	918	79	76	52	34	34	235	115	293	484
Vermont	340	120	33	16	13	16	74	13	55	177
Virginia	4,301	346	359	307	207	123	1,028	828	1,103	2,579
Washington	2,592	368	243	212	157	93	663	308	548	1,522
West Virginia	642	277	43	44	27	19	85	60	87	261
Wisconsin	1,645	213	229	207	56	97	380	109	354	1,096
Wyoming	256	19	58	2	6	14	49	9	99	137

Table A1.20 Employment of Foreign-Owned Establishments, State by Selected Industry
(Number of employees)

State	All industries	Mining	Utilities	Con- struction	Manu- facturing	Whole- sale trade	Retail trade	Transpor- tation and ware- housing ¹	Information	Finance and insurance ²			Real estate and rental and leasing	Pro- fessional and technical services	Accommo- dation and food services	Other ³
										Total	Of which:					
											Depository credit inter- mediation	Insurance				
Total	5,697,812	99,316	32,814	131,916	1,598,163	546,451	585,514	283,058	270,504	420,338	145,834	126,193	42,595	338,179	354,306	994,658
Alabama	79,289	748	95	1,571	48,263	3,726	3,822	1,378	1,557	4,991	h	485	287	2,053	2,362	8,436
Alaska	13,689	4,206	0	c	2,507	723	953	2,195	a	b	0	a	34	284	1,276	1,289
Arizona	72,903	924	101	2,086	12,248	7,528	10,067	4,646	5,463	5,130	g	1,020	757	3,366	7,201	13,386
Arkansas	32,725	922	b	711	22,257	1,911	779	665	e	562	a	e	c	269	1,801	2,380
California	618,544	4,490	1,315	13,110	132,863	82,477	46,836	35,022	48,092	52,433	23,513	11,656	5,024	39,767	42,449	114,666
Colorado	83,556	3,603	b	3,091	18,311	8,706	6,575	3,055	7,115	8,765	1,356	5,569	g	4,663	6,337	12,071
Connecticut	102,545	e	420	4,172	18,095	6,092	19,566	5,948	3,056	12,302	4,788	4,042	c	12,504	5,302	14,515
Delaware	30,856	b	b	c	2,964	7,719	3,521	810	c	5,991	2,899	1,128	126	g	g	5,488
District of Columbia	19,056	0	a	e	b	147	1,350	c	2,213	925	290	297	c	2,762	6,550	4,377
Florida	250,608	1,323	1,181	11,104	31,056	21,752	41,819	14,663	11,987	15,702	4,372	7,013	9,286	10,830	21,305	58,600
Georgia	216,392	g	c	9,345	49,207	26,371	18,743	10,770	8,421	9,090	f	5,849	1,460	7,297	10,587	62,604
Hawaii	32,357	0	72	3,080	f	995	5,038	g	431	2,996	g	f	543	961	11,114	5,507
Idaho	13,213	e	c	355	3,374	1,718	1,095	351	226	317	a	159	b	1,710	f	2,549
Illinois	277,388	1,918	1,796	3,171	66,953	37,154	17,291	18,882	15,707	24,229	7,758	6,714	1,231	24,595	20,225	44,236
Indiana	153,827	412	1,360	1,270	98,805	7,367	6,372	6,368	1,713	2,866	f	958	348	1,860	3,855	21,231
Iowa	43,209	b	c	344	22,883	3,090	1,317	1,192	2,684	5,901	e	4,372	f	483	1,691	2,777
Kansas	53,688	531	b	1,120	32,807	2,652	1,227	2,140	1,314	3,363	c	2,398	a	946	1,821	5,671
Kentucky	95,322	e	h	c	59,665	6,163	2,806	2,653	553	1,358	a	390	461	1,933	2,500	12,873
Louisiana	44,823	6,926	c	910	12,206	4,053	3,177	2,512	e	539	a	338	g	1,399	3,337	7,795
Maine	25,026	a	270	b	6,165	1,512	8,296	819	c	3,583	h	654	b	552	1,150	2,362
Maryland	101,127	e	b	2,752	17,663	7,235	26,305	7,055	4,258	10,040	i	2,658	521	4,553	6,530	13,875
Massachusetts	185,149	580	3,631	2,019	30,371	14,223	34,254	8,696	7,420	26,136	8,629	10,153	678	15,167	11,390	30,584
Michigan	179,231	1,580	122	1,665	70,659	17,670	8,678	6,779	4,750	6,455	g	2,725	203	17,611	7,550	35,509
Minnesota	100,449	1,110	102	1,239	29,612	9,165	5,240	3,448	10,424	10,364	f	6,207	297	7,510	9,402	12,536
Mississippi	23,597	c	c	e	12,649	1,973	922	1,695	266	275	b	165	b	c	1,358	3,553
Missouri	89,039	c	f	3,135	34,456	6,307	4,532	5,430	2,562	4,300	c	3,440	e	4,821	6,257	15,992
Montana	6,155	2,157	a	e	945	453	237	240	297	205	0	b	0	c	f	592
Nebraska	23,005	b	0	295	11,616	1,395	627	509	187	2,529	g	836	b	1,278	g	3,093
Nevada	47,710	7,775	c	2,666	4,542	3,185	3,837	3,566	943	1,783	c	95	472	e	13,221	5,287
New Hampshire	39,483	b	114	a	19,556	1,695	8,329	1,123	1,072	2,991	g	379	122	361	f	3,096
New Jersey	272,273	777	2,676	4,980	33,981	44,044	27,450	16,186	15,305	20,091	3,886	4,440	1,211	28,838	14,085	62,649
New Mexico	18,365	2,755	b	403	2,895	1,169	1,276	750	3,034	513	e	b	c	243	1,130	3,953
New York	408,129	1,193	5,609	7,661	46,774	31,258	57,626	14,639	37,513	88,414	35,667	12,960	3,001	29,053	30,015	55,373
North Carolina	221,526	497	163	5,024	77,208	22,370	38,386	6,707	3,661	8,268	h	2,955	880	10,510	8,517	39,335
North Dakota	8,956	e	0	b	4,963	643	198	180	122	1,284	e	f	b	a	241	848
Ohio	241,345	f	c	6,465	103,126	17,815	14,045	19,254	9,183	7,355	g	2,717	958	9,088	10,277	42,924
Oklahoma	38,869	2,140	161	697	12,810	4,117	2,031	1,396	417	1,105	c	790	279	2,683	2,638	8,395
Oregon	45,465	e	e	1,761	12,673	6,841	2,684	2,854	2,715	1,583	475	409	192	2,461	h	7,930
Pennsylvania	269,996	1,147	2,454	4,265	79,120	21,343	39,007	15,826	13,314	18,595	10,737	4,435	1,104	14,328	15,659	43,834
Rhode Island	26,031	b	g	c	3,808	2,454	5,038	680	402	i	i	a	b	1,529	2,407	1,824
South Carolina	111,792	242	a	983	60,503	6,269	12,496	4,263	h	1,690	c	1,146	e	2,598	4,124	14,000
South Dakota	6,861	b	0	76	3,035	303	188	96	b	1,810	a	837	a	145	211	861
Tennessee	128,349	772	103	4,244	62,934	9,479	9,860	6,469	4,111	2,057	a	862	278	2,244	5,175	20,623
Texas	427,443	36,783	2,107	14,594	96,470	49,445	22,948	21,941	14,384	19,476	4,363	5,571	5,613	33,420	17,718	92,544
Utah	36,054	1,815	b	681	10,358	4,450	3,967	711	2,444	1,235	220	143	e	1,217	g	7,256
Vermont	11,956	c	e	0	2,087	791	2,913	432	b	602	e	19	c	298	2,956	1,145
Virginia	158,176	426	161	3,110	37,823	9,629	40,843	7,083	5,078	4,342	e	940	757	18,342	8,126	22,456
Washington	93,952	829	159	4,927	24,060	10,083	5,042	4,465	8,980	4,151	308	2,487	692	6,064	7,236	17,264
West Virginia	23,152	e	e	247	11,264	659	2,131	895	b	146	b	b	b	268	2,234	4,556
Wisconsin	86,205	c	c	482	37,669	7,740	3,366	4,224	1,560	4,616	b	3,595	b	2,101	5,083	18,977
Wyoming	8,956	4,279	0	e	1,254	392	408	247	b	e	c	b	358	b	209	981

NOTE: The following ranges are given in employment cells that are suppressed: a—0 to 19; b—20 to 99; c—100 to 249; e—250 to 499; f—500 to 999; g—1,000 to 2,499; h—2,500 to 4,999; i—5,000 to 9,999; j—10,000 to 24,999; k—25,000 to 49,999; l—50,000 to 99,999; m—100,000 or more.

Table A1.21 Employment of Foreign-Owned Establishments, State by Country of UBO
(Number of employees)

State	All countries	Canada	France	Germany	Netherlands	Switzerland	United Kingdom	Japan	Other	Addendum: European Union
Total	5,697,812	544,308	564,820	704,150	384,921	393,135	1,004,226	707,053	1,395,199	3,295,830
Alabama	79,289	7,820	7,201	12,976	1,794	2,205	9,110	14,858	23,325	40,687
Alaska	13,689	1,954	f	311	b	b	h	2,454	4,897	5,121
Arizona	72,903	13,299	7,313	7,618	5,558	3,323	14,758	4,796	16,238	42,369
Arkansas	32,725	2,720	4,935	1,644	f	g	3,914	4,878	11,641	19,773
California	618,544	34,901	74,385	61,875	26,421	60,034	96,288	120,851	143,789	309,246
Colorado	83,556	13,143	6,214	6,605	5,247	4,557	13,024	4,645	30,121	38,491
Connecticut	102,545	7,471	12,094	13,723	19,055	7,891	17,788	4,437	20,086	72,046
Delaware	30,856	1,168	1,455	2,904	1,966	1,113	16,233	604	5,413	25,912
District of Columbia	19,056	1,232	2,649	1,191	1,465	835	6,649	592	4,443	14,423
Florida	250,608	25,687	29,785	24,224	17,506	12,682	44,744	20,400	75,580	155,171
Georgia	216,392	19,608	15,147	21,814	46,790	9,153	27,900	26,464	49,516	137,189
Hawaii	32,357	746	4,593	715	78	995	3,076	16,078	6,076	12,068
Idaho	13,213	1,917	1,859	464	274	1,700	2,846	434	3,719	7,413
Illinois	277,388	21,704	29,684	40,833	14,199	17,269	56,562	41,101	56,036	163,958
Indiana	153,827	13,625	15,242	19,575	2,408	10,178	34,193	37,120	21,486	79,722
Iowa	43,209	3,329	3,086	4,318	5,025	3,386	8,027	4,888	11,150	26,685
Kansas	53,688	22,947	3,108	3,759	1,745	4,418	6,036	1,348	10,327	19,763
Kentucky	95,322	10,337	4,251	12,270	2,136	7,131	8,321	36,961	13,915	35,259
Louisiana	44,823	4,425	4,296	4,239	4,521	1,259	9,537	2,397	14,149	25,296
Maine	25,026	6,208	f	650	616	1,516	g	637	13,616	14,505
Maryland	101,127	5,041	9,023	8,727	20,505	5,467	20,448	6,287	25,629	78,211
Massachusetts	185,149	23,575	19,019	16,539	27,829	12,998	37,280	11,027	36,882	118,438
Michigan	179,231	14,884	10,818	60,360	3,468	10,701	20,898	29,392	28,710	111,073
Minnesota	100,449	16,711	6,106	12,810	6,219	5,380	15,045	3,035	35,143	49,886
Mississippi	23,597	2,588	1,476	2,680	738	490	3,023	5,510	7,092	10,742
Missouri	89,039	5,095	6,840	15,456	5,222	7,393	19,864	8,237	20,932	53,984
Montana	6,155	440	631	30	31	522	1,361	206	2,934	2,622
Nebraska	23,005	3,294	2,708	713	417	1,976	2,108	3,940	7,849	8,390
Nevada	47,710	7,299	3,709	2,648	1,007	2,434	6,857	12,277	11,479	18,107
New Hampshire	39,483	3,812	3,230	4,659	1,983	2,597	10,847	3,338	9,017	27,089
New Jersey	272,273	14,576	43,038	35,898	15,297	43,529	43,160	26,141	50,634	161,176
New Mexico	18,365	3,348	1,125	3,107	932	472	3,490	959	4,932	9,590
New York	408,129	36,850	60,320	53,742	23,731	36,234	87,588	27,529	82,135	268,643
North Carolina	221,526	22,620	13,215	30,523	5,969	16,561	40,557	17,254	74,827	137,491
North Dakota	8,956	416	736	f	f	c	515	402	5,364	3,376
Ohio	241,345	17,824	17,697	43,118	6,908	15,931	46,644	55,087	38,136	129,683
Oklahoma	38,869	5,635	6,438	1,890	1,336	3,481	4,615	1,660	13,814	17,318
Oregon	45,465	3,632	3,611	9,668	1,541	2,860	7,774	5,364	11,015	27,159
Pennsylvania	269,996	30,402	23,071	47,320	30,269	13,364	54,262	15,897	55,411	184,508
Rhode Island	26,031	986	4,364	787	3,923	873	9,020	1,232	4,846	22,315
South Carolina	111,792	8,910	15,441	19,288	1,963	7,278	16,287	12,556	30,069	72,516
South Dakota	6,861	2,037	960	b	231	c	1,441	e	1,744	2,889
Tennessee	128,349	10,666	7,966	11,839	5,673	5,823	20,588	36,109	29,685	61,567
Texas	427,443	36,698	38,627	33,648	35,598	21,449	74,118	39,125	148,180	225,351
Utah	36,054	2,925	4,044	3,279	1,821	3,125	8,489	2,312	10,059	20,842
Vermont	11,956	2,811	f	533	f	1,277	g	905	3,560	5,241
Virginia	158,176	12,665	12,558	15,203	10,071	6,995	28,477	18,074	54,133	100,564
Washington	93,952	14,145	9,061	11,685	8,327	3,382	15,414	11,404	20,534	54,318
West Virginia	23,152	5,254	1,270	2,174	856	2,253	2,858	2,740	5,747	9,425
Wisconsin	86,205	14,493	7,387	13,494	3,572	5,800	13,407	2,701	25,351	53,090
Wyoming	8,956	435	f	b	c	e	3,226	c	3,833	5,129

NOTE: The following ranges are given in employment cells that are suppressed: a—0 to 19; b—20 to 99; c—100 to 249; e—250 to 499; f—500 to 999; g—1,000 to 2,499; h—2,500 to 4,999; i—5,000 to 9,999; j—10,000 to 24,999; k—25,000 to 49,999; l—50,000 to 99,999; m—100,000 or more.

Table A1.22 Payroll of Foreign-Owned Establishments, State by Selected Industry
(Millions of dollars)

State	All industries	Mining	Utilities	Con- struction	Manu- facturing	Whole- sale trade	Retail trade	Transpor- tation and ware- housing ¹	Infor- mation	Finance and insurance ²			Real estate and rental and leasing	Pro- fessional and technical services	Accommo- dation and food services	Other ³
										Total	Of which:					
											Depository credit inter- mediation	Insurance				
Total	336,555	6,406	2,527	8,203	84,851	39,937	13,658	11,127	21,741	53,381	12,532	11,312	2,651	29,701	7,044	55,328
Alabama	3,694	39	3	59	2,509	187	99	48	63	298	D	36	13	126	36	213
Alaska	855	416	0	D	83	41	29	127	D	D	0	D	3	15	31	76
Arizona	3,503	43	4	109	657	456	220	208	445	478	D	80	36	253	121	471
Arkansas	1,264	40	D	19	913	98	20	23	D	29	D	D	D	16	21	66
California	39,870	292	95	1,034	7,705	6,682	1,254	1,585	4,829	6,123	1,382	1,104	413	3,669	964	5,226
Colorado	4,689	284	D	200	1,046	556	167	95	427	685	66	426	D	337	101	739
Connecticut	7,858	D	31	328	1,022	514	455	220	290	2,504	693	495	D	1,246	108	1,122
Delaware	2,277	D	D	D	211	728	79	42	D	383	189	68	4	D	D	484
District of Columbia	1,124	0	D	D	D	9	32	D	302	114	17	26	D	288	157	172
Florida	10,864	68	47	633	1,400	1,333	998	591	715	1,281	341	482	388	567	391	2,450
Georgia	10,341	D	D	498	2,260	1,898	411	417	655	1,017	D	581	125	545	216	2,168
Hawaii	1,200	0	5	195	D	50	114	D	24	168	D	D	24	60	343	168
Idaho	509	D	D	12	144	80	15	11	13	21	D	10	D	87	D	83
Illinois	17,789	127	89	253	3,462	2,858	390	718	1,088	3,173	589	568	101	2,308	418	2,803
Indiana	7,857	21	67	70	5,544	402	161	218	93	242	D	139	24	124	56	834
Iowa	2,064	D	D	16	1,091	163	31	36	132	368	D	274	D	32	24	98
Kansas	2,893	24	D	44	1,953	157	30	50	78	240	D	188	D	73	23	215
Kentucky	4,696	D	D	D	2,927	478	61	106	25	108	D	27	38	194	49	367
Louisiana	2,470	512	D	67	850	233	71	116	D	40	D	21	D	82	57	290
Maine	999	D	20	D	328	70	175	28	D	210	D	45	D	38	18	95
Maryland	4,922	D	D	183	1,040	480	694	253	274	664	D	196	28	382	127	775
Massachusetts	11,336	22	307	157	1,806	1,054	764	363	654	2,774	463	972	45	1,347	244	1,798
Michigan	10,697	111	7	115	4,074	1,145	176	301	324	588	D	235	10	1,644	123	2,079
Minnesota	5,890	70	7	90	1,584	623	120	115	729	908	D	537	15	721	153	755
Mississippi	931	D	D	D	564	83	24	60	9	19	D	8	D	D	20	108
Missouri	4,624	D	D	158	1,781	420	115	156	164	285	D	196	D	475	97	879
Montana	331	149	D	D	56	22	4	5	16	19	0	D	0	D	D	26
Nebraska	947	D	0	17	434	63	16	17	9	139	D	49	D	83	D	144
Nevada	2,247	609	D	129	216	178	103	127	65	103	D	9	18	D	462	209
New Hampshire	2,193	D	9	D	1,349	106	184	28	114	170	D	52	7	28	D	179
New Jersey	20,488	33	201	376	2,325	3,882	700	726	1,447	2,395	238	506	65	2,530	241	5,566
New Mexico	729	183	D	25	148	67	30	16	93	27	D	D	D	16	18	89
New York	40,309	59	442	626	2,581	2,336	1,566	533	3,443	21,326	5,738	1,895	241	2,726	740	3,690
North Carolina	10,913	23	7	230	3,605	1,810	737	266	203	632	D	263	43	998	158	2,201
North Dakota	400	D	0	D	216	33	6	8	5	51	D	D	D	D	3	52
Ohio	12,081	D	D	406	5,669	977	305	768	599	469	D	129	47	693	158	1,947
Oklahoma	1,727	155	6	28	621	270	51	72	21	51	D	31	18	134	39	261
Oregon	2,396	D	D	98	701	398	71	108	123	102	25	29	12	134	D	507
Pennsylvania	15,128	55	203	276	4,094	1,495	760	532	1,341	1,334	565	425	63	1,159	263	3,553
Rhode Island	1,321	D	D	D	183	214	108	15	20	D	D	D	D	152	35	122
South Carolina	4,695	11	D	35	2,799	337	248	152	D	86	D	46	D	157	65	596
South Dakota	281	D	0	7	118	17	4	5	D	69	D	27	D	8	3	42
Tennessee	5,600	38	4	194	2,907	560	205	273	178	180	D	81	15	149	83	812
Texas	28,827	2,240	241	815	5,506	4,369	556	871	1,035	1,936	297	411	389	3,227	305	7,337
Utah	1,740	117	D	31	468	233	116	26	123	103	22	12	D	109	D	356
Vermont	426	D	D	0	92	50	64	8	D	67	D	2	D	23	36	41
Virginia	7,783	19	9	175	1,954	597	859	292	502	304	D	66	44	1,767	157	1,103
Washington	5,093	44	16	303	1,208	625	130	183	705	340	18	183	41	489	134	874
West Virginia	971	D	D	19	653	35	41	33	D	8	D	D	D	14	31	95
Wisconsin	4,223	D	D	30	1,903	450	78	128	104	360	D	270	D	136	62	949
Wyoming	490	268	0	D	71	18	10	14	D	D	D	D	25	D	3	41

Table A1.23 Payroll of Foreign-Owned Establishments, State by Country of UBO

(Millions of dollars)

State	All countries	Canada	France	Germany	Netherlands	Switzerland	United Kingdom	Japan	Other	Addendum: European Union
Total	336,555	26,945	34,243	47,937	19,443	29,213	60,827	41,550	76,397	190,888
Alabama	3,694	217	314	765	80	101	396	751	1,069	2,020
Alaska	855	124	D	12	D	D	D	81	288	377
Arizona	3,503	497	261	486	328	139	801	265	726	2,142
Arkansas	1,264	105	237	57	D	D	116	217	398	737
California	39,870	1,794	4,387	4,490	1,695	4,213	6,017	9,041	8,233	18,912
Colorado	4,689	954	242	278	319	272	771	187	1,666	1,984
Connecticut	7,858	476	982	1,021	843	1,072	1,735	292	1,437	5,110
Delaware	2,277	43	62	178	121	47	1,577	28	222	2,054
District of Columbia	1,124	69	157	102	65	67	351	35	278	744
Florida	10,864	907	1,167	1,333	764	638	1,876	756	3,423	6,507
Georgia	10,341	744	833	1,186	1,622	509	1,511	1,287	2,651	6,420
Hawaii	1,200	37	186	31	4	30	124	602	188	440
Idaho	509	91	41	18	18	77	97	19	149	250
Illinois	17,789	1,404	2,180	2,496	895	1,225	3,605	2,737	3,248	10,310
Indiana	7,857	429	659	1,148	127	651	2,118	1,752	972	4,374
Iowa	2,064	132	124	205	329	178	369	247	481	1,272
Kansas	2,893	1,389	134	212	92	266	200	61	538	870
Kentucky	4,696	338	169	671	132	283	407	2,060	638	1,759
Louisiana	2,470	140	148	218	356	79	457	109	963	1,300
Maine	999	267	D	29	36	74	D	23	513	507
Maryland	4,922	264	421	411	737	341	1,140	327	1,281	3,661
Massachusetts	11,336	1,665	1,248	1,101	1,076	899	2,481	722	2,143	6,794
Michigan	10,697	679	492	4,624	165	516	935	1,759	1,528	6,946
Minnesota	5,890	1,068	247	927	415	332	791	174	1,937	2,787
Mississippi	931	90	52	106	33	23	114	251	262	397
Missouri	4,624	219	267	917	271	446	1,019	376	1,109	2,736
Montana	331	27	10	2	1	32	60	9	190	96
Nebraska	947	178	98	33	28	110	87	127	287	341
Nevada	2,247	418	123	99	39	125	272	523	648	657
New Hampshire	2,193	175	124	218	59	126	911	164	417	1,574
New Jersey	20,488	834	3,439	2,461	917	4,035	3,159	2,099	3,544	11,487
New Mexico	729	61	31	86	62	28	135	48	279	347
New York	40,309	2,371	7,111	7,528	1,334	6,352	7,302	2,688	5,623	25,570
North Carolina	10,913	911	728	1,443	341	776	2,559	861	3,293	6,574
North Dakota	400	16	28	D	D	D	25	15	253	143
Ohio	12,081	805	770	2,349	369	685	2,269	3,003	1,832	6,371
Oklahoma	1,727	219	234	83	56	92	193	78	774	670
Oregon	2,396	176	125	622	73	159	301	280	661	1,409
Pennsylvania	15,128	1,227	1,176	4,166	918	597	2,971	847	3,226	10,843
Rhode Island	1,321	59	234	40	84	42	489	68	306	1,118
South Carolina	4,695	353	690	939	94	224	697	620	1,077	3,053
South Dakota	281	82	35	D	10	D	58	D	70	116
Tennessee	5,600	425	363	476	175	256	979	1,823	1,104	2,457
Texas	28,827	2,114	2,295	1,780	2,860	1,780	5,050	2,337	10,610	14,479
Utah	1,740	183	115	130	83	202	481	114	431	919
Vermont	426	109	D	42	D	48	D	42	60	205
Virginia	7,783	649	707	795	357	392	1,716	692	2,475	4,660
Washington	5,093	601	342	721	686	188	769	666	1,119	2,975
West Virginia	971	170	47	144	27	101	131	144	206	431
Wisconsin	4,223	613	300	721	227	268	607	125	1,363	2,688
Wyoming	490	29	D	D	D	D	193	D	210	295

Table A1.24 Shipments or Sales of Foreign-Owned Establishments, State by Selected Industry
(Millions of dollars)

State	All industries	Mining	Utilities	Con- struction	Manu- facturing	Whole- sale trade	Retail trade	Transpor- tation and ware- housing ¹	Inform- ation	Finance and insurance ²			Real estate and rental and leasing	Pro- fessional and technical services	Accommo- dation and food services	Other ³
										Total	Of which:					
											Depository credit inter- mediation	Insurance				
Total	3,384,834	66,693	23,443	57,545	1,019,472	1,273,280	149,935	32,831	128,220	458,827	105,556	203,364	17,484	62,892	26,322	67,889
Alabama	52,296	378	19	478	41,298	5,329	1,284	156	641	908	D	326	59	766	131	849
Alaska	16,264	14,101	0	D	607	493	199	424	D	D	0	D	27	69	105	38
Arizona	29,777	531	27	990	7,456	9,091	3,368	544	2,198	3,670	D	1,151	204	427	527	743
Arkansas	20,127	147	D	86	9,927	9,182	206	96	D	90	D	D	D	35	88	151
California	449,916	1,972	1,247	7,227	78,248	257,536	13,769	4,784	23,461	40,117	8,953	13,389	2,247	7,019	3,537	8,752
Colorado	45,694	2,654	D	1,170	13,966	14,433	1,812	242	2,424	6,797	349	5,846	D	801	323	882
Connecticut	95,349	D	219	1,644	11,928	51,383	4,655	478	1,287	20,585	5,405	12,406	D	1,477	382	1,151
Delaware	33,915	D	D	D	8,722	13,347	916	121	D	5,134	2,918	795	998	D	D	3,636
District of Columbia	4,585	0	D	D	D	D	192	271	D	1,537	509	124	248	D	622	568
Florida	107,744	884	183	5,203	13,483	47,483	11,724	1,826	4,882	12,249	2,931	7,592	2,530	1,320	1,503	4,474
Georgia	113,323	D	D	3,535	24,871	48,410	4,150	1,540	4,784	18,694	D	16,153	928	1,442	890	3,240
Hawaii	8,263	0	122	1,516	D	1,345	1,499	D	235	1,491	D	D	318	119	1,142	307
Idaho	4,278	D	D	100	2,103	897	302	38	109	106	D	73	D	142	D	113
Illinois	174,667	1,270	753	2,031	39,329	87,646	5,903	2,286	5,555	20,750	3,857	6,402	561	4,621	1,554	2,408
Indiana	83,099	115	290	350	61,762	10,963	2,206	640	684	4,301	D	3,807	174	193	217	1,205
Iowa	33,410	D	D	105	13,686	6,903	295	78	590	11,275	D	10,179	D	48	92	108
Kansas	24,673	460	D	220	14,696	4,928	253	117	520	2,976	D	2,466	D	188	86	206
Kentucky	75,577	D	D	D	33,836	35,316	758	223	178	1,032	D	806	112	131	183	657
Louisiana	53,018	3,824	D	247	35,755	9,103	1,131	620	D	419	D	330	D	233	221	759
Maine	8,971	D	227	D	3,146	2,188	2,268	79	D	739	D	343	D	65	60	97
Maryland	50,893	D	D	1,157	10,957	17,307	6,752	394	2,696	8,778	D	3,608	201	1,124	475	877
Massachusetts	78,459	109	3,714	1,396	12,816	13,838	7,663	792	3,275	28,626	3,373	21,240	226	3,511	880	1,613
Michigan	106,039	878	129	1,087	34,527	46,376	1,337	722	2,013	14,658	D	9,686	99	2,379	471	1,362
Minnesota	44,303	643	42	558	10,047	8,535	812	333	3,002	17,586	D	15,639	129	1,136	590	890
Mississippi	13,662	D	D	D	8,500	2,070	247	183	75	184	D	157	D	D	67	240
Missouri	41,159	D	D	776	19,888	11,985	998	523	1,105	2,779	D	2,479	D	1,457	389	719
Montana	2,725	717	D	D	1,124	465	25	13	133	72	0	D	0	D	D	24
Nebraska	10,515	D	0	75	6,345	1,775	91	50	95	1,657	D	443	D	146	D	127
Nevada	14,975	4,818	D	622	2,533	2,562	1,029	220	423	395	D	77	311	D	1,548	370
New Hampshire	11,772	D	99	D	5,536	2,008	2,446	72	410	861	D	296	91	53	D	110
New Jersey	196,718	162	951	2,373	19,553	130,767	6,992	1,985	11,568	13,648	1,124	9,039	245	3,369	920	4,184
New Mexico	5,908	1,445	D	60	1,589	958	366	42	936	110	D	D	D	36	74	189
New York	311,349	554	5,011	6,050	27,706	69,771	14,445	1,690	19,743	147,116	59,176	24,941	2,290	6,104	2,711	8,157
North Carolina	104,891	147	45	1,673	49,071	28,026	8,374	577	1,592	10,923	D	5,278	614	1,738	702	1,410
North Dakota	5,039	D	0	D	2,860	697	38	41	47	1,173	D	D	D	D	13	9
Ohio	142,891	D	D	2,083	68,769	49,431	4,357	2,126	3,472	6,312	D	1,781	360	3,056	621	2,006
Oklahoma	15,152	1,060	29	88	7,878	3,772	572	439	111	398	D	292	118	125	131	432
Oregon	27,055	D	D	807	6,242	14,979	1,106	379	805	1,039	166	281	62	198	D	359
Pennsylvania	105,961	337	1,411	1,616	35,965	30,424	7,477	1,144	7,283	13,605	3,977	7,608	344	3,210	966	2,180
Rhode Island	9,278	D	D	D	1,493	2,137	1,089	42	130	D	D	D	D	84	129	114
South Carolina	49,643	83	D	214	32,401	9,783	2,640	429	D	799	D	673	D	295	298	629
South Dakota	2,160	D	0	40	1,188	283	24	14	D	343	D	207	D	25	9	167
Tennessee	51,858	234	20	1,199	31,141	11,165	2,873	591	1,832	1,151	D	914	92	340	299	922
Texas	370,865	18,444	2,689	5,469	138,568	153,021	6,434	3,012	5,374	20,165	1,010	6,307	1,982	8,113	1,262	6,330
Utah	17,192	1,357	D	127	6,704	4,438	1,861	101	1,081	664	90	190	D	244	D	317
Vermont	3,250	D	D	0	1,051	448	698	21	D	255	D	5	D	19	109	65
Virginia	48,124	148	79	1,643	14,639	10,600	9,079	961	2,503	2,001	D	1,111	179	4,165	622	1,506
Washington	56,189	394	205	2,104	18,713	18,846	1,644	904	6,308	4,370	110	3,866	238	927	506	1,030
West Virginia	10,542	D	D	140	8,352	791	459	70	D	150	D	D	D	24	94	215
Wisconsin	34,557	D	D	152	17,531	9,287	834	555	544	3,869	D	3,036	D	457	233	991
Wyoming	6,762	4,480	0	D	830	563	207	40	D	D	D	D	186	D	15	249

Table A1.25 Shipments or Sales of Foreign-Owned Establishments, State by Country of UBO
(Millions of dollars)

State	All countries	Canada	France	Germany	Netherlands	Switzerland	United Kingdom	Japan	Other	Addendum: European Union
Total	3,384,834	203,677	243,347	459,956	307,585	225,704	580,620	647,005	716,941	1,817,957
Alabama	52,296	1,781	2,299	10,380	4,101	1,053	7,652	12,752	12,278	27,349
Alaska	16,264	1,848	D	34	D	D	D	608	1,072	12,766
Arizona	29,777	3,996	2,725	4,103	2,128	1,075	7,090	2,905	5,755	17,621
Arkansas	20,127	907	2,966	664	D	D	3,506	3,799	3,476	9,812
California	449,916	11,164	25,625	39,084	22,330	33,954	63,061	173,424	81,272	161,097
Colorado	45,694	10,946	1,567	6,667	4,649	2,828	7,668	2,735	8,635	22,857
Connecticut	95,349	2,766	2,777	8,598	17,018	36,420	5,683	2,592	19,496	38,372
Delaware	33,915	415	660	5,038	3,030	199	21,922	551	2,099	31,458
District of Columbia	4,585	288	584	966	314	186	1,100	186	982	3,211
Florida	107,744	7,238	7,158	18,039	8,751	3,650	21,555	10,905	30,449	65,204
Georgia	113,323	5,277	6,630	14,487	17,820	3,156	17,778	20,130	28,044	71,238
Hawaii	8,263	383	1,533	252	123	73	599	3,527	1,772	2,964
Idaho	4,278	921	414	132	157	208	721	128	1,597	2,601
Illinois	174,667	11,760	7,761	26,198	8,335	8,476	28,957	42,895	40,285	87,545
Indiana	83,099	3,240	3,292	7,187	1,736	3,458	30,560	23,161	10,466	46,153
Iowa	33,410	842	1,387	1,617	8,955	2,812	5,434	4,357	8,006	20,276
Kansas	24,673	8,240	1,249	1,923	818	1,821	2,085	1,893	6,643	7,879
Kentucky	75,577	1,988	1,810	6,035	1,663	1,809	5,214	48,661	8,398	20,586
Louisiana	53,018	1,867	2,909	3,082	11,368	1,037	4,369	5,941	22,443	23,637
Maine	8,971	1,817	D	202	310	794	D	190	5,182	4,724
Maryland	50,893	1,526	2,648	11,339	7,669	2,720	9,684	6,370	8,937	37,012
Massachusetts	78,459	23,144	6,624	4,689	9,682	3,582	13,746	5,672	11,320	40,262
Michigan	106,039	3,604	3,028	47,761	1,782	2,012	15,822	21,577	10,455	72,951
Minnesota	44,303	4,909	1,973	12,238	7,682	2,261	5,007	1,482	8,752	29,820
Mississippi	13,662	396	396	772	622	105	3,226	5,577	2,567	5,561
Missouri	41,159	1,459	6,013	9,541	4,830	1,839	6,636	3,963	6,879	28,356
Montana	2,725	217	48	8	21	252	522	239	1,417	732
Nebraska	10,515	1,259	781	238	582	1,666	535	1,396	4,059	3,230
Nevada	14,975	3,152	569	894	437	520	1,782	2,714	4,908	4,290
New Hampshire	11,772	1,452	788	1,333	486	686	3,153	997	2,877	7,771
New Jersey	196,718	4,819	17,204	36,009	14,842	21,490	29,114	34,716	38,524	105,436
New Mexico	5,908	323	200	838	274	59	1,543	486	2,185	3,469
New York	311,349	19,834	51,180	58,832	13,724	42,180	42,087	39,713	43,799	185,117
North Carolina	104,891	6,236	4,289	14,189	4,669	7,673	24,967	11,699	31,169	60,553
North Dakota	5,039	164	227	D	D	D	378	206	2,939	2,427
Ohio	142,891	4,184	8,722	21,926	4,347	3,098	42,227	43,086	15,301	81,429
Oklahoma	15,152	1,182	1,650	527	547	1,028	2,721	1,179	6,318	6,075
Oregon	27,055	1,997	772	5,197	1,295	554	3,509	7,117	6,615	14,603
Pennsylvania	105,961	7,548	8,512	18,416	11,199	5,879	25,047	6,265	23,096	76,081
Rhode Island	9,278	240	1,451	353	884	111	4,095	603	1,541	8,167
South Carolina	49,643	2,852	5,250	11,609	1,671	1,471	7,677	5,783	13,330	32,477
South Dakota	2,160	554	349	D	65	D	423	D	602	916
Tennessee	51,858	2,272	2,717	3,901	1,963	1,199	7,401	21,478	10,928	19,690
Texas	370,865	16,809	35,804	23,245	87,491	10,972	44,245	37,749	114,549	208,445
Utah	17,192	1,694	640	871	904	766	7,009	2,011	3,297	10,262
Vermont	3,250	1,007	D	241	D	247	D	285	547	1,603
Virginia	48,124	2,725	3,044	5,371	3,841	1,640	7,772	6,522	17,209	29,425
Washington	56,189	3,815	1,828	6,950	6,777	1,665	14,194	12,575	8,385	32,801
West Virginia	10,542	1,203	229	1,686	580	832	1,194	2,799	2,018	4,916
Wisconsin	34,557	3,744	2,376	6,204	2,418	1,879	4,598	979	12,358	23,174
Wyoming	6,762	1,672	D	D	D	D	2,398	D	1,712	3,554

Table A2.1 Number and Employment of Foreign-Owned Establishments in Each State, by Detailed Industry—Continues

NAICS code	Industry	Foreign-owned establishments		All U.S. establishments		Foreign-owned establishments as a percentage of all U.S. establishments ²	
		Number of establishments	Number of employees	Number of establishments	Number of employees ¹	Number of establishments	Number of employees
Alabama							
	All industries	1,692	79,289	98,029	1,626,087	1.7	4.9
21	Mining	19	748	251	8,343	7.6	9.0
212	Mining, except oil and gas	11	583	147	5,757	7.5	10.1
2123	Nonmetallic mineral mining and quarrying	11	583	107	g	10.3	D
21231	Stone mining and quarrying.....	7	494	51	1,417	13.7	34.9
22	Utilities	12	95	373	14,396	3.2	0.7
23	Construction	38	1,571	9,239	107,166	0.4	1.5
236	Construction of buildings.....	1	e	2,682	27,200	*	D
2362	Nonresidential building construction	1	e	702	18,216	0.1	D
23622	Commercial building construction	1	e	639	14,497	0.2	D
237	Heavy and civil engineering construction	26	e	701	15,850	3.7	D
2373	Highway, street, and bridge construction	26	e	229	6,202	11.4	D
23731	Highway, street, and bridge construction	26	e	229	6,202	11.4	D
238	Specialty trade contractors	11	f	5,856	64,115	0.2	D
2382	Building equipment contractors.....	8	606	2,322	31,165	0.3	1.9
23822	Plumbing and HVAC contractors.....	2	e	1,384	16,993	0.1	D
31-33	Manufacturing	226	48,263	4,944	272,210	4.6	17.7
42	Wholesale trade	217	3,726	5,663	81,076	3.8	4.6
423	Durable goods merchant wholesalers	179	3,026	3,675	46,392	4.9	6.5
4231	Motor vehicle and parts and supplies merchant wholesalers	21	388	470	5,876	4.5	6.6
42313	Tire and tube merchant wholesalers.....	13	e	54	648	24.1	D
4233	Lumber and other construction material merchant wholesalers	22	513	392	5,127	5.6	10.0
42332	Brick, stone, and construction material merchant wholesalers	9	297	58	730	15.5	40.7
4234	Professional and commercial equipment and supplies merchant wholesalers	28	461	380	5,541	7.4	8.3
42342	Office equipment merchant wholesalers	19	272	89	1,293	21.3	21.0
4236	Electrical goods merchant wholesalers	34	608	371	4,597	9.2	13.2
42361	Electrical apparatus and equipment and wiring supplies merchant wholesalers	21	350	196	2,159	10.7	16.2
42369	Other electronic parts and equipment merchant wholesalers	13	258	144	g	9.0	D
4238	Machinery, equipment, and supplies merchant wholesalers	36	541	993	11,658	3.6	4.6
42383	Industrial machinery and equipment merchant wholesalers	17	266	465	4,439	3.7	6.0
424	Nondurable goods merchant wholesalers	37	f	1,417	31,491	2.6	D
4242	Drugs and druggists' sundries merchant wholesalers	3	e	81	2,526	3.7	D
42421	Drugs and druggists' sundries merchant wholesalers	3	e	81	2,526	3.7	D
44-45	Retail trade	435	3,822	19,722	238,922	2.2	1.6
441	Motor vehicle and parts dealers	55	f	2,721	31,887	2.0	D
4413	Automotive parts, accessories, and tire stores	52	598	1,364	9,620	3.8	6.2
44132	Tire dealers.....	52	598	485	3,606	10.7	16.6
446	Health and personal care stores	87	553	1,654	16,617	5.3	3.3
4461	Health and personal care stores	87	553	1,654	16,617	5.3	3.3
44613	Optical goods stores	48	e	155	787	31.0	D
447	Gasoline stations	169	1,074	3,190	18,424	5.3	5.8
4471	Gasoline stations	169	1,074	3,190	18,424	5.3	5.8
44711	Gasoline stations with convenience stores	168	g	2,928	15,937	5.7	D
448	Clothing and clothing accessories stores	63	681	2,541	23,832	2.5	2.9
4481	Clothing stores.....	17	e	1,647	18,004	1.0	D
4483	Jewelry, luggage, and leather goods stores	27	e	395	2,226	6.8	D
44831	Jewelry stores	25	e	386	2,189	6.5	D
454	Nonstore retailers	3	e	687	5,433	0.4	D
4541	Electronic shopping and mail-order houses	1	e	176	2,394	0.6	D
45411	Electronic shopping and mail-order houses	1	e	176	2,394	0.6	D
48-49	Transportation and warehousing	55	1,378	3,266	61,799	1.7	2.2
484	Truck transportation	11	e	2,180	30,190	0.5	D
4841	General freight trucking.....	2	e	1,247	21,836	0.2	D
48412	General freight trucking, long-distance	2	e	883	19,692	0.2	D
488	Support activities for transportation	20	276	522	9,906	3.8	2.8
493	Warehousing and storage	9	508	190	11,672	4.7	4.4
4931	Warehousing and storage	9	508	190	11,672	4.7	4.4
49319	Other warehousing and storage.....	2	e	25	2,217	8.0	D
51	Information	85	1,557	1,700	40,054	5.0	3.9
517	Telecommunications	77	g	778	16,907	9.9	D
5172	Wireless telecommunications carriers (except satellite)	73	g	262	3,263	27.9	D
51721	Wireless telecommunications carriers (except satellite)	73	g	262	3,263	27.9	D
52	Finance and insurance	217	4,991	7,059	72,010	3.1	6.9
522	Credit intermediation and related activities	177	4,379	3,843	41,702	4.6	10.5
5221	Depository credit intermediation	163	h	1,906	31,884	8.6	D
52211	Commercial banking	163	h	1,444	26,579	11.3	D
524	Insurance carriers and related activities	23	485	2,590	26,889	0.9	1.8
5241	Insurance carriers	16	e	752	14,855	2.1	D
52411	Direct life, health, and medical insurance carriers	5	259	235	8,439	2.1	3.1
53	Real estate and rental and leasing	23	287	4,554	27,100	0.5	1.1
532	Rental and leasing services	20	e	1,150	10,405	1.7	D
5324	Commercial and industrial machinery and equipment rental and leasing	18	254	189	1,901	9.5	13.4
53249	Other commercial/industrial machinery and equipment rental and leasing	18	254	103	f	17.5	D

Table A2.1 Number and Employment of Foreign-Owned Establishments in Each State, by Detailed Industry—Continues

NAICS code	Industry	Foreign-owned establishments		All U.S. establishments		Foreign-owned establishments as a percentage of all U.S. establishments ²	
		Number of establishments	Number of employees	Number of establishments	Number of employees ¹	Number of establishments	Number of employees
54	Professional, scientific, and technical services	40	2,053	9,489	94,051	0.4	2.2
541	Professional, scientific, and technical services	40	2,053	9,489	94,051	0.4	2.2
5413	Architectural, engineering, and related services	18	974	1,535	25,354	1.2	3.8
54133	Engineering services	13	845	855	20,637	1.5	4.1
5415	Computer systems design and related services	11	654	940	14,691	1.2	4.5
54151	Computer systems design and related services	11	654	940	14,691	1.2	4.5
5416	Management, scientific, and technical consulting services	6	e	955	5,067	0.6	D
55	Management of companies and enterprises	30	e	589	18,482	5.1	D
551	Management of companies and enterprises	30	e	589	18,482	5.1	D
5511	Management of companies and enterprises	30	e	589	18,482	5.1	D
55111	Management of companies and enterprises	30	e	589	18,482	5.1	D
56	Administrative and support and waste management and remediation service	80	6,057	4,280	138,856	1.9	4.4
561	Administrative and support services	71	5,781	3,958	134,020	1.8	4.3
5612	Facilities support services	7	e	74	4,873	9.5	D
56121	Facilities support services	7	e	74	4,873	9.5	D
5613	Employment services	12	g	547	82,539	2.2	D
56132	Temporary help services	12	g	376	54,174	3.2	D
5614	Business support services	7	g	365	9,239	1.9	D
56142	Telephone call centers	4	g	54	5,896	7.4	D
5616	Investigation and security services	20	1,327	338	9,549	5.9	13.9
56161	Investigation, guard, and armored car services	15	e	200	8,381	7.5	D
56162	Security systems services	5	e	138	1,168	3.6	D
5617	Services to buildings and dwellings	10	1,124	2,125	20,907	0.5	5.4
56172	Janitorial services	10	1,124	615	9,490	1.6	11.8
562	Waste management and remediation services	9	276	322	4,836	2.8	5.7
61	Educational services	5	a	568	4,292	0.9	D
62	Health care and social assistance	70	1,253	10,392	238,070	0.7	0.5
621	Ambulatory health care services	52	g	7,167	80,575	0.7	D
6214	Outpatient care centers	37	f	466	10,550	7.9	D
62149	Other outpatient care centers	37	f	294	8,185	12.6	D
6219	Other ambulatory health care services	12	e	183	5,034	6.6	D
71	Arts, entertainment, and recreation	6	b	1,129	17,981	0.5	D
72	Accommodation and food services	104	2,362	8,093	150,791	1.3	1.6
722	Food services and drinking places	93	g	7,211	136,439	1.3	D
7223	Special food services	90	2,102	297	5,429	30.3	38.7
72231	Food service contractors	90	2,102	188	4,595	47.9	45.7
81	Other services (except public administration)	30	736	6,718	40,488	0.4	1.8
811	Repair and maintenance	24	f	3,155	18,034	0.8	D
8112	Electronic and precision equipment repair and maintenance	2	e	192	2,256	1.0	D
81121	Electronic and precision equipment repair and maintenance	2	e	192	2,256	1.0	D
Alaska							
	All industries	306	13,689	18,907	249,429	1.6	5.5
21	Mining	19	4,206	106	11,349	17.9	37.1
211	Oil and gas extraction	3	g	16	2,801	18.8	D
2111	Oil and gas extraction	3	g	16	2,801	18.8	D
21111	Oil and gas extraction	3	g	16	2,801	18.8	D
212	Mining, except oil and gas	9	g	34	1,772	26.5	D
2122	Metal ore mining	5	g	16	1,577	31.3	D
21222	Gold ore and silver ore mining	3	f	14	f	21.4	D
21223	Copper, nickel, lead, and zinc mining	2	f	2	f	100.0	D
213	Support activities for mining	7	g	56	6,776	12.5	D
2131	Support activities for mining	7	g	56	6,776	12.5	D
21311	Support activities for mining	7	g	56	6,776	12.5	D
23	Construction	11	c	2,404	22,082	0.5	D
31-33	Manufacturing	51	2,507	543	13,329	9.4	18.8
42	Wholesale trade	46	723	753	9,063	6.1	8.0
423	Durable goods merchant wholesalers	34	432	412	5,068	8.3	8.5
424	Nondurable goods merchant wholesalers	12	291	298	3,855	4.0	7.5
44-45	Retail trade	56	953	2,641	34,977	2.1	2.7
445	Food and beverage stores	32	f	400	7,519	8.0	D
4451	Grocery stores	31	f	252	6,542	12.3	D
44511	Supermarkets and other grocery (except convenience) stores	31	f	227	6,388	13.7	D
48-49	Transportation and warehousing	33	2,195	1,125	20,143	2.9	10.9
484	Truck transportation	3	g	228	3,189	1.3	D
4842	Specialized freight trucking	2	g	112	1,564	1.8	D
48422	Specialized freight (except used goods) trucking, local	2	g	53	674	3.8	D
485	Transit and ground passenger transportation	2	e	81	g	2.5	D
4852	Interurban and rural bus transportation	2	e	6	e	33.3	D
48521	Interurban and rural bus transportation	2	e	6	e	33.3	D
487	Scenic and sightseeing transportation	9	e	188	1,248	4.8	D
4871	Scenic and sightseeing transportation, land	8	e	34	623	23.5	D
48711	Scenic and sightseeing transportation, land	8	e	34	623	23.5	D
488	Support activities for transportation	14	354	232	2,827	6.0	12.5
4881	Support activities for air transportation	8	317	79	1,057	10.1	30.0
48811	Airport operations	8	317	23	575	34.8	55.1
51	Information	1	a	407	6,754	0.2	D
52	Finance and insurance	5	b	810	7,778	0.6	D
53	Real estate and rental and leasing	4	34	852	4,370	0.5	0.8

Table A2.1 Number and Employment of Foreign-Owned Establishments in Each State, by Detailed Industry—Continues

NAICS code	Industry	Foreign-owned establishments		All U.S. establishments		Foreign-owned establishments as a percentage of all U.S. establishments ²	
		Number of establishments	Number of employees	Number of establishments	Number of employees ¹	Number of establishments	Number of employees
54	Professional, scientific, and technical services	9	284	1,828	12,843	0.5	2.2
541	Professional, scientific, and technical services	9	284	1,828	12,843	0.5	2.2
5413	Architectural, engineering, and related services	5	e	427	5,419	1.2	D
55	Management of companies and enterprises	3	f	123	h	2.4	D
551	Management of companies and enterprises	3	f	123	h	2.4	D
5511	Management of companies and enterprises	3	f	123	h	2.4	D
55111	Management of companies and enterprises	3	f	123	h	2.4	D
56	Administrative and support and waste management and remediation service	35	445	1,097	20,618	3.2	2.2
561	Administrative and support services	34	e	981	19,529	3.5	D
5616	Investigation and security services	7	e	65	2,928	10.8	D
56161	Investigation, guard, and armored car services	6	e	38	1,285	15.8	D
61	Educational services	3	a	178	1,254	1.7	D
62	Health care and social assistance	5	b	2,131	40,618	0.2	D
72	Accommodation and food services	17	1,276	1,996	25,638	0.9	5.0
721	Accommodation	8	690	528	6,524	1.5	10.6
7211	Traveler accommodation	8	690	361	6,220	2.2	11.1
72111	Hotels (except casino hotels) and motels	8	690	296	6,103	2.7	11.3
722	Food services and drinking places	9	586	1,468	19,114	0.6	3.1
7223	Special food services	9	586	101	2,797	8.9	21.0
72231	Food service contractors	9	586	73	2,737	12.3	21.4
81	Other services (except public administration)	8	b	1,328	7,566	0.6	D
Arizona							
21	All industries	2,899	72,903	138,239	2,299,713	2.1	3.2
212	Mining	53	924	226	12,491	23.5	7.4
2123	Mining, except oil and gas	51	f	172	11,232	29.7	D
21232	Nonmetallic mineral mining and quarrying	49	683	146	2,793	33.6	24.5
22	Sand, gravel, clay, and refractory mining	30	e	66	1,161	45.5	D
222	Utilities	8	101	227	11,957	3.5	0.8
23	Construction	29	2,086	15,470	221,585	0.2	0.9
2361	Construction of buildings	9	519	4,142	39,537	0.2	1.3
23611	Residential building construction	5	e	3,255	22,078	0.2	D
237	Residential building construction	5	e	3,255	22,078	0.2	D
2371	Heavy and civil engineering construction	3	e	817	27,424	0.4	D
23711	Utility system construction	3	e	395	14,357	0.8	D
238	Water and sewer system construction	3	e	285	7,113	1.1	D
2382	Specialty trade contractors	17	g	10,511	154,624	0.2	D
23829	Building equipment contractors	9	517	3,606	46,679	0.2	1.1
2383	Other building equipment contractors	6	e	78	1,505	7.7	D
23831	Building finishing contractors	6	f	2,740	35,632	0.2	D
31-33	Drywall and insulation contractors	5	e	655	16,801	0.8	D
42	Manufacturing	197	12,248	5,092	171,830	3.9	7.1
423	Wholesale trade	331	7,528	7,045	102,200	4.7	7.4
4233	Durable goods merchant wholesalers	237	i	4,402	65,573	5.4	D
42332	Lumber and other construction material merchant wholesalers	25	498	413	6,981	6.1	7.1
4234	Brick, stone, and construction material merchant wholesalers	15	294	117	1,620	12.8	18.1
42342	Professional and commercial equipment and supplies merchant wholesalers	37	1,301	619	13,700	6.0	9.5
42346	Office equipment merchant wholesalers	21	690	114	3,230	18.4	21.4
4236	Ophthalmic goods merchant wholesalers	5	e	27	539	18.5	D
42361	Electrical goods merchant wholesalers	48	1,178	643	12,518	7.5	9.4
423611	Electrical apparatus and equipment and wiring supplies merchant wholesalers	27	e	271	3,335	10.0	D
42369	Other electronic parts and equipment merchant wholesalers	18	801	313	7,159	5.8	11.2
4237	Hardware, plumbing, and heating equipment and supplies merchant wholesalers	61	654	422	5,250	14.5	12.5
42372	Plumbing and heating equipment and supplies merchant wholesalers	42	f	177	2,272	23.7	D
4238	Machinery, equipment, and supplies merchant wholesalers	38	1,183	855	10,901	4.4	10.9
42381	Construction and mining machinery and equipment merchant wholesalers	11	600	104	3,326	10.6	18.0
42383	Industrial machinery and equipment merchant wholesalers	11	475	384	3,765	2.9	12.6
4239	Miscellaneous durable goods merchant wholesalers	5	e	499	4,495	1.0	D
42399	Other miscellaneous durable goods merchant wholesalers	4	e	166	1,589	2.4	D
424	Nondurable goods merchant wholesalers	91	1,975	1,837	31,360	5.0	6.3
4241	Paper and paper product merchant wholesalers	8	287	167	2,498	4.8	11.5
4242	Drugs and druggists' sundries merchant wholesalers	4	e	160	4,018	2.5	D
42421	Drugs and druggists' sundries merchant wholesalers	4	e	160	4,018	2.5	D
4244	Grocery and related products merchant wholesalers	20	413	550	11,354	3.6	3.6
4246	Chemicals and allied products merchant wholesalers	37	597	202	2,171	18.3	27.5
42469	Other chemicals and allied products merchant wholesalers	33	534	149	1,668	22.1	32.0
44-45	Retail trade	962	10,067	19,384	337,529	5.0	3.0
441	Motor vehicle and parts dealers	35	349	2,332	47,174	1.5	0.7
4413	Automotive parts, accessories, and tire stores	34	e	1,177	10,679	2.9	D
44132	Tire dealers	32	e	409	4,081	7.8	D
442	Furniture and home furnishings stores	10	f	1,327	12,346	0.8	D
4421	Furniture stores	4	e	573	6,463	0.7	D
44211	Furniture stores	4	e	573	6,463	0.7	D
443	Electronics and appliance stores	34	278	987	10,670	3.4	2.6
4431	Electronics and appliance stores	34	278	987	10,670	3.4	2.6
44311	Appliance, television, and other electronics stores	33	e	754	8,233	4.4	D
444	Building material and garden equipment and supplies dealers	33	266	1,367	25,843	2.4	1.0
4441	Building material and supplies dealers	33	266	1,134	23,233	2.9	1.1
445	Food and beverage stores	96	1,402	1,794	67,301	5.4	2.1
4451	Grocery stores	89	g	1,213	64,422	7.3	D
44511	Supermarkets and other grocery (except convenience) stores	14	f	877	62,789	1.6	D
44512	Convenience stores	75	f	336	1,633	22.3	D

Table A2.1 Number and Employment of Foreign-Owned Establishments in Each State, by Detailed Industry—Continues

NAICS code	Industry	Foreign-owned establishments		All U.S. establishments		Foreign-owned establishments as a percentage of all U.S. establishments ²	
		Number of establishments	Number of employees	Number of establishments	Number of employees ¹	Number of establishments	Number of employees
446	Health and personal care stores	163	1,424	1,535	19,674	10.6	7.2
4461	Health and personal care stores	163	1,424	1,535	19,674	10.6	7.2
44612	Cosmetics, beauty supplies, and perfume stores	34	f	270	2,119	12.6	D
44613	Optical goods stores	83	f	301	1,657	27.6	D
447	Gasoline stations	495	h	1,728	18,376	28.6	D
4471	Gasoline stations	495	h	1,728	18,376	28.6	D
44711	Gasoline stations with convenience stores	492	h	1,547	15,180	31.8	D
448	Clothing and clothing accessories stores	77	975	2,791	28,497	2.8	3.4
4481	Clothing stores	23	356	1,790	21,956	1.3	1.6
4483	Jewelry, luggage, and leather goods stores	39	484	487	3,053	8.0	15.9
44831	Jewelry stores	31	e	470	2,974	6.6	D
48-49	Transportation and warehousing	96	4,646	3,405	83,777	2.8	5.5
485	Transit and ground passenger transportation	9	2,372	214	7,367	4.2	32.2
4851	Urban transit systems	3	g	21	2,811	14.3	D
48511	Urban transit systems	3	g	21	2,811	14.3	D
488	Support activities for transportation	47	1,235	743	10,135	6.3	12.2
4881	Support activities for air transportation	16	f	162	3,865	9.9	D
48819	Other support activities for air transportation	5	507	122	2,485	4.1	20.4
4885	Freight transportation arrangement	29	547	343	3,777	8.5	14.5
48851	Freight transportation arrangement	29	547	343	3,777	8.5	14.5
492	Couriers and messengers	13	f	284	9,221	4.6	D
4921	Couriers	13	f	190	8,504	6.8	D
49211	Couriers	13	f	190	8,504	6.8	D
493	Warehousing and storage	19	e	224	10,490	8.5	D
4931	Warehousing and storage	19	e	224	10,490	8.5	D
49311	General warehousing and storage	17	377	165	9,257	10.3	4.1
51	Information	132	5,463	2,275	52,573	5.8	10.4
511	Publishing industries (except Internet)	18	1,758	546	15,967	3.3	11.0
5112	Software publishers	11	1,593	171	7,298	6.4	21.8
51121	Software publishers	11	1,593	171	7,298	6.4	21.8
517	Telecommunications	98	2,392	838	17,966	11.7	13.3
5172	Wireless telecommunications carriers (except satellite)	85	g	236	4,192	36.0	D
51721	Wireless telecommunications carriers (except satellite)	85	g	236	4,192	36.0	D
518	Internet service providers, Web search portals, and data processing	7	g	316	9,635	2.2	D
5182	Data processing, hosting, and related services	7	g	316	9,635	2.2	D
51821	Data processing, hosting, and related services	7	g	316	9,635	2.2	D
52	Finance and insurance	251	5,130	10,496	147,894	2.4	3.5
522	Credit intermediation and related activities	176	3,381	4,790	91,025	3.7	3.7
5221	Depository credit intermediation	142	g	1,916	42,851	7.4	D
52211	Commercial banking	140	g	1,464	35,713	9.6	D
5222	Nondepository credit intermediation	31	g	1,225	29,472	2.5	D
52221	Credit card issuing	1	e	35	5,963	2.9	D
52222	Sales financing	2	e	184	2,769	1.1	D
52229	Other nondepository credit intermediation	28	g	1,006	20,740	2.8	D
523	Securities intermediation and related activities	31	729	1,610	10,799	1.9	6.8
5231	Securities and commodity contracts intermediation and brokerage	15	407	703	6,479	2.1	6.3
52312	Securities brokerage	14	e	669	6,336	2.1	D
5239	Other financial investment activities	16	322	907	4,320	1.8	7.5
52392	Portfolio management	14	e	321	1,642	4.4	D
524	Insurance carriers and related activities	44	1,020	4,095	46,019	1.1	2.2
5241	Insurance carriers	36	865	972	30,251	3.7	2.9
52412	Other direct insurance carriers	15	f	663	16,312	2.3	D
53	Real estate and rental and leasing	56	757	9,441	52,627	0.6	1.4
531	Real estate	44	630	8,005	36,838	0.5	1.7
5313	Activities related to real estate	10	e	2,003	15,953	0.5	D
53131	Real estate property managers	8	297	1,072	12,867	0.7	2.3
54	Professional, scientific, and technical services	72	3,366	16,640	129,368	0.4	2.6
541	Professional, scientific, and technical services	72	3,366	16,640	129,368	0.4	2.6
5413	Architectural, engineering, and related services	26	1,074	2,744	27,186	0.9	4.0
54133	Engineering services	20	946	1,328	16,991	1.5	5.6
5415	Computer systems design and related services	17	1,132	1,930	23,092	0.9	4.9
54151	Computer systems design and related services	17	1,132	1,930	23,092	0.9	4.9
5416	Management, scientific, and technical consulting services	13	335	3,248	12,212	0.4	2.7
5417	Scientific research and development services	8	536	271	8,888	3.0	6.0
54171	Research and development in the physical, engineering, and life sciences	8	536	240	8,613	3.3	6.2
55	Management of companies and enterprises	54	h	844	46,621	6.4	D
551	Management of companies and enterprises	54	h	844	46,621	6.4	D
5511	Management of companies and enterprises	54	h	844	46,621	6.4	D
55111	Management of companies and enterprises	54	h	844	46,621	6.4	D
56	Administrative and support and waste management and remediation service	115	6,618	8,729	274,237	1.3	2.4
561	Administrative and support services	113	i	8,381	268,608	1.3	D
5613	Employment services	31	2,031	1,166	145,194	2.7	1.4
56132	Temporary help services	30	g	714	62,353	4.2	D
5614	Business support services	8	742	936	25,154	0.9	2.9
56141	Document preparation services	2	e	98	928	2.0	D
56142	Telephone call centers	1	e	145	15,401	0.7	D
5615	Travel arrangement and reservation services	21	582	443	12,570	4.7	4.6
56151	Travel agencies	20	f	281	i	7.1	D
5616	Investigation and security services	32	2,392	526	15,358	6.1	15.6
56161	Investigation, guard, and armored car services	28	g	314	13,101	8.9	D
5617	Services to buildings and dwellings	7	574	4,012	49,543	0.2	1.2

Table A2.1 Number and Employment of Foreign-Owned Establishments in Each State, by Detailed Industry—Continues

NAICS code	Industry	Foreign-owned establishments		All U.S. establishments		Foreign-owned establishments as a percentage of all U.S. establishments ²	
		Number of establishments	Number of employees	Number of establishments	Number of employees ¹	Number of establishments	Number of employees
61	Educational services	7	146	1,184	10,583	0.6	1.4
62	Health care and social assistance	169	2,951	15,446	278,833	1.1	1.1
621	Ambulatory health care services	65	g	11,704	102,929	0.6	D
6214	Outpatient care centers	41	f	610	12,382	6.7	D
62149	Other outpatient care centers	41	f	404	7,898	10.1	D
6216	Home health care services	6	e	283	10,890	2.1	D
62161	Home health care services	6	e	283	10,890	2.1	D
623	Nursing and residential care facilities	62	f	1,430	42,338	4.3	D
6232	Residential mental retardation/health and substance abuse facilities	54	f	533	11,314	10.1	D
62321	Residential mental retardation facilities	54	f	415	7,675	13.0	D
624	Social assistance	42	f	2,205	40,414	1.9	D
6241	Individual and family services	40	f	943	20,670	4.2	D
62412	Services for the elderly and persons with disabilities	31	f	393	12,496	7.9	D
6243	Vocational rehabilitation services	2	e	130	3,725	1.5	D
62431	Vocational rehabilitation services	2	e	130	3,725	1.5	D
71	Arts, entertainment, and recreation	4	c	1,819	46,524	0.2	D
72	Accommodation and food services	297	7,201	11,610	250,716	2.6	2.9
721	Accommodation	38	931	1,322	50,807	2.9	1.8
7211	Traveler accommodation	38	931	1,045	48,412	3.6	1.9
72111	Hotels (except casino hotels) and motels	38	931	970	44,976	3.9	2.1
722	Food services and drinking places	259	6,270	10,288	199,909	2.5	3.1
7223	Special food services	252	5,965	612	12,018	41.2	49.6
72231	Food service contractors	252	5,965	448	10,025	56.3	59.5
81	Other services (except public administration)	66	1,025	8,906	68,368	0.7	1.5
811	Repair and maintenance	55	f	4,013	27,251	1.4	D
8111	Automotive repair and maintenance	36	439	3,096	22,014	1.2	2.0
81112	Automotive body, paint, interior, and glass repair	31	e	781	5,524	4.0	D
812	Personal and laundry services	11	e	3,431	24,794	0.3	D
8123	Drycleaning and laundry services	1	e	612	7,277	0.2	D
81233	Linen and uniform supply	1	e	38	2,789	2.6	D
Arkansas							
21	All industries	591	32,725	63,063	973,763	0.9	3.4
212	Mining	12	922	300	7,023	4.0	13.1
2123	Mining, except oil and gas	7	e	89	1,758	7.9	D
21232	Nonmetallic mineral mining and quarrying	7	e	88	g	8.0	D
213	Sand, gravel, clay, and refractory mining	5	303	40	658	12.5	46.0
2131	Support activities for mining	4	f	131	4,316	3.1	D
21311	Support activities for mining	4	f	131	4,316	3.1	D
21311	Support activities for mining	4	f	131	4,316	3.1	D
22	Utilities	2	b	346	7,127	0.6	D
23	Construction	19	711	5,765	50,409	0.3	1.4
237	Heavy and civil engineering construction	15	f	559	8,371	2.7	D
2373	Highway, street, and bridge construction	15	f	170	2,830	8.8	D
23731	Highway, street, and bridge construction	15	f	170	2,830	8.8	D
31-33	Manufacturing	115	22,257	3,099	184,841	3.7	12.0
42	Wholesale trade	114	1,911	3,501	47,949	3.3	4.0
423	Durable goods merchant wholesalers	57	f	2,110	k	2.7	D
424	Nondurable goods merchant wholesalers	56	912	1,079	j	5.2	D
4242	Drugs and druggists' sundries merchant wholesalers	3	e	56	2,048	5.4	D
42421	Drugs and druggists' sundries merchant wholesalers	3	e	56	2,048	5.4	D
44-45	Retail trade	97	779	11,906	140,018	0.8	0.6
48-49	Transportation and warehousing	35	665	2,613	60,118	1.3	1.1
488	Support activities for transportation	11	290	401	4,161	2.7	7.0
493	Warehousing and storage	13	316	186	j	7.0	D
4931	Warehousing and storage	13	316	186	j	7.0	D
51	Information	18	e	1,034	26,074	1.7	D
52	Finance and insurance	14	562	4,579	37,798	0.3	1.5
524	Insurance carriers and related activities	11	e	1,884	11,639	0.6	D
5242	Agencies, brokerages, and other insurance-related activities	3	e	1,636	i	0.2	D
52421	Insurance agencies and brokerages	3	e	1,529	6,083	0.2	D
53	Real estate and rental and leasing	2	c	3,162	14,115	0.1	D
54	Professional, scientific, and technical services	4	269	5,609	32,361	0.1	0.8
541	Professional, scientific, and technical services	4	269	5,609	32,361	0.1	0.8
55	Management of companies and enterprises	7	c	1,011	27,731	0.7	D
56	Administrative and support and waste management and remediation service	36	1,897	2,513	60,799	1.4	3.1
561	Administrative and support services	31	g	2,340	57,952	1.3	D
5614	Business support services	1	e	274	5,851	0.4	D
56142	Telephone call centers	1	e	44	h	2.3	D
5616	Investigation and security services	16	1,247	169	3,894	9.5	33.8
56161	Investigation, guard, and armored car services	14	g	78	3,080	17.9	D
61	Educational services	5	a	332	2,203	1.5	D
62	Health care and social assistance	16	c	7,216	152,864	0.2	D
71	Arts, entertainment, and recreation	3	a	812	9,212	0.4	D
72	Accommodation and food services	79	1,801	5,112	89,933	1.5	2.0
722	Food services and drinking places	68	g	4,337	79,512	1.6	D
7223	Special food services	57	1,422	175	3,506	32.6	40.6
72231	Food service contractors	57	1,422	111	3,025	51.4	47.0
81	Other services (except public administration)	13	151	4,153	23,188	0.3	0.7

Table A2.1 Number and Employment of Foreign-Owned Establishments in Each State, by Detailed Industry—Continues

NAICS code	Industry	Foreign-owned establishments		All U.S. establishments		Foreign-owned establishments as a percentage of all U.S. establishments ²	
		Number of establishments	Number of employees	Number of establishments	Number of employees ¹	Number of establishments	Number of employees
California							
	All industries	14,319	618,544	863,568	13,411,719	1.7	4.6
21	Mining	68	4,490	752	28,984	9.0	15.5
212	Mining, except oil and gas.....	51	1,881	286	6,960	17.8	27.0
2123	Nonmetallic mineral mining and quarrying.....	50	g	270	6,693	18.5	D
21231	Stone mining and quarrying.....	22	f	90	2,172	24.4	D
21232	Sand, gravel, clay, and refractory mining	25	424	146	3,067	17.1	13.8
21239	Other nonmetallic mineral mining	3	f	34	1,454	8.8	D
213	Support activities for mining.....	11	h	287	11,855	3.8	D
2131	Support activities for mining.....	11	h	287	11,855	3.8	D
21311	Support activities for mining.....	11	h	287	11,855	3.8	D
22	Utilities	53	1,315	1,145	63,954	4.6	2.1
221	Utilities	53	1,315	1,145	63,954	4.6	2.1
2211	Electric power generation, transmission, and distribution	21	506	479	48,859	4.4	1.0
22111	Electric power generation	19	e	191	6,055	9.9	D
2212	Natural gas distribution	2	e	225	j	0.9	D
22121	Natural gas distribution	2	e	225	j	0.9	D
2213	Water, sewage, and other systems	30	e	441	h	6.8	D
22131	Water supply and irrigation systems	13	e	408	3,976	3.2	D
23	Construction.....	104	13,110	72,173	873,789	0.1	1.5
236	Construction of buildings.....	26	4,075	22,378	184,583	0.1	2.2
2361	Residential building construction	11	1,223	18,071	107,115	0.1	1.1
23611	Residential building construction	11	1,223	18,071	107,115	0.1	1.1
2362	Nonresidential building construction	15	2,852	4,307	77,468	0.3	3.7
23622	Commercial building construction.....	15	2,852	4,131	70,990	0.4	4.0
237	Heavy and civil engineering construction.....	14	4,288	3,300	88,589	0.4	4.8
2371	Utility system construction	2	g	1,345	43,363	0.1	D
23712	Oil and gas pipeline construction	1	g	118	9,127	0.8	D
2373	Highway, street, and bridge construction	7	1,902	983	30,864	0.7	6.2
23731	Highway, street, and bridge construction	7	1,902	983	30,864	0.7	6.2
238	Specialty trade contractors.....	64	4,747	46,495	600,617	0.1	0.8
2381	Building foundation and exterior contractors.....	8	f	9,661	169,896	0.1	D
23812	Steel and precast concrete contractors	5	f	414	13,426	1.2	D
2382	Building equipment contractors.....	43	3,191	16,624	198,137	0.3	1.6
23821	Electrical contractors	17	f	7,894	85,629	0.2	D
23829	Other building equipment contractors	24	2,001	555	12,212	4.3	16.4
2389	Other specialty trade contractors	12	f	6,008	68,384	0.2	D
23899	All other specialty trade contractors.....	9	e	2,883	31,365	0.3	D
31-33	Manufacturing	967	132,863	44,266	1,440,018	2.2	9.2
42	Wholesale trade	2,131	82,477	61,451	888,079	3.5	9.3
423	Durable goods merchant wholesalers	1,528	65,071	34,700	528,934	4.4	12.3
4231	Motor vehicle and parts and supplies merchant wholesalers	121	11,390	3,544	50,950	3.4	22.4
42311	Automobile and other motor vehicle merchant wholesalers	33	7,263	810	17,883	4.1	40.6
42312	Motor vehicle supplies and new parts merchant wholesalers	47	2,658	2,247	27,976	2.1	9.5
42313	Tire and tube merchant wholesalers.....	41	1,469	245	3,564	16.7	41.2
4232	Furniture and home furnishing merchant wholesalers.....	38	1,119	2,582	31,976	1.5	3.5
42322	Home furnishing merchant wholesalers.....	27	984	1,394	17,725	1.9	5.6
4233	Lumber and other construction material merchant wholesalers	57	1,181	1,852	27,070	3.1	4.4
42332	Brick, stone, and construction material merchant wholesalers.....	25	506	447	5,708	5.6	8.9
42339	Other construction material merchant wholesalers	20	428	394	6,064	5.1	7.1
4234	Professional and commercial equipment and supplies merchant wholesalers	290	19,451	5,429	133,032	5.3	14.6
42341	Photo equipment and supplies merchant wholesalers.....	11	850	230	3,668	4.8	23.2
42342	Office equipment merchant wholesalers.....	129	4,680	676	16,116	19.1	29.0
42343	Computers and peripheral equipment and software merchant wholesalers	94	10,431	2,265	65,260	4.2	16.0
42345	Medical, dental, and hospital equipment and supplies merchant wholesalers	21	2,278	1,194	32,399	1.8	7.0
42346	Ophthalmic goods merchant wholesalers.....	17	851	234	5,296	7.3	16.1
42349	Other professional equipment and supplies merchant wholesalers.....	13	271	309	4,385	4.2	6.2
4235	Metal and mineral (except petroleum) merchant wholesalers.....	55	1,147	1,302	j	4.2	D
42351	Metal service centers and other metal merchant wholesalers.....	54	g	1,273	17,393	4.2	D
4236	Electrical goods merchant wholesalers.....	323	14,702	5,610	111,006	5.8	13.2
42361	Electrical apparatus and equipment and wiring supplies merchant wholesalers	65	1,887	1,910	23,999	3.4	7.9
42362	Electrical appliance, TV, and radio merchant wholesalers.....	43	2,373	685	9,754	6.3	24.3
42369	Other electronic parts and equipment merchant wholesalers.....	215	10,442	3,015	77,253	7.1	13.5
4237	Hardware, plumbing, and heating equipment and supplies merchant wholesalers	333	3,956	2,471	30,824	13.5	12.8
42371	Hardware merchant wholesalers	152	829	1,082	13,278	14.0	6.2
42372	Plumbing and heating equipment and supplies merchant wholesalers	148	2,580	806	11,262	18.4	22.9
42373	Warm air heating and AC equipment merchant wholesalers	29	e	387	4,458	7.5	D
42374	Refrigeration equipment and supplies merchant wholesalers	4	e	196	1,826	2.0	D
4238	Machinery, equipment, and supplies merchant wholesalers.....	225	6,813	5,877	68,357	3.8	10.0
42381	Construction and mining machinery and equipment merchant wholesalers.....	12	449	369	6,953	3.3	6.5
42382	Farm and garden machinery and equipment merchant wholesalers.....	10	354	621	7,476	1.6	4.7
42383	Industrial machinery and equipment merchant wholesalers.....	142	4,394	3,111	33,300	4.6	13.2
42384	Industrial supplies merchant wholesalers	42	830	1,018	10,734	4.1	7.7
42386	Transportation equipment and supplies (except motor vehicle) merchant wholesalers.....	14	754	385	5,707	3.6	13.2
4239	Miscellaneous durable goods merchant wholesalers.....	86	5,312	6,033	j	1.4	D
42391	Sporting and recreational goods and supplies merchant wholesalers.....	13	378	1,224	11,009	1.1	3.4
42392	Toy and hobby goods and supplies merchant wholesalers	10	1,259	741	10,643	1.3	11.8
42393	Recyclable material merchant wholesalers.....	27	1,197	850	11,710	3.2	10.2
42394	Jewelry, watch, precious stone, and precious metal merchant wholesalers	6	293	1,495	8,342	0.4	3.5
42399	Other miscellaneous durable goods merchant wholesalers	30	2,185	1,723	j	1.7	D

Table A2.1 Number and Employment of Foreign-Owned Establishments in Each State, by Detailed Industry—Continues

NAICS code	Industry	Foreign-owned establishments		All U.S. establishments		Foreign-owned establishments as a percentage of all U.S. establishments ²	
		Number of establishments	Number of employees	Number of establishments	Number of employees ¹	Number of establishments	Number of employees
424	Nondurable goods merchant wholesalers.....	582	17,186	21,255	322,296	2.7	5.3
4241	Paper and paper product merchant wholesalers	47	1,712	1,621	20,998	2.9	8.2
42412	Stationery and office supplies merchant wholesalers.....	14	f	733	9,870	1.9	D
42413	Industrial and personal service paper merchant wholesalers.....	31	926	727	9,276	4.3	10.0
4242	Drugs and druggists' sundries merchant wholesalers	96	2,748	1,504	29,720	6.4	9.2
42421	Drugs and druggists' sundries merchant wholesalers	96	2,748	1,504	29,720	6.4	9.2
4243	Apparel, piece goods, and notions merchant wholesalers.....	27	f	4,833	58,001	0.6	D
4244	Grocery and related products merchant wholesalers	169	6,422	5,425	115,345	3.1	5.6
42442	Packaged frozen food merchant wholesalers	18	263	606	10,286	3.0	2.6
42443	Dairy product (except dried/canned) merchant wholesalers.....	19	1,498	311	5,798	6.1	25.8
42449	Other grocery and related products merchant wholesalers	110	4,149	2,011	43,570	5.5	9.5
4246	Chemicals and allied products merchant wholesalers	101	1,815	1,481	14,994	6.8	12.1
42461	Plastics materials and basic forms merchant wholesalers	31	469	516	4,772	6.0	9.8
42469	Other chemicals and allied products merchant wholesalers	70	1,346	965	10,222	7.3	13.2
4247	Petroleum and petroleum products merchant wholesalers.....	35	930	585	8,692	6.0	10.7
42471	Petroleum bulk stations and terminals	23	671	344	5,901	6.7	11.4
42472	Petroleum and petroleum product merchant wholesalers (except bulk)	12	259	241	2,791	5.0	9.3
4248	Beer, wine, and alcoholic beverage merchant wholesalers	12	600	519	21,977	2.3	2.7
42482	Wine and alcoholic beverage merchant wholesalers	9	f	352	11,067	2.6	D
4249	Miscellaneous nondurable goods merchant wholesalers	93	2,395	4,989	49,928	1.9	4.8
42491	Farm supplies merchant wholesalers	56	1,643	649	8,990	8.6	18.3
42492	Book, periodical, and newspaper merchant wholesalers.....	15	495	360	4,629	4.2	10.7
44-45	Retail trade.....	3,057	46,836	114,438	1,683,023	2.7	2.8
441	Motor vehicle and parts dealers.....	239	3,772	11,323	212,872	2.1	1.8
4411	Automobile dealers	15	1,440	3,888	143,863	0.4	1.0
44111	New car dealers	15	1,440	2,318	134,251	0.6	1.1
4413	Automotive parts, accessories, and tire stores	223	g	5,915	49,868	3.8	D
44132	Tire dealers	223	g	2,122	18,345	10.5	D
442	Furniture and home furnishings stores	91	4,752	7,411	66,890	1.2	7.1
4421	Furniture stores.....	23	h	3,308	29,591	0.7	D
44211	Furniture stores	23	h	3,308	29,591	0.7	D
4422	Home furnishings stores	68	g	4,103	37,299	1.7	D
44229	Other home furnishings stores	67	g	2,632	26,692	2.5	D
443	Electronics and appliance stores	236	2,225	5,903	66,487	4.0	3.3
4431	Electronics and appliance stores	236	2,225	5,903	66,487	4.0	3.3
44311	Appliance, television, and other electronics stores	230	g	4,321	46,900	5.3	D
444	Building material and garden equipment and supplies dealers	268	2,817	7,843	131,476	3.4	2.1
4441	Building material and supplies dealers	267	h	6,469	119,931	4.1	D
44412	Paint and wallpaper stores.....	147	f	734	4,887	20.0	D
44419	Other building material dealers.....	119	1,886	3,909	37,951	3.0	5.0
445	Food and beverage stores	255	12,111	16,574	323,171	1.5	3.7
4451	Grocery stores	231	11,764	10,008	294,086	2.3	4.0
44511	Supermarkets and other grocery (except convenience) stores	154	j	7,824	282,268	2.0	D
44512	Convenience stores	77	f	2,184	11,818	3.5	D
4452	Specialty food stores.....	24	347	3,092	18,164	0.8	1.9
44529	Other specialty food stores	23	e	1,901	10,191	1.2	D
446	Health and personal care stores	816	7,169	9,544	116,603	8.5	6.1
4461	Health and personal care stores	816	7,169	9,544	116,603	8.5	6.1
44612	Cosmetics, beauty supplies, and perfume stores	142	2,227	1,848	12,309	7.7	18.1
44613	Optical goods stores	439	h	1,083	6,286	40.5	D
44619	Other health and personal care stores	234	f	2,260	11,197	10.4	D
447	Gasoline stations	429	2,757	8,179	60,099	5.2	4.6
4471	Gasoline stations	429	2,757	8,179	60,099	5.2	4.6
44711	Gasoline stations with convenience stores	268	g	6,289	47,139	4.3	D
44719	Other gasoline stations	161	e	1,890	12,960	8.5	D
448	Clothing and clothing accessories stores	574	8,198	18,974	212,039	3.0	3.9
4481	Clothing stores.....	284	5,459	12,205	168,841	2.3	3.2
44812	Women's clothing stores	159	2,655	4,419	43,738	3.6	6.1
44814	Family clothing stores	78	2,220	3,540	88,899	2.2	2.5
44815	Clothing accessories stores	28	354	917	5,111	3.1	6.9
4482	Shoe stores.....	114	1,246	3,312	25,052	3.4	5.0
44821	Shoe stores.....	114	1,246	3,312	25,052	3.4	5.0
4483	Jewelry, luggage, and leather goods stores	176	1,493	3,457	18,146	5.1	8.2
44831	Jewelry stores	131	1,057	3,269	16,811	4.0	6.3
44832	Luggage and leather goods stores	45	436	188	1,335	23.9	32.7
451	Sporting goods, hobby, book, and music stores	30	432	6,417	77,450	0.5	0.6
4512	Book, periodical, and music stores	17	251	1,759	24,442	1.0	1.0
452	General merchandise stores	52	f	3,087	262,169	1.7	D
4529	Other general merchandise stores.....	52	f	2,082	74,910	2.5	D
45299	All other general merchandise stores	52	f	1,897	j	2.7	D
453	Miscellaneous store retailers	18	e	12,746	89,606	0.1	D
4532	Office supplies, stationery, and gift stores	12	e	4,515	37,568	0.3	D
45322	Gift, novelty, and souvenir stores	10	e	3,295	22,227	0.3	D
454	Nonstore retailers.....	49	1,471	6,437	64,161	0.8	2.3
4542	Vending machine operators	14	295	364	2,829	3.8	10.4
45421	Vending machine operators	14	295	364	2,829	3.8	10.4
4543	Direct selling establishments	28	1,007	2,616	18,083	1.1	5.6
45439	Other direct selling establishments	28	1,007	2,282	15,270	1.2	6.6

Table A2.1 Number and Employment of Foreign-Owned Establishments in Each State, by Detailed Industry—Continues

NAICS code	Industry	Foreign-owned establishments		All U.S. establishments		Foreign-owned establishments as a percentage of all U.S. establishments ²	
		Number of establishments	Number of employees	Number of establishments	Number of employees ¹	Number of establishments	Number of employees
48-49	Transportation and warehousing	728	35,022	21,616	452,017	3.4	7.7
483	Water transportation	13	f	116	5,551	11.2	D
4831	Deep sea, coastal, and Great Lakes water transportation	13	f	85	5,202	15.3	D
48311	Deep sea, coastal, and Great Lakes water transportation	13	f	85	5,202	15.3	D
484	Truck transportation	42	1,538	10,056	117,883	0.4	1.3
4841	General freight trucking	25	862	5,474	70,163	0.5	1.2
48411	General freight trucking, local	16	385	3,042	23,866	0.5	1.6
48412	General freight trucking, long-distance	9	477	2,432	46,297	0.4	1.0
4842	Specialized freight trucking	17	676	4,582	47,720	0.4	1.4
48422	Specialized freight (except used goods) trucking, local	6	369	2,646	24,873	0.2	1.5
48423	Specialized freight (except used goods) trucking, long-distance	9	e	755	11,274	1.2	D
485	Transit and ground passenger transportation	65	7,175	1,658	40,352	3.9	17.8
4851	Urban transit systems	19	h	166	9,930	11.4	D
48511	Urban transit systems	19	h	166	9,930	11.4	D
4854	School and employee bus transportation	37	h	161	11,667	23.0	D
48541	School and employee bus transportation	37	h	161	11,667	23.0	D
4859	Other transit and ground passenger transportation	4	f	339	6,600	1.2	D
48599	Other transit and ground passenger transportation	4	f	339	6,600	1.2	D
488	Support activities for transportation	329	16,003	5,641	83,836	5.8	19.1
4881	Support activities for air transportation	71	7,286	627	19,833	11.3	36.7
48811	Airport operations	63	6,978	233	13,940	27.0	50.1
48819	Other support activities for air transportation	8	308	394	5,893	2.0	5.2
4883	Support activities for water transportation	17	1,256	171	4,836	9.9	26.0
48832	Marine cargo handling	11	1,159	59	3,053	18.6	38.0
4885	Freight transportation arrangement	224	7,218	3,131	39,143	7.2	18.4
48851	Freight transportation arrangement	224	7,218	3,131	39,143	7.2	18.4
492	Couriers and messengers	68	h	1,485	70,945	4.6	D
4921	Couriers	68	h	987	62,932	6.9	D
49211	Couriers	68	h	987	62,932	6.9	D
493	Warehousing and storage	198	6,370	1,690	82,307	11.7	7.7
4931	Warehousing and storage	198	6,370	1,690	82,307	11.7	7.7
49311	General warehousing and storage	162	5,249	1,227	66,732	13.2	7.9
49312	Refrigerated warehousing and storage	9	e	176	6,395	5.1	D
49319	Other warehousing and storage	26	f	238	8,597	10.9	D
51	Information	934	48,092	21,068	556,535	4.4	8.6
511	Publishing industries (except Internet)	154	10,981	4,023	166,140	3.8	6.6
5111	Newspaper, periodical, book, and directory publishers	70	2,680	2,496	67,708	2.8	4.0
51112	Periodical publishers	21	809	998	18,425	2.1	4.4
51113	Book publishers	13	1,039	402	7,413	3.2	14.0
51114	Directory and mailing list publishers	29	f	242	5,645	12.0	D
5112	Software publishers	84	8,301	1,527	98,432	5.5	8.4
51121	Software publishers	84	8,301	1,527	98,432	5.5	8.4
512	Motion picture and sound recording industries	86	18,362	7,150	142,848	1.2	12.9
5121	Motion picture and video industries	68	16,237	6,226	134,848	1.1	12.0
51211	Motion picture and video production	50	12,630	4,469	96,693	1.1	13.1
51213	Motion picture and video exhibition	1	e	607	20,117	0.2	D
51219	Postproduction and other motion picture and video industries	13	h	940	15,939	1.4	D
5122	Sound recording industries	18	2,125	924	8,000	1.9	26.6
51222	Integrated record production/distribution	12	1,592	116	2,980	10.3	53.4
51223	Music publishers	5	e	217	1,521	2.3	D
515	Broadcasting (except Internet)	101	4,058	1,046	35,660	9.7	11.4
5151	Radio and television broadcasting	83	h	926	28,859	9.0	D
51512	Television broadcasting	83	h	283	15,223	29.3	D
5152	Cable and other subscription programming	18	g	120	6,801	15.0	D
51521	Cable and other subscription programming	18	g	120	6,801	15.0	D
517	Telecommunications	530	11,916	5,519	129,756	9.6	9.2
5171	Wired telecommunications carriers	96	g	3,231	89,985	3.0	D
51711	Wired telecommunications carriers	96	g	3,231	89,985	3.0	D
5172	Wireless telecommunications carriers (except satellite)	421	i	1,271	29,366	33.1	D
51721	Wireless telecommunications carriers (except satellite)	421	i	1,271	29,366	33.1	D
5179	Other telecommunications	4	e	882	9,550	0.5	D
51791	Other telecommunications	4	e	882	9,550	0.5	D
518	Internet service providers, Web search portals, and data processing	26	1,507	2,218	47,851	1.2	3.1
5182	Data processing, hosting, and related services	26	1,507	2,218	47,851	1.2	3.1
51821	Data processing, hosting, and related services	26	1,507	2,218	47,851	1.2	3.1
519	Other information services	37	1,268	1,112	34,280	3.3	3.7
5191	Other information services	37	1,268	1,112	34,280	3.3	3.7
51913	Internet publishing and broadcasting and Web search portals	29	g	859	30,580	3.4	D
52	Finance and insurance	1,766	52,433	54,395	720,191	3.2	7.3
522	Credit intermediation and related activities	1,232	30,828	24,937	383,896	4.9	8.0
5221	Depository credit intermediation	892	23,513	10,461	221,884	8.5	10.6
52211	Commercial banking	888	j	7,386	160,273	12.0	D
52212	Savings institutions	4	e	1,486	33,428	0.3	D
5222	Nondepository credit intermediation	272	6,633	5,999	109,240	4.5	6.1
52221	Credit card issuing	3	g	72	4,500	4.2	D
52222	Sales financing	30	1,644	774	14,543	3.9	11.3
52229	Other nondepository credit intermediation	239	h	5,153	90,197	4.6	D
5223	Activities related to credit intermediation	68	682	8,477	52,772	0.8	1.3
52232	Financial transactions processing, reserve, and clearinghouse activities	61	e	1,096	16,034	5.6	D
523	Securities intermediation and related activities	248	9,949	10,676	93,867	2.3	10.6
5231	Securities and commodity contracts intermediation and brokerage	148	5,036	3,837	42,457	3.9	11.9
52311	Investment banking and securities dealing	9	e	554	8,528	1.6	D
52312	Securities brokerage	118	4,551	3,086	32,826	3.8	13.9
5239	Other financial investment activities	100	4,913	6,837	1	1.5	D
52392	Portfolio management	77	4,539	2,666	30,328	2.9	15.0
52399	All other financial investment activities	6	e	545	h	1.1	D

Table A2.1 Number and Employment of Foreign-Owned Establishments in Each State, by Detailed Industry—Continues

NAICS code	Industry	Foreign-owned establishments		All U.S. establishments		Foreign-owned establishments as a percentage of all U.S. establishments ²	
		Number of establishments	Number of employees	Number of establishments	Number of employees ¹	Number of establishments	Number of employees
524	Insurance carriers and related activities	286	11,656	18,780	241,023	1.5	4.8
5241	Insurance carriers	205	9,769	3,699	138,513	5.5	7.1
52411	Direct life, health, and medical insurance carriers	84	1,976	1,158	65,420	7.3	3.0
52412	Other direct insurance carriers	105	7,598	2,496	72,210	4.2	10.5
5242	Agencies, brokerages, and other insurance-related activities	81	1,887	15,081	102,510	0.5	1.8
52421	Insurance agencies and brokerages	65	1,492	13,673	75,854	0.5	2.0
52429	Other insurance related activities	16	395	1,408	26,656	1.1	1.5
53	Real estate and rental and leasing	325	5,024	51,597	312,488	0.6	1.6
531	Real estate	252	3,359	44,251	230,002	0.6	1.5
5311	Lessors of real estate	147	1,926	16,420	75,669	0.9	2.5
53112	Lessors of nonresidential buildings (except miniwarehouses)	133	1,813	4,629	25,314	2.9	7.2
5313	Activities related to real estate	86	g	13,389	101,790	0.6	D
53131	Real estate property managers	64	667	8,668	81,649	0.7	0.8
53139	Other activities related to real estate	18	366	3,306	15,739	0.5	2.3
532	Rental and leasing services	65	1,475	7,085	78,922	0.9	1.9
5324	Commercial and industrial machinery and equipment rental and leasing	58	1,374	2,009	25,032	2.9	5.5
53241	Construction/transportation/mining/forestry machinery and equipment rental and leasing	13	e	665	8,789	2.0	D
53249	Other commercial/industrial machinery and equipment rental and leasing	41	957	1,216	15,352	3.4	6.2
54	Professional, scientific, and technical services	630	39,767	112,709	1,260,896	0.6	3.2
541	Professional, scientific, and technical services	630	39,767	112,709	1,260,896	0.6	3.2
5412	Accounting, tax preparation, bookkeeping, and payroll services	11	1,253	15,812	364,118	0.1	0.3
54121	Accounting, tax preparation, bookkeeping, and payroll services	11	1,253	15,812	364,118	0.1	0.3
5413	Architectural, engineering, and related services	126	7,520	15,374	185,972	0.8	4.0
54131	Architectural services	8	385	3,738	31,389	0.2	1.2
54133	Engineering services	92	6,228	8,143	123,877	1.1	5.0
54138	Testing laboratories	21	749	839	14,033	2.5	5.3
5414	Specialized design services	13	303	5,126	21,105	0.3	1.4
5415	Computer systems design and related services	133	6,246	16,498	169,890	0.8	3.7
54151	Computer systems design and related services	133	6,246	16,498	169,890	0.8	3.7
5416	Management, scientific, and technical consulting services	98	5,098	20,707	102,097	0.5	5.0
54161	Management consulting services	64	4,568	12,221	71,710	0.5	6.4
54162	Environmental consulting services	27	469	1,259	10,003	2.1	4.7
5417	Scientific research and development services	117	11,770	3,285	129,010	3.6	9.1
54171	Research and development in the physical, engineering, and life sciences	116	j	2,986	124,301	3.9	D
54172	Research and development in the social sciences and humanities	1	f	299	4,709	0.3	D
5418	Advertising and related services	84	5,234	5,349	78,711	1.6	6.6
54181	Advertising agencies	33	3,015	1,883	23,350	1.8	12.9
54182	Public relations agencies	24	699	1,202	8,812	2.0	7.9
54185	Display advertising	6	f	320	5,575	1.9	D
54189	Other services related to advertising	9	e	921	22,023	1.0	D
5419	Other professional, scientific, and technical services	41	2,267	8,118	64,221	0.5	3.5
54191	Marketing research and public opinion polling	37	2,206	1,142	13,507	3.2	16.3
55	Management of companies and enterprises	419	25,927	4,965	263,213	8.4	9.9
551	Management of companies and enterprises	419	25,927	4,965	263,213	8.4	9.9
5511	Management of companies and enterprises	419	25,927	4,965	263,213	8.4	9.9
55111	Management of companies and enterprises	419	25,927	4,965	263,213	8.4	9.9
56	Administrative and support and waste management and remediation service	876	54,515	43,759	1,125,664	2.0	4.8
561	Administrative and support services	838	52,716	41,998	1,077,917	2.0	4.9
5611	Office administrative services	38	384	4,313	51,011	0.9	0.8
56111	Office administrative services	38	384	4,313	51,011	0.9	0.8
5612	Facilities support services	23	411	484	16,764	4.8	2.5
56121	Facilities support services	23	411	484	16,764	4.8	2.5
5613	Employment services	266	18,231	6,196	540,281	4.3	3.4
56132	Temporary help services	252	18,045	3,586	377,826	7.0	4.8
5614	Business support services	35	3,812	4,687	68,835	0.7	5.5
56141	Document preparation services	2	g	583	4,723	0.3	D
56143	Business service centers	2	f	2,021	18,307	0.1	D
56145	Credit bureaus	8	g	121	3,100	6.6	D
56149	Other business support services	17	e	872	10,579	1.9	D
5615	Travel arrangement and reservation services	163	1,550	3,307	31,982	4.9	4.8
56151	Travel agencies	149	1,207	2,424	15,368	6.1	7.9
56152	Tour operators	9	298	429	5,103	2.1	5.8
5616	Investigation and security services	255	22,463	3,503	127,003	7.3	17.7
56161	Investigation, guard, and armored car services	226	j	2,364	112,351	9.6	D
56162	Security systems services	29	h	1,139	14,652	2.5	D
5617	Services to buildings and dwellings	26	4,962	17,145	205,598	0.2	2.4
56171	Exterminating and pest control services	2	e	1,625	14,993	0.1	D
56172	Janitorial services	18	4,486	4,929	87,031	0.4	5.2
5619	Other support services	32	903	2,363	36,443	1.4	2.5
56199	All other support services	28	842	1,423	19,860	2.0	4.2
562	Waste management and remediation services	38	1,799	1,761	47,747	2.2	3.8
5622	Waste treatment and disposal	10	f	211	5,421	4.7	D
56221	Waste treatment and disposal	10	f	211	5,421	4.7	D
5629	Remediation and other waste management services	27	g	751	14,896	3.6	D
56299	All other waste management services	18	g	288	3,802	6.3	D
61	Educational services	59	1,452	8,241	82,161	0.7	1.8
611	Educational services	59	1,452	8,241	82,161	0.7	1.8
6116	Other schools and instruction	28	823	5,206	50,455	0.5	1.6
61161	Fine arts schools	5	e	1,274	9,008	0.4	D
61163	Language schools	17	e	290	5,339	5.9	D
6117	Educational support services	20	e	992	9,360	2.0	D

Table A2.1 Number and Employment of Foreign-Owned Establishments in Each State, by Detailed Industry—Continues

NAICS code	Industry	Foreign-owned establishments		All U.S. establishments		Foreign-owned establishments as a percentage of all U.S. establishments ²	
		Number of establishments	Number of employees	Number of establishments	Number of employees ¹	Number of establishments	Number of employees
62	Health care and social assistance	424	19,331	97,288	1,592,430	0.4	1.2
621	Ambulatory health care services	259	11,520	71,689	618,854	0.4	1.9
6213	Offices of other health practitioners	131	1,882	13,890	66,046	0.9	2.8
62132	Offices of optometrists	109	e	2,605	12,546	4.2	D
62134	Offices of physical, occupational and speech therapists, and audiology	21	g	2,821	23,542	0.7	D
6214	Outpatient care centers	57	1,754	3,566	73,360	1.6	2.4
62149	Other outpatient care centers	57	1,754	2,359	54,595	2.4	3.2
6215	Medical and diagnostic laboratories	3	392	1,595	27,703	0.2	1.4
62151	Medical and diagnostic laboratories	3	392	1,595	27,703	0.2	1.4
6216	Home health care services	21	f	2,341	56,251	0.9	D
62161	Home health care services	21	f	2,341	56,251	0.9	D
6219	Other ambulatory health care services	41	i	742	30,296	5.5	D
62191	Ambulance services	33	i	304	15,832	10.9	D
62199	All other ambulatory health care services	8	e	438	14,464	1.8	D
622	Hospitals	5	h	455	496,333	1.1	D
6221	General medical and surgical hospitals	5	h	389	468,646	1.3	D
62211	General medical and surgical hospitals	5	h	389	468,646	1.3	D
623	Nursing and residential care facilities	152	h	8,577	237,606	1.8	D
6231	Nursing care facilities	27	h	1,477	115,866	1.8	D
62311	Nursing care facilities	27	h	1,477	115,866	1.8	D
6232	Residential mental retardation/health and substance abuse facility	121	g	2,828	36,193	4.3	D
62321	Residential mental retardation facilities	121	g	1,923	21,797	6.3	D
71	Arts, entertainment, and recreation	36	6,834	20,090	302,015	0.2	2.3
711	Performing arts, spectator sports, and related industries	12	1,450	12,892	72,931	0.1	2.0
7111	Performing arts companies	2	e	1,540	19,675	0.1	D
71111	Theater companies and dinner theaters	2	e	452	10,486	0.4	D
7112	Spectator sports	3	g	554	12,237	0.5	D
71121	Spectator sports	3	g	554	12,237	0.5	D
713	Amusement, gambling, and recreation industries	24	5,384	6,588	214,389	0.4	2.5
7131	Amusement parks and arcades	9	h	274	36,253	3.3	D
71311	Amusement and theme parks	1	h	45	32,239	2.2	D
7139	Other amusement and recreation services	14	g	6,117	138,125	0.2	D
71391	Golf courses and country clubs	3	e	774	39,395	0.4	D
71394	Fitness and recreational sports centers	9	g	3,551	72,168	0.3	D
71399	All other amusement and recreation industries	2	e	1,270	11,149	0.2	D
72	Accommodation and food services	1,321	42,449	75,989	1,366,926	1.7	3.1
721	Accommodation	203	13,695	6,639	238,109	3.1	5.8
7211	Traveler accommodation	203	13,695	5,780	231,478	3.5	5.9
72111	Hotels (except casino hotels) and motels	203	13,695	5,292	204,223	3.8	6.7
722	Food services and drinking places	1,118	28,754	69,350	1,128,817	1.6	2.5
7221	Full-service restaurants	21	840	26,968	540,731	0.1	0.2
72211	Full-service restaurants	21	840	26,968	540,731	0.1	0.2
7222	Limited-service eating places	156	3,537	35,499	496,330	0.4	0.7
72221	Limited-service eating places	156	3,537	35,499	496,330	0.4	0.7
7223	Special food services	941	24,377	3,426	59,470	27.5	41.0
72231	Food service contractors	940	j	1,984	42,504	47.4	D
81	Other services (except public administration)	421	6,607	57,626	399,336	0.7	1.7
811	Repair and maintenance	214	3,281	25,285	158,848	0.8	2.1
8111	Automotive repair and maintenance	142	g	19,663	114,294	0.7	D
81112	Automotive body, paint, interior, and glass repair	62	e	4,785	36,299	1.3	D
81119	Other automotive repair and maintenance	74	999	3,364	33,236	2.2	3.0
8112	Electronic and precision equipment repair and maintenance	23	1,023	1,580	21,175	1.5	4.8
81121	Electronic and precision equipment repair and maintenance	23	1,023	1,580	21,175	1.5	4.8
8113	Computer and industrial machinery and equipment (except automotive/electrical) repair and maintenance	35	684	1,930	14,616	1.8	4.7
81131	Computer and industrial machinery and equipment (except automotive/electrical) repair and maintenance	35	684	1,930	14,616	1.8	4.7
812	Personal and laundry services	207	3,326	22,495	149,940	0.9	2.2
8121	Personal care services	203	g	11,245	58,971	1.8	D
81219	Other personal care services	203	g	1,813	14,296	11.2	D
8123	Drycleaning and laundry services	3	f	4,818	40,618	0.1	D
81233	Linen and uniform supply	2	f	313	17,047	0.6	D
Colorado							
	All industries	2,458	83,556	150,582	2,022,078	1.6	4.1
21	Mining	47	3,603	971	28,417	4.8	12.7
211	Oil and gas extraction	10	889	296	6,176	3.4	14.4
2111	Oil and gas extraction	10	889	296	6,176	3.4	14.4
21111	Oil and gas extraction	10	889	296	6,176	3.4	14.4
212	Mining, except oil and gas	25	914	167	6,619	15.0	13.8
2121	Coal mining	2	e	16	2,387	12.5	D
21211	Coal mining	2	e	16	2,387	12.5	D
2122	Metal ore mining	4	e	34	2,656	11.8	D
21222	Gold ore and silver ore mining	3	e	15	1,719	20.0	D
213	Support activities for mining	12	1,800	508	15,622	2.4	11.5
2131	Support activities for mining	12	1,800	508	15,622	2.4	11.5
21311	Support activities for mining	12	1,800	508	15,622	2.4	11.5
22	Utilities	2	b	371	8,468	0.5	D

Table A2.1 Number and Employment of Foreign-Owned Establishments in Each State, by Detailed Industry—Continues

NAICS code	Industry	Foreign-owned establishments		All U.S. establishments		Foreign-owned establishments as a percentage of all U.S. establishments ²	
		Number of establishments	Number of employees	Number of establishments	Number of employees ¹	Number of establishments	Number of employees
23	Construction.....	49	3,091	17,787	173,559	0.3	1.8
236	Construction of buildings.....	10	477	4,838	34,970	0.2	1.4
2361	Residential building construction	7	e	3,958	18,447	0.2	D
23611	Residential building construction	7	e	3,958	18,447	0.2	D
237	Heavy and civil engineering construction	14	1,067	903	29,069	1.6	3.7
2373	Highway, street, and bridge construction	8	590	216	7,644	3.7	7.7
23731	Highway, street, and bridge construction	8	590	216	7,644	3.7	7.7
238	Specialty trade contractors	25	1,547	12,045	109,520	0.2	1.4
2382	Building equipment contractors.....	12	701	3,858	45,125	0.3	1.6
23821	Electrical contractors	6	339	1,756	17,786	0.3	1.9
23829	Other building equipment contractors.....	6	362	132	7,245	4.5	5.0
2389	Other specialty trade contractors.....	4	e	1,581	14,957	0.3	D
23899	All other specialty trade contractors.....	1	e	504	4,219	0.2	D
31-33	Manufacturing	134	18,311	5,285	137,791	2.5	13.3
42	Wholesale trade.....	290	8,706	7,290	105,366	4.0	8.3
423	Durable goods merchant wholesalers.....	218	5,913	4,275	66,340	5.1	8.9
4231	Motor vehicle and parts and supplies merchant wholesalers	21	466	418	5,758	5.0	8.1
4233	Lumber and other construction material merchant wholesalers.....	25	276	415	6,939	6.0	4.0
4234	Professional and commercial equipment and supplies merchant wholesalers	32	2,239	679	17,430	4.7	12.8
42342	Office equipment merchant wholesalers.....	18	564	107	1,973	16.8	28.6
42343	Computers and peripheral equipment and software merchant wholesalers.....	9	g	242	11,385	3.7	D
4236	Electrical goods merchant wholesalers	44	996	559	11,085	7.9	9.0
42361	Electrical apparatus and equipment and wiring supplies merchant wholesalers	15	e	247	2,958	6.1	D
42369	Other electronic parts and equipment merchant wholesalers	25	583	259	1	9.7	D
4237	Hardware, plumbing, and heating equipment and supplies merchant wholesalers	45	594	358	4,454	12.6	13.3
42372	Plumbing and heating equipment and supplies merchant wholesalers	29	e	183	2,179	15.8	D
4238	Machinery, equipment, and supplies merchant wholesalers.....	35	1,043	910	11,300	3.8	9.2
42381	Construction and mining machinery and equipment merchant wholesalers	5	e	92	1,946	5.4	D
42383	Industrial machinery and equipment merchant wholesalers.....	20	526	440	5,423	4.5	9.7
424	Nondurable goods merchant wholesalers.....	70	h	1,992	32,943	3.5	D
4241	Paper and paper product merchant wholesalers.....	6	e	200	2,414	3.0	D
4242	Drugs and druggists' sundries merchant wholesalers	4	e	137	2,492	2.9	D
42421	Drugs and druggists' sundries merchant wholesalers	4	e	137	2,492	2.9	D
4244	Grocery and related products merchant wholesalers	25	1,111	477	11,672	5.2	9.5
42441	General line grocery merchant wholesalers	1	e	27	2,291	3.7	D
42449	Other grocery and related products merchant wholesalers	13	540	231	h	5.6	D
4246	Chemicals and allied products merchant wholesalers	17	294	231	2,166	7.4	13.6
42469	Other chemicals and allied products merchant wholesalers.....	16	e	176	1,548	9.1	D
4248	Beer, wine, and alcoholic beverage merchant wholesalers	4	431	87	3,510	4.6	12.3
42481	Beer and ale merchant wholesalers	3	e	36	1,919	8.3	D
44-45	Retail trade.....	703	6,575	19,428	261,962	3.6	2.5
441	Motor vehicle and parts dealers.....	65	f	1,999	31,207	3.3	D
4413	Automotive parts, accessories, and tire stores	64	f	1,006	8,285	6.4	D
44132	Tire dealers	64	f	362	3,221	17.7	D
442	Furniture and home furnishings stores	17	e	1,226	10,930	1.4	D
4422	Home furnishings stores	14	326	817	6,032	1.7	5.4
44229	Other home furnishings stores	14	326	538	4,249	2.6	7.7
444	Building material and garden equipment and supplies dealers	71	765	1,642	24,686	4.3	3.1
4441	Building material and supplies dealers	71	765	1,321	21,299	5.4	3.6
44419	Other building material dealers.....	43	f	813	8,074	5.3	D
445	Food and beverage stores	50	e	2,448	46,934	2.0	D
4451	Grocery stores	45	e	919	40,042	4.9	D
44512	Convenience stores	45	e	182	940	24.7	D
446	Health and personal care stores	176	1,222	1,217	13,226	14.5	9.2
4461	Health and personal care stores	176	1,222	1,217	13,226	14.5	9.2
44612	Cosmetics, beauty supplies, and perfume stores	22	e	216	1,844	10.2	D
44613	Optical goods stores	95	f	277	1,394	34.3	D
447	Gasoline stations	206	g	1,672	12,769	12.3	D
4471	Gasoline stations	206	g	1,672	12,769	12.3	D
44711	Gasoline stations with convenience stores	204	g	1,456	10,427	14.0	D
448	Clothing and clothing accessories stores	85	963	2,561	24,488	3.3	3.9
4481	Clothing stores	39	436	1,719	19,394	2.3	2.2
4483	Jewelry, luggage, and leather goods stores.....	35	429	435	2,428	8.0	17.7
44831	Jewelry stores	28	e	407	2,235	6.9	D
48-49	Transportation and warehousing.....	83	3,055	3,463	64,731	2.4	4.7
484	Truck transportation	8	e	2,040	20,364	0.4	D
485	Transit and ground passenger transportation	7	976	173	5,202	4.0	18.8
4851	Urban transit systems	1	e	13	f	7.7	D
48511	Urban transit systems	1	e	13	f	7.7	D
4854	School and employee bus transportation.....	5	e	16	g	31.3	D
48541	School and employee bus transportation.....	5	e	16	g	31.3	D
488	Support activities for transportation	39	1,228	592	7,530	6.6	16.3
4881	Support activities for air transportation	13	940	128	3,680	10.2	25.5
48811	Airport operations	12	f	47	2,401	25.5	D
493	Warehousing and storage	14	350	173	5,392	8.1	6.5
4931	Warehousing and storage	14	350	173	5,392	8.1	6.5
49311	General warehousing and storage.....	11	e	114	4,686	9.6	D
51	Information.....	159	7,115	3,183	84,564	5.0	8.4
511	Publishing industries (except Internet).....	21	2,307	821	24,635	2.6	9.4
5111	Newspaper, periodical, book, and directory publishers	9	1,767	544	14,662	1.7	12.1
51113	Book publishers	2	g	92	3,704	2.2	D
51114	Directory and mailing list publishers	5	f	50	2,327	10.0	D
5112	Software publishers	12	540	277	9,973	4.3	5.4
51121	Software publishers	12	540	277	9,973	4.3	5.4

Table A2.1 Number and Employment of Foreign-Owned Establishments in Each State, by Detailed Industry—Continues

NAICS code	Industry	Foreign-owned establishments		All U.S. establishments		Foreign-owned establishments as a percentage of all U.S. establishments ²	
		Number of establishments	Number of employees	Number of establishments	Number of employees ¹	Number of establishments	Number of employees
517	Telecommunications.....	116	3,650	1,112	35,283	10.4	10.3
5171	Wired telecommunications carriers.....	26	f	727	26,194	3.6	D
51711	Wired telecommunications carriers.....	26	f	727	26,194	3.6	D
5172	Wireless telecommunications carriers (except satellite).....	85	h	231	8,118	36.8	D
51721	Wireless telecommunications carriers (except satellite).....	85	h	231	8,118	36.8	D
518	Internet service providers, Web search portals, and data processing.....	8	770	492	13,369	1.6	5.8
5182	Data processing, hosting, and related services.....	8	770	492	13,369	1.6	5.8
51821	Data processing, hosting, and related services.....	8	770	492	13,369	1.6	5.8
519	Other information services.....	4	e	127	926	3.1	D
5191	Other information services.....	4	e	127	926	3.1	D
51913	Internet publishing and broadcasting and Web search portals.....	4	e	99	f	4.0	D
52	Finance and insurance.....	280	8,765	10,905	107,119	2.6	8.2
522	Credit intermediation and related activities.....	156	1,696	4,653	54,451	3.4	3.1
5221	Depository credit intermediation.....	125	1,356	2,031	30,614	6.2	4.4
52211	Commercial banking.....	125	1,356	1,597	24,932	7.8	5.4
5222	Nondepository credit intermediation.....	30	e	1,118	13,465	2.7	D
523	Securities intermediation and related activities.....	48	1,500	2,266	13,417	2.1	11.2
5231	Securities and commodity contracts intermediation and brokerage.....	32	812	873	6,247	3.7	13.0
52312	Securities brokerage.....	26	f	733	5,161	3.5	D
5239	Other financial investment activities.....	16	688	1,393	7,170	1.1	9.6
52392	Portfolio management.....	11	658	590	4,467	1.9	14.7
524	Insurance carriers and related activities.....	76	5,569	3,985	39,020	1.9	14.3
5241	Insurance carriers.....	53	4,436	649	23,514	8.2	18.9
52411	Direct life, health, and medical insurance carriers.....	27	3,874	223	11,438	12.1	33.9
52412	Other direct insurance carriers.....	26	562	425	j	6.1	D
5242	Agencies, brokerages, and other insurance-related activities.....	23	1,133	3,336	15,506	0.7	7.3
52429	Other insurance related activities.....	3	g	234	4,041	1.3	D
53	Real estate and rental and leasing.....	32	g	10,011	47,568	0.3	D
531	Real estate.....	19	956	8,618	33,366	0.2	2.9
5312	Offices of real estate agents and brokers.....	7	f	4,300	11,261	0.2	D
53121	Offices of real estate agents and brokers.....	7	f	4,300	11,261	0.2	D
532	Rental and leasing services.....	13	e	1,308	12,619	1.0	D
54	Professional, scientific, and technical services.....	86	4,663	22,629	160,601	0.4	2.9
541	Professional, scientific, and technical services.....	86	4,663	22,629	160,601	0.4	2.9
5413	Architectural, engineering, and related services.....	31	1,183	4,098	39,320	0.8	3.0
54133	Engineering services.....	22	833	2,176	28,049	1.0	3.0
5415	Computer systems design and related services.....	16	881	3,658	37,318	0.4	2.4
54151	Computer systems design and related services.....	16	881	3,658	37,318	0.4	2.4
5416	Management, scientific, and technical consulting services.....	14	977	4,025	15,803	0.3	6.2
54161	Management consulting services.....	10	f	3,008	11,660	0.3	D
5418	Advertising and related services.....	9	597	853	7,096	1.1	8.4
54181	Advertising agencies.....	4	e	289	3,026	1.4	D
5419	Other professional, scientific, and technical services.....	6	f	1,780	11,894	0.3	D
54191	Marketing research and public opinion polling.....	5	f	119	2,437	4.2	D
55	Management of companies and enterprises.....	81	g	879	35,605	9.2	D
551	Management of companies and enterprises.....	81	g	879	35,605	9.2	D
5511	Management of companies and enterprises.....	81	g	879	35,605	9.2	D
55111	Management of companies and enterprises.....	81	g	879	35,605	9.2	D
56	Administrative and support and waste management and remediation service.....	120	7,244	8,392	210,671	1.4	3.4
561	Administrative and support services.....	118	i	7,908	203,705	1.5	D
5613	Employment services.....	28	1,425	1,111	96,904	2.5	1.5
56132	Temporary help services.....	28	1,425	655	43,482	4.3	3.3
5614	Business support services.....	10	1,037	866	20,533	1.2	5.1
56141	Document preparation services.....	2	e	156	831	1.3	D
56142	Telephone call centers.....	1	e	131	12,590	0.8	D
5615	Travel arrangement and reservation services.....	26	e	498	5,830	5.2	D
56151	Travel agencies.....	26	e	331	2,308	7.9	D
5616	Investigation and security services.....	34	3,039	475	13,135	7.2	23.1
56161	Investigation, guard, and armored car services.....	28	g	288	10,632	9.7	D
56162	Security systems services.....	6	g	187	2,503	3.2	D
5617	Services to buildings and dwellings.....	3	825	3,756	39,209	0.1	2.1
56172	Janitorial services.....	1	f	1,247	22,964	0.1	D
61	Educational services.....	14	c	1,704	12,538	0.8	D
62	Health care and social assistance.....	69	1,146	13,644	238,942	0.5	0.5
621	Ambulatory health care services.....	20	f	10,116	91,906	0.2	D
6219	Other ambulatory health care services.....	8	f	155	3,803	5.2	D
62191	Ambulance services.....	3	e	50	1,465	6.0	D
623	Nursing and residential care facilities.....	44	e	872	38,433	5.0	D
6232	Residential mental retardation/health and substance abuse facilities.....	38	e	266	5,952	14.3	D
62321	Residential mental retardation facilities.....	38	e	206	4,428	18.4	D
71	Arts, entertainment, and recreation.....	5	e	2,414	49,688	0.2	D
711	Performing arts, spectator sports, and related industries.....	1	e	829	8,610	0.1	D
7112	Spectator sports.....	1	e	68	1,462	1.5	D
71121	Spectator sports.....	1	e	68	1,462	1.5	D
72	Accommodation and food services.....	233	6,337	12,075	231,721	1.9	2.7
721	Accommodation.....	18	2,573	1,562	44,735	1.2	5.8
7211	Traveler accommodation.....	18	2,573	1,303	43,539	1.4	5.9
72111	Hotels (except casino hotels) and motels.....	18	2,573	1,136	39,523	1.6	6.5
722	Food services and drinking places.....	215	3,764	10,513	186,986	2.0	2.0
7223	Special food services.....	200	3,388	607	9,013	32.9	37.6
72231	Food service contractors.....	200	3,388	354	6,276	56.5	54.0
81	Other services (except public administration).....	71	850	10,151	62,767	0.7	1.4
811	Repair and maintenance.....	48	f	4,144	23,065	1.2	D
8111	Automotive repair and maintenance.....	31	e	3,049	17,422	1.0	D
81112	Automotive body, paint, interior, and glass repair.....	29	e	785	5,278	3.7	D
812	Personal and laundry services.....	23	e	3,760	22,293	0.6	D
8121	Personal care services.....	23	e	2,106	11,299	1.1	D
81219	Other personal care services.....	23	e	442	2,750	5.2	D

Table A2.1 Number and Employment of Foreign-Owned Establishments in Each State, by Detailed Industry—Continues

NAICS code	Industry	Foreign-owned establishments		All U.S. establishments		Foreign-owned establishments as a percentage of all U.S. establishments ²	
		Number of establishments	Number of employees	Number of establishments	Number of employees ¹	Number of establishments	Number of employees
Connecticut							
	All industries	2,137	102,545	90,335	1,504,738	2.4	6.8
21	Mining	10	e	62	2,130	16.1	D
212	Mining, except oil and gas	10	e	52	g	19.2	D
2123	Nonmetallic mineral mining and quarrying.....	10	e	52	g	19.2	D
22	Utilities	16	420	151	10,210	10.6	4.1
221	Utilities	16	420	151	10,210	10.6	4.1
2213	Water, sewage, and other systems	13	e	45	g	28.9	D
22131	Water supply and irrigation systems.....	6	e	35	g	17.1	D
23	Construction.....	14	4,172	9,004	71,649	0.2	5.8
236	Construction of buildings.....	2	e	2,346	13,927	0.1	D
2362	Nonresidential building construction.....	2	e	342	5,798	0.6	D
23622	Commercial building construction.....	2	e	331	5,279	0.6	D
237	Heavy and civil engineering construction	4	2,772	395	9,491	1.0	29.2
2379	Other heavy construction.....	2	h	38	3,035	5.3	D
23799	Other heavy construction.....	2	h	38	3,035	5.3	D
238	Specialty trade contractors	8	g	6,264	48,232	0.1	D
2381	Building foundation and exterior contractors.....	1	f	1,254	9,328	0.1	D
23819	Other building exterior contractors.....	1	f	36	939	2.8	D
2382	Building equipment contractors.....	7	529	2,610	21,236	0.3	2.5
23822	Plumbing and HVAC contractors.....	1	e	1,381	10,440	0.1	D
31-33	Manufacturing	137	18,095	4,922	190,626	2.8	9.5
42	Wholesale trade	187	6,092	4,620	75,993	4.0	8.0
423	Durable goods merchant wholesalers.....	132	h	2,773	42,580	4.8	D
4234	Professional and commercial equipment and supplies merchant wholesalers.....	29	1,143	475	11,079	6.1	10.3
42342	Office equipment merchant wholesalers	21	510	125	5,156	16.8	9.9
42345	Medical, dental, and hospital equipment and supplies merchant wholesalers	1	e	90	1,311	1.1	D
4236	Electrical goods merchant wholesalers	27	403	367	5,446	7.4	7.4
4237	Hardware, plumbing, and heating equipment and supplies merchant wholesalers	22	683	228	3,202	9.6	21.3
42371	Hardware merchant wholesalers	15	597	92	1,650	16.3	36.2
4238	Machinery, equipment, and supplies merchant wholesalers.....	22	796	680	7,644	3.2	10.4
42383	Industrial machinery and equipment merchant wholesalers.....	14	461	409	4,085	3.4	11.3
4239	Miscellaneous durable goods merchant wholesalers	6	501	282	h	2.1	D
42394	Jewelry, watch, precious stone, and precious metal merchant wholesalers	3	e	43	899	7.0	D
424	Nondurable goods merchant wholesalers.....	54	1,947	1,354	28,287	4.0	6.9
4244	Grocery and related products merchant wholesalers	19	921	361	10,401	5.3	8.9
42449	Other grocery and related products merchant wholesalers	11	819	168	5,551	6.5	14.8
4247	Petroleum and petroleum products merchant wholesalers	9	316	73	g	12.3	D
42472	Petroleum and petroleum product merchant wholesalers (except bulk)	3	e	39	f	7.7	D
44-45	Retail trade.....	498	19,566	13,807	196,133	3.6	10.0
441	Motor vehicle and parts dealers	36	498	1,351	23,359	2.7	2.1
4413	Automotive parts, accessories, and tire stores	34	e	507	4,786	6.7	D
44132	Tire dealers.....	25	e	159	1,594	15.7	D
442	Furniture and home furnishings stores.....	7	e	904	7,705	0.8	D
4421	Furniture stores.....	2	e	360	3,307	0.6	D
44211	Furniture stores	2	e	360	3,307	0.6	D
444	Building material and garden equipment and supplies dealers	18	416	1,184	17,209	1.5	2.4
4441	Building material and supplies dealers	18	416	911	15,158	2.0	2.7
44419	Other building material dealers.....	12	e	557	6,285	2.2	D
445	Food and beverage stores	135	j	2,099	41,163	6.4	D
4451	Grocery stores	114	j	1,099	37,047	10.4	D
44511	Supermarkets and other grocery (except convenience) stores	113	j	791	36,104	14.3	D
446	Health and personal care stores	159	2,059	1,018	15,979	15.6	12.9
4461	Health and personal care stores.....	159	2,059	1,018	15,979	15.6	12.9
44611	Pharmacies and drug stores.....	54	g	488	12,874	11.1	D
44613	Optical goods stores	57	f	188	1,046	30.3	D
448	Clothing and clothing accessories stores	86	1,062	1,997	24,850	4.3	4.3
4481	Clothing stores.....	39	648	1,313	20,231	3.0	3.2
44812	Women's clothing stores	26	e	492	5,839	5.3	D
4483	Jewelry, luggage, and leather goods stores.....	33	e	373	2,189	8.8	D
44831	Jewelry stores.....	30	e	360	2,138	8.3	D
454	Nonstore retailers.....	14	328	921	10,777	1.5	3.0
48-49	Transportation and warehousing.....	93	5,948	1,714	44,117	5.4	13.5
484	Truck transportation	7	e	684	7,298	1.0	D
4842	Specialized freight trucking.....	4	e	357	3,557	1.1	D
485	Transit and ground passenger transportation	40	3,503	374	13,826	10.7	25.3
4851	Urban transit systems	2	f	12	1,178	16.7	D
48511	Urban transit systems.....	2	f	12	1,178	16.7	D
4854	School and employee bus transportation.....	36	h	152	8,558	23.7	D
48541	School and employee bus transportation.....	36	h	152	8,558	23.7	D
488	Support activities for transportation	22	696	307	3,884	7.2	17.9
4881	Support activities for air transportation.....	4	e	47	1,340	8.5	D
492	Couriers and messengers.....	10	f	122	6,867	8.2	D
4921	Couriers	10	f	97	6,756	10.3	D
49211	Couriers	10	f	97	6,756	10.3	D
493	Warehousing and storage.....	11	880	123	8,690	8.9	10.1
4931	Warehousing and storage.....	11	880	123	8,690	8.9	10.1
49311	General warehousing and storage.....	11	880	102	i	10.8	D

Table A2.1 Number and Employment of Foreign-Owned Establishments in Each State, by Detailed Industry—Continues

NAICS code	Industry	Foreign-owned establishments		All U.S. establishments		Foreign-owned establishments as a percentage of all U.S. establishments ²	
		Number of establishments	Number of employees	Number of establishments	Number of employees ¹	Number of establishments	Number of employees
51	Information	106	3,056	1,834	40,345	5.8	7.6
511	Publishing industries (except Internet)	18	633	468	12,288	3.8	5.2
5111	Newspaper, periodical, book, and directory publishers	9	305	339	9,411	2.7	3.2
5112	Software publishers	9	328	129	2,877	7.0	11.4
51121	Software publishers	9	328	129	2,877	7.0	11.4
517	Telecommunications	74	g	607	13,380	12.2	D
5172	Wireless telecommunications carriers (except satellite)	56	g	129	h	43.4	D
51721	Wireless telecommunications carriers (except satellite)	56	g	129	h	43.4	D
518	Internet service providers, Web search portals, and data processing	3	e	233	4,805	1.3	D
5182	Data processing, hosting, and related services	3	e	233	4,805	1.3	D
51821	Data processing, hosting, and related services	3	e	233	4,805	1.3	D
519	Other information services	4	e	162	h	2.5	D
5191	Other information services	4	e	162	h	2.5	D
51913	Internet publishing and broadcasting and Web search portals	3	e	60	g	5.0	D
52	Finance and insurance	342	12,302	6,431	137,353	5.3	9.0
522	Credit intermediation and related activities	211	5,214	2,550	37,307	8.3	14.0
5221	Depository credit intermediation	189	4,788	1,703	26,613	11.1	18.0
52211	Commercial banking	92	h	801	14,881	11.5	D
52212	Savings institutions	97	f	662	9,458	14.7	D
5222	Nondepository credit intermediation	21	e	454	8,641	4.6	D
52222	Sales financing	5	e	131	4,522	3.8	D
523	Securities intermediation and related activities	53	3,046	1,712	19,786	3.1	15.4
5231	Securities and commodity contracts intermediation and brokerage	35	2,259	534	i	6.6	D
52311	Investment banking and securities dealing	2	g	94	2,408	2.1	D
52312	Securities brokerage	31	f	414	4,160	7.5	D
5239	Other financial investment activities	18	787	1,178	j	1.5	D
52392	Portfolio management	17	f	686	9,920	2.5	D
524	Insurance carriers and related activities	78	4,042	2,168	80,120	3.6	5.0
5241	Insurance carriers	67	3,888	545	67,231	12.3	5.8
52411	Direct life, health, and medical insurance carriers	23	g	248	50,652	9.3	D
52412	Other direct insurance carriers	31	g	248	13,428	12.5	D
52413	Reinsurance carriers	13	781	49	3,151	26.5	24.8
53	Real estate and rental and leasing	18	c	3,609	22,455	0.5	D
54	Professional, scientific, and technical services	68	12,504	9,881	102,071	0.7	12.3
541	Professional, scientific, and technical services	68	12,504	9,881	102,071	0.7	12.3
5413	Architectural, engineering, and related services	15	3,209	1,317	16,515	1.1	19.4
54133	Engineering services	13	h	624	11,402	2.1	D
5415	Computer systems design and related services	11	1,025	1,348	13,484	0.8	7.6
54151	Computer systems design and related services	11	1,025	1,348	13,484	0.8	7.6
5416	Management, scientific, and technical consulting services	11	e	1,435	10,253	0.8	D
54161	Management consulting services	7	387	1,204	9,104	0.6	4.3
5417	Scientific research and development services	6	6,051	205	17,191	2.9	35.2
54171	Research and development in the physical, engineering, and life sciences	6	6,051	186	17,024	3.2	35.5
5418	Advertising and related services	9	824	542	8,554	1.7	9.6
54181	Advertising agencies	3	e	197	2,147	1.5	D
54189	Other services related to advertising	5	e	127	3,048	3.9	D
5419	Other professional, scientific, and technical services	12	775	739	8,271	1.6	9.4
54191	Marketing research and public opinion polling	12	775	144	3,215	8.3	24.1
55	Management of companies and enterprises	135	5,674	763	k	17.7	D
551	Management of companies and enterprises	135	5,674	763	k	17.7	D
5511	Management of companies and enterprises	135	5,674	763	k	17.7	D
55111	Management of companies and enterprises	135	5,674	763	k	17.7	D
56	Administrative and support and waste management and remediation service	109	6,774	5,539	104,294	2.0	6.5
561	Administrative and support services	106	i	5,132	97,896	2.1	D
5613	Employment services	39	2,389	734	35,094	5.3	6.8
56132	Temporary help services	37	g	410	27,389	9.0	D
5616	Investigation and security services	28	3,110	268	8,382	10.4	37.1
56161	Investigation, guard, and armored car services	24	h	143	7,135	16.8	D
5617	Services to buildings and dwellings	2	e	2,876	22,778	0.1	D
56172	Janitorial services	2	e	610	13,168	0.3	D
5619	Other support services	7	e	219	4,818	3.2	D
56192	Convention and trade show organizers	1	e	63	1,079	1.6	D
61	Educational services	8	c	964	8,485	0.8	D
62	Health care and social assistance	6	g	10,049	253,360	0.1	D
621	Ambulatory health care services	6	g	6,826	82,257	0.1	D
6219	Other ambulatory health care services	4	g	92	4,142	4.3	D
62191	Ambulance services	4	g	53	2,995	7.5	D
72	Accommodation and food services	342	5,302	7,941	132,001	4.3	4.0
722	Food services and drinking places	333	5,058	7,497	100,129	4.4	5.1
7223	Special food services	328	h	789	10,694	41.6	D
72231	Food service contractors	328	h	544	8,117	60.3	D
81	Other services (except public administration)	48	689	7,392	47,992	0.6	1.4
811	Repair and maintenance	25	375	2,545	14,885	1.0	2.5
812	Personal and laundry services	23	314	3,366	21,839	0.7	1.4
8121	Personal care services	22	e	2,005	10,680	1.1	D
81219	Other personal care services	22	e	219	1,437	10.0	D

Table A2.1 Number and Employment of Foreign-Owned Establishments in Each State, by Detailed Industry—Continues

NAICS code	Industry	Foreign-owned establishments		All U.S. establishments		Foreign-owned establishments as a percentage of all U.S. establishments ²	
		Number of establishments	Number of employees	Number of establishments	Number of employees ¹	Number of establishments	Number of employees
Delaware							
	All industries	809	30,856	24,708	376,158	3.3	8.2
21	Mining	6	b	16	569	37.5	D
22	Utilities	5	b	49	2,615	10.2	D
23	Construction	3	c	2,724	25,646	0.1	D
31–33	Manufacturing	31	2,964	673	34,875	4.6	8.5
42	Wholesale trade	57	7,719	983	19,452	5.8	39.7
423	Durable goods merchant wholesalers	29	f	603	i	4.8	D
424	Nondurable goods merchant wholesalers	24	i	284	j	8.5	D
4242	Drugs and druggists' sundries merchant wholesalers	4	i	26	i	15.4	D
42421	Drugs and druggists' sundries merchant wholesalers	4	i	26	i	15.4	D
4246	Chemicals and allied products merchant wholesalers	8	448	53	h	15.1	D
42469	Other chemicals and allied products merchant wholesalers	7	e	44	h	15.9	D
44–45	Retail trade	173	3,521	3,907	55,432	4.4	6.4
445	Food and beverage stores	34	2,066	581	8,859	5.9	23.3
4451	Grocery stores	32	g	254	7,250	12.6	D
44511	Supermarkets and other grocery (except convenience) stores	30	g	152	6,482	19.7	D
446	Health and personal care stores	53	735	270	5,408	19.6	13.6
4461	Health and personal care stores	53	735	270	5,408	19.6	13.6
44611	Pharmacies and drug stores	21	f	138	4,711	15.2	D
447	Gasoline stations	42	e	298	2,338	14.1	D
4471	Gasoline stations	42	e	298	2,338	14.1	D
44711	Gasoline stations with convenience stores	42	e	252	2,050	16.7	D
48–49	Transportation and warehousing	17	810	725	11,638	2.3	7.0
488	Support activities for transportation	3	e	97	1,757	3.1	D
4881	Support activities for air transportation	2	e	22	e	9.1	D
48819	Other support activities for air transportation	2	e	17	e	11.8	D
51	Information	13	c	383	8,565	3.4	D
52	Finance and insurance	101	5,991	2,117	42,443	4.8	14.1
522	Credit intermediation and related activities	63	4,399	959	28,507	6.6	15.4
5221	Depository credit intermediation	38	2,899	458	j	8.3	D
52211	Commercial banking	29	g	343	8,922	8.5	D
52212	Savings institutions	9	g	60	g	15.0	D
5222	Nondepository credit intermediation	23	g	307	14,734	7.5	D
52221	Credit card issuing	2	g	86	13,043	2.3	D
523	Securities intermediation and related activities	23	464	663	5,913	3.5	7.8
5231	Securities and commodity contracts intermediation and brokerage	3	e	111	g	2.7	D
52312	Securities brokerage	2	e	100	g	2.0	D
524	Insurance carriers and related activities	15	1,128	495	8,023	3.0	14.1
5241	Insurance carriers	8	1,088	138	i	5.8	D
52411	Direct life, health, and medical insurance carriers	2	e	73	h	2.7	D
52412	Other direct insurance carriers	6	f	65	g	9.2	D
53	Real estate and rental and leasing	41	126	1,248	5,807	3.3	2.2
54	Professional, scientific, and technical services	9	g	2,390	23,389	0.4	D
541	Professional, scientific, and technical services	9	g	2,390	23,389	0.4	D
5413	Architectural, engineering, and related services	2	e	316	3,568	0.6	D
54133	Engineering services	1	e	179	2,599	0.6	D
5417	Scientific research and development services	1	g	49	4,271	2.0	D
54171	Research and development in the physical, engineering, and life sciences	1	g	49	4,271	2.0	D
55	Management of companies and enterprises	220	3,106	1,683	12,571	13.1	24.7
551	Management of companies and enterprises	220	3,106	1,683	12,571	13.1	24.7
5511	Management of companies and enterprises	220	3,106	1,683	12,571	13.1	24.7
55111	Management of companies and enterprises	220	3,106	1,683	12,571	13.1	24.7
56	Administrative and support and waste management and remediation service	33	1,756	1,408	27,627	2.3	6.4
561	Administrative and support services	33	1,756	1,329	26,522	2.5	6.6
5613	Employment services	11	f	156	8,879	7.1	D
56132	Temporary help services	11	f	114	7,818	9.6	D
5616	Investigation and security services	5	651	68	2,557	7.4	25.5
56161	Investigation, guard, and armored car services	4	f	38	2,154	10.5	D
61	Educational services	5	a	197	1,728	2.5	D
62	Health care and social assistance	16	383	2,379	54,740	0.7	0.7
71	Arts, entertainment, and recreation	1	a	389	6,855	0.3	D
72	Accommodation and food services	56	g	1,850	32,194	3.0	D
722	Food services and drinking places	55	1,369	1,667	28,359	3.3	4.8
7223	Special food services	55	1,369	143	2,496	38.5	54.8
72231	Food service contractors	55	1,369	109	2,267	50.5	60.4
81	Other services (except public administration)	22	226	1,587	10,012	1.4	2.3

Table A2.1 Number and Employment of Foreign-Owned Establishments in Each State, by Detailed Industry—Continues

NAICS code	Industry	Foreign-owned establishments		All U.S. establishments		Foreign-owned establishments as a percentage of all U.S. establishments ²	
		Number of establishments	Number of employees	Number of establishments	Number of employees ¹	Number of establishments	Number of employees
District of Columbia							
	All industries	621	19,056	19,954	408,441	3.1	4.7
22	Utilities	2	a	37	2,029	5.4	D
23	Construction	1	e	375	7,833	0.3	D
236	Construction of buildings	1	e	230	3,178	0.4	D
2362	Nonresidential building construction	1	e	85	1,734	1.2	D
23622	Commercial building construction	1	e	82	1,698	1.2	D
31-33	Manufacturing	1	b	137	2,015	0.7	D
42	Wholesale trade	22	147	416	5,184	5.3	2.8
44-45	Retail trade	48	1,350	1,827	19,117	2.6	7.1
445	Food and beverage stores	9	671	492	5,287	1.8	12.7
4451	Grocery stores	9	671	284	4,143	3.2	16.2
44511	Supermarkets and other grocery (except convenience) stores	9	671	196	3,705	4.6	18.1
448	Clothing and clothing accessories stores	17	370	375	4,003	4.5	9.2
4481	Clothing stores	12	341	244	3,151	4.9	10.8
44814	Family clothing stores	7	252	66	1,461	10.6	17.2
48-49	Transportation and warehousing	7	c	197	8,810	3.6	D
51	Information	60	2,213	749	24,499	8.0	9.0
511	Publishing industries (except Internet)	14	505	184	10,544	7.6	4.8
5112	Software publishers	4	e	34	1,341	11.8	D
51121	Software publishers	4	e	34	1,341	11.8	D
515	Broadcasting (except Internet)	21	f	72	h	29.2	D
5151	Radio and television broadcasting	11	f	53	h	20.8	D
51512	Television broadcasting	11	f	31	g	35.5	D
517	Telecommunications	15	f	188	4,689	8.0	D
5174	Satellite telecommunications	1	f	11	f	9.1	D
51741	Satellite telecommunications	1	f	11	f	9.1	D
519	Other information services	8	e	95	2,175	8.4	D
5191	Other information services	8	e	95	2,175	8.4	D
52	Finance and insurance	52	925	1,036	19,474	5.0	4.7
522	Credit intermediation and related activities	19	326	528	10,699	3.6	3.0
5221	Depository credit intermediation	15	290	377	h	4.0	D
52211	Commercial banking	15	290	259	3,150	5.8	9.2
523	Securities intermediation and related activities	24	302	300	4,889	8.0	6.4
524	Insurance carriers and related activities	9	297	208	4,086	4.3	7.3
53	Real estate and rental and leasing	16	c	1,140	9,663	1.4	D
54	Professional, scientific, and technical services	49	2,762	4,595	89,006	1.1	3.1
541	Professional, scientific, and technical services	49	2,762	4,595	89,006	1.1	3.1
5413	Architectural, engineering, and related services	5	274	326	6,494	1.5	4.2
5415	Computer systems design and related services	6	g	715	12,379	0.8	D
54151	Computer systems design and related services	6	g	715	12,379	0.8	D
5418	Advertising and related services	21	993	560	6,432	3.8	15.4
54182	Public relations agencies	19	f	501	5,567	3.8	D
55	Management of companies and enterprises	31	304	189	6,870	16.4	4.4
551	Management of companies and enterprises	31	304	189	6,870	16.4	4.4
5511	Management of companies and enterprises	31	304	189	6,870	16.4	4.4
55111	Management of companies and enterprises	31	304	189	6,870	16.4	4.4
56	Administrative and support and waste management and remediation service	92	3,080	1,036	36,071	8.9	8.5
561	Administrative and support services	92	3,080	1,015	35,792	9.1	8.6
5612	Facilities support services	5	f	85	2,913	5.9	D
56121	Facilities support services	5	f	85	2,913	5.9	D
5613	Employment services	25	914	237	15,338	10.5	6.0
56132	Temporary help services	24	f	176	14,383	13.6	D
5616	Investigation and security services	11	g	78	5,221	14.1	D
56161	Investigation, guard, and armored car services	11	g	68	5,066	16.2	D
61	Educational services	5	e	368	6,626	1.4	D
611	Educational services	5	e	368	6,626	1.4	D
62	Health care and social assistance	41	f	2,130	61,075	1.9	D
623	Nursing and residential care facilities	32	e	175	6,974	18.3	D
6232	Residential mental retardation/health and substance abuse facility	32	e	104	2,588	30.8	D
62321	Residential mental retardation facilities	32	e	86	1,956	37.2	D
72	Accommodation and food services	187	6,550	2,148	52,998	8.7	12.4
721	Accommodation	14	2,039	123	15,842	11.4	12.9
7211	Traveler accommodation	14	2,039	120	15,801	11.7	12.9
72111	Hotels (except casino hotels) and motels	14	2,039	106	15,730	13.2	13.0
722	Food services and drinking places	173	4,511	2,025	37,156	8.5	12.1
7222	Limited-service eating places	23	917	949	10,002	2.4	9.2
72221	Limited-service eating places	23	917	949	10,002	2.4	9.2
7223	Special food services	147	3,403	328	6,227	44.8	54.6
72231	Food service contractors	147	3,403	289	5,684	50.9	59.9
81	Other services (except public administration)	7	97	3,284	49,853	0.2	0.2

Table A2.1 Number and Employment of Foreign-Owned Establishments in Each State, by Detailed Industry—Continues

NAICS code	Industry	Foreign-owned establishments		All U.S. establishments		Foreign-owned establishments as a percentage of all U.S. establishments ²	
		Number of establishments	Number of employees	Number of establishments	Number of employees ¹	Number of establishments	Number of employees
Florida							
	All industries	8,539	250,608	501,439	7,162,267	1.7	3.5
21	Mining	24	1,323	224	5,753	10.7	23.0
212	Mining, except oil and gas	20	1,228	138	4,918	14.5	25.0
2123	Nonmetallic mineral mining and quarrying.....	19	g	136	h	14.0	D
21231	Stone mining and quarrying.....	12	f	74	2,334	16.2	D
21239	Other nonmetallic mineral mining	1	e	15	1,520	6.7	D
22	Utilities	43	1,181	588	30,920	7.3	3.8
221	Utilities	43	1,181	588	30,920	7.3	3.8
2213	Water, sewage, and other systems	41	g	265	3,189	15.5	D
22131	Water supply and irrigation systems	4	e	180	1,798	2.2	D
22132	Sewage treatment facilities	37	f	85	1,391	43.5	D
23	Construction.....	134	11,104	51,143	473,703	0.3	2.3
236	Construction of buildings.....	27	2,693	12,591	92,857	0.2	2.9
2361	Residential building construction	21	1,632	10,139	55,262	0.2	3.0
23611	Residential building construction	21	1,632	10,139	55,262	0.2	3.0
2362	Nonresidential building construction	6	1,061	2,453	37,595	0.2	2.8
23622	Commercial building construction	6	1,061	2,425	36,088	0.2	2.9
237	Heavy and civil engineering construction	42	4,966	2,778	68,942	1.5	7.2
2371	Utility system construction	2	f	1,034	24,685	0.2	D
23713	Power and communication system construction	1	e	295	8,968	0.3	D
2373	Highway, street, and bridge construction	34	3,643	492	26,893	6.9	13.5
23731	Highway, street, and bridge construction	34	3,643	492	26,893	6.9	13.5
2379	Other heavy construction.....	3	f	457	6,807	0.7	D
23799	Other heavy construction.....	3	f	457	6,807	0.7	D
238	Specialty trade contractors	65	3,445	35,774	311,904	0.2	1.1
2382	Building equipment contractors.....	38	2,218	10,711	129,865	0.4	1.7
23829	Other building equipment contractors	25	1,821	413	6,980	6.1	26.1
2383	Building finishing contractors	17	f	12,958	62,291	0.1	D
23831	Drywall and insulation contractors.....	9	f	2,047	19,847	0.4	D
2389	Other specialty trade contractors.....	5	e	4,814	40,416	0.1	D
31-33	Manufacturing	557	31,056	14,340	354,583	3.9	8.8
42	Wholesale trade	900	21,752	32,361	326,878	2.8	6.7
423	Durable goods merchant wholesalers.....	682	15,362	19,105	183,162	3.6	8.4
4231	Motor vehicle and parts and supplies merchant wholesalers	63	1,539	2,056	20,534	3.1	7.5
42311	Automobile and other motor vehicle merchant wholesalers	18	461	586	7,179	3.1	6.4
42312	Motor vehicle supplies and new parts merchant wholesalers	20	f	1,166	10,616	1.7	D
42313	Tire and tube merchant wholesalers.....	23	395	187	1,742	12.3	22.7
4233	Lumber and other construction material merchant wholesalers	78	1,500	1,587	19,474	4.9	7.7
42331	Lumber, plywood, and wood panel merchant wholesalers	21	e	662	10,355	3.2	D
42339	Other construction material merchant wholesalers	24	708	310	3,092	7.7	22.9
4234	Professional and commercial equipment and supplies merchant wholesalers	93	2,739	3,044	35,561	3.1	7.7
42342	Office equipment merchant wholesalers.....	62	1,611	400	6,816	15.5	23.6
42343	Computers and peripheral equipment and software merchant wholesalers	12	320	943	12,029	1.3	2.7
42346	Ophthalmic goods merchant wholesalers.....	5	e	154	2,034	3.2	D
4235	Metal and mineral (except petrol) merchant wholesalers	26	e	647	i	4.0	D
42351	Metal service centers and other metal merchant wholesalers	24	486	628	6,532	3.8	7.4
4236	Electrical goods merchant wholesalers	92	3,278	2,654	25,441	3.5	12.9
42361	Electrical apparatus and equipment and wiring supplies merchant wholesalers	43	1,309	1,034	9,207	4.2	14.2
42362	Electrical appliance, TV, and radio merchant wholesalers	10	256	350	3,014	2.9	8.5
42369	Other electronic parts and equipment merchant wholesalers	39	1,713	1,270	13,220	3.1	13.0
4237	Hardware, plumbing, and heating equipment and supplies merchant wholesalers	160	2,173	1,560	15,669	10.3	13.9
42371	Hardware merchant wholesalers	43	e	514	4,621	8.4	D
42372	Plumbing and heating equipment and supplies merchant wholesalers	108	g	557	6,592	19.4	D
4238	Machinery, equipment, and supplies merchant wholesalers.....	119	2,373	3,697	33,338	3.2	7.1
42383	Industrial machinery and equipment merchant wholesalers.....	37	740	1,839	13,712	2.0	5.4
42385	Service establishment equipment and supplies merchant wholesalers.....	52	741	341	3,312	15.2	22.4
42386	Transportation equipment and supplies (except motor vehicle) merchant wholesalers.....	14	591	531	4,944	2.6	12.0
4239	Miscellaneous durable goods merchant wholesalers	37	1,097	2,755	j	1.3	D
42393	Recyclable material merchant wholesalers	16	e	324	3,325	4.9	D
42399	Other miscellaneous durable goods merchant wholesalers	13	425	1,054	i	1.2	D
424	Nondurable goods merchant wholesalers.....	205	6,309	9,299	123,612	2.2	5.1
4241	Paper and paper product merchant wholesalers	15	e	714	7,479	2.1	D
42412	Stationery and office supplies merchant wholesalers	8	e	339	2,670	2.4	D
4242	Drugs and druggists' sundries merchant wholesalers	19	1,227	775	12,713	2.5	9.7
42421	Drugs and druggists' sundries merchant wholesalers	19	1,227	775	12,713	2.5	9.7
4244	Grocery and related products merchant wholesalers	48	1,330	2,560	45,704	1.9	2.9
42443	Dairy product (except dried/canned) merchant wholesalers.....	9	293	131	2,241	6.9	13.1
42449	Other grocery and related products merchant wholesalers	20	792	844	14,676	2.4	5.4
4246	Chemicals and allied products merchant wholesalers	54	769	856	6,246	6.3	12.3
42469	Other chemicals and allied products merchant wholesalers.....	49	726	624	4,407	7.9	16.5
4247	Petroleum and petroleum products merchant wholesalers	19	290	336	4,099	5.7	7.1
4248	Beer, wine, and alcoholic beverage merchant wholesalers	6	f	233	13,114	2.6	D
42482	Wine and alcoholic beverage merchant wholesalers.....	5	f	146	6,544	3.4	D
4249	Miscellaneous nondurable goods merchant wholesalers	39	1,652	2,534	j	1.5	D
42491	Farm supplies merchant wholesalers	18	285	320	2,737	5.6	10.4
42493	Flowers and florists' supplies merchant wholesalers.....	1	e	621	9,603	0.2	D
42499	Other miscellaneous nondurable goods merchant wholesalers	8	665	1,121	i	0.7	D

Table A2.1 Number and Employment of Foreign-Owned Establishments in Each State, by Detailed Industry—Continues

NAICS code	Industry	Foreign-owned establishments		All U.S. establishments		Foreign-owned establishments as a percentage of all U.S. establishments ²	
		Number of establishments	Number of employees	Number of establishments	Number of employees ¹	Number of establishments	Number of employees
44-45	Retail trade.....	3,343	41,819	73,794	1,016,290	4.5	4.1
441	Motor vehicle and parts dealers.....	464	5,117	8,429	132,389	5.5	3.9
4413	Automotive parts, accessories, and tire stores	460	h	3,478	28,713	13.2	D
44132	Tire dealers	459	h	1,368	11,146	33.6	D
442	Furniture and home furnishings stores	34	610	4,928	39,782	0.7	1.5
4422	Home furnishings stores	31	550	2,698	20,665	1.1	2.7
44229	Other home furnishings stores	31	550	1,750	15,378	1.8	3.6
443	Electronics and appliance stores	60	f	3,442	32,011	1.7	D
4431	Electronics and appliance stores	60	f	3,442	32,011	1.7	D
44311	Appliance, television, and other electronics stores	59	f	2,551	25,656	2.3	D
444	Building material and garden equipment and supplies dealers	195	3,141	5,249	79,880	3.7	3.9
4441	Building material and supplies dealers	195	3,141	4,359	73,982	4.5	4.2
44412	Paint and wallpaper stores	50	e	601	h	8.3	D
44419	Other building material dealers	144	2,723	2,649	22,608	5.4	12.0
445	Food and beverage stores	317	10,652	8,461	199,431	3.7	5.3
4451	Grocery stores	305	j	5,848	186,939	5.2	D
44511	Supermarkets and other grocery (except convenience) stores	158	i	3,760	180,856	4.2	D
44512	Convenience stores	147	g	2,088	6,083	7.0	D
446	Health and personal care stores	700	4,483	6,598	80,139	10.6	5.6
4461	Health and personal care stores	700	4,483	6,598	80,139	10.6	5.6
44612	Cosmetics, beauty supplies, and perfume stores	51	f	1,088	6,060	4.7	D
44613	Optical goods stores	436	h	1,174	5,693	37.1	D
44619	Other health and personal care stores	213	f	1,838	7,697	11.6	D
447	Gasoline stations	1,031	9,905	6,403	41,750	16.1	23.7
4471	Gasoline stations	1,031	9,905	6,403	41,750	16.1	23.7
44711	Gasoline stations with convenience stores	1,021	i	5,755	37,516	17.7	D
448	Clothing and clothing accessories stores	465	5,981	11,993	118,091	3.9	5.1
4481	Clothing stores	160	2,624	7,553	90,978	2.1	2.9
44812	Women's clothing stores	77	1,260	2,702	24,200	2.8	5.2
44814	Family clothing stores	44	1,052	2,289	47,068	1.9	2.2
4482	Shoe stores	131	1,436	2,026	15,140	6.5	9.5
44821	Shoe stores	131	1,436	2,026	15,140	6.5	9.5
4483	Jewelry, luggage, and leather goods stores	174	1,921	2,414	11,973	7.2	16.0
44831	Jewelry stores	145	1,714	2,283	11,400	6.4	15.0
452	General merchandise stores	31	e	2,494	174,854	1.2	D
4529	Other general merchandise stores	31	e	1,993	102,761	1.6	D
45299	All other general merchandise stores	31	e	1,721	13,476	1.8	D
454	Nonstore retailers	34	854	4,218	36,585	0.8	2.3
4542	Vending machine operators	10	e	386	1,582	2.6	D
45421	Vending machine operators	10	e	386	1,582	2.6	D
4543	Direct selling establishments	19	583	2,014	10,522	0.9	5.5
45439	Other direct selling establishments	18	f	1,715	7,998	1.0	D
48-49	Transportation and warehousing	302	14,663	13,417	218,128	2.3	6.7
483	Water transportation	8	415	229	15,118	3.5	2.7
4831	Deep sea, coastal, and Great Lakes water transportation	8	415	169	14,916	4.7	2.8
48311	Deep sea, coastal, and Great Lakes water transportation	8	415	169	14,916	4.7	2.8
484	Truck transportation	41	1,111	5,892	49,448	0.7	2.2
4842	Specialized freight trucking	28	f	2,757	20,782	1.0	D
48422	Specialized freight (except used goods) trucking, local	21	f	1,532	8,231	1.4	D
485	Transit and ground passenger transportation	6	1,060	848	11,651	0.7	9.1
4854	School and employee bus transportation	2	f	78	1,715	2.6	D
48541	School and employee bus transportation	2	f	78	1,715	2.6	D
488	Support activities for transportation	155	7,710	3,812	54,322	4.1	14.2
4881	Support activities for air transportation	46	5,137	703	22,386	6.5	22.9
48811	Airport operations	34	4,407	208	13,237	16.3	33.3
48819	Other support activities for air transportation	12	730	495	9,149	2.4	8.0
4885	Freight transportation arrangement	92	2,168	1,966	16,600	4.7	13.1
48851	Freight transportation arrangement	92	2,168	1,966	16,600	4.7	13.1
492	Couriers and messengers	48	g	957	28,957	5.0	D
4921	Couriers	47	g	599	27,499	7.8	D
49211	Couriers	47	g	599	27,499	7.8	D
493	Warehousing and storage	43	2,749	653	33,788	6.6	8.1
4931	Warehousing and storage	43	2,749	653	33,788	6.6	8.1
49311	General warehousing and storage	32	g	494	26,286	6.5	D
49319	Other warehousing and storage	6	e	91	4,745	6.6	D
51	Information	373	11,987	8,296	175,382	4.5	6.8
511	Publishing industries (except Internet)	49	2,032	1,776	50,552	2.8	4.0
5111	Newspaper, periodical, book, and directory publishers	36	1,153	1,381	36,930	2.6	3.1
51112	Periodical publishers	10	449	638	7,946	1.6	5.7
51113	Book publishers	4	e	161	1,336	2.5	D
51114	Directory and mailing list publishers	15	e	119	3,666	12.6	D
5112	Software publishers	13	879	395	13,622	3.3	6.5
51121	Software publishers	13	879	395	13,622	3.3	6.5
515	Broadcasting (except Internet)	27	g	604	17,527	4.5	D
5151	Radio and television broadcasting	23	g	563	15,307	4.1	D
51512	Television broadcasting	23	g	153	9,516	15.0	D
517	Telecommunications	275	7,480	3,051	73,873	9.0	10.1
5171	Wired telecommunications carriers	30	g	1,720	52,117	1.7	D
51711	Wired telecommunications carriers	30	g	1,720	52,117	1.7	D
5172	Wireless telecommunications carriers (except satellite)	242	6,394	786	17,048	30.8	37.5
51721	Wireless telecommunications carriers (except satellite)	242	6,394	786	17,048	30.8	37.5
518	Internet service providers, Web search portals, and data processing	9	910	1,060	17,265	0.8	5.3
5182	Data processing, hosting, and related services	9	910	1,060	17,265	0.8	5.3
51821	Data processing, hosting, and related services	9	910	1,060	17,265	0.8	5.3

Table A2.1 Number and Employment of Foreign-Owned Establishments in Each State, by Detailed Industry—Continues

NAICS code	Industry	Foreign-owned establishments		All U.S. establishments		Foreign-owned establishments as a percentage of all U.S. establishments ²	
		Number of establishments	Number of employees	Number of establishments	Number of employees ¹	Number of establishments	Number of employees
52	Finance and insurance.....	602	15,702	34,389	371,543	1.8	4.2
522	Credit intermediation and related activities.....	337	5,978	15,538	192,298	2.2	3.1
5221	Depository credit intermediation.....	205	4,372	6,678	110,323	3.1	4.0
52211	Commercial banking.....	204	h	4,822	77,816	4.2	D
5222	Nondepository credit intermediation.....	125	1,585	4,595	54,557	2.7	2.9
52229	Other nondepository credit intermediation.....	116	1,360	4,019	43,091	2.9	3.2
523	Securities intermediation and related activities.....	102	2,711	5,996	39,170	1.7	6.9
5231	Securities and commodity contracts intermediation and brokerage.....	83	2,489	2,313	23,440	3.6	10.6
52312	Securities brokerage.....	69	2,214	1,880	19,537	3.7	11.3
524	Insurance carriers and related activities.....	163	7,013	12,853	139,587	1.3	5.0
5241	Insurance carriers.....	113	6,058	2,392	74,633	4.7	8.1
52411	Direct life, health, and medical insurance carriers.....	71	4,045	765	34,718	9.3	11.7
52412	Other direct insurance carriers.....	38	g	1,593	39,588	2.4	D
5242	Agencies, brokerages, and other insurance-related activities.....	50	955	10,461	64,954	0.5	1.5
52421	Insurance agencies and brokerages.....	43	698	9,272	47,557	0.5	1.5
52429	Other insurance related activities.....	7	257	1,189	17,397	0.6	1.5
53	Real estate and rental and leasing.....	235	9,286	33,653	170,859	0.7	5.4
531	Real estate.....	127	i	29,035	122,319	0.4	D
5311	Lessors of real estate.....	72	727	8,359	34,648	0.9	2.1
53112	Lessors of nonresidential buildings (except miniwarehouses).....	62	585	2,793	10,912	2.2	5.4
5313	Activities related to real estate.....	39	5,740	7,508	49,862	0.5	11.5
53131	Real estate property managers.....	30	i	4,271	41,612	0.7	D
532	Rental and leasing services.....	104	2,695	4,502	47,471	2.3	5.7
5324	Commercial and industrial machinery and equipment rental and leasing.....	97	h	991	12,343	9.8	D
53249	Other commercial/industrial machinery and equipment rental and leasing.....	95	h	631	9,099	15.1	D
54	Professional, scientific, and technical services.....	186	10,830	69,263	430,211	0.3	2.5
541	Professional, scientific, and technical services.....	186	10,830	69,263	430,211	0.3	2.5
5413	Architectural, engineering, and related services.....	56	1,836	8,962	89,807	0.6	2.0
54133	Engineering services.....	42	1,481	4,295	60,961	1.0	2.4
5415	Computer systems design and related services.....	27	1,086	7,299	55,962	0.4	1.9
54151	Computer systems design and related services.....	27	1,086	7,299	55,962	0.4	1.9
5416	Management, scientific, and technical consulting services.....	37	1,461	13,004	46,204	0.3	3.2
54161	Management consulting services.....	22	1,235	10,627	38,474	0.2	3.2
5417	Scientific research and development services.....	11	458	724	9,573	1.5	4.8
54171	Research and development in the physical, engineering, and life sciences.....	11	458	656	9,047	1.7	5.1
5418	Advertising and related services.....	15	321	3,334	26,245	0.4	1.2
5419	Other professional, scientific, and technical services.....	18	5,363	5,385	39,608	0.3	13.5
54191	Marketing research and public opinion polling.....	17	i	357	9,259	4.8	D
55	Management of companies and enterprises.....	241	13,204	2,597	127,414	9.3	10.4
551	Management of companies and enterprises.....	241	13,204	2,597	127,414	9.3	10.4
5511	Management of companies and enterprises.....	241	13,204	2,597	127,414	9.3	10.4
55111	Management of companies and enterprises.....	241	13,204	2,597	127,414	9.3	10.4
56	Administrative and support and waste management and remediation service.....	403	26,544	33,581	1,412,695	1.2	1.9
561	Administrative and support services.....	384	k	32,546	1,390,884	1.2	D
5611	Office administrative services.....	24	289	2,673	26,665	0.9	1.1
56111	Office administrative services.....	24	289	2,673	26,665	0.9	1.1
5612	Facilities support services.....	10	e	294	18,453	3.4	D
56121	Facilities support services.....	10	e	294	18,453	3.4	D
5613	Employment services.....	94	6,170	3,511	1,043,587	2.7	0.6
56132	Temporary help services.....	90	i	1,815	207,168	5.0	D
5614	Business support services.....	22	3,696	3,166	65,636	0.7	5.6
56142	Telephone call centers.....	11	2,662	493	41,457	2.2	6.4
56143	Business service centers.....	2	f	869	6,382	0.2	D
56149	Other business support services.....	6	e	870	4,545	0.7	D
5615	Travel arrangement and reservation services.....	67	1,846	2,125	36,845	3.2	5.0
56151	Travel agencies.....	40	672	1,430	15,794	2.8	4.3
56152	Tour operators.....	23	e	347	3,727	6.6	D
56159	Other travel arrangement and reservation services.....	4	f	348	17,324	1.1	D
5616	Investigation and security services.....	122	9,886	2,250	55,040	5.4	18.0
56161	Investigation, guard, and armored car services.....	92	i	1,344	45,289	6.8	D
56162	Security systems services.....	30	h	906	9,751	3.3	D
5617	Services to buildings and dwellings.....	35	2,726	16,981	123,208	0.2	2.2
56171	Exterminating and pest control services.....	8	e	1,839	13,118	0.4	D
56172	Janitorial services.....	12	g	4,359	46,089	0.3	D
56173	Landscaping services.....	13	1,211	8,055	54,457	0.2	2.2
5619	Other support services.....	10	807	1,546	21,450	0.6	3.8
56199	All other support services.....	9	f	1,027	12,106	0.9	D
562	Waste management and remediation services.....	19	f	1,035	21,811	1.8	D
5621	Waste collection.....	10	e	450	12,120	2.2	D
56211	Waste collection.....	10	e	450	12,120	2.2	D
5622	Waste treatment and disposal.....	8	e	111	2,281	7.2	D
56221	Waste treatment and disposal.....	8	e	111	2,281	7.2	D
61	Educational services.....	40	590	3,968	29,156	1.0	2.0
611	Educational services.....	40	590	3,968	29,156	1.0	2.0
6114	Business schools and computer and management training.....	8	261	579	4,320	1.4	6.0
61143	Professional and management development training.....	8	261	408	2,588	2.0	10.1

Table A2.1 Number and Employment of Foreign-Owned Establishments in Each State, by Detailed Industry—Continues

NAICS code	Industry	Foreign-owned establishments		All U.S. establishments		Foreign-owned establishments as a percentage of all U.S. establishments ²	
		Number of establishments	Number of employees	Number of establishments	Number of employees ¹	Number of establishments	Number of employees
62	Health care and social assistance	204	4,127	51,679	904,004	0.4	0.5
621	Ambulatory health care services.....	115	h	40,731	351,255	0.3	D
6214	Outpatient care centers.....	75	g	1,948	35,580	3.9	D
62149	Other outpatient care centers	75	g	1,420	24,295	5.3	D
6216	Home health care services	17	f	2,038	56,601	0.8	D
62161	Home health care services	17	f	2,038	56,601	0.8	D
6219	Other ambulatory health care services	10	1,134	550	12,323	1.8	9.2
62191	Ambulance services.....	5	f	112	4,330	4.5	D
623	Nursing and residential care facilities.....	83	f	3,158	159,106	2.6	D
6232	Residential mental retardation/health and substance abuse facility	79	f	835	20,511	9.5	D
62321	Residential mental retardation facilities	79	f	572	12,389	13.8	D
71	Arts, entertainment, and recreation	27	10,008	7,537	166,847	0.4	6.0
711	Performing arts, spectator sports, and related industries	4	f	2,918	35,834	0.1	D
7112	Spectator sports.....	2	f	414	12,548	0.5	D
71121	Spectator sports.....	2	f	414	12,548	0.5	D
713	Amusement, gambling, and recreation industries.....	23	i	4,286	124,455	0.5	D
7131	Amusement parks and arcades	10	i	273	40,459	3.7	D
71311	Amusement and theme parks.....	4	i	44	37,843	9.1	D
71312	Amusement arcades.....	6	e	229	2,616	2.6	D
7139	Other amusement and recreation services.....	11	350	3,922	79,512	0.3	0.4
71391	Golf courses and country clubs	6	e	649	39,291	0.9	D
72	Accommodation and food services	678	21,305	35,012	746,214	1.9	2.9
721	Accommodation	55	4,696	3,535	147,938	1.6	3.2
7211	Traveler accommodation	55	4,696	3,058	144,455	1.8	3.3
72111	Hotels (except casino hotels) and motels	55	4,696	2,900	139,794	1.9	3.4
722	Food services and drinking places.....	623	16,609	31,477	598,276	2.0	2.8
7221	Full-service restaurants	10	1,951	13,590	328,329	0.1	0.6
72211	Full-service restaurants	10	1,951	13,590	328,329	0.1	0.6
7223	Special food services	604	14,514	1,834	30,545	32.9	47.5
72231	Food service contractors.....	604	14,514	1,108	24,371	54.5	59.6
81	Other services (except public administration)	247	4,127	35,597	201,687	0.7	2.0
811	Repair and maintenance.....	170	3,215	14,281	66,378	1.2	4.8
8111	Automotive repair and maintenance	133	1,523	9,586	44,575	1.4	3.4
81111	Automotive mechanical and electrical repair and maintenance.....	24	392	5,525	19,940	0.4	2.0
81112	Automotive body, paint, interior, and glass repair.....	43	e	2,357	12,010	1.8	D
81119	Other automotive repair and maintenance.....	66	f	1,704	12,625	3.9	D
813	Computer and industrial machinery and equipment (except automotive/electrical) repair and maintenance	10	1,094	1,322	7,290	0.8	15.0
8131	Computer and industrial machinery and equipment (except automotive/electrical) repair and maintenance.....	10	1,094	1,322	7,290	0.8	15.0
814	Personal and household goods repair and maintenance.....	19	e	2,319	8,187	0.8	D
8141	Home and garden equipment and appliance repair and maintenance	2	e	613	3,291	0.3	D
812	Personal and laundry services.....	75	f	14,241	82,991	0.5	D
8121	Personal care services.....	70	f	8,348	38,701	0.8	D
81219	Other personal care services.....	69	f	1,488	7,014	4.6	D
Georgia							
	All industries	4,698	216,392	220,140	3,513,314	2.1	6.2
21	Mining	46	g	204	6,515	22.5	D
212	Mining, except oil and gas.....	44	2,223	167	5,520	26.3	40.3
2123	Nonmetallic mineral mining and quarrying.....	44	2,223	166	5,475	26.5	40.6
21231	Stone mining and quarrying	30	f	115	2,476	26.1	D
21232	Sand, gravel, clay, and refractory mining	13	1,370	46	2,804	28.3	48.9
22	Utilities	8	c	561	24,495	1.4	D
23	Construction	58	9,345	20,568	223,557	0.3	4.2
236	Construction of buildings.....	7	1,697	6,330	46,190	0.1	3.7
2362	Nonresidential building construction	5	g	1,411	23,438	0.4	D
23622	Commercial building construction	3	1,499	1,232	20,861	0.2	7.2
237	Heavy and civil engineering construction.....	33	5,714	1,607	35,840	2.1	15.9
2371	Utility system construction	4	h	821	16,762	0.5	D
23711	Water and sewer system construction	3	e	487	7,446	0.6	D
23713	Power and communication system construction.....	1	g	290	7,313	0.3	D
2373	Highway, street, and bridge construction	28	2,283	327	13,511	8.6	16.9
23731	Highway, street, and bridge construction	28	2,283	327	13,511	8.6	16.9
2379	Other heavy construction	1	f	159	2,706	0.6	D
23799	Other heavy construction	1	f	159	2,706	0.6	D
238	Specialty trade contractors.....	18	1,934	12,631	141,527	0.1	1.4
2382	Building equipment contractors.....	14	1,863	5,110	59,376	0.3	3.1
23821	Electrical contractors	6	e	2,338	27,700	0.3	D
23822	Plumbing and HVAC contractors.....	1	f	2,522	27,917	-	D
23829	Other building equipment contractors.....	7	839	250	3,759	2.8	22.3
31-33	Manufacturing	409	49,207	8,704	411,209	4.7	12.0
42	Wholesale trade	666	26,371	14,165	213,227	4.7	12.4
423	Durable goods merchant wholesalers.....	516	19,575	8,468	132,390	6.1	14.8
4231	Motor vehicle and parts and supplies merchant wholesalers.....	55	2,171	876	13,822	6.3	15.7
42311	Automobile and other motor vehicle merchant wholesalers.....	14	859	231	4,930	6.1	17.4
42312	Motor vehicle supplies and new parts merchant wholesalers.....	20	867	509	7,011	3.9	12.4
42313	Tire and tube merchant wholesalers.....	21	445	92	g	22.8	D
4233	Lumber and other construction material merchant wholesalers	43	852	808	12,162	5.3	7.0
42331	Lumber, plywood, and wood panel merchant wholesalers	13	306	386	7,611	3.4	4.0
42332	Brick, stone, and construction material merchant wholesalers	21	417	148	1,827	14.2	22.8

Table A2.1 Number and Employment of Foreign-Owned Establishments in Each State, by Detailed Industry—Continues

NAICS code	Industry	Foreign-owned establishments		All U.S. establishments		Foreign-owned establishments as a percentage of all U.S. establishments ²	
		Number of establishments	Number of employees	Number of establishments	Number of employees ¹	Number of establishments	Number of employees
4234	Professional and commercial equipment and supplies merchant wholesalers.....	64	4,252	1,125	29,197	5.7	14.6
42342	Office equipment merchant wholesalers.....	30	1,786	181	5,686	16.6	31.4
42343	Computers and peripheral equipment and software merchant wholesalers.....	14	403	390	12,730	3.6	3.2
42345	Medical, dental, and hospital equipment and supplies merchant wholesalers.....	9	1,598	275	6,108	3.3	26.2
4235	Metal and mineral (except petrol) merchant wholesalers.....	25	654	302	4,799	8.3	13.6
42351	Metal service centers and other metal merchant wholesalers.....	23	f	292	h	7.9	D
4236	Electrical goods merchant wholesalers.....	95	4,691	1,013	17,446	9.4	26.9
42361	Electrical apparatus and equipment and wiring supplies merchant wholesalers.....	44	1,927	500	7,437	8.8	25.9
42362	Electrical appliance, TV, and radio merchant wholesalers.....	8	803	96	2,229	8.3	36.0
42369	Other electronic parts and equipment merchant wholesalers.....	43	1,961	417	7,780	10.3	25.2
4237	Hardware, plumbing, and heating equipment and supplies merchant wholesalers.....	81	1,222	713	9,224	11.4	13.2
42371	Hardware merchant wholesalers.....	32	483	237	3,048	13.5	15.8
42372	Plumbing and heating equipment and supplies merchant wholesalers.....	43	466	227	3,860	18.9	12.1
4238	Machinery, equipment, and supplies merchant wholesalers.....	125	4,322	1,935	25,256	6.5	17.1
42381	Construction and mining machinery and equipment merchant wholesalers.....	15	601	175	3,759	8.6	16.0
42383	Industrial machinery and equipment merchant wholesalers.....	61	2,230	994	11,993	6.1	18.6
42384	Industrial supplies merchant wholesalers.....	22	740	303	3,272	7.3	22.6
42385	Service establishment equipment and supplies merchant wholesalers.....	19	e	162	2,081	11.7	D
42386	Transportation equipment and supplies (except motor vehicle) merchant wholesalers.....	7	346	61	878	11.5	39.4
4239	Miscellaneous durable goods merchant wholesalers.....	19	1,232	972	10,317	2.0	11.9
42391	Sporting and recreational goods and supplies merchant wholesalers.....	11	730	212	g	5.2	D
42399	Other miscellaneous durable goods merchant wholesalers.....	5	465	322	h	1.6	D
424	Nondurable goods merchant wholesalers.....	139	6,729	3,791	71,091	3.7	9.5
4241	Paper and paper product merchant wholesalers.....	15	368	385	5,422	3.9	6.8
4242	Drugs and druggists' sundries merchant wholesalers.....	10	3,470	228	11,501	4.4	30.2
42421	Drugs and druggists' sundries merchant wholesalers.....	10	3,470	228	11,501	4.4	30.2
4244	Grocery and related products merchant wholesalers.....	21	257	875	22,506	2.4	1.1
4246	Chemicals and allied products merchant wholesalers.....	46	1,054	490	6,238	9.4	16.9
42469	Other chemicals and allied products merchant wholesalers.....	36	855	383	5,065	9.4	16.9
4249	Miscellaneous nondurable goods merchant wholesalers.....	34	1,207	908	11,340	3.7	10.6
42492	Book, periodical, and newspaper merchant wholesalers.....	8	928	74	2,325	10.8	39.9
44-45	Retail trade.....	1,332	18,743	36,218	475,344	3.7	3.9
441	Motor vehicle and parts dealers.....	156	1,605	4,336	62,488	3.6	2.6
4413	Automotive parts, accessories, and tire stores.....	154	g	2,151	17,121	7.2	D
44132	Tire dealers.....	148	g	849	6,576	17.4	D
442	Furniture and home furnishings stores.....	17	692	2,275	18,432	0.7	3.8
4421	Furniture stores.....	3	e	1,096	8,878	0.3	D
44211	Furniture stores.....	3	e	1,096	8,878	0.3	D
4422	Home furnishings stores.....	14	e	1,179	9,554	1.2	D
44229	Other home furnishings stores.....	14	e	708	6,527	2.0	D
444	Building material and garden equipment and supplies dealers.....	52	718	2,793	44,584	1.9	1.6
4441	Building material and supplies dealers.....	52	718	2,172	39,650	2.4	1.8
44419	Other building material dealers.....	33	f	1,134	13,800	2.9	D
445	Food and beverage stores.....	129	i	3,818	83,542	3.4	D
4451	Grocery stores.....	125	5,181	2,505	77,880	5.0	6.7
44511	Supermarkets and other grocery (except convenience) stores.....	125	5,181	1,791	75,911	7.0	6.8
446	Health and personal care stores.....	448	5,107	2,889	30,368	15.5	16.8
4461	Health and personal care stores.....	448	5,107	2,889	30,368	15.5	16.8
44611	Pharmacies and drug stores.....	188	h	1,417	22,817	13.3	D
44612	Cosmetics, beauty supplies, and perfume stores.....	25	487	535	3,004	4.7	16.2
44613	Optical goods stores.....	143	f	379	2,191	37.7	D
44619	Other health and personal care stores.....	92	e	558	2,356	16.5	D
447	Gasoline stations.....	295	2,659	5,245	29,091	5.6	9.1
4471	Gasoline stations.....	295	2,659	5,245	29,091	5.6	9.1
44711	Gasoline stations with convenience stores.....	286	h	4,737	24,000	6.0	D
448	Clothing and clothing accessories stores.....	174	2,010	5,075	51,939	3.4	3.9
4481	Clothing stores.....	52	724	3,195	39,312	1.6	1.8
44812	Women's clothing stores.....	31	e	1,161	9,796	2.7	D
4482	Shoe stores.....	60	576	981	7,696	6.1	7.5
44821	Shoe stores.....	60	576	981	7,696	6.1	7.5
4483	Jewelry, luggage, and leather goods stores.....	62	710	899	4,931	6.9	14.4
44831	Jewelry stores.....	53	f	849	4,658	6.2	D
453	Miscellaneous store retailers.....	3	e	3,233	21,488	0.1	D
4532	Office supplies, stationery, and gift stores.....	3	e	1,060	8,939	0.3	D
45322	Gift, novelty, and souvenir stores.....	3	e	757	5,117	0.4	D
48-49	Transportation and warehousing.....	246	10,770	6,430	169,568	3.8	6.4
484	Truck transportation.....	15	391	3,611	55,910	0.4	0.7
485	Transit and ground passenger transportation.....	3	f	301	4,455	1.0	D
4851	Urban transit systems.....	2	e	15	584	13.3	D
48511	Urban transit systems.....	2	e	15	584	13.3	D
4854	School and employee bus transportation.....	1	e	26	1,103	3.8	D
48541	School and employee bus transportation.....	1	e	26	1,103	3.8	D
486	Pipeline transportation.....	15	e	37	532	40.5	D
4869	Other pipeline transportation.....	14	e	14	e	100.0	D
48691	Pipeline transportation of refined petroleum products.....	14	e	14	e	100.0	D
488	Support activities for transportation.....	95	3,649	1,312	21,425	7.2	17.0
4881	Support activities for air transportation.....	10	1,055	167	6,452	6.0	16.4
48811	Airport operations.....	7	f	48	4,489	14.6	D
4883	Support activities for water transportation.....	4	f	43	2,415	9.3	D
48832	Marine cargo handling.....	2	f	14	2,019	14.3	D
4885	Freight transportation arrangement.....	76	1,920	731	8,323	10.4	23.1
48851	Freight transportation arrangement.....	76	1,920	731	8,323	10.4	23.1
492	Couriers and messengers.....	23	f	362	17,923	6.4	D
4921	Couriers.....	23	f	254	17,076	9.1	D
49211	Couriers.....	23	f	254	17,076	9.1	D

Table A2.1 Number and Employment of Foreign-Owned Establishments in Each State, by Detailed Industry—Continues

NAICS code	Industry	Foreign-owned establishments		All U.S. establishments		Foreign-owned establishments as a percentage of all U.S. establishments ²	
		Number of establishments	Number of employees	Number of establishments	Number of employees ¹	Number of establishments	Number of employees
493	Warehousing and storage	88	4,772	611	35,381	14.4	13.5
4931	Warehousing and storage	88	4,772	611	35,381	14.4	13.5
49311	General warehousing and storage	70	h	437	27,700	16.0	D
49312	Refrigerated warehousing and storage	7	g	59	3,800	11.9	D
51	Information	240	8,421	4,328	122,496	5.5	6.9
511	Publishing industries (except Internet)	25	1,948	888	29,487	2.8	6.6
5111	Newspaper, periodical, book, and directory publishers	13	686	637	18,612	2.0	3.7
51112	Periodical publishers	3	e	267	3,822	1.1	D
5112	Software publishers	12	1,262	251	10,875	4.8	11.6
51121	Software publishers	12	1,262	251	10,875	4.8	11.6
517	Telecommunications	199	5,150	1,736	54,327	11.5	9.5
5171	Wired telecommunications carriers	53	e	1,114	37,053	4.8	D
51711	Wired telecommunications carriers	53	e	1,114	37,053	4.8	D
5172	Wireless telecommunications carriers (except satellite)	145	h	458	12,620	31.7	D
51721	Wireless telecommunications carriers (except satellite)	145	h	458	12,620	31.7	D
5174	Satellite telecommunications	1	e	24	780	4.2	D
51741	Satellite telecommunications	1	e	24	780	4.2	D
518	Internet service providers, Web search portals, and data processing	8	1,244	588	14,641	1.4	8.5
5182	Data processing, hosting, and related services	8	1,244	588	14,641	1.4	8.5
51821	Data processing, hosting, and related services	8	1,244	588	14,641	1.4	8.5
52	Finance and insurance	295	9,090	15,707	179,053	1.9	5.1
522	Credit intermediation and related activities	132	2,025	8,022	95,155	1.6	2.1
5221	Depository credit intermediation	76	f	3,810	55,091	2.0	D
52211	Commercial banking	76	f	3,137	48,636	2.4	D
5222	Nondepository credit intermediation	52	589	2,702	22,292	1.9	2.6
52222	Sales financing	12	e	306	4,884	3.9	D
52229	Other nondepository credit intermediation	40	e	2,370	16,803	1.7	D
5223	Activities related to credit intermediation	4	f	1,510	17,772	0.3	D
52232	Financial transactions processing, reserve, and clearinghouse activities	3	f	271	9,664	1.1	D
523	Securities intermediation and related activities	37	1,216	2,007	13,377	1.8	9.1
5231	Securities and commodity contracts intermediation and brokerage	25	625	855	7,690	2.9	8.1
52312	Securities brokerage	20	578	755	6,169	2.6	9.4
5239	Other financial investment activities	12	591	1,151	i	1.0	D
52392	Portfolio management	11	f	443	3,007	2.5	D
524	Insurance carriers and related activities	126	5,849	5,677	69,151	2.2	8.5
5241	Insurance carriers	96	5,126	1,121	41,438	8.6	12.4
52411	Direct life, health, and medical insurance carriers	53	2,010	437	20,704	12.1	9.7
52412	Other direct insurance carriers	34	h	657	19,720	5.2	D
52413	Reinsurance carriers	9	e	27	1,014	33.3	D
5242	Agencies, brokerages, and other insurance-related activities	30	723	4,556	27,713	0.7	2.6
52421	Insurance agencies and brokerages	27	641	4,086	20,435	0.7	3.1
53	Real estate and rental and leasing	84	1,460	12,620	65,875	0.7	2.2
531	Real estate	50	f	10,375	44,246	0.5	D
5311	Lessors of real estate	32	300	3,181	13,180	1.0	2.3
53112	Lessors of nonresidential buildings (except miniwarehouses)	31	e	904	4,244	3.4	D
532	Rental and leasing services	33	923	2,161	19,865	1.5	4.6
5321	Automotive equipment rental and leasing	2	e	431	6,249	0.5	D
53211	Passenger car rental and leasing	1	e	205	4,399	0.5	D
5324	Commercial and industrial machinery and equipment rental and leasing	30	e	441	3,875	6.8	D
53249	Other commercial/industrial machinery and equipment rental and leasing	26	e	262	2,049	9.9	D
54	Professional, scientific, and technical services	133	7,297	27,752	215,705	0.5	3.4
541	Professional, scientific, and technical services	133	7,297	27,752	215,705	0.5	3.4
5412	Accounting, tax preparation, bookkeeping, and payroll services	5	926	3,896	35,950	0.1	2.6
54121	Accounting, tax preparation, bookkeeping, and payroll services	5	926	3,896	35,950	0.1	2.6
5413	Architectural, engineering, and related services	33	1,221	3,563	44,517	0.9	2.7
54133	Engineering services	28	1,056	1,857	31,314	1.5	3.4
5415	Computer systems design and related services	27	1,899	4,977	36,072	0.5	5.3
54151	Computer systems design and related services	27	1,899	4,977	36,072	0.5	5.3
5416	Management, scientific, and technical consulting services	24	1,421	4,675	28,621	0.5	5.0
54161	Management consulting services	17	1,352	3,945	25,565	0.4	5.3
5417	Scientific research and development services	10	332	312	5,531	3.2	6.0
54171	Research and development in the physical, engineering, and life sciences	9	e	280	5,298	3.2	D
5418	Advertising and related services	21	1,142	1,370	12,292	1.5	9.3
54181	Advertising agencies	8	e	436	4,593	1.8	D
54189	Other services related to advertising	4	e	335	1,650	1.2	D
5419	Other professional, scientific, and technical services	13	356	2,244	16,205	0.6	2.2
54191	Marketing research and public opinion polling	9	e	161	2,565	5.6	D
55	Management of companies and enterprises	192	8,727	1,682	89,526	11.4	9.7
551	Management of companies and enterprises	192	8,727	1,682	89,526	11.4	9.7
5511	Management of companies and enterprises	192	8,727	1,682	89,526	11.4	9.7
55111	Management of companies and enterprises	192	8,727	1,682	89,526	11.4	9.7
56	Administrative and support and waste management and remediation service	244	46,848	12,503	385,880	2.0	12.1
561	Administrative and support services	236	k	11,846	376,276	2.0	D
5612	Facilities support services	7	713	184	16,455	3.8	4.3
56121	Facilities support services	7	713	184	16,455	3.8	4.3
5613	Employment services	80	37,543	2,241	232,694	3.6	16.1
56132	Temporary help services	76	k	1,415	165,417	5.4	D
5614	Business support services	10	2,452	1,224	25,162	0.8	9.7
56142	Telephone call centers	3	g	146	7,855	2.1	D
5615	Travel arrangement and reservation services	39	690	543	6,641	7.2	10.4
56151	Travel agencies	39	690	357	2,783	10.9	24.8
5616	Investigation and security services	53	3,421	848	25,322	6.3	13.5
56161	Investigation, guard, and armored car services	41	g	483	21,339	8.5	D
56162	Security systems services	12	g	365	3,983	3.3	D
5617	Services to buildings and dwellings	21	1,296	5,345	48,223	0.4	2.7
56172	Janitorial services	16	1,049	1,397	20,701	1.1	5.1
5619	Other support services	7	439	588	12,721	1.2	3.5
56199	All other support services	6	e	320	7,331	1.9	D

Table A2.1 Number and Employment of Foreign-Owned Establishments in Each State, by Detailed Industry—Continues

NAICS code	Industry	Foreign-owned establishments		All U.S. establishments		Foreign-owned establishments as a percentage of all U.S. establishments ²	
		Number of establishments	Number of employees	Number of establishments	Number of employees ¹	Number of establishments	Number of employees
61	Educational services.....	24	289	1,833	13,051	1.3	2.2
611	Educational services.....	24	289	1,833	13,051	1.3	2.2
62	Health care and social assistance.....	236	4,646	20,840	419,296	1.1	1.1
621	Ambulatory health care services.....	71	h	15,091	147,002	0.5	D
6214	Outpatient care centers.....	38	f	751	15,966	5.1	D
62149	Other outpatient care centers.....	38	f	616	14,770	6.2	D
6215	Medical and diagnostic laboratories.....	1	e	338	6,093	0.3	D
62151	Medical and diagnostic laboratories.....	1	e	338	6,093	0.3	D
6216	Home health care services.....	23	g	543	16,554	4.2	D
62161	Home health care services.....	23	g	543	16,554	4.2	D
6219	Other ambulatory health care services.....	9	348	223	6,184	4.0	5.6
623	Nursing and residential care facilities.....	138	f	1,383	58,638	10.0	D
6232	Residential mental retardation/health and substance abuse facility.....	138	f	328	5,249	42.1	D
62321	Residential mental retardation facilities.....	138	f	241	3,073	57.3	D
624	Social assistance.....	27	e	4,178	61,176	0.6	D
6241	Individual and family services.....	23	e	1,338	15,432	1.7	D
71	Arts, entertainment, and recreation.....	10	276	2,797	45,047	0.4	0.6
72	Accommodation and food services.....	373	10,587	18,640	355,423	2.0	3.0
721	Accommodation.....	23	1,663	1,983	42,735	1.2	3.9
7211	Traveler accommodation.....	23	1,663	1,847	42,067	1.2	4.0
72111	Hotels (except casino hotels) and motels.....	23	1,663	1,749	41,454	1.3	4.0
722	Food services and drinking places.....	350	8,924	16,657	312,688	2.1	2.9
7222	Limited-service eating places.....	29	f	8,231	144,492	0.4	D
72221	Limited-service eating places.....	29	f	8,231	144,492	0.4	D
7223	Special food services.....	319	8,152	897	17,008	35.6	47.9
72231	Food service contractors.....	319	8,152	606	14,605	52.6	55.8
81	Other services (except public administration).....	102	1,818	14,588	98,047	0.7	1.9
811	Repair and maintenance.....	62	1,066	6,435	42,248	1.0	2.5
8111	Automotive repair and maintenance.....	40	e	4,637	26,951	0.9	D
8113	Computer and industrial machinery and equipment (except automotive/electrical) repair and maintenance.....	10	503	739	10,066	1.4	5.0
81131	Computer and industrial machinery and equipment (except automotive/electrical) repair and maintenance.....	10	503	739	10,066	1.4	5.0
812	Personal and laundry services.....	40	752	5,985	38,992	0.7	1.9
8121	Personal care services.....	34	e	2,965	14,407	1.1	D
81219	Other personal care services.....	34	e	559	2,442	6.1	D
8129	Other personal services.....	2	e	1,021	8,144	0.2	D
Hawaii							
22	All industries.....	867	32,357	32,180	495,916	2.7	6.5
22	Utilities.....	5	72	54	2,953	9.3	2.4
23	Construction.....	24	3,080	2,771	35,523	0.9	8.7
236	Construction of buildings.....	4	1,449	919	11,066	0.4	13.1
2362	Nonresidential building construction.....	2	g	176	5,207	1.1	D
23622	Commercial building construction.....	2	g	166	4,988	1.2	D
237	Heavy and civil engineering construction.....	8	f	132	3,458	6.1	D
2373	Highway, street, and bridge construction.....	6	f	33	1,395	18.2	D
23731	Highway, street, and bridge construction.....	6	f	33	1,395	18.2	D
238	Specialty trade contractors.....	12	f	1,719	20,999	0.7	D
2382	Building equipment contractors.....	9	881	680	7,706	1.3	11.4
23821	Electrical contractors.....	4	e	367	3,252	1.1	D
23829	Other building equipment contractors.....	4	e	24	866	16.7	D
31-33	Manufacturing.....	17	f	983	14,121	1.7	D
42	Wholesale trade.....	60	995	1,844	20,252	3.3	4.9
423	Durable goods merchant wholesalers.....	41	631	869	7,838	4.7	8.1
424	Nondurable goods merchant wholesalers.....	18	e	842	11,755	2.1	D
44-45	Retail trade.....	292	5,038	5,012	70,661	5.8	7.1
445	Food and beverage stores.....	34	574	682	12,966	5.0	4.4
4451	Grocery stores.....	26	f	474	11,720	5.5	D
44512	Convenience stores.....	24	e	190	1,712	12.6	D
446	Health and personal care stores.....	74	773	353	4,520	21.0	17.1
4461	Health and personal care stores.....	74	773	353	4,520	21.0	17.1
44613	Optical goods stores.....	46	f	81	383	56.8	D
447	Gasoline stations.....	76	799	295	3,067	25.8	26.1
4471	Gasoline stations.....	76	799	295	3,067	25.8	26.1
44711	Gasoline stations with convenience stores.....	61	f	217	2,497	28.1	D
448	Clothing and clothing accessories stores.....	58	708	1,359	12,215	4.3	5.8
4481	Clothing stores.....	34	414	817	8,443	4.2	4.9
452	General merchandise stores.....	13	g	103	12,724	12.6	D
4529	Other general merchandise stores.....	13	g	70	4,855	18.6	D
45291	Warehouse clubs and supercenters.....	4	f	14	h	28.6	D
45299	All other general merchandise stores.....	9	f	56	g	16.1	D
48-49	Transportation and warehousing.....	32	g	883	32,361	3.6	D
488	Support activities for transportation.....	12	642	191	3,744	6.3	17.1
4881	Support activities for air transportation.....	6	595	44	1,501	13.6	39.6
48811	Airport operations.....	6	595	21	1,244	28.6	47.8
51	Information.....	43	431	622	10,083	6.9	4.3
517	Telecommunications.....	36	385	240	4,672	15.0	8.2
5172	Wireless telecommunications carriers (except satellite).....	32	e	83	960	38.6	D
51721	Wireless telecommunications carriers (except satellite).....	32	e	83	960	38.6	D
52	Finance and insurance.....	108	2,996	1,672	20,747	6.5	14.4
522	Credit intermediation and related activities.....	75	g	897	12,238	8.4	D
5221	Depository credit intermediation.....	64	g	488	9,659	13.1	D
52211	Commercial banking.....	64	g	222	5,736	28.8	D
524	Insurance carriers and related activities.....	23	f	533	7,281	4.3	D
5241	Insurance carriers.....	12	640	120	4,394	10.0	14.6
52412	Other direct insurance carriers.....	5	449	66	g	7.6	D

Table A2.1 Number and Employment of Foreign-Owned Establishments in Each State, by Detailed Industry—Continues

NAICS code	Industry	Foreign-owned establishments		All U.S. establishments		Foreign-owned establishments as a percentage of all U.S. establishments ²	
		Number of establishments	Number of employees	Number of establishments	Number of employees ¹	Number of establishments	Number of employees
53	Real estate and rental and leasing	22	543	2,084	16,759	1.1	3.2
531	Real estate	19	e	1,695	11,239	1.1	D
5311	Lessors of real estate	14	399	643	2,916	2.2	13.7
53111	Lessors of residential buildings and dwellings	6	e	284	1,181	2.1	D
54	Professional, scientific, and technical services	31	961	3,291	22,460	0.9	4.3
541	Professional, scientific, and technical services	31	961	3,291	22,460	0.9	4.3
5413	Architectural, engineering, and related services	5	447	634	5,908	0.8	7.6
54133	Engineering services	4	e	306	3,849	1.3	D
5415	Computer systems design and related services	10	259	351	2,452	2.8	10.6
54151	Computer systems design and related services	10	259	351	2,452	2.8	10.6
55	Management of companies and enterprises	18	340	255	i	7.1	D
551	Management of companies and enterprises	18	340	255	i	7.1	D
5511	Management of companies and enterprises	18	340	255	i	7.1	D
55111	Management of companies and enterprises	18	340	255	i	7.1	D
56	Administrative and support and waste management and remediation service	85	4,285	1,895	46,823	4.5	9.2
561	Administrative and support services	84	h	1,768	44,860	4.8	D
5613	Employment services	3	e	119	18,376	2.5	D
56132	Temporary help services	3	e	71	8,417	4.2	D
5615	Travel arrangement and reservation services	33	775	452	4,764	7.3	16.3
56152	Tour operators	17	503	172	1,867	9.9	26.9
5616	Investigation and security services	33	h	158	8,202	20.9	D
56161	Investigation, guard, and armored car services	33	h	113	7,637	29.2	D
61	Educational services	9	31	376	2,646	2.4	1.2
62	Health care and social assistance	15	407	3,484	63,640	0.4	0.6
621	Ambulatory health care services	10	e	2,713	25,386	0.4	D
71	Arts, entertainment, and recreation	7	330	502	11,988	1.4	2.8
713	Amusement, gambling, and recreation industries	7	330	284	6,797	2.5	4.9
7139	Other amusement and recreation services	7	330	261	6,133	2.7	5.4
72	Accommodation and food services	85	11,114	3,528	98,353	2.4	11.3
721	Accommodation	29	i	303	38,049	9.6	D
7211	Traveler accommodation	28	8,446	296	38,031	9.5	22.2
72111	Hotels (except casino hotels) and motels	28	8,446	253	37,834	11.1	22.3
722	Food services and drinking places	56	h	3,225	60,304	1.7	D
7221	Full-service restaurants	18	784	1,156	32,241	1.6	2.4
72211	Full-service restaurants	18	784	1,156	32,241	1.6	2.4
7223	Special food services	33	1,849	130	3,289	25.4	56.2
72231	Food service contractors	33	1,849	73	2,563	45.2	72.1
81	Other services (except public administration)	14	114	2,916	20,119	0.5	0.6
Idaho							
	All industries	404	13,213	44,934	527,343	0.9	2.5
21	Mining	8	e	121	3,420	6.6	D
212	Mining, except oil and gas	8	e	88	g	9.1	D
2122	Metal ore mining	1	e	14	g	7.1	D
21229	Other metal ore mining	1	e	2	e	50.0	D
22	Utilities	9	c	186	3,330	4.8	D
23	Construction	7	355	7,919	50,382	0.1	0.7
31-33	Manufacturing	30	3,374	1,941	64,767	1.5	5.2
42	Wholesale trade	91	1,718	2,103	26,519	4.3	6.5
423	Durable goods merchant wholesalers	52	f	1,238	13,285	4.2	D
4234	Professional and commercial equipment and supplies merchant wholesalers	10	e	134	1,723	7.5	D
42346	Ophthalmic goods merchant wholesalers	1	e	3	e	33.3	D
424	Nondurable goods merchant wholesalers	38	817	716	12,235	5.3	6.7
4244	Grocery and related products merchant wholesalers	7	e	185	4,615	3.8	D
42449	Other grocery and related products merchant wholesalers	6	e	70	g	8.6	D
4249	Miscellaneous nondurable goods merchant wholesalers	20	358	225	h	8.9	D
42491	Farm supplies merchant wholesalers	17	e	149	2,130	11.4	D
44-45	Retail trade	91	1,095	6,300	80,447	1.4	1.4
447	Gasoline stations	43	f	700	6,488	6.1	D
4471	Gasoline stations	43	f	700	6,488	6.1	D
44711	Gasoline stations with convenience stores	43	f	583	5,087	7.4	D
48-49	Transportation and warehousing	14	351	1,772	16,991	0.8	2.1
51	Information	23	226	717	15,163	3.2	1.5
52	Finance and insurance	29	317	2,997	22,586	1.0	1.4
53	Real estate and rental and leasing	3	b	2,530	8,371	0.1	D
54	Professional, scientific, and technical services	13	1,710	4,209	31,650	0.3	5.4
541	Professional, scientific, and technical services	13	1,710	4,209	31,650	0.3	5.4
5413	Architectural, engineering, and related services	4	f	792	9,229	0.5	D
54133	Engineering services	4	f	384	7,062	1.0	D
5418	Advertising and related services	4	f	153	1,690	2.6	D
54181	Advertising agencies	4	f	64	1,225	6.3	D
55	Management of companies and enterprises	8	378	222	8,287	3.6	4.6
551	Management of companies and enterprises	8	378	222	8,287	3.6	4.6
5511	Management of companies and enterprises	8	378	222	8,287	3.6	4.6
55111	Management of companies and enterprises	8	378	222	8,287	3.6	4.6
56	Administrative and support and waste management and remediation service	20	1,741	2,261	40,541	0.9	4.3
561	Administrative and support services	20	1,741	2,137	38,896	0.9	4.5
5613	Employment services	7	f	223	22,668	3.1	D
56132	Temporary help services	7	f	146	10,513	4.8	D
5614	Business support services	3	e	204	3,125	1.5	D
56142	Telephone call centers	2	e	34	2,123	5.9	D
61	Educational services	4	a	271	1,594	1.5	D
62	Health care and social assistance	5	299	4,545	73,932	0.1	0.4
71	Arts, entertainment, and recreation	1	a	718	9,020	0.1	D
72	Accommodation and food services	28	f	3,482	56,662	0.8	D
722	Food services and drinking places	22	865	2,985	45,340	0.7	1.9
7223	Special food services	22	865	124	1,835	17.7	47.1
72231	Food service contractors	22	865	65	1,605	33.8	53.9
81	Other services (except public administration)	20	109	2,640	13,681	0.8	0.8

Table A2.1 Number and Employment of Foreign-Owned Establishments in Each State, by Detailed Industry—Continues

NAICS code	Industry	Foreign-owned establishments		All U.S. establishments		Foreign-owned establishments as a percentage of all U.S. establishments ²	
		Number of establishments	Number of employees	Number of establishments	Number of employees ¹	Number of establishments	Number of employees
Illinois							
	All industries	6,118	277,388	312,259	5,194,884	2.0	5.3
21	Mining	28	1,918	492	11,573	5.7	16.6
211	Oil and gas extraction	2	e	125	1,315	1.6	D
2111	Oil and gas extraction	2	e	125	1,315	1.6	D
21111	Oil and gas extraction	2	e	125	1,315	1.6	D
212	Mining, except oil and gas	26	g	222	8,406	11.7	D
2123	Nonmetallic mineral mining and quarrying.....	26	g	197	h	13.2	D
21231	Stone mining and quarrying.....	12	707	114	2,726	10.5	25.9
21232	Sand, gravel, clay, and refractory mining	14	f	80	g	17.5	D
22	Utilities	29	1,796	455	27,635	6.4	6.5
221	Utilities	29	1,796	455	27,635	6.4	6.5
2211	Electric power generation, transmission, and distribution.....	4	e	274	20,096	1.5	D
22111	Electric power generation	3	e	55	7,345	5.5	D
2213	Water, sewage, and other systems	25	g	126	2,741	19.8	D
22131	Water supply and irrigation systems.....	18	g	82	2,274	22.0	D
23	Construction.....	28	3,171	30,236	272,682	0.1	1.2
236	Construction of buildings.....	5	f	9,430	59,291	0.1	D
2361	Residential building construction	1	e	7,870	31,792	*	D
23611	Residential building construction	1	e	7,870	31,792	*	D
2362	Nonresidential building construction.....	4	389	1,560	27,499	0.3	1.4
23622	Commercial building construction.....	2	e	1,539	24,625	0.1	D
237	Heavy and civil engineering construction	3	f	1,156	27,246	0.3	D
2371	Utility system construction	2	f	408	10,849	0.5	D
23712	Oil and gas pipeline construction.....	1	e	27	1,352	3.7	D
238	Specialty trade contractors	20	1,898	19,650	186,145	0.1	1.0
2382	Building equipment contractors.....	12	1,294	7,056	78,249	0.2	1.7
23822	Plumbing and HVAC contractors	1	e	3,851	41,013	*	D
23829	Other building equipment contractors.....	10	g	255	5,500	3.9	D
2383	Building finishing contractors	5	e	5,290	38,963	0.1	D
31-33	Manufacturing	407	66,953	15,720	663,352	2.6	10.1
42	Wholesale trade	837	37,154	20,062	320,942	4.2	11.6
423	Durable goods merchant wholesalers.....	591	23,949	11,436	183,723	5.2	13.0
4231	Motor vehicle and parts and supplies merchant wholesalers	45	2,319	969	16,554	4.6	14.0
42311	Automobile and other motor vehicle merchant wholesalers	17	773	259	5,033	6.6	15.4
42312	Motor vehicle supplies and new parts merchant wholesalers	22	1,151	575	i	3.8	D
42313	Tire and tube merchant wholesalers.....	6	395	75	g	8.0	D
4233	Lumber and other construction material merchant wholesalers	24	e	712	9,418	3.4	D
4234	Professional and commercial equipment and supplies merchant wholesalers	91	6,049	1,516	32,683	6.0	18.5
42342	Office equipment merchant wholesalers.....	43	1,970	267	6,682	16.1	29.5
42343	Computers and peripheral equipment and software merchant wholesalers	22	1,402	417	8,613	5.3	16.3
42345	Medical, dental, and hospital equipment and supplies merchant wholesalers	12	2,404	416	9,757	2.9	24.6
4235	Metal and mineral (except petrol) merchant wholesalers	48	1,336	719	j	6.7	D
42351	Metal service centers and other metal merchant wholesalers	46	g	704	13,728	6.5	D
4236	Electrical goods merchant wholesalers	97	4,287	1,398	27,342	6.9	15.7
42361	Electrical apparatus and equipment and wiring supplies merchant wholesalers	35	1,723	664	11,144	5.3	15.5
42362	Electrical appliance, TV, and radio merchant wholesalers.....	11	1,135	132	3,611	8.3	31.4
42369	Other electronic parts and equipment merchant wholesalers	51	1,429	602	12,587	8.5	11.4
4237	Hardware, plumbing, and heating equipment and supplies merchant wholesalers	88	1,900	1,011	14,029	8.7	13.5
42371	Hardware merchant wholesalers	43	878	472	6,722	9.1	13.1
42372	Plumbing and heating equipment and supplies merchant wholesalers	40	684	281	4,134	14.2	16.5
4238	Machinery, equipment, and supplies merchant wholesalers.....	175	6,368	3,103	45,493	5.6	14.0
42382	Farm and garden machinery and equipment merchant wholesalers.....	5	f	346	5,448	1.4	D
42383	Industrial machinery and equipment merchant wholesalers.....	126	4,773	1,765	23,506	7.1	20.3
42384	Industrial supplies merchant wholesalers	28	f	499	6,387	5.6	D
4239	Miscellaneous durable goods merchant wholesalers	18	1,257	1,413	j	1.3	D
42391	Sporting and recreational goods and supplies merchant wholesalers	6	650	243	3,371	2.5	19.3
42399	Other miscellaneous durable goods merchant wholesalers	4	319	438	h	0.9	D
424	Nondurable goods merchant wholesalers.....	231	12,956	6,236	124,378	3.7	10.4
4241	Paper and paper product merchant wholesalers	15	708	725	11,176	2.1	6.3
42412	Stationery and office supplies merchant wholesalers	7	e	330	5,240	2.1	D
42413	Industrial and personal service paper merchant wholesalers.....	6	291	313	4,435	1.9	6.6
4242	Drugs and druggists' sundries merchant wholesalers	11	7,353	273	15,412	4.0	47.7
42421	Drugs and druggists' sundries merchant wholesalers	11	7,353	273	15,412	4.0	47.7
4244	Grocery and related products merchant wholesalers	32	2,114	1,538	38,231	2.1	5.5
42443	Dairy product (except dried/canned) merchant wholesalers.....	5	451	120	2,308	4.2	19.5
42449	Other grocery and related products merchant wholesalers	17	1,405	580	13,603	2.9	10.3
4245	Farm products raw materials merchant wholesalers	54	451	674	5,389	8.0	8.4
42451	Grain and field bean merchant wholesalers	53	e	612	5,060	8.7	D
4246	Chemicals and allied products merchant wholesalers.....	29	594	713	13,832	4.1	4.3
42469	Other chemicals and allied products merchant wholesalers.....	23	f	518	11,374	4.4	D
4247	Petroleum and petroleum products merchant wholesalers	19	337	263	2,662	7.2	12.7
4249	Miscellaneous nondurable goods merchant wholesalers	62	1,218	1,438	25,350	4.3	4.8
42491	Farm supplies merchant wholesalers	56	897	531	5,839	10.5	15.4
42492	Book, periodical, and newspaper merchant wholesalers.....	4	e	164	8,820	2.4	D

Table A2.1 Number and Employment of Foreign-Owned Establishments in Each State, by Detailed Industry—Continues

NAICS code	Industry	Foreign-owned establishments		All U.S. establishments		Foreign-owned establishments as a percentage of all U.S. establishments ²	
		Number of establishments	Number of employees	Number of establishments	Number of employees ¹	Number of establishments	Number of employees
44-45	Retail trade.....	1,437	17,291	43,055	639,147	3.3	2.7
441	Motor vehicle and parts dealers.....	99	1,169	4,297	72,057	2.3	1.6
4413	Automotive parts, accessories, and tire stores	98	g	1,936	16,626	5.1	D
44132	Tire dealers	98	g	609	5,629	16.1	D
442	Furniture and home furnishings stores	44	1,968	2,402	22,328	1.8	8.8
4421	Furniture stores.....	14	f	1,041	10,087	1.3	D
44211	Furniture stores.....	14	f	1,041	10,087	1.3	D
4422	Home furnishings stores.....	30	f	1,361	12,241	2.2	D
44229	Other home furnishings stores.....	30	f	807	8,414	3.7	D
443	Electronics and appliance stores	55	619	2,141	23,084	2.6	2.7
4431	Electronics and appliance stores	55	619	2,141	23,084	2.6	2.7
44311	Appliance, television, and other electronics stores	52	f	1,674	19,066	3.1	D
444	Building material and garden equipment and supplies dealers	43	553	3,352	54,806	1.3	1.0
4441	Building material and supplies dealers	43	553	2,696	48,235	1.6	1.1
44419	Other building material dealers	24	e	1,446	14,007	1.7	D
445	Food and beverage stores	247	2,709	5,992	111,756	4.1	2.4
4451	Grocery stores	238	h	3,705	99,109	6.4	D
44511	Supermarkets and other grocery (except convenience) stores	172	g	2,854	94,640	6.0	D
44512	Convenience stores	66	e	851	4,469	7.8	D
446	Health and personal care stores	408	4,059	3,564	53,930	11.4	7.5
4461	Health and personal care stores	408	4,059	3,564	53,930	11.4	7.5
44612	Cosmetics, beauty supplies, and perfume stores	57	g	553	4,238	10.3	D
44613	Optical goods stores	245	h	610	3,919	40.2	D
44619	Other health and personal care stores.....	106	e	731	3,198	14.5	D
447	Gasoline stations	281	2,149	4,036	29,969	7.0	7.2
4471	Gasoline stations	281	2,149	4,036	29,969	7.0	7.2
44711	Gasoline stations with convenience stores.....	273	g	3,479	25,614	7.8	D
44719	Other gasoline stations	8	e	557	4,355	1.4	D
448	Clothing and clothing accessories stores.....	204	2,845	6,206	68,703	3.3	4.1
4481	Clothing stores.....	98	1,740	3,903	53,730	2.5	3.2
44812	Women's clothing stores.....	57	f	1,472	14,727	3.9	D
44814	Family clothing stores	26	635	1,004	26,663	2.6	2.4
4482	Shoe stores.....	31	277	1,167	8,486	2.7	3.3
44821	Shoe stores.....	31	277	1,167	8,486	2.7	3.3
4483	Jewelry, luggage, and leather goods stores	75	828	1,136	6,487	6.6	12.8
44831	Jewelry stores	65	f	1,088	6,223	6.0	D
451	Sporting goods, hobby, book, and music stores.....	24	261	2,164	23,854	1.1	1.1
454	Nonstore retailers.....	19	846	2,337	28,503	0.8	3.0
4541	Electronic shopping and mail-order houses	6	474	863	17,181	0.7	2.8
45411	Electronic shopping and mail-order houses.....	6	474	863	17,181	0.7	2.8
48-49	Transportation and warehousing.....	315	18,882	11,753	237,877	2.7	7.9
484	Truck transportation	22	733	7,146	76,056	0.3	1.0
4841	General freight trucking.....	13	605	4,656	55,589	0.3	1.1
48412	General freight trucking, long-distance.....	10	552	2,158	43,371	0.5	1.3
485	Transit and ground passenger transportation.....	41	4,131	923	25,632	4.4	16.1
4854	School and employee bus transportation	32	3,701	224	16,907	14.3	21.9
48541	School and employee bus transportation	32	3,701	224	16,907	14.3	21.9
486	Pipeline transportation	17	357	102	1,172	16.7	30.5
4861	Pipeline transportation of crude oil	9	e	25	457	36.0	D
48611	Pipeline transportation of crude oil	9	e	25	457	36.0	D
488	Support activities for transportation	125	8,420	2,098	37,995	6.0	22.2
4881	Support activities for air transportation	13	3,664	156	7,729	8.3	47.4
48811	Airport operations	11	g	73	4,996	15.1	D
48819	Other support activities for air transportation.....	2	g	83	2,733	2.4	D
4885	Freight transportation arrangement	96	4,609	1,255	19,544	7.6	23.6
48851	Freight transportation arrangement	96	4,609	1,255	19,544	7.6	23.6
492	Couriers and messengers.....	17	f	515	23,854	3.3	D
4921	Couriers	17	f	303	22,211	5.6	D
49211	Couriers	17	f	303	22,211	5.6	D
493	Warehousing and storage.....	84	3,934	672	38,124	12.5	10.3
4931	Warehousing and storage.....	84	3,934	672	38,124	12.5	10.3
49311	General warehousing and storage.....	64	3,257	513	33,588	12.5	9.7
49312	Refrigerated warehousing and storage.....	4	345	36	1,814	11.1	19.0
49319	Other warehousing and storage.....	12	e	85	g	14.1	D
51	Information.....	297	15,707	5,696	136,589	5.2	11.5
511	Publishing industries (except Internet)	72	9,740	1,308	45,443	5.5	21.4
5111	Newspaper, periodical, book, and directory publishers.....	46	7,718	994	33,618	4.6	23.0
51111	Newspaper publishers	14	h	393	16,003	3.6	D
51112	Periodical publishers	8	f	344	7,702	2.3	D
51113	Book publishers	14	3,573	141	7,214	9.9	49.5
51114	Directory and mailing list publishers	10	555	71	g	14.1	D
5112	Software publishers.....	26	2,022	314	11,825	8.3	17.1
51121	Software publishers	26	2,022	314	11,825	8.3	17.1
512	Motion picture and sound recording industries	5	e	832	9,545	0.6	D
5121	Motion picture and video industries	4	e	694	8,982	0.6	D
51211	Motion picture and video production	3	e	412	2,664	0.7	D
515	Broadcasting (except Internet).....	30	f	356	9,391	8.4	D
5151	Radio and television broadcasting	20	f	314	i	6.4	D
51512	Television broadcasting.....	19	f	79	3,835	24.1	D
517	Telecommunications.....	168	3,173	2,235	46,662	7.5	6.8
5171	Wired telecommunications carriers.....	33	e	1,466	34,459	2.3	D
51711	Wired telecommunications carriers.....	33	e	1,466	34,459	2.3	D
5172	Wireless telecommunications carriers (except satellite)	134	h	498	10,004	26.9	D
51721	Wireless telecommunications carriers (except satellite)	134	h	498	10,004	26.9	D
518	Internet service providers, Web search portals, and data processing	16	1,532	706	20,343	2.3	7.5
5182	Data processing, hosting, and related services	16	1,532	706	20,343	2.3	7.5
51821	Data processing, hosting, and related services	16	1,532	706	20,343	2.3	7.5

Table A2.1 Number and Employment of Foreign-Owned Establishments in Each State, by Detailed Industry—Continues

NAICS code	Industry	Foreign-owned establishments		All U.S. establishments		Foreign-owned establishments as a percentage of all U.S. establishments ²	
		Number of establishments	Number of employees	Number of establishments	Number of employees ¹	Number of establishments	Number of employees
52	Finance and insurance	744	24,229	24,106	348,163	3.1	7.0
522	Credit intermediation and related activities	463	11,637	10,427	159,596	4.4	7.3
5221	Depository credit intermediation	352	7,758	5,976	105,436	5.9	7.4
52211	Commercial banking	350	i	4,764	89,384	7.3	D
5222	Nondepository credit intermediation	103	h	2,130	35,975	4.8	D
52222	Sales financing	16	1,072	362	9,548	4.4	11.2
52229	Other nondepository credit intermediation	84	2,617	1,742	j	4.8	D
523	Securities intermediation and related activities	148	5,878	4,861	57,087	3.0	10.3
5231	Securities and commodity contracts intermediation and brokerage	100	4,373	2,618	32,265	3.8	13.6
52311	Investment banking and securities dealing	8	511	316	6,814	2.5	7.5
52312	Securities brokerage	82	1,459	1,682	16,635	4.9	8.8
52313	Commodity contracts dealing	8	f	287	3,406	2.8	D
52314	Commodity contracts brokerage	2	g	333	5,410	0.6	D
5239	Other financial investment activities	48	1,505	2,234	20,481	2.1	7.3
52392	Portfolio management	37	1,027	982	11,670	3.8	8.8
52399	All other financial investment activities	5	e	152	1,977	3.3	D
524	Insurance carriers and related activities	133	6,714	8,816	130,186	1.5	5.2
5241	Insurance carriers	109	6,236	1,506	87,030	7.2	7.2
52411	Direct life, health, and medical insurance carriers	53	1,084	525	30,278	10.1	3.6
52412	Other direct insurance carriers	43	4,831	941	56,049	4.6	8.6
52413	Reinsurance carriers	13	321	40	703	32.5	45.7
5242	Agencies, brokerages, and other insurance-related activities	24	478	7,310	43,156	0.3	1.1
52421	Insurance agencies and brokerages	20	423	6,702	34,170	0.3	1.2
53	Real estate and rental and leasing	81	1,231	13,899	87,468	0.6	1.4
531	Real estate	55	847	11,199	60,498	0.5	1.4
5311	Lessor of real estate	42	331	3,614	21,127	1.2	1.6
53112	Lessor of nonresidential buildings (except miniwarehouses)	38	318	1,126	7,994	3.4	4.0
5313	Activities related to real estate	13	516	3,644	24,576	0.4	2.1
53131	Real estate property managers	9	e	2,008	18,944	0.4	D
532	Rental and leasing services	24	e	2,619	26,155	0.9	D
5324	Commercial and industrial machinery and equipment rental and leasing	20	335	580	6,963	3.4	4.8
54	Professional, scientific, and technical services	236	24,595	38,934	369,279	0.6	6.7
541	Professional, scientific, and technical services	236	24,595	38,934	369,279	0.6	6.7
5412	Accounting, tax preparation, bookkeeping, and payroll services	6	e	5,393	70,693	0.1	D
54121	Accounting, tax preparation, bookkeeping, and payroll services	6	e	5,393	70,693	0.1	D
5413	Architectural, engineering, and related services	42	1,626	4,299	47,136	1.0	3.4
54133	Engineering services	22	1,006	1,905	28,591	1.2	3.5
54138	Testing laboratories	19	f	248	5,330	7.7	D
5415	Computer systems design and related services	43	4,634	6,042	52,381	0.7	8.8
54151	Computer systems design and related services	43	4,634	6,042	52,381	0.7	8.8
5416	Management, scientific, and technical consulting services	49	6,286	6,937	56,030	0.7	11.2
54161	Management consulting services	40	6,207	5,871	51,802	0.7	12.0
5417	Scientific research and development services	27	i	412	16,647	6.6	D
54171	Research and development in the physical, engineering, and life sciences	27	i	367	15,266	7.4	D
5418	Advertising and related services	47	4,744	2,202	29,598	2.1	16.0
54181	Advertising agencies	19	2,190	742	10,503	2.6	20.9
54182	Public relations agencies	11	652	355	2,412	3.1	27.0
54183	Media buying services	6	g	57	2,090	10.5	D
54185	Display advertising	4	e	143	1,754	2.8	D
54189	Other services related to advertising	4	e	464	3,588	0.9	D
5419	Other professional, scientific, and technical services	19	1,049	3,308	28,895	0.6	3.6
54191	Marketing research and public opinion polling	19	1,049	373	10,466	5.1	10.0
55	Management of companies and enterprises	231	18,501	2,277	159,563	10.1	11.6
551	Management of companies and enterprises	231	18,501	2,277	159,563	10.1	11.6
5511	Management of companies and enterprises	231	18,501	2,277	159,563	10.1	11.6
55111	Management of companies and enterprises	231	18,501	2,277	159,563	10.1	11.6
56	Administrative and support and waste management and remediation service	335	20,299	17,102	475,583	2.0	4.3
561	Administrative and support services	309	j	16,252	459,787	1.9	D
5612	Facilities support services	7	f	395	7,253	1.8	D
56121	Facilities support services	7	f	395	7,253	1.8	D
5613	Employment services	79	4,247	2,737	245,185	2.9	1.7
56131	Employment placement agencies	7	252	1,042	21,831	0.7	1.2
56132	Temporary help services	72	3,995	1,481	178,885	4.9	2.2
5614	Business support services	28	3,019	1,552	36,154	1.8	8.4
56142	Telephone call centers	10	g	225	15,419	4.4	D
56145	Credit bureaus	4	e	42	2,049	9.5	D
56149	Other business support services	10	281	369	3,376	2.7	8.3
5615	Travel arrangement and reservation services	67	1,097	1,139	10,282	5.9	10.7
56151	Travel agencies	65	g	875	6,630	7.4	D
5616	Investigation and security services	72	6,935	881	32,258	8.2	21.5
56161	Investigation, guard, and armored car services	64	i	547	28,829	11.7	D
56162	Security systems services	8	f	334	3,429	2.4	D
5617	Services to buildings and dwellings	17	2,677	7,351	91,314	0.2	2.9
56171	Exterminating and pest control services	4	e	328	2,508	1.2	D
56172	Janitorial services	12	2,366	2,475	63,576	0.5	3.7
562	Waste management and remediation services	26	f	850	15,796	3.1	D
5621	Waste collection	15	f	392	8,874	3.8	D
56211	Waste collection	15	f	392	8,874	3.8	D
61	Educational services	25	833	2,518	22,257	1.0	3.7
611	Educational services	25	833	2,518	22,257	1.0	3.7
6117	Educational support services	13	f	300	3,719	4.3	D
61171	Educational support services	13	f	300	3,719	4.3	D

Table A2.1 Number and Employment of Foreign-Owned Establishments in Each State, by Detailed Industry—Continues

NAICS code	Industry	Foreign-owned establishments		All U.S. establishments		Foreign-owned establishments as a percentage of all U.S. establishments ²	
		Number of establishments	Number of employees	Number of establishments	Number of employees ¹	Number of establishments	Number of employees
62	Health care and social assistance	112	1,957	31,062	706,669	0.4	0.3
621	Ambulatory health care services	78	g	22,585	225,724	0.3	D
6214	Outpatient care centers	55	g	1,021	20,569	5.4	D
62149	Other outpatient care centers	55	g	701	13,313	7.8	D
6219	Other ambulatory health care services	11	365	356	12,687	3.1	2.9
62199	All other ambulatory health care services	11	365	181	6,710	6.1	5.4
623	Nursing and residential care facilities	30	e	2,545	129,233	1.2	D
6232	Residential mental retardation/health and substance abuse facility	30	e	1,219	25,157	2.5	D
62321	Residential mental retardation facilities	30	e	968	19,820	3.1	D
71	Arts, entertainment, and recreation	5	313	4,608	79,603	0.1	0.4
72	Accommodation and food services	786	20,225	26,774	468,827	2.9	4.3
721	Accommodation	28	3,110	1,723	59,641	1.6	5.2
7211	Traveler accommodation	28	3,110	1,450	58,488	1.9	5.3
72111	Hotels (except casino hotels) and motels	28	3,110	1,397	52,491	2.0	5.9
722	Food services and drinking places	758	17,115	25,051	409,186	3.0	4.2
7221	Full-service restaurants	17	1,135	8,815	187,307	0.2	0.6
72211	Full-service restaurants	17	1,135	8,815	187,307	0.2	0.6
7222	Limited-service eating places	74	1,551	11,273	167,889	0.7	0.9
72221	Limited-service eating places	74	1,551	11,273	167,889	0.7	0.9
7223	Special food services	667	14,429	1,858	32,867	35.9	43.9
72231	Food service contractors	665	j	1,306	24,185	50.9	D
81	Other services (except public administration)	185	2,333	23,510	167,675	0.8	1.4
811	Repair and maintenance	134	1,752	9,892	62,578	1.4	2.8
8111	Automotive repair and maintenance	95	1,277	7,476	42,314	1.3	3.0
81112	Automotive body, paint, interior, and glass repair	47	f	1,922	12,532	2.4	D
81119	Other automotive repair and maintenance	46	f	1,405	11,470	3.3	D
812	Personal and laundry services	51	581	8,840	60,360	0.6	1.0
8121	Personal care services	51	581	4,373	30,238	1.2	1.9
81219	Other personal care services	50	f	810	4,924	6.2	D
Indiana							
	All industries	2,807	153,827	145,824	2,523,430	1.9	6.1
21	Mining	26	412	297	6,419	8.8	6.4
212	Mining, except oil and gas	23	352	219	5,885	10.5	6.0
2123	Nonmetallic mineral mining and quarrying	23	352	184	2,631	12.5	13.4
21231	Stone mining and quarrying	21	e	87	1,672	24.1	D
22	Utilities	39	1,360	605	14,982	6.4	9.1
221	Utilities	39	1,360	605	14,982	6.4	9.1
2213	Water, sewage, and other systems	39	1,360	156	2,013	25.0	67.6
22131	Water supply and irrigation systems	23	1,007	116	1,522	19.8	66.2
22132	Sewage treatment facilities	16	353	40	491	40.0	71.9
23	Construction	23	1,270	15,640	147,467	0.1	0.9
238	Specialty trade contractors	18	937	10,429	96,125	0.2	1.0
2382	Building equipment contractors	12	556	3,644	42,318	0.3	1.3
23822	Plumbing and HVAC contractors	4	285	2,022	24,379	0.2	1.2
23829	Other building equipment contractors	7	e	160	3,308	4.4	D
31-33	Manufacturing	333	98,805	9,023	536,955	3.7	18.4
42	Wholesale trade	315	7,367	8,147	115,868	3.9	6.4
423	Durable goods merchant wholesalers	196	i	4,948	72,287	4.0	D
4231	Mtr vehicle and parts and supplies merchant wholesalers	19	385	627	11,560	3.0	3.3
42312	Mtr vehicle supplies and new parts merchant wholesalers	14	e	341	6,687	4.1	D
4233	Lumber and other const material merchant wholesalers	24	425	394	5,044	6.1	8.4
4234	Prof and commercial equip and supp merchant wholesalers	22	865	541	11,256	4.1	7.7
42342	Office equipment merchant wholesalers	14	306	110	2,421	12.7	12.6
42345	Med, dental, and hosp equip and supp merchant wholesalers	2	e	133	3,019	1.5	D
4236	Electrical goods merchant wholesalers	38	1,541	544	7,708	7.0	20.0
42361	Elec appar and equip and wiring supp merchant wholesalers	18	e	295	3,708	6.1	D
42369	Other electronic parts and equip merchant wholesalers	18	1,082	210	3,211	8.6	33.7
4237	Hardware, plumb and heat equip and supp merchant wholesalers	35	281	455	5,176	7.7	5.4
4238	Machinery, equipment, and supplies merchant wholesalers	40	1,007	1,397	16,724	2.9	6.0
42383	Industrial machinery and equipment merchant wholesalers	29	733	714	8,581	4.1	8.5
424	Nondurable goods merchant wholesalers	117	2,203	2,277	38,313	5.1	5.8
4242	Drugs and druggists' sundries merchant wholesalers	3	e	116	4,543	2.6	D
42421	Drugs and druggists' sundries merchant wholesalers	3	e	116	4,543	2.6	D
4244	Grocery and related product merchant wholesalers	10	406	468	11,009	2.1	3.7
42449	Other grocery and related products merchant wholesalers	8	e	240	i	3.3	D
4246	Chemicals and allied products merchant wholesalers	24	254	290	3,506	8.3	7.2
4249	Miscellaneous nondurable goods merchant wholesalers	50	642	644	i	7.8	D
42491	Farm supplies merchant wholesalers	46	e	300	3,164	15.3	D
44-45	Retail trade	530	6,372	23,692	333,172	2.2	1.9
441	Motor vehicle and parts dealers	43	e	3,196	42,332	1.3	D
4413	Automotive parts, accessories, and tire stores	43	e	1,379	11,396	3.1	D
44132	Tire dealers	43	e	450	4,100	9.6	D
444	Building material and garden equipment and supplies dealers	30	449	2,294	31,780	1.3	1.4
4441	Building material and supplies dealers	30	449	1,693	27,205	1.8	1.7
44419	Other building material dealers	15	e	885	9,373	1.7	D
445	Food and beverage stores	70	f	2,551	50,449	2.7	D
4451	Grocery stores	70	f	1,342	43,777	5.2	D
44511	Supermarkets and other grocery (except convenience) stores	62	f	1,086	42,373	5.7	D
446	Health and personal care stores	130	823	1,634	23,326	8.0	3.5
4461	Health and personal care stores	130	823	1,634	23,326	8.0	3.5
44613	Optical goods stores	71	e	213	1,326	33.3	D
447	Gasoline stations	151	g	2,738	22,597	5.5	D
4471	Gasoline stations	151	g	2,738	22,597	5.5	D
44711	Gasoline stations with convenience stores	150	g	2,207	17,251	6.8	D

Table A2.1 Number and Employment of Foreign-Owned Establishments in Each State, by Detailed Industry—Continues

NAICS code	Industry	Foreign-owned establishments		All U.S. establishments		Foreign-owned establishments as a percentage of all U.S. establishments ²	
		Number of establishments	Number of employees	Number of establishments	Number of employees ¹	Number of establishments	Number of employees
448	Clothing and clothing accessories stores	78	901	2,601	28,083	3.0	3.2
4481	Clothing stores	25	410	1,612	21,164	1.6	1.9
4483	Jewelry, luggage, and leather goods stores	34	e	494	3,245	6.9	D
44831	Jewelry stores	31	e	480	3,159	6.5	D
454	Nonstore retailers	7	1,622	1,170	12,977	0.6	12.5
4541	Electronic shopping and mail-order houses	3	g	322	6,285	0.9	D
45411	Electronic shopping and mail-order houses	3	g	322	6,285	0.9	D
48-49	Transportation and warehousing	127	6,368	5,282	118,144	2.4	5.4
484	Truck transportation	26	f	3,552	56,295	0.7	D
4841	General freight trucking	23	546	2,132	39,057	1.1	1.4
48412	General freight trucking, long-distance	12	465	1,567	34,876	0.8	1.3
485	Transit and ground passenger transportation	4	f	249	i	1.6	D
4854	School and employee bus transportation	3	f	92	3,854	3.3	D
48541	School and employee bus transportation	3	f	92	3,854	3.3	D
488	Support activities for transportation	42	1,300	731	10,901	5.7	11.9
4884	Support activities for road transportation	4	e	223	3,121	1.8	D
48849	Other support activities for road transportation	4	e	43	1,704	9.3	D
4885	Freight transportation arrangement	33	627	360	4,966	9.2	12.6
48851	Freight transportation arrangement	33	627	360	4,966	9.2	12.6
492	Couriers and messengers	9	e	256	13,790	3.5	D
4921	Couriers	9	e	161	13,456	5.6	D
49211	Couriers	9	e	161	13,456	5.6	D
493	Warehousing and storage	33	3,125	350	25,087	9.4	12.5
4931	Warehousing and storage	33	3,125	350	25,087	9.4	12.5
49311	General warehousing and storage	25	2,015	272	18,659	9.2	10.8
49312	Refrigerated warehousing and storage	2	f	20	1,408	10.0	D
49319	Other warehousing and storage	6	e	51	4,958	11.8	D
51	Information	92	1,713	2,282	45,786	4.0	3.7
511	Publishing industries (except Internet)	20	g	447	14,847	4.5	D
5111	Newspaper, periodical, book, and directory publishers	17	892	371	12,371	4.6	7.2
51111	Newspaper publishers	4	385	178	8,177	2.2	4.7
51113	Book publishers	1	e	46	1,677	2.2	D
517	Telecommunications	70	f	995	17,838	7.0	D
5172	Wireless telecommunications carriers (except satellite)	62	f	191	2,744	32.5	D
51721	Wireless telecommunications carriers (except satellite)	62	f	191	2,744	32.5	D
52	Finance and insurance	231	2,866	10,453	110,143	2.2	2.6
522	Credit intermediation and related activities	170	1,770	4,933	56,032	3.4	3.2
5221	Depository credit intermediation	126	f	3,175	39,457	4.0	D
52211	Commercial banking	121	f	2,360	29,274	5.1	D
5222	Nondepository credit intermediation	44	f	851	12,600	5.2	D
52229	Other nondepository credit intermediation	44	f	699	j	6.3	D
524	Insurance carriers and related activities	44	958	4,096	45,499	1.1	2.1
5241	Insurance carriers	37	940	666	26,852	5.6	3.5
52411	Direct life, health, and medical insurance carriers	22	317	268	14,643	8.2	2.2
52412	Other direct insurance carriers	13	e	393	j	3.3	D
53	Real estate and rental and leasing	28	348	6,389	34,272	0.4	1.0
532	Rental and leasing services	21	e	1,451	11,752	1.4	D
5324	Commercial and industrial machinery and equipment rental and leasing	20	299	201	1,849	10.0	16.2
53249	Other commercial/industrial machinery and equipment rental and leasing	20	299	125	1,140	16.0	26.2
54	Professional, scientific, and technical services	47	1,860	13,017	96,189	0.4	1.9
541	Professional, scientific, and technical services	47	1,860	13,017	96,189	0.4	1.9
5413	Architectural, engineering, and related services	19	446	1,863	21,049	1.0	2.1
54133	Engineering services	8	276	1,016	14,246	0.8	1.9
5416	Management, scientific, and technical consulting services	11	553	1,885	8,622	0.6	6.4
54161	Management consulting services	6	411	1,484	6,260	0.4	6.6
5417	Scientific research and development services	5	614	159	7,277	3.1	8.4
54171	Research and development in the physical, engineering, and life sciences	5	614	148	7,248	3.4	8.5
55	Management of companies and enterprises	55	4,214	932	45,725	5.9	9.2
551	Management of companies and enterprises	55	4,214	932	45,725	5.9	9.2
5511	Management of companies and enterprises	55	4,214	932	45,725	5.9	9.2
55111	Management of companies and enterprises	55	4,214	932	45,725	5.9	9.2
56	Administrative and support and waste management and remediation service	126	9,736	7,395	174,477	1.7	5.6
561	Administrative and support services	120	i	6,962	166,290	1.7	D
5613	Employment services	29	g	1,005	94,346	2.9	D
56132	Temporary help services	28	g	682	62,338	4.1	D
5614	Business support services	8	2,495	614	10,634	1.3	23.5
56142	Telephone call centers	5	g	73	4,284	6.8	D
5616	Investigation and security services	41	3,208	425	12,442	9.6	25.8
56161	Investigation, guard, and armored car services	32	g	259	10,145	12.4	D
56162	Security systems services	9	f	166	2,297	5.4	D
5617	Services to buildings and dwellings	13	1,079	3,710	30,063	0.4	3.6
56172	Janitorial services	12	g	1,186	16,193	1.0	D
61	Educational services	10	71	1,133	8,277	0.9	0.9
62	Health care and social assistance	605	6,202	14,972	370,093	4.0	1.7
621	Ambulatory health care services	49	g	9,779	116,018	0.5	D
6214	Outpatient care centers	30	f	674	14,501	4.5	D
62149	Other outpatient care centers	30	f	363	8,114	8.3	D
6219	Other ambulatory health care services	9	435	193	5,246	4.7	8.3
62199	All other ambulatory health care services	7	e	110	2,531	6.4	D
623	Nursing and residential care facilities	554	i	1,855	78,386	29.9	D
6231	Nursing care facilities	19	g	470	42,507	4.0	D
62311	Nursing care facilities	19	g	470	42,507	4.0	D
6232	Residential mental retardation/health and substance abuse facility	535	h	1,045	14,123	51.2	D
62321	Residential mental retardation facilities	535	h	908	11,706	58.9	D
71	Arts, entertainment, and recreation	6	28	2,175	35,876	0.3	0.1
72	Accommodation and food services	159	3,855	12,932	254,293	1.2	1.5
722	Food services and drinking places	145	h	11,761	221,408	1.2	D
7223	Special food services	138	3,418	612	8,967	22.5	38.1
72231	Food service contractors	138	3,418	332	5,830	41.6	58.6

Table A2.1 Number and Employment of Foreign-Owned Establishments in Each State, by Detailed Industry—Continues

NAICS code	Industry	Foreign-owned establishments		All U.S. establishments		Foreign-owned establishments as a percentage of all U.S. establishments ²	
		Number of establishments	Number of employees	Number of establishments	Number of employees ¹	Number of establishments	Number of employees
81	Other services (except public administration)	55	980	11,458	75,292	0.5	1.3
811	Repair and maintenance	37	738	4,986	29,915	0.7	2.5
8112	Electronic and precision equipment repair and maintenance	3	270	248	2,245	1.2	12.0
81121	Electronic and precision equipment repair and maintenance	3	270	248	2,245	1.2	12.0
8113	Computer and industrial machinery and equipment (except automotive/electrical) repair and maintenance	10	262	603	5,260	1.7	5.0
81131	Computer and industrial machinery and equipment (except automotive/electrical) repair and maintenance	10	262	603	5,260	1.7	5.0
Iowa							
	All industries	905	43,209	78,209	1,247,584	1.2	3.5
21	Mining	17	b	174	1,874	9.8	D
22	Utilities	9	c	260	7,718	3.5	D
23	Construction	9	344	8,019	70,357	0.1	0.5
31-33	Manufacturing	130	22,883	3,824	224,361	3.4	10.2
42	Wholesale trade	158	3,090	5,017	64,891	3.1	4.8
423	Durable goods merchant wholesalers	74	1,748	2,643	35,140	2.8	5.0
4231	Motor vehicle and parts and supplies merchant wholesalers	8	e	305	5,111	2.6	D
4237	Hardware, plumbing, and heating equipment and supplies merchant wholesalers	17	680	202	2,455	8.4	27.7
42371	Hardware merchant wholesalers	6	e	56	823	10.7	D
42372	Plumbing and heating equipment and supplies merchant wholesalers	10	e	92	1,028	10.9	D
4238	Machinery, equipment, and supplies merchant wholesalers	15	320	968	12,326	1.5	2.6
424	Nondurable goods merchant wholesalers	84	1,342	1,949	27,286	4.3	4.9
4249	Miscellaneous nondurable goods merchant wholesalers	31	754	558	7,416	5.6	10.2
42491	Farm supplies merchant wholesalers	25	f	418	5,371	6.0	D
44-45	Retail trade	182	1,317	13,203	177,156	1.4	0.7
441	Motor vehicle and parts dealers	33	e	1,846	21,717	1.8	D
4413	Automotive parts, accessories, and tire stores	33	e	819	5,925	4.0	D
44132	Tire dealers	33	e	287	2,305	11.5	D
446	Health and personal care stores	78	410	857	9,972	9.1	4.1
4461	Health and personal care stores	78	410	857	9,972	9.1	4.1
44613	Optical goods stores	43	e	133	584	32.3	D
448	Clothing and clothing accessories stores	33	377	1,361	13,035	2.4	2.9
48-49	Transportation and warehousing	28	1,192	3,778	54,447	0.7	2.2
484	Truck transportation	7	f	2,838	36,298	0.2	D
4841	General freight trucking	7	f	1,600	28,822	0.4	D
48412	General freight trucking, long-distance	7	f	1,157	26,553	0.6	D
485	Transit and ground passenger transportation	6	e	113	g	5.3	D
4854	School and employee bus transportation	5	e	19	f	26.3	D
48541	School and employee bus transportation	5	e	19	f	26.3	D
51	Information	36	2,684	1,590	34,397	2.3	7.8
511	Publishing industries (except Internet)	5	g	437	11,130	1.1	D
5111	Newspaper, periodical, book, and directory publishers	3	f	383	10,014	0.8	D
51114	Directory and mailing list publishers	3	f	18	1,272	16.7	D
518	Internet service providers, Web search portals, and data processing	4	g	150	8,066	2.7	D
5182	Data processing, hosting, and related services	4	g	150	8,066	2.7	D
51821	Data processing, hosting, and related services	4	g	150	8,066	2.7	D
52	Finance and insurance	106	5,901	6,261	91,157	1.7	6.5
522	Credit intermediation and related activities	53	1,149	2,571	43,280	2.1	2.7
5221	Depository credit intermediation	35	e	1,875	29,960	1.9	D
52211	Commercial banking	35	e	1,484	25,771	2.4	D
5222	Nondepository credit intermediation	18	f	364	10,841	4.9	D
52222	Sales financing	2	f	60	3,246	3.3	D
523	Securities intermediation and related activities	18	380	864	3,310	2.1	11.5
524	Insurance carriers and related activities	35	4,372	2,825	44,460	1.2	9.8
5241	Insurance carriers	31	h	422	32,158	7.3	D
52411	Direct life, health, and medical insurance carriers	24	4,042	183	21,568	13.1	18.7
53	Real estate and rental and leasing	6	f	2,969	14,667	0.2	D
531	Real estate	3	f	2,335	9,210	0.1	D
5313	Activities related to real estate	3	f	569	3,359	0.5	D
53139	Other activities related to real estate	1	f	82	863	1.2	D
54	Professional, scientific, and technical services	25	483	6,214	42,376	0.4	1.1
541	Professional, scientific, and technical services	25	483	6,214	42,376	0.4	1.1
55	Management of companies and enterprises	19	f	472	16,106	4.0	D
551	Management of companies and enterprises	19	f	472	16,106	4.0	D
5511	Management of companies and enterprises	19	f	472	16,106	4.0	D
55111	Management of companies and enterprises	19	f	472	16,106	4.0	D
56	Administrative and support and waste management and remediation service	47	1,651	3,580	74,772	1.3	2.2
561	Administrative and support services	45	g	3,234	71,220	1.4	D
5613	Employment services	11	f	434	30,920	2.5	D
56132	Temporary help services	11	f	287	22,496	3.8	D
5614	Business support services	6	e	317	14,406	1.9	D
56142	Telephone call centers	2	e	85	9,635	2.4	D
5616	Investigation and security services	12	545	179	3,549	6.7	15.4
56161	Investigation, guard, and armored car services	10	f	129	2,365	7.8	D
61	Educational services	6	b	436	4,636	1.4	D
62	Health care and social assistance	9	200	7,857	198,285	0.1	0.1
71	Arts, entertainment, and recreation	5	a	1,453	21,677	0.3	D
72	Accommodation and food services	82	1,691	7,014	116,838	1.2	1.4
722	Food services and drinking places	73	g	6,255	96,927	1.2	D
7223	Special food services	68	g	275	3,404	24.7	D
72231	Food service contractors	68	g	177	2,777	38.4	D
81	Other services (except public administration)	31	278	6,088	31,869	0.5	0.9

Table A2.1 Number and Employment of Foreign-Owned Establishments in Each State, by Detailed Industry—Continues

NAICS code	Industry	Foreign-owned establishments		All U.S. establishments		Foreign-owned establishments as a percentage of all U.S. establishments ²	
		Number of establishments	Number of employees	Number of establishments	Number of employees ¹	Number of establishments	Number of employees
Kansas							
	All industries	1,001	53,688	72,748	1,135,832	1.4	4.7
21	Mining	10	531	810	11,521	1.2	4.6
213	Support activities for mining	3	e	412	6,833	0.7	D
2131	Support activities for mining	3	e	412	6,833	0.7	D
21311	Support activities for mining	3	e	412	6,833	0.7	D
22	Utilities	4	b	230	9,158	1.7	D
23	Construction	32	1,120	7,159	67,769	0.4	1.7
237	Heavy and civil engineering construction	24	f	481	10,770	5.0	D
2373	Highway, street, and bridge construction	24	f	227	5,732	10.6	D
23731	Highway, street, and bridge construction	24	f	227	5,732	10.6	D
31-33	Manufacturing	93	32,807	3,183	178,245	2.9	18.4
42	Wholesale trade	121	2,652	4,544	57,551	2.7	4.6
423	Durable goods merchant wholesalers	76	1,803	2,424	32,331	3.1	5.6
4234	Professional and commercial equipment and supplies merchant wholesalers	19	363	330	4,872	5.8	7.5
42342	Office equipment merchant wholesalers	15	313	88	1,832	17.0	17.1
4236	Electrical goods merchant wholesalers	16	470	246	4,160	6.5	11.3
42369	Other electronic parts and equipment merchant wholesalers	9	282	92	2,365	9.8	11.9
4238	Machinery, equipment, and supplies merchant wholesalers	13	480	853	10,668	1.5	4.5
42383	Industrial machinery and equipment merchant wholesalers	8	433	357	3,802	2.2	11.4
424	Nondurable goods merchant wholesalers	44	f	1,599	22,051	2.8	D
4244	Grocery and related products merchant wholesalers	11	334	210	6,656	5.2	5.0
42449	Other grocery and related products merchant wholesalers	9	e	107	g	8.4	D
44-45	Retail trade	149	1,227	11,463	149,672	1.3	0.8
441	Motor vehicle and parts dealers	31	e	1,542	18,661	2.0	D
4413	Automotive parts, accessories, and tire stores	31	e	752	5,178	4.1	D
44132	Tire dealers	31	e	262	1,901	11.8	D
446	Health and personal care stores	54	328	835	8,741	6.5	3.8
4461	Health and personal care stores	54	328	835	8,741	6.5	3.8
448	Clothing and clothing accessories stores	21	262	1,186	12,203	1.8	2.1
48-49	Transportation and warehousing	57	2,140	2,656	46,861	2.1	4.6
484	Truck transportation	8	318	1,760	19,392	0.5	1.6
4841	General freight trucking	4	e	857	11,821	0.5	D
485	Transit and ground passenger transportation	22	g	143	7,116	15.4	D
4854	School and employee bus transportation	21	g	47	5,803	44.7	D
48541	School and employee bus transportation	21	g	47	5,803	44.7	D
51	Information	42	1,314	1,502	52,737	2.8	2.5
511	Publishing industries (except Internet)	8	822	359	9,902	2.2	8.3
5111	Newspaper, periodical, book, and directory publishers	6	f	302	8,696	2.0	D
51112	Periodical publishers	1	e	71	1,709	1.4	D
517	Telecommunications	33	e	665	33,823	5.0	D
5172	Wireless telecommunications carriers (except satellite)	32	e	165	19,001	19.4	D
51721	Wireless telecommunications carriers (except satellite)	32	e	165	19,001	19.4	D
52	Finance and insurance	102	3,363	6,065	61,657	1.7	5.5
522	Credit intermediation and related activities	45	774	2,551	30,755	1.8	2.5
5222	Nondepository credit intermediation	20	f	420	5,432	4.8	D
52222	Sales financing	3	e	74	1,150	4.1	D
524	Insurance carriers and related activities	44	2,398	2,558	25,968	1.7	9.2
5241	Insurance carriers	38	2,294	384	15,172	9.9	15.1
52411	Direct life, health, and medical insurance carriers	15	598	157	7,182	9.6	8.3
52412	Other direct insurance carriers	17	g	215	i	7.9	D
52413	Reinsurance carriers	6	f	12	f	50.0	D
53	Real estate and rental and leasing	4	a	3,314	15,160	0.1	D
54	Professional, scientific, and technical services	22	946	7,078	56,302	0.3	1.7
541	Professional, scientific, and technical services	22	946	7,078	56,302	0.3	1.7
5415	Computer systems design and related services	6	276	821	8,234	0.7	3.4
54151	Computer systems design and related services	6	276	821	8,234	0.7	3.4
5417	Scientific research and development services	4	e	86	1,836	4.7	D
54171	Research and development in the physical, engineering, and life sciences	4	e	76	1,796	5.3	D
55	Management of companies and enterprises	21	2,069	578	17,979	3.6	11.5
551	Management of companies and enterprises	21	2,069	578	17,979	3.6	11.5
5511	Management of companies and enterprises	21	2,069	578	17,979	3.6	11.5
55111	Management of companies and enterprises	21	2,069	578	17,979	3.6	11.5
56	Administrative and support and waste management and remediation service	50	1,425	3,542	76,698	1.4	1.9
561	Administrative and support services	49	g	3,305	71,301	1.5	D
5613	Employment services	18	f	434	35,910	4.1	D
56132	Temporary help services	18	f	293	26,475	6.1	D
5616	Investigation and security services	7	655	207	4,190	3.4	15.6
56161	Investigation, guard, and armored car services	6	f	122	3,263	4.9	D
61	Educational services	6	a	451	3,891	1.3	D
62	Health care and social assistance	182	1,882	7,695	178,528	2.4	1.1
621	Ambulatory health care services	23	e	4,730	54,414	0.5	D
623	Nursing and residential care facilities	153	g	1,014	39,870	15.1	D
6232	Residential mental retardation/health and substance abuse facility	128	f	403	6,270	31.8	D
62321	Residential mental retardation facilities	128	f	355	5,197	36.1	D
624	Social assistance	6	e	1,797	27,541	0.3	D
71	Arts, entertainment, and recreation	2	b	1,114	15,643	0.2	D
72	Accommodation and food services	81	1,821	5,866	104,795	1.4	1.7
722	Food services and drinking places	75	g	5,201	92,897	1.4	D
7223	Special food services	70	1,545	266	4,171	26.3	37.0
72231	Food service contractors	70	1,545	185	3,505	37.8	44.1
81	Other services (except public administration)	23	243	5,498	31,665	0.4	0.8

Table A2.1 Number and Employment of Foreign-Owned Establishments in Each State, by Detailed Industry—Continues

NAICS code	Industry	Foreign-owned establishments		All U.S. establishments		Foreign-owned establishments as a percentage of all U.S. establishments ²	
		Number of establishments	Number of employees	Number of establishments	Number of employees ¹	Number of establishments	Number of employees
Kentucky							
	All industries	1,851	95,322	88,547	1,480,061	2.1	6.4
21	Mining	23	e	631	21,237	3.6	D
212	Mining, except oil and gas.....	22	346	355	16,947	6.2	2.0
2123	Nonmetallic mineral mining and quarrying.....	22	346	96	2,073	22.9	16.7
21231	Stone mining and quarrying.....	22	346	79	1,807	27.8	19.1
22	Utilities	106	h	329	8,282	32.2	D
221	Utilities	106	h	329	8,282	32.2	D
2211	Electric power generation, transmission, and distribution	97	h	227	7,137	42.7	D
22111	Electric power generation	19	g	40	2,251	47.5	D
22112	Electric power transmission, control, and distribution	78	g	187	4,886	41.7	D
23	Construction	10	c	8,615	83,154	0.1	D
31-33	Manufacturing	253	59,665	4,178	247,521	6.1	24.1
42	Wholesale trade	212	6,163	4,485	70,882	4.7	8.7
423	Durable goods merchant wholesalers.....	152	4,844	2,748	42,283	5.5	11.5
4231	Motor vehicle and parts and supplies merchant wholesalers	16	g	336	i	4.8	D
42311	Automobile and other motor vehicle merchant wholesalers.....	4	g	87	h	4.6	D
42312	Motor vehicle supplies and new parts merchant wholesalers.....	9	570	187	3,369	4.8	16.9
4235	Metal and mineral (except petrol) merchant wholesalers.....	7	e	149	2,826	4.7	D
42351	Metal service centers and other metal merchant wholesalers.....	6	e	120	2,547	5.0	D
4236	Electrical goods merchant wholesalers.....	18	388	244	2,999	7.4	12.9
4237	Hardware, plumbing, and heating equipment and supplies merchant wholesalers.....	27	e	210	h	12.9	D
4238	Machinery, equipment, and supplies merchant wholesalers.....	37	863	891	11,892	4.2	7.3
42383	Industrial machinery and equipment merchant wholesalers.....	32	f	389	4,813	8.2	D
4239	Miscellaneous durable goods merchant wholesalers.....	12	436	303	h	4.0	D
42393	Recyclable material merchant wholesalers.....	10	e	131	g	7.6	D
424	Nondurable goods merchant wholesalers.....	59	g	1,313	25,489	4.5	D
4242	Drugs and druggists' sundries merchant wholesalers.....	4	404	101	1,998	4.0	20.2
42421	Drugs and druggists' sundries merchant wholesalers.....	4	404	101	1,998	4.0	20.2
4246	Chemicals and allied products merchant wholesalers.....	10	336	147	1,719	6.8	19.5
42469	Other chemicals and allied products merchant wholesalers.....	9	e	118	1,512	7.6	D
44-45	Retail trade.....	280	2,806	16,404	214,782	1.7	1.3
444	Building material and garden equipment and supplies dealers	24	264	1,571	20,511	1.5	1.3
4441	Building material and supplies dealers	24	264	1,137	16,911	2.1	1.6
445	Food and beverage stores	26	484	1,704	33,299	1.5	1.5
4451	Grocery stores.....	26	484	1,128	29,940	2.3	1.6
44511	Supermarkets and other grocery (except convenience) stores	23	e	909	29,067	2.5	D
446	Health and personal care stores	72	493	1,291	15,182	5.6	3.2
4461	Health and personal care stores	72	493	1,291	15,182	5.6	3.2
44613	Optical goods stores	28	e	109	751	25.7	D
447	Gasoline stations	68	f	2,258	18,171	3.0	D
4471	Gasoline stations	68	f	2,258	18,171	3.0	D
44711	Gasoline stations with convenience stores	67	f	1,908	15,057	3.5	D
448	Clothing and clothing accessories stores.....	54	626	1,747	17,512	3.1	3.6
4483	Jewelry, luggage, and leather goods stores.....	31	e	335	1,893	9.3	D
44831	Jewelry stores.....	31	e	327	1,828	9.5	D
48-49	Transportation and warehousing	82	2,653	3,176	78,936	2.6	3.4
484	Truck transportation	16	g	2,033	24,966	0.8	D
4841	General freight trucking.....	6	f	988	15,708	0.6	D
48412	General freight trucking, long-distance	6	f	576	13,315	1.0	D
4842	Specialized freight trucking.....	10	320	1,045	9,258	1.0	3.5
48423	Specialized freight (except used goods) trucking, long-distance	9	e	161	2,759	5.6	D
488	Support activities for transportation	38	545	463	7,960	8.2	6.8
4885	Freight transportation arrangement	33	428	249	3,727	13.3	11.5
48851	Freight transportation arrangement	33	428	249	3,727	13.3	11.5
493	Warehousing and storage	21	f	211	14,749	10.0	D
4931	Warehousing and storage	21	f	211	14,749	10.0	D
49311	General warehousing and storage.....	17	663	169	13,272	10.1	5.0
51	Information	42	553	1,594	33,996	2.6	1.6
517	Telecommunications.....	33	e	661	12,130	5.0	D
5172	Wireless telecommunications carriers (except satellite)	31	e	181	2,281	17.1	D
51721	Wireless telecommunications carriers (except satellite)	31	e	181	2,281	17.1	D
52	Finance and insurance.....	96	1,358	6,594	66,825	1.5	2.0
522	Credit intermediation and related activities	27	643	3,577	40,995	0.8	1.6
5223	Activities related to credit intermediation	3	f	652	8,810	0.5	D
52232	Financial transactions processing, reserve, and clearinghouse activities.....	1	e	34	6,705	2.9	D
523	Securities intermediation and related activities.....	11	325	660	3,410	1.7	9.5
524	Insurance carriers and related activities	58	390	2,356	22,411	2.5	1.7
5241	Insurance carriers	50	350	377	10,716	13.3	3.3
52411	Direct life, health, and medical insurance carriers	42	e	175	8,671	24.0	D
53	Real estate and rental and leasing	17	461	3,898	20,146	0.4	2.3
531	Real estate.....	6	283	2,942	11,947	0.2	2.4
5313	Activities related to real estate	3	e	680	4,189	0.4	D
54	Professional, scientific, and technical services	40	1,933	8,114	61,944	0.5	3.1
541	Professional, scientific, and technical services	40	1,933	8,114	61,944	0.5	3.1
5413	Architectural, engineering, and related services	15	684	1,072	11,185	1.4	6.1
54133	Engineering services	8	f	547	7,843	1.5	D
5417	Scientific research and development services.....	2	f	84	1,844	2.4	D
54171	Research and development in the physical, engineering, and life sciences	2	f	79	1,774	2.5	D
55	Management of companies and enterprises.....	50	1,725	676	25,180	7.4	6.9
551	Management of companies and enterprises.....	50	1,725	676	25,180	7.4	6.9
5511	Management of companies and enterprises.....	50	1,725	676	25,180	7.4	6.9
55111	Management of companies and enterprises.....	50	1,725	676	25,180	7.4	6.9

Table A2.1 Number and Employment of Foreign-Owned Establishments in Each State, by Detailed Industry—Continues

NAICS code	Industry	Foreign-owned establishments		All U.S. establishments		Foreign-owned establishments as a percentage of all U.S. establishments ²	
		Number of establishments	Number of employees	Number of establishments	Number of employees ¹	Number of establishments	Number of employees
56	Administrative and support and waste management and remediation service	86	5,278	3,900	96,386	2.2	5.5
561	Administrative and support services	81	5,071	3,616	91,802	2.2	5.5
5613	Employment services	26	h	547	47,364	4.8	D
56132	Temporary help services	26	h	419	42,400	6.2	D
5616	Investigation and security services	19	1,195	251	6,738	7.6	17.7
56161	Investigation, guard, and armored car services	17	g	146	5,679	11.6	D
5617	Services to buildings and dwellings	7	e	1,801	20,406	0.4	D
56172	Janitorial services	7	e	615	12,852	1.1	D
61	Educational services	4	a	553	4,445	0.7	D
62	Health care and social assistance	388	5,088	10,600	235,282	3.7	2.2
621	Ambulatory health care services	25	f	7,135	72,811	0.4	D
6214	Outpatient care centers	16	e	511	9,665	3.1	D
62149	Other outpatient care centers	16	e	236	4,534	6.8	D
623	Nursing and residential care facilities	354	h	1,055	44,628	33.6	D
6231	Nursing care facilities	22	g	287	27,872	7.7	D
62311	Nursing care facilities	22	g	287	27,872	7.7	D
6232	Residential mental retardation/health and substance abuse facility	332	g	523	7,011	63.5	D
62321	Residential mental retardation facilities	330	g	457	5,929	72.2	D
71	Arts, entertainment, and recreation	8	e	1,341	18,556	0.6	D
72	Accommodation and food services	110	2,500	7,309	151,551	1.5	1.6
722	Food services and drinking places	101	g	6,496	136,285	1.6	D
7223	Special food services	97	2,243	314	5,648	30.9	39.7
72231	Food service contractors	97	2,243	208	4,564	46.6	49.1
81	Other services (except public administration)	44	413	6,150	40,956	0.7	1.0
811	Repair and maintenance	34	e	2,755	17,582	1.2	D
Louisiana							
	All industries	1,522	44,823	98,974	1,583,602	1.5	2.8
21	Mining	61	6,926	1,353	66,162	4.5	10.5
211	Oil and gas extraction	31	2,668	405	13,122	7.7	20.3
2111	Oil and gas extraction	31	2,668	405	13,122	7.7	20.3
21111	Oil and gas extraction	31	2,668	405	13,122	7.7	20.3
213	Support activities for mining	27	h	895	51,706	3.0	D
2131	Support activities for mining	27	h	895	51,706	3.0	D
21311	Support activities for mining	27	h	895	51,706	3.0	D
22	Utilities	9	c	532	10,857	1.7	D
23	Construction	12	910	8,564	135,781	0.1	0.7
237	Heavy and civil engineering construction	3	e	771	48,715	0.4	D
2379	Other heavy construction	1	e	80	2,747	1.3	D
23799	Other heavy construction	1	e	80	2,747	1.3	D
238	Specialty trade contractors	9	e	5,338	67,682	0.2	D
2382	Building equipment contractors	6	277	2,640	35,833	0.2	0.8
31-33	Manufacturing	86	12,206	3,450	147,869	2.5	8.3
42	Wholesale trade	225	4,053	5,614	75,568	4.0	5.4
423	Durable goods merchant wholesalers	155	h	3,573	44,288	4.3	D
4234	Professional and commercial equipment and supplies merchant wholesalers	26	265	408	4,469	6.4	5.9
4235	Metal and mineral (except petrol) merchant wholesalers	9	492	180	h	5.0	D
42351	Metal service centers and other metal merchant wholesalers	9	492	177	2,730	5.1	18.0
4236	Electrical goods merchant wholesalers	18	375	338	3,417	5.3	11.0
42361	Electrical apparatus and equipment and wiring supplies merchant wholesalers	15	e	194	2,216	7.7	D
4238	Machinery, equipment, and supplies merchant wholesalers	38	953	1,334	18,788	2.8	5.1
42383	Industrial machinery and equipment merchant wholesalers	20	731	769	10,542	2.6	6.9
424	Nondurable goods merchant wholesalers	69	1,196	1,670	29,078	4.1	4.1
4245	Farm products raw materials merchant wholesalers	15	e	71	1,238	21.1	D
42451	Grain and field bean merchant wholesalers	15	e	51	1,163	29.4	D
4246	Chemicals and allied products merchant wholesalers	24	309	249	2,709	9.6	11.4
42469	Other chemicals and allied products merchant wholesalers	24	309	220	2,484	10.9	12.4
44-45	Retail trade	429	3,177	17,135	231,365	2.5	1.4
441	Motor vehicle and parts dealers	45	e	1,998	30,846	2.3	D
4413	Automotive parts, accessories, and tire stores	45	e	1,072	8,347	4.2	D
44132	Tire dealers	45	e	356	2,817	12.6	D
446	Health and personal care stores	82	397	1,528	16,659	5.4	2.4
4461	Health and personal care stores	82	397	1,528	16,659	5.4	2.4
447	Gasoline stations	199	g	2,347	19,463	8.5	D
4471	Gasoline stations	199	g	2,347	19,463	8.5	D
44711	Gasoline stations with convenience stores	198	g	2,051	14,985	9.7	D
448	Clothing and clothing accessories stores	51	581	2,451	22,636	2.1	2.6
48-49	Transportation and warehousing	101	2,512	3,805	72,064	2.7	3.5
485	Transit and ground passenger transportation	6	e	155	3,499	3.9	D
4854	School and employee bus transportation	5	e	21	g	23.8	D
48541	School and employee bus transportation	5	e	21	g	23.8	D
486	Pipeline transportation	32	394	214	2,454	15.0	16.1
488	Support activities for transportation	34	815	861	15,007	3.9	5.4
4883	Support activities for water transportation	10	626	311	8,448	3.2	7.4
493	Warehousing and storage	16	553	200	6,300	8.0	8.8
4931	Warehousing and storage	16	553	200	6,300	8.0	8.8
49311	General warehousing and storage	11	e	121	4,894	9.1	D
51	Information	39	e	1,455	30,537	2.7	D
517	Telecommunications	35	e	716	17,171	4.9	D
5172	Wireless telecommunications carriers (except satellite)	34	e	232	4,857	14.7	D
51721	Wireless telecommunications carriers (except satellite)	34	e	232	4,857	14.7	D
52	Finance and insurance	62	539	7,825	64,290	0.8	0.8
524	Insurance carriers and related activities	36	338	2,718	23,755	1.3	1.4
5241	Insurance carriers	26	278	471	11,023	5.5	2.5

Table A2.1 Number and Employment of Foreign-Owned Establishments in Each State, by Detailed Industry—Continues

NAICS code	Industry	Foreign-owned establishments		All U.S. establishments		Foreign-owned establishments as a percentage of all U.S. establishments ²	
		Number of establishments	Number of employees	Number of establishments	Number of employees ¹	Number of establishments	Number of employees
53	Real estate and rental and leasing	28	g	4,625	30,922	0.6	D
532	Rental and leasing services	25	1,373	1,428	17,086	1.8	8.0
5324	Commercial and industrial machinery and equipment rental and leasing	25	1,373	596	10,264	4.2	13.4
53241	Construction/transportation/mining/forestry machinery and equipment rental and leasing	17	f	390	7,162	4.4	D
53249	Other commercial/industrial machinery and equipment rental and leasing	8	f	197	3,086	4.1	D
54	Professional, scientific, and technical services	44	1,399	11,190	85,415	0.4	1.6
541	Professional, scientific, and technical services	44	1,399	11,190	85,415	0.4	1.6
5413	Architectural, engineering, and related services	25	1,096	1,720	27,672	1.5	4.0
54137	Surveying and mapping (except geophysical) services	2	e	149	2,286	1.3	D
54138	Testing laboratories	18	526	193	3,424	9.3	15.4
55	Management of companies and enterprises	23	g	563	15,610	4.1	D
551	Management of companies and enterprises	23	g	563	15,610	4.1	D
5511	Management of companies and enterprises	23	g	563	15,610	4.1	D
55111	Management of companies and enterprises	23	g	563	15,610	4.1	D
56	Administrative and support and waste management and remediation service	98	4,378	4,536	109,021	2.2	4.0
561	Administrative and support services	77	3,896	4,149	99,690	1.9	3.9
5613	Employment services	7	e	614	47,282	1.1	D
56132	Temporary help services	7	e	418	34,276	1.7	D
5614	Business support services	3	270	452	8,770	0.7	3.1
56142	Telephone call centers	1	e	57	5,097	1.8	D
5616	Investigation and security services	28	1,923	413	13,022	6.8	14.8
56161	Investigation, guard, and armored car services	22	g	221	11,058	10.0	D
56162	Security systems services	6	e	192	1,964	3.1	D
5617	Services to buildings and dwellings	10	1,157	1,750	16,834	0.6	6.9
56172	Janitorial services	9	g	553	9,693	1.6	D
562	Waste management and remediation services	21	482	387	9,331	5.4	5.2
5621	Waste collection	10	e	162	4,173	6.2	D
56211	Waste collection	10	e	162	4,173	6.2	D
61	Educational services	5	a	620	4,789	0.8	D
62	Health care and social assistance	167	1,753	11,545	256,079	1.4	0.7
621	Ambulatory health care services	70	g	7,968	80,646	0.9	D
6214	Outpatient care centers	52	f	433	6,200	12.0	D
62149	Other outpatient care centers	52	f	321	4,659	16.2	D
6219	Other ambulatory health care services	11	366	134	5,105	8.2	7.2
623	Nursing and residential care facilities	91	e	886	42,095	10.3	D
6232	Residential mental retardation/health and substance abuse facility	91	e	407	7,394	22.4	D
62321	Residential mental retardation facilities	91	e	352	5,966	25.9	D
71	Arts, entertainment, and recreation	5	b	1,356	24,761	0.4	D
72	Accommodation and food services	85	3,337	8,169	180,289	1.0	1.9
721	Accommodation	14	e	856	37,434	1.6	D
7211	Traveler accommodation	14	e	771	37,089	1.8	D
72111	Hotels (except casino hotels) and motels	14	e	716	19,917	2.0	D
722	Food services and drinking places	71	h	7,313	142,855	1.0	D
7222	Limited-service eating places	9	e	3,602	67,832	0.2	D
72221	Limited-service eating places	9	e	3,602	67,832	0.2	D
7223	Special food services	62	h	392	8,909	15.8	D
72231	Food service contractors	62	h	240	7,074	25.8	D
81	Other services (except public administration)	43	557	6,637	42,223	0.6	1.3
811	Repair and maintenance	34	400	3,215	20,353	1.1	2.0
Maine							
21	All industries	568	25,026	39,775	485,514	1.4	5.2
22	Mining	2	a	25	145	8.0	D
221	Utilities	5	270	84	2,513	6.0	10.7
2211	Utilities	5	270	84	2,513	6.0	10.7
22112	Electric power generation, transmission, and distribution	5	270	60	2,333	8.3	11.6
22112	Electric power transmission, control, and distribution	3	e	40	g	7.5	D
23	Construction	4	b	4,942	29,908	0.1	D
31-33	Manufacturing	51	6,165	1,825	59,620	2.8	10.3
42	Wholesale trade	54	1,512	1,629	18,734	3.3	8.1
423	Durable goods merchant wholesalers	28	441	909	9,917	3.1	4.4
424	Nondurable goods merchant wholesalers	26	1,071	586	8,207	4.4	13.0
4244	Grocery and related products merchant wholesalers	10	f	296	3,983	3.4	D
42441	General line grocery merchant wholesalers	2	e	8	1,379	25.0	D
44-45	Retail trade	209	8,296	6,911	83,279	3.0	10.0
445	Food and beverage stores	55	i	801	17,274	6.9	D
4451	Grocery stores	52	i	641	16,489	8.1	D
44511	Supermarkets and other grocery (except convenience) stores	52	i	362	14,706	14.4	D
447	Gasoline stations	84	f	916	7,700	9.2	D
4471	Gasoline stations	84	f	916	7,700	9.2	D
44711	Gasoline stations with convenience stores	74	f	762	6,479	9.7	D
48-49	Transportation and warehousing	16	819	1,251	15,211	1.3	5.4
485	Transit and ground passenger transportation	5	e	84	1,484	6.0	D
4854	School and employee bus transportation	5	e	22	736	22.7	D
48541	School and employee bus transportation	5	e	22	736	22.7	D
493	Warehousing and storage	1	e	49	3,653	2.0	D
4931	Warehousing and storage	1	e	49	3,653	2.0	D
49311	General warehousing and storage	1	e	39	3,536	2.6	D
51	Information	10	c	777	13,520	1.3	D
52	Finance and insurance	99	3,583	2,031	26,977	4.9	13.3
522	Credit intermediation and related activities	67	h	1,004	14,273	6.7	D
5221	Depository credit intermediation	61	h	735	10,321	8.3	D
52211	Commercial banking	60	h	343	5,429	17.5	D
523	Securities intermediation and related activities	16	e	289	1,633	5.5	D
5231	Securities and commodity contracts intermediation and brokerage	15	e	145	749	10.3	D
52312	Securities brokerage	15	e	135	723	11.1	D
524	Insurance carriers and related activities	16	654	738	11,071	2.2	5.9
5241	Insurance carriers	9	f	138	7,219	6.5	D
52411	Direct life, health, and medical insurance carriers	7	375	60	5,647	11.7	6.6

Table A2.1 Number and Employment of Foreign-Owned Establishments in Each State, by Detailed Industry—Continues

NAICS code	Industry	Foreign-owned establishments		All U.S. establishments		Foreign-owned establishments as a percentage of all U.S. establishments ²	
		Number of establishments	Number of employees	Number of establishments	Number of employees ¹	Number of establishments	Number of employees
53	Real estate and rental and leasing	3	b	1,771	6,942	0.2	D
54	Professional, scientific, and technical services	22	552	3,484	22,242	0.6	2.5
541	Professional, scientific, and technical services	22	552	3,484	22,242	0.6	2.5
55	Management of companies and enterprises	14	g	214	i	6.5	D
551	Management of companies and enterprises	14	g	214	i	6.5	D
5511	Management of companies and enterprises	14	g	214	i	6.5	D
55111	Management of companies and enterprises	14	g	214	i	6.5	D
56	Administrative and support and waste management and remediation service	13	1,133	1,923	22,269	0.7	5.1
561	Administrative and support services	13	1,133	1,717	20,261	0.8	5.6
5613	Employment services	5	e	148	6,397	3.4	D
56132	Temporary help services	5	e	88	4,472	5.7	D
5616	Investigation and security services	4	e	75	1,819	5.3	D
56161	Investigation, guard, and armored car services	3	e	35	1,507	8.6	D
61	Educational services	4	a	361	2,449	1.1	D
62	Health care and social assistance	6	c	4,875	104,151	0.1	D
71	Arts, entertainment, and recreation	1	a	894	7,792	0.1	D
72	Accommodation and food services	48	1,150	3,938	49,363	1.2	2.3
722	Food services and drinking places	45	g	2,960	39,919	1.5	D
7223	Special food services	40	1,030	152	1,951	26.3	52.8
72231	Food service contractors	40	1,030	76	1,566	52.6	65.8
81	Other services (except public administration)	7	29	2,840	13,297	0.2	0.2
Maryland							
	All industries	2,686	101,127	135,653	2,155,970	2.0	4.7
21	Mining	12	e	82	1,609	14.6	D
212	Mining, except oil and gas	11	279	63	1,289	17.5	21.6
2123	Nonmetallic mineral mining and quarrying	11	279	50	1,003	22.0	27.8
21231	Stone mining and quarrying	10	e	29	669	34.5	D
22	Utilities	8	b	115	10,058	7.0	D
23	Construction	30	2,752	15,618	191,293	0.2	1.4
237	Heavy and civil engineering construction	6	e	851	18,302	0.7	D
2371	Utility system construction	2	e	334	8,218	0.6	D
23711	Water and sewer system construction	2	e	166	4,183	1.2	D
238	Specialty trade contractors	21	2,189	9,917	135,499	0.2	1.6
2382	Building equipment contractors	17	2,026	3,828	59,836	0.4	3.4
23821	Electrical contractors	5	f	1,698	24,960	0.3	D
23822	Plumbing and HVAC contractors	3	e	1,975	30,770	0.2	D
23829	Other building equipment contractors	9	950	154	4,106	5.8	23.1
31-33	Manufacturing	120	17,663	3,679	127,796	3.3	13.8
42	Wholesale trade	237	7,235	5,997	99,648	4.0	7.3
423	Durable goods merchant wholesalers	188	4,568	3,655	58,359	5.1	7.8
4231	Motor vehicle and parts and supplies merchant wholesalers	15	573	404	5,799	3.7	9.9
4233	Lumber and other construction material merchant wholesalers	13	310	344	6,091	3.8	5.1
4234	Professional and commercial equipment and supplies merchant wholesalers	29	1,099	649	j	4.5	D
42342	Office equipment merchant wholesalers	17	569	117	2,325	14.5	24.5
42349	Other professional equipment and supplies merchant wholesalers	2	e	48	f	4.2	D
4235	Metal and mineral (except petrol) merchant wholesalers	6	307	130	2,284	4.6	13.4
4236	Electrical goods merchant wholesalers	39	601	438	7,018	8.9	8.6
42369	Other electronic parts and equipment merchant wholesalers	14	312	217	h	6.5	D
4237	Hardware, plumbing, and heating equipment and supplies merchant wholesalers	52	768	412	4,990	12.6	15.4
42372	Plumbing and heating equipment and supplies merchant wholesalers	26	f	154	2,479	16.9	D
4238	Machinery, equipment, and supplies merchant wholesalers	28	517	657	8,884	4.3	5.8
42383	Industrial machinery and equipment merchant wholesalers	15	330	310	3,759	4.8	8.8
4239	Miscellaneous durable goods merchant wholesalers	4	e	387	h	1.0	D
42399	Other miscellaneous durable goods merchant wholesalers	1	e	154	g	0.6	D
424	Nondurable goods merchant wholesalers	47	h	1,686	36,682	2.8	D
4242	Drugs and druggists' sundries merchant wholesalers	6	f	133	3,459	4.5	D
42421	Drugs and druggists' sundries merchant wholesalers	6	f	133	3,459	4.5	D
4244	Grocery and related products merchant wholesalers	21	1,390	519	17,305	4.0	8.0
42441	General line grocery merchant wholesalers	2	f	59	3,451	3.4	D
42449	Other grocery and related products merchant wholesalers	11	434	199	i	5.5	D
44-45	Retail trade	778	26,305	19,601	294,806	4.0	8.9
441	Motor vehicle and parts dealers	78	1,227	1,771	39,773	4.4	3.1
4411	Automobile dealers	2	e	690	28,407	0.3	D
44111	New car dealers	2	e	404	26,204	0.5	D
4413	Automotive parts, accessories, and tire stores	76	f	787	8,292	9.7	D
44132	Tire dealers	76	f	298	3,201	25.5	D
442	Furniture and home furnishings stores	8	803	1,195	10,974	0.7	7.3
4421	Furniture stores	2	f	522	5,477	0.4	D
44211	Furniture stores	2	f	522	5,477	0.4	D
444	Building material and garden equipment and supplies dealers	51	910	1,267	24,335	4.0	3.7
4441	Building material and supplies dealers	51	910	1,011	21,275	5.0	4.3
44419	Other building material dealers	47	f	552	7,143	8.5	D
445	Food and beverage stores	261	18,486	3,356	57,680	7.8	32.0
4451	Grocery stores	255	j	1,727	49,266	14.8	D
44511	Supermarkets and other grocery (except convenience) stores	241	18,289	1,117	44,904	21.6	40.7
446	Health and personal care stores	190	1,778	1,712	19,064	11.1	9.3
4461	Health and personal care stores	190	1,778	1,712	19,064	11.1	9.3
44611	Pharmacies and drug stores	25	f	722	13,634	3.5	D
44613	Optical goods stores	90	f	324	1,934	27.8	D
448	Clothing and clothing accessories stores	130	1,682	2,988	35,385	4.4	4.8
4481	Clothing stores	41	752	1,875	26,492	2.2	2.8
44812	Women's clothing stores	24	e	672	7,754	3.6	D
44814	Family clothing stores	13	286	499	12,348	2.6	2.3
4482	Shoe stores	33	301	611	5,393	5.4	5.6
44821	Shoe stores	33	301	611	5,393	5.4	5.6
4483	Jewelry, luggage, and leather goods stores	56	629	502	3,500	11.2	18.0
44831	Jewelry stores	51	f	485	3,362	10.5	D

Table A2.1 Number and Employment of Foreign-Owned Establishments in Each State, by Detailed Industry—Continues

NAICS code	Industry	Foreign-owned establishments		All U.S. establishments		Foreign-owned establishments as a percentage of all U.S. establishments ²	
		Number of establishments	Number of employees	Number of establishments	Number of employees ¹	Number of establishments	Number of employees
454	Nonstore retailers.....	10	984	1,014	10,821	1.0	9.1
4541	Electronic shopping and mail-order houses.....	2	f	367	4,029	0.5	D
45411	Electronic shopping and mail-order houses.....	2	f	367	4,029	0.5	D
48-49	Transportation and warehousing.....	93	7,055	3,704	67,301	2.5	10.5
484	Truck transportation.....	6	493	1,681	18,918	0.4	2.6
4841	General freight trucking.....	4	e	806	10,771	0.5	D
48411	General freight trucking, local.....	1	e	480	3,780	0.2	D
485	Transit and ground passenger transportation.....	11	1,748	697	10,456	1.6	16.7
4851	Urban transit systems.....	8	g	35	1,999	22.9	D
48511	Urban transit systems.....	8	g	35	1,999	22.9	D
4854	School and employee bus transportation.....	3	e	400	4,593	0.8	D
48541	School and employee bus transportation.....	3	e	400	4,593	0.8	D
488	Support activities for transportation.....	32	1,132	689	8,306	4.6	13.6
4881	Support activities for air transportation.....	4	e	52	g	7.7	D
48811	Airport operations.....	4	e	18	f	22.2	D
4883	Support activities for water transportation.....	2	e	47	g	4.3	D
48832	Marine cargo handling.....	1	e	12	g	8.3	D
4885	Freight transportation arrangement.....	24	295	309	3,286	7.8	9.0
48851	Freight transportation arrangement.....	24	295	309	3,286	7.8	9.0
493	Warehousing and storage.....	28	3,260	246	12,750	11.4	25.6
4931	Warehousing and storage.....	28	3,260	246	12,750	11.4	25.6
49311	General warehousing and storage.....	18	2,069	181	9,587	9.9	21.6
49319	Other warehousing and storage.....	9	g	39	g	23.1	D
51	Information.....	123	4,258	2,571	63,081	4.8	6.8
511	Publishing industries (except Internet).....	18	992	541	15,239	3.3	6.5
5111	Newspaper, periodical, book, and directory publishers.....	12	819	376	10,823	3.2	7.6
51113	Book publishers.....	2	e	63	1,874	3.2	D
51114	Directory and mailing list publishers.....	6	e	29	f	20.7	D
517	Telecommunications.....	97	3,017	1,046	26,069	9.3	11.6
5172	Wireless telecommunications carriers (except satellite).....	79	h	206	4,958	38.3	D
51721	Wireless telecommunications carriers (except satellite).....	79	h	206	4,958	38.3	D
5174	Satellite telecommunications.....	8	e	26	774	30.8	D
51741	Satellite telecommunications.....	8	e	26	774	30.8	D
52	Finance and insurance.....	297	10,040	8,553	125,201	3.5	8.0
522	Credit intermediation and related activities.....	207	i	4,319	i	4.8	D
5221	Depository credit intermediation.....	155	i	2,340	39,195	6.6	D
52211	Commercial banking.....	133	i	1,739	28,113	7.6	D
5222	Nondepository credit intermediation.....	49	1,314	1,084	17,362	4.5	7.6
52221	Credit card issuing.....	1	e	25	h	4.0	D
52222	Sales financing.....	4	f	134	2,513	3.0	D
52229	Other nondepository credit intermediation.....	44	e	925	i	4.8	D
523	Securities intermediation and related activities.....	28	f	1,224	i	2.3	D
5231	Securities and commodity contracts intermediation and brokerage.....	18	343	437	i	4.1	D
52312	Securities brokerage.....	16	e	386	h	4.1	D
524	Insurance carriers and related activities.....	62	2,658	3,009	39,372	2.1	6.8
5241	Insurance carriers.....	51	2,461	633	22,602	8.1	10.9
52411	Direct life, health, and medical insurance carriers.....	36	1,278	274	12,309	13.1	10.4
52412	Other direct insurance carriers.....	15	1,183	359	10,293	4.2	11.5
53	Real estate and rental and leasing.....	37	521	6,768	49,766	0.5	1.0
532	Rental and leasing services.....	20	e	1,030	13,178	1.9	D
5324	Commercial and industrial machinery and equipment rental and leasing.....	12	e	202	2,341	5.9	D
53249	Other commercial/industrial machinery and equipment rental and leasing.....	11	e	121	1,561	9.1	D
54	Professional, scientific, and technical services.....	82	4,553	19,516	251,806	0.4	1.8
541	Professional, scientific, and technical services.....	82	4,553	19,516	251,806	0.4	1.8
5412	Accounting, tax preparation, bookkeeping, and payroll services.....	2	e	2,561	21,041	0.1	D
54121	Accounting, tax preparation, bookkeeping, and payroll services.....	2	e	2,561	21,041	0.1	D
5413	Architectural, engineering, and related services.....	20	1,978	2,412	38,889	0.8	5.1
54133	Engineering services.....	14	1,724	1,378	31,623	1.0	5.5
5415	Computer systems design and related services.....	21	1,213	3,922	72,913	0.5	1.7
54151	Computer systems design and related services.....	21	1,213	3,922	72,913	0.5	1.7
5416	Management, scientific, and technical consulting services.....	16	268	3,333	21,934	0.5	1.2
5417	Scientific research and development services.....	15	690	710	52,701	2.1	1.3
54171	Research and development in the physical, engineering, and life sciences.....	15	690	630	46,899	2.4	1.5
55	Management of companies and enterprises.....	259	4,239	1,018	47,193	25.4	9.0
551	Management of companies and enterprises.....	259	4,239	1,018	47,193	25.4	9.0
5511	Management of companies and enterprises.....	259	4,239	1,018	47,193	25.4	9.0
55111	Management of companies and enterprises.....	259	4,239	1,018	47,193	25.4	9.0
56	Administrative and support and waste management and remediation service.....	146	6,936	8,320	188,189	1.8	3.7
561	Administrative and support services.....	141	6,889	7,872	179,740	1.8	3.8
5613	Employment services.....	43	1,844	1,041	62,446	4.1	3.0
56132	Temporary help services.....	43	1,844	663	44,851	6.5	4.1
5614	Business support services.....	6	565	627	11,335	1.0	5.0
56141	Document preparation services.....	1	e	95	1,228	1.1	D
5616	Investigation and security services.....	32	3,345	609	22,520	5.3	14.9
56161	Investigation, guard, and armored car services.....	25	h	351	18,846	7.1	D
56162	Security systems services.....	7	e	258	3,674	2.7	D
5617	Services to buildings and dwellings.....	10	752	3,974	50,507	0.3	1.5
56172	Janitorial services.....	3	f	1,394	30,003	0.2	D
61	Educational services.....	15	e	1,491	14,948	1.0	D
611	Educational services.....	15	e	1,491	14,948	1.0	D
62	Health care and social assistance.....	25	330	15,304	315,781	0.2	0.1
621	Ambulatory health care services.....	16	e	10,826	100,066	0.1	D
6214	Outpatient care centers.....	15	e	669	11,890	2.2	D
62149	Other outpatient care centers.....	15	e	397	8,243	3.8	D

Table A2.1 Number and Employment of Foreign-Owned Establishments in Each State, by Detailed Industry—Continues

NAICS code	Industry	Foreign-owned establishments		All U.S. establishments		Foreign-owned establishments as a percentage of all U.S. establishments ²	
		Number of establishments	Number of employees	Number of establishments	Number of employees ¹	Number of establishments	Number of employees
71	Arts, entertainment, and recreation	7	f	2,149	37,507	0.3	D
711	Performing arts, spectator sports, and related industries	5	f	586	7,760	0.9	D
7112	Spectator sports	4	f	100	2,615	4.0	D
71121	Spectator sports	4	f	100	2,615	4.0	D
72	Accommodation and food services	315	6,530	10,802	192,619	2.9	3.4
721	Accommodation	17	944	764	21,912	2.2	4.3
7211	Traveler accommodation	17	944	678	21,357	2.5	4.4
72111	Hotels (except casino hotels) and motels	17	944	625	20,985	2.7	4.5
722	Food services and drinking places	298	5,586	10,038	170,707	3.0	3.3
7222	Limited-service eating places	18	e	5,471	70,496	0.3	D
72221	Limited-service eating places	18	e	5,471	70,496	0.3	D
7223	Special food services	278	5,029	767	12,560	36.2	40.0
72231	Food service contractors	276	h	490	8,347	56.3	D
81	Other services (except public administration)	102	1,256	10,365	77,368	1.0	1.6
811	Repair and maintenance	50	588	4,130	25,182	1.2	2.3
8111	Automotive repair and maintenance	36	479	2,987	17,895	1.2	2.7
812	Personal and laundry services	52	668	4,140	32,326	1.3	2.1
8121	Personal care services	51	e	2,250	17,402	2.3	D
81219	Other personal care services	51	e	336	2,164	15.2	D
Massachusetts							
	All industries	4,298	185,149	169,392	2,888,108	2.5	6.4
21	Mining	8	580	88	1,562	9.1	37.1
213	Support activities for mining	2	e	15	506	13.3	D
2131	Support activities for mining	2	e	15	506	13.3	D
21311	Support activities for mining	2	e	15	506	13.3	D
22	Utilities	81	3,631	243	13,230	33.3	27.4
221	Utilities	81	3,631	243	13,230	33.3	27.4
2211	Electric power generation, transmission, and distribution	63	h	142	i	44.4	D
22111	Electric power generation	18	387	38	g	47.4	D
22112	Electric power transmission, control, and distribution	45	h	104	7,437	43.3	D
2213	Water, sewage, and other systems	17	e	45	f	37.8	D
23	Construction	25	2,019	17,194	135,485	0.1	1.5
236	Construction of buildings	6	f	5,357	31,078	0.1	D
2362	Nonresidential building construction	5	682	702	12,102	0.7	5.6
23622	Commercial building construction	5	682	668	11,614	0.7	5.9
238	Specialty trade contractors	18	g	11,065	92,867	0.2	D
2382	Building equipment contractors	12	997	4,742	44,202	0.3	2.3
23821	Electrical contractors	6	e	2,186	20,064	0.3	D
23829	Other building equipment contractors	5	485	224	2,795	2.2	17.4
31-33	Manufacturing	202	30,371	7,727	286,483	2.6	10.6
42	Wholesale trade	352	14,223	8,765	152,513	4.0	9.3
423	Durable goods merchant wholesalers	266	7,962	5,106	85,856	5.2	9.3
4231	Motor vehicle and parts and supplies merchant wholesalers	24	497	518	6,989	4.6	7.1
42312	Motor vehicle supplies and new parts merchant wholesalers	15	e	322	4,395	4.7	D
4234	Professional and commercial equipment and supplies merchant wholesalers	57	2,153	1,014	26,403	5.6	8.2
42342	Office equipment merchant wholesalers	20	792	191	3,462	10.5	22.9
42343	Computers and peripheral equipment and software merchant wholesalers	19	738	385	13,071	4.9	5.6
42345	Medical, dental, and hospital equipment and supplies merchant wholesalers	8	303	212	6,467	3.8	4.7
42349	Other professional equipment and supplies merchant wholesalers	6	253	89	g	6.7	D
4236	Electrical goods merchant wholesalers	80	2,866	770	16,602	10.4	17.3
42361	Electrical apparatus and equipment and wiring supplies merchant wholesalers	34	1,030	295	4,824	11.5	21.4
42369	Other electronic parts and equipment merchant wholesalers	37	1,617	412	j	9.0	D
4238	Machinery, equipment, and supplies merchant wholesalers	44	1,401	957	13,185	4.6	10.6
42383	Industrial machinery and equipment merchant wholesalers	27	434	574	7,621	4.7	5.7
42385	Service establishment equipment and supplies merchant wholesalers	4	760	103	1,776	3.9	42.8
4239	Miscellaneous durable goods merchant wholesalers	7	415	604	i	1.2	D
42399	Other miscellaneous durable goods merchant wholesalers	2	e	194	g	1.0	D
424	Nondurable goods merchant wholesalers	80	6,232	2,598	58,276	3.1	10.7
4241	Paper and paper product merchant wholesalers	6	283	260	5,231	2.3	5.4
4242	Drugs and druggists' sundries merchant wholesalers	9	1,160	150	8,698	6.0	13.3
42421	Drugs and druggists' sundries merchant wholesalers	9	1,160	150	8,698	6.0	13.3
4243	Apparel, piece goods, and notions merchant wholesalers	5	h	270	8,812	1.9	D
42434	Footwear merchant wholesalers	4	h	59	6,550	6.8	D
4244	Grocery and related products merchant wholesalers	25	599	887	18,454	2.8	3.2
42449	Other grocery and related products merchant wholesalers	17	485	252	i	6.7	D
4246	Chemicals and allied products merchant wholesalers	14	432	278	3,079	5.0	14.0
42469	Other chemicals and allied products merchant wholesalers	12	e	173	2,099	6.9	D
4249	Miscellaneous nondurable goods merchant wholesalers	10	638	517	i	1.9	D
42492	Book, periodical, and newspaper merchant wholesalers	4	e	86	2,094	4.7	D
42499	Other miscellaneous nondurable goods merchant wholesalers	3	e	241	g	1.2	D
44-45	Retail trade	1,015	34,254	25,469	360,218	4.0	9.5
441	Motor vehicle and parts dealers	64	913	2,259	36,748	2.8	2.5
4413	Automotive parts, accessories, and tire stores	60	f	912	7,794	6.6	D
44131	Automotive parts and accessories stores	22	e	627	5,112	3.5	D
44132	Tire dealers	38	e	285	2,682	13.3	D
442	Furniture and home furnishings stores	23	1,079	1,495	14,226	1.5	7.6
4421	Furniture stores	6	f	582	5,512	1.0	D
44211	Furniture stores	6	f	582	5,512	1.0	D
4422	Home furnishings stores	17	f	913	8,714	1.9	D
44229	Other home furnishings stores	17	f	602	6,973	2.8	D
444	Building material and garden equipment and supplies dealers	28	454	1,901	28,596	1.5	1.6
4441	Building material and supplies dealers	28	454	1,542	26,018	1.8	1.7
44419	Other building material dealers	21	e	907	10,930	2.3	D

Table A2.1 Number and Employment of Foreign-Owned Establishments in Each State, by Detailed Industry—Continues

NAICS code	Industry	Foreign-owned establishments		All U.S. establishments		Foreign-owned establishments as a percentage of all U.S. establishments ²	
		Number of establishments	Number of employees	Number of establishments	Number of employees ¹	Number of establishments	Number of employees
445	Food and beverage stores	197	22,131	4,607	90,032	4.3	24.6
4451	Grocery stores	177	j	2,606	76,526	6.8	D
44511	Supermarkets and other grocery (except convenience) stores	168	21,925	1,305	70,183	12.9	31.2
446	Health and personal care stores	362	4,742	1,883	30,458	19.2	15.6
4461	Health and personal care stores	362	4,742	1,883	30,458	19.2	15.6
44611	Pharmacies and drug stores	168	h	913	25,129	18.4	D
44612	Cosmetics, beauty supplies, and perfume stores	20	251	240	1,740	8.3	14.4
44613	Optical goods stores	122	f	348	1,730	35.1	D
448	Clothing and clothing accessories stores	218	3,042	3,774	45,200	5.8	6.7
4481	Clothing stores	107	1,872	2,417	36,449	4.4	5.1
44812	Women's clothing stores	60	1,030	942	10,378	6.4	9.9
44814	Family clothing stores	26	643	650	18,526	4.0	3.5
4482	Shoe stores	37	398	629	4,735	5.9	8.4
44821	Shoe stores	37	398	629	4,735	5.9	8.4
4483	Jewelry, luggage, and leather goods stores	74	772	728	4,016	10.2	19.2
44831	Jewelry stores	63	f	691	3,849	9.1	D
454	Nonstore retailers	15	1,385	1,507	17,717	1.0	7.8
4541	Electronic shopping and mail-order houses	5	f	442	8,281	1.1	D
45411	Electronic shopping and mail-order houses	5	f	442	8,281	1.1	D
4543	Direct selling establishments	8	e	969	8,643	0.8	D
45439	Other direct selling establishments	7	e	421	3,146	1.7	D
48-49	Transportation and warehousing	140	8,696	3,741	79,518	3.7	10.9
485	Transit and ground passenger transportation	42	4,134	785	21,369	5.4	19.3
4851	Urban transit systems	5	g	48	3,320	10.4	D
48511	Urban transit systems	5	g	48	3,320	10.4	D
4854	School and employee bus transportation	31	g	189	9,314	16.4	D
48541	School and employee bus transportation	31	g	189	9,314	16.4	D
488	Support activities for transportation	48	1,566	726	7,242	6.6	21.6
4881	Support activities for air transportation	7	945	69	1,668	10.1	56.7
48811	Airport operations	7	945	35	1,417	20.0	66.7
4885	Freight transportation arrangement	34	564	386	3,324	8.8	17.0
48851	Freight transportation arrangement	34	564	386	3,324	8.8	17.0
492	Couriers and messengers	10	f	222	11,242	4.5	D
4921	Couriers	10	f	158	10,731	6.3	D
49211	Couriers	10	f	158	10,731	6.3	D
493	Warehousing and storage	27	g	254	12,524	10.6	D
4931	Warehousing and storage	27	g	254	12,524	10.6	D
49311	General warehousing and storage	22	1,919	199	11,385	11.1	16.9
51	Information	199	7,420	3,772	110,038	5.3	6.7
511	Publishing industries (except Internet)	46	3,518	1,077	51,791	4.3	6.8
5111	Newspaper, periodical, book, and directory publishers	23	1,780	589	22,239	3.9	8.0
51112	Periodical publishers	8	f	223	5,266	3.6	D
51113	Book publishers	10	871	137	3,162	7.3	27.5
5112	Software publishers	23	1,738	488	29,552	4.7	5.9
51121	Software publishers	23	1,738	488	29,552	4.7	5.9
517	Telecommunications	121	1,941	1,294	30,501	9.4	6.4
5172	Wireless telecommunications carriers (except satellite)	93	1,641	205	3,657	45.4	44.9
51721	Wireless telecommunications carriers (except satellite)	93	1,641	205	3,657	45.4	44.9
518	Internet service providers, Web search portals, and data processing	13	914	549	13,623	2.4	6.7
5182	Data processing, hosting, and related services	13	914	549	13,623	2.4	6.7
51821	Data processing, hosting, and related services	13	914	549	13,623	2.4	6.7
519	Other information services	12	f	253	4,359	4.7	D
5191	Other information services	12	f	253	4,359	4.7	D
51913	Internet publishing and broadcasting and Web search portals	12	f	157	h	7.6	D
52	Finance and insurance	935	26,136	9,941	222,383	9.4	11.8
522	Credit intermediation and related activities	747	9,261	4,239	77,669	17.6	11.9
5221	Depository credit intermediation	706	8,629	2,888	63,255	24.4	13.6
52211	Commercial banking	296	h	1,052	34,911	28.1	D
52212	Savings institutions	410	h	1,399	20,448	29.3	D
5222	Nondepository credit intermediation	38	f	779	10,617	4.9	D
52222	Sales financing	7	330	166	1,774	4.2	18.6
523	Securities intermediation and related activities	113	6,722	2,238	72,425	5.0	9.3
5231	Securities and commodity contracts intermediation and brokerage	57	1,871	714	18,298	8.0	10.2
52312	Securities brokerage	52	1,751	566	15,674	9.2	11.2
5239	Other financial investment activities	56	4,851	1,521	i	3.7	D
52392	Portfolio management	38	2,666	811	32,662	4.7	8.2
52393	Investment advice	8	323	446	5,189	1.8	6.2
52399	All other financial investment activities	7	1,807	81	j	8.6	D
524	Insurance carriers and related activities	75	10,153	3,463	71,459	2.2	14.2
5241	Insurance carriers	61	9,621	491	k	12.4	D
52411	Direct life, health, and medical insurance carriers	33	8,151	265	28,295	12.5	28.8
52412	Other direct insurance carriers	25	1,459	213	l	11.7	D
5242	Agencies, brokerages, and other insurance-related activities	14	532	2,972	m	0.5	D
52429	Other insurance related activities	6	295	336	n	1.8	D
53	Real estate and rental and leasing	39	678	7,053	48,576	0.6	1.4
531	Real estate	29	475	5,779	35,689	0.5	1.3
5313	Activities related to real estate	7	e	2,002	17,336	0.3	D
54	Professional, scientific, and technical services	156	15,167	21,974	252,905	0.7	6.0
541	Professional, scientific, and technical services	156	15,167	21,974	252,905	0.7	6.0
5413	Architectural, engineering, and related services	30	1,294	3,010	46,532	1.0	2.8
54133	Engineering services	24	f	1,502	33,208	1.6	D
54138	Testing laboratories	6	f	138	2,940	4.3	D
5415	Computer systems design and related services	34	5,980	3,568	46,723	1.0	12.8
54151	Computer systems design and related services	34	5,980	3,568	46,723	1.0	12.8
5416	Management, scientific, and technical consulting services	27	971	3,289	27,120	0.8	3.6
54161	Management consulting services	18	804	2,609	21,441	0.7	3.7
5417	Scientific research and development services	37	5,094	971	46,239	3.8	11.0
54171	Research and development in the physical, engineering, and life sciences	36	i	866	41,704	4.2	D
5418	Advertising and related services	18	1,653	923	10,843	2.0	15.2
54181	Advertising agencies	4	f	298	3,732	1.3	D
54183	Media buying services	2	e	21	679	9.5	D

Table A2.1 Number and Employment of Foreign-Owned Establishments in Each State, by Detailed Industry—Continues

NAICS code	Industry	Foreign-owned establishments		All U.S. establishments		Foreign-owned establishments as a percentage of all U.S. establishments ²	
		Number of establishments	Number of employees	Number of establishments	Number of employees ¹	Number of establishments	Number of employees
55	Management of companies and enterprises.....	156	12,163	1,185	80,889	13.2	15.0
551	Management of companies and enterprises.....	156	12,163	1,185	80,889	13.2	15.0
5511	Management of companies and enterprises.....	156	12,163	1,185	80,889	13.2	15.0
55111	Management of companies and enterprises.....	156	12,163	1,185	80,889	13.2	15.0
56	Administrative and support and waste management and remediation service.....	210	14,875	9,867	213,708	2.1	7.0
561	Administrative and support services.....	205	14,710	9,231	204,132	2.2	7.2
5612	Facilities support services.....	8	511	132	5,324	6.1	9.6
56121	Facilities support services.....	8	511	132	5,324	6.1	9.6
5613	Employment services.....	87	5,300	1,435	97,331	6.1	5.4
56132	Temporary help services.....	84	i	884	73,400	9.5	D
5614	Business support services.....	12	1,166	662	11,486	1.8	10.2
56142	Telephone call centers.....	1	e	107	3,676	0.9	D
56144	Collection agencies.....	3	e	91	3,130	3.3	D
56149	Other business support services.....	5	338	146	1,557	3.4	21.7
5615	Travel arrangement and reservation services.....	36	868	668	6,285	5.4	13.8
56151	Travel agencies.....	33	349	486	2,925	6.8	11.9
56152	Tour operators.....	3	519	85	2,042	3.5	25.4
5616	Investigation and security services.....	41	4,512	518	16,203	7.9	27.8
56161	Investigation, guard, and armored car services.....	35	h	294	12,996	11.9	D
56162	Security systems services.....	6	g	224	3,207	2.7	D
5617	Services to buildings and dwellings.....	6	2,114	4,767	48,664	0.1	4.3
56172	Janitorial services.....	4	g	1,144	34,583	0.3	D
61	Educational services.....	23	e	1,885	19,287	1.2	D
611	Educational services.....	23	e	1,885	19,287	1.2	D
62	Health care and social assistance.....	41	1,865	17,855	511,012	0.2	0.4
621	Ambulatory health care services.....	40	g	11,038	144,684	0.4	D
6214	Outpatient care centers.....	21	f	623	23,546	3.4	D
62149	Other outpatient care centers.....	21	f	303	15,629	6.9	D
6219	Other ambulatory health care services.....	19	g	188	10,072	10.1	D
62191	Ambulance services.....	15	g	89	5,768	16.9	D
71	Arts, entertainment, and recreation.....	3	a	3,078	52,731	0.1	D
72	Accommodation and food services.....	609	11,390	16,039	257,302	3.8	4.4
721	Accommodation.....	12	1,074	1,100	31,700	1.1	3.4
7211	Traveler accommodation.....	12	1,074	922	30,971	1.3	3.5
72111	Hotels (except casino hotels) and motels.....	12	1,074	723	30,342	1.7	3.5
722	Food services and drinking places.....	597	10,316	14,939	225,602	4.0	4.6
7222	Limited-service eating places.....	25	g	6,761	80,946	0.4	D
72221	Limited-service eating places.....	25	g	6,761	80,946	0.4	D
7223	Special food services.....	569	8,720	1,465	20,935	38.8	41.7
72231	Food service contractors.....	568	i	1,069	15,604	53.1	D
81	Other services (except public administration).....	104	1,244	13,516	90,268	0.8	1.4
811	Repair and maintenance.....	60	f	4,872	27,823	1.2	D
8111	Automotive repair and maintenance.....	38	477	3,852	18,579	1.0	2.6
81119	Other automotive repair and maintenance.....	27	e	481	3,393	5.6	D
812	Personal and laundry services.....	44	f	5,872	38,899	0.7	D
8121	Personal care services.....	44	f	3,282	18,827	1.3	D
81219	Other personal care services.....	44	f	455	2,494	9.7	D
Michigan							
	All industries.....	3,514	179,231	224,401	3,567,723	1.6	5.0
21	Mining.....	24	1,580	347	6,423	6.9	24.6
212	Mining, except oil and gas.....	16	1,501	135	2,868	11.9	52.3
2122	Metal ore mining.....	2	g	5	g	40.0	D
21221	Iron ore mining.....	2	g	3	g	66.7	D
22	Utilities.....	24	122	397	22,221	6.0	0.5
23	Construction.....	27	1,665	21,790	160,110	0.1	1.0
236	Construction of buildings.....	4	433	6,643	36,279	0.1	1.2
2362	Nonresidential building construction.....	4	433	998	14,150	0.4	3.1
23622	Commercial building construction.....	4	433	960	12,795	0.4	3.4
237	Heavy and civil engineering construction.....	9	e	1,107	17,127	0.8	D
2373	Highway, street, and bridge construction.....	8	e	304	5,696	2.6	D
23731	Highway, street, and bridge construction.....	8	e	304	5,696	2.6	D
238	Specialty trade contractors.....	14	f	14,041	106,704	0.1	D
2382	Building equipment contractors.....	11	725	5,121	50,132	0.2	1.4
23829	Other building equipment contractors.....	7	f	203	4,058	3.4	D
31-33	Manufacturing.....	369	70,659	13,689	582,394	2.7	12.1
42	Wholesale trade.....	574	17,670	12,047	172,356	4.8	10.3
423	Durable goods merchant wholesalers.....	442	14,316	7,411	107,819	6.0	13.3
4231	Motor vehicle and parts and supplies merchant wholesalers.....	86	5,585	1,130	24,961	7.6	22.4
42311	Automobile and other motor vehicle merchant wholesalers.....	14	f	241	h	5.8	D
42312	Motor vehicle supplies and new parts merchant wholesalers.....	66	4,860	761	19,922	8.7	24.4
4232	Furniture and home furnishing merchant wholesalers.....	2	e	297	3,261	0.7	D
42321	Furniture merchant wholesalers.....	2	e	180	g	1.1	D
4233	Lumber and other construction material merchant wholesalers.....	40	630	493	5,843	8.1	10.8
42331	Lumber, plywood, and wood panel merchant wholesalers.....	17	373	246	3,567	6.9	10.5
4234	Professional and commercial equipment and supplies merchant wholesalers.....	49	1,496	874	16,392	5.6	9.1
42342	Office equipment merchant wholesalers.....	29	892	177	h	16.4	D
4235	Metal and mineral (except petrol) merchant wholesalers.....	23	622	440	i	5.2	D
42351	Metal service centers and other metal merchant wholesalers.....	22	f	435	i	5.1	D
4236	Electrical goods merchant wholesalers.....	80	1,730	763	10,487	10.5	16.5
42361	Electrical apparatus and equipment and wiring supplies merchant wholesalers.....	32	f	394	5,757	8.1	D
42369	Other electronic parts and equipment merchant wholesalers.....	43	997	319	3,573	13.5	27.9
4237	Hardware, plumbing, and heating equipment and supplies merchant wholesalers.....	55	672	622	6,797	8.8	9.9
42372	Plumbing and heating equipment and supplies merchant wholesalers.....	35	e	207	2,146	16.9	D
4238	Machinery, equipment, and supplies merchant wholesalers.....	103	3,062	2,077	25,164	5.0	12.2
42383	Industrial machinery and equipment merchant wholesalers.....	70	2,381	1,276	16,089	5.5	14.8
42384	Industrial supplies merchant wholesalers.....	15	405	305	3,685	4.9	11.0

Table A2.1 Number and Employment of Foreign-Owned Establishments in Each State, by Detailed Industry—Continues

NAICS code	Industry	Foreign-owned establishments		All U.S. establishments		Foreign-owned establishments as a percentage of all U.S. establishments ²	
		Number of establishments	Number of employees	Number of establishments	Number of employees ¹	Number of establishments	Number of employees
424	Nondurable goods merchant wholesalers.....	122	3,198	3,152	55,885	3.9	5.7
4241	Paper and paper product merchant wholesalers.....	7	e	304	3,641	2.3	D
4242	Drugs and druggists' sundries merchant wholesalers.....	5	e	134	3,165	3.7	D
42421	Drugs and druggists' sundries merchant wholesalers.....	5	e	134	3,165	3.7	D
4244	Grocery and related products merchant wholesalers.....	19	1,017	891	22,321	2.1	4.6
42449	Other grocery and related products merchant wholesalers.....	13	795	366	7,513	3.6	10.6
4246	Chemicals and allied products merchant wholesalers.....	26	542	456	5,608	5.7	9.7
42469	Other chemicals and allied products merchant wholesalers.....	20	395	328	3,296	6.1	12.0
4249	Miscellaneous nondurable goods merchant wholesalers.....	43	791	740	9,316	5.8	8.5
42492	Book, periodical, and newspaper merchant wholesalers.....	6	e	78	1,905	7.7	D
44-45	Retail trade.....	669	8,678	37,619	470,794	1.8	1.8
441	Motor vehicle and parts dealers.....	35	e	4,023	48,960	0.9	D
4413	Automotive parts, accessories, and tire stores.....	35	e	1,919	14,537	1.8	D
44132	Tire dealers.....	35	e	558	4,978	6.3	D
442	Furniture and home furnishings stores.....	8	f	1,750	15,187	0.5	D
4421	Furniture stores.....	2	f	690	7,691	0.3	D
44211	Furniture stores.....	2	f	690	7,691	0.3	D
443	Electronics and appliance stores.....	27	252	1,735	15,416	1.6	1.6
4431	Electronics and appliance stores.....	27	252	1,735	15,416	1.6	1.6
44311	Appliance, television, and other electronics stores.....	27	252	1,388	12,902	1.9	2.0
444	Building material and garden equipment and supplies dealers.....	30	471	3,157	41,721	1.0	1.1
4441	Building material and supplies dealers.....	30	471	2,512	36,981	1.2	1.3
44419	Other building material dealers.....	18	e	1,326	11,442	1.4	D
445	Food and beverage stores.....	98	3,142	5,801	76,602	1.7	4.1
4451	Grocery stores.....	97	h	3,514	66,096	2.8	D
44511	Supermarkets and other grocery (except convenience) stores.....	82	h	2,289	60,354	3.6	D
446	Health and personal care stores.....	298	1,847	3,150	35,553	9.5	5.2
4461	Health and personal care stores.....	298	1,847	3,150	35,553	9.5	5.2
44613	Optical goods stores.....	192	g	475	2,732	40.4	D
44619	Other health and personal care stores.....	90	e	687	4,095	13.1	D
448	Clothing and clothing accessories stores.....	149	1,792	4,558	45,331	3.3	4.0
4481	Clothing stores.....	54	856	2,826	34,907	1.9	2.5
44812	Women's clothing stores.....	37	f	1,072	9,716	3.5	D
4483	Jewelry, luggage, and leather goods stores.....	76	738	895	4,858	8.5	15.2
44831	Jewelry stores.....	63	f	867	4,698	7.3	D
48-49	Transportation and warehousing.....	182	6,779	5,876	106,859	3.1	6.3
484	Truck transportation.....	22	1,247	3,509	42,801	0.6	2.9
4841	General freight trucking.....	14	986	2,102	29,545	0.7	3.3
48411	General freight trucking, local.....	4	e	874	6,990	0.5	D
48412	General freight trucking, long-distance.....	10	e	1,228	22,555	0.8	D
4842	Specialized freight trucking.....	8	261	1,407	13,256	0.6	2.0
485	Transit and ground passenger transportation.....	7	e	289	5,423	2.4	D
486	Pipeline transportation.....	28	358	59	f	47.5	D
4862	Pipeline transportation of natural gas.....	19	e	33	e	57.6	D
48621	Pipeline transportation of natural gas.....	19	e	33	e	57.6	D
488	Support activities for transportation.....	65	2,182	1,128	15,600	5.8	14.0
4881	Support activities for air transportation.....	5	f	144	3,902	3.5	D
48811	Airport operations.....	4	636	60	2,360	6.7	26.9
4885	Freight transportation arrangement.....	50	1,317	528	6,831	9.5	19.3
48851	Freight transportation arrangement.....	50	1,317	528	6,831	9.5	19.3
492	Couriers and messengers.....	18	f	322	251	5.6	D
4921	Couriers.....	18	f	251	251	7.2	D
49211	Couriers.....	18	f	251	251	7.2	D
493	Warehousing and storage.....	40	2,034	365	15,672	11.0	13.0
4931	Warehousing and storage.....	40	2,034	365	15,672	11.0	13.0
49311	General warehousing and storage.....	33	g	287	11,880	11.5	D
51	Information.....	154	4,750	3,791	77,639	4.1	6.1
511	Publishing industries (except Internet).....	26	2,308	737	26,606	3.5	8.7
5111	Newspaper, periodical, book, and directory publishers.....	15	1,170	552	17,749	2.7	6.6
51114	Directory and mailing list publishers.....	12	g	46	2,790	26.1	D
5112	Software publishers.....	11	1,138	185	8,857	5.9	12.8
51121	Software publishers.....	11	1,138	185	8,857	5.9	12.8
517	Telecommunications.....	114	2,107	1,538	28,682	7.4	7.3
5171	Wired telecommunications carriers.....	10	e	1,048	22,447	1.0	D
51711	Wired telecommunications carriers.....	10	e	1,048	22,447	1.0	D
5172	Wireless telecommunications carriers (except satellite).....	104	g	303	4,763	34.3	D
51721	Wireless telecommunications carriers (except satellite).....	104	g	303	4,763	34.3	D
518	Internet service providers, Web search portals, and data processing.....	5	288	666	9,182	0.8	3.1
5182	Data processing, hosting, and related services.....	5	288	666	9,182	0.8	3.1
51821	Data processing, hosting, and related services.....	5	288	666	9,182	0.8	3.1
52	Finance and insurance.....	273	6,455	15,165	175,299	1.8	3.7
522	Credit intermediation and related activities.....	181	3,127	7,073	90,537	2.6	3.5
5221	Depository credit intermediation.....	129	g	4,826	62,368	2.7	D
52211	Commercial banking.....	119	f	3,382	42,231	3.5	D
5222	Nondepository credit intermediation.....	51	g	1,067	21,946	4.8	D
52222	Sales financing.....	8	g	207	6,872	3.9	D
52229	Other nondepository credit intermediation.....	43	e	857	j	5.0	D
523	Securities intermediation and related activities.....	37	603	2,163	12,690	1.7	4.8
5231	Securities and commodity contracts intermediation and brokerage.....	32	f	1,072	6,527	3.0	D
52312	Securities brokerage.....	32	f	1,049	6,374	3.1	D
524	Insurance carriers and related activities.....	55	2,725	5,928	71,906	0.9	3.8
5241	Insurance carriers.....	44	2,630	1,093	39,443	4.0	6.7
52411	Direct life, health, and medical insurance carriers.....	22	2,059	319	19,900	6.9	10.3
52412	Other direct insurance carriers.....	21	f	771	j	2.7	D
53	Real estate and rental and leasing.....	19	203	8,862	54,874	0.2	0.4

Table A2.1 Number and Employment of Foreign-Owned Establishments in Each State, by Detailed Industry—Continues

NAICS code	Industry	Foreign-owned establishments		All U.S. establishments		Foreign-owned establishments as a percentage of all U.S. establishments ²	
		Number of establishments	Number of employees	Number of establishments	Number of employees ¹	Number of establishments	Number of employees
54	Professional, scientific, and technical services	196	17,611	22,691	251,684	0.9	7.0
541	Professional, scientific, and technical services	196	17,611	22,691	251,684	0.9	7.0
5412	Accounting, tax preparation, bookkeeping, and payroll services	3	e	4,092	51,164	0.1	D
54121	Accounting, tax preparation, bookkeeping, and payroll services	3	e	4,092	51,164	0.1	D
5413	Architectural, engineering, and related services	95	6,295	3,437	57,694	2.8	10.9
54133	Engineering services	79	5,438	2,104	46,423	3.8	11.7
54138	Testing laboratories	15	f	187	4,435	8.0	D
5414	Specialized design services	7	4,646	734	7,528	1.0	61.7
54142	Industrial design services	5	h	82	5,281	6.1	D
5415	Computer systems design and related services	25	1,482	2,683	28,751	0.9	5.2
54151	Computer systems design and related services	25	1,482	2,683	28,751	0.9	5.2
5416	Management, scientific, and technical consulting services	22	1,014	3,006	23,293	0.7	4.4
54161	Management consulting services	16	888	2,451	20,603	0.7	4.3
5417	Scientific research and development services	27	2,862	335	25,393	8.1	11.3
54171	Research and development in the physical, engineering, and life sciences	27	2,862	319	25,219	8.5	11.3
5418	Advertising and related services	9	f	974	13,377	0.9	D
54181	Advertising agencies	3	e	327	6,789	0.9	D
54183	Media buying services	1	e	19	700	5.3	D
55	Management of companies and enterprises	133	18,172	1,522	111,407	8.7	16.3
551	Management of companies and enterprises	133	18,172	1,522	111,407	8.7	16.3
5511	Management of companies and enterprises	133	18,172	1,522	111,407	8.7	16.3
55111	Management of companies and enterprises	133	18,172	1,522	111,407	8.7	16.3
56	Administrative and support and waste management and remediation service	228	11,297	12,609	318,273	1.8	3.5
561	Administrative and support services	220	j	11,915	307,447	1.8	D
5613	Employment services	49	4,330	2,583	202,122	1.9	2.1
56132	Temporary help services	48	h	1,281	113,462	3.7	D
5614	Business support services	7	280	853	12,605	0.8	2.2
5615	Travel arrangement and reservation services	31	317	505	3,656	6.1	8.7
56151	Travel agencies	30	e	387	g	7.8	D
5616	Investigation and security services	75	5,517	639	17,741	11.7	31.1
56161	Investigation, guard, and armored car services	67	i	396	15,644	16.9	D
56162	Security systems services	8	e	243	2,097	3.3	D
5617	Services to buildings and dwellings	45	509	5,778	40,156	0.8	1.3
56172	Janitorial services	43	e	1,818	23,530	2.4	D
61	Educational services	15	117	1,591	12,041	0.9	1.0
62	Health care and social assistance	76	4,598	26,033	549,482	0.3	0.8
621	Ambulatory health care services	31	f	18,091	181,780	0.2	D
6214	Outpatient care centers	20	e	866	17,507	2.3	D
62149	Other outpatient care centers	20	e	522	11,578	3.8	D
6219	Other ambulatory health care services	6	463	287	8,500	2.1	5.4
62191	Ambulance services	1	e	138	5,369	0.7	D
623	Nursing and residential care facilities	42	h	3,148	94,532	1.3	D
6231	Nursing care facilities	28	h	419	45,484	6.7	D
62311	Nursing care facilities	28	h	419	45,484	6.7	D
71	Arts, entertainment, and recreation	6	284	3,654	55,118	0.2	0.5
72	Accommodation and food services	438	7,550	19,678	339,181	2.2	2.2
721	Accommodation	14	e	1,741	36,315	0.8	D
7211	Traveler accommodation	14	e	1,403	34,491	1.0	D
72111	Hotels (except casino hotels) and motels	14	e	1,253	k	1.1	D
722	Food services and drinking places	424	i	17,937	302,866	2.4	D
7222	Limited-service eating places	31	f	7,998	123,295	0.4	D
72221	Limited-service eating places	31	f	7,998	123,295	0.4	D
7223	Special food services	393	6,500	1,204	17,297	32.6	37.6
72231	Food service contractors	393	6,500	772	12,388	50.9	52.5
81	Other services (except public administration)	107	1,041	17,040	101,568	0.6	1.0
811	Repair and maintenance	79	674	7,705	38,528	1.0	1.7
8111	Automotive repair and maintenance	51	376	5,881	28,045	0.9	1.3
812	Personal and laundry services	28	367	6,248	40,665	0.4	0.9
8121	Personal care services	19	e	3,534	20,284	0.5	D
81219	Other personal care services	19	e	693	4,023	2.7	D
Minnesota							
	All industries	2,150	100,449	143,749	2,406,668	1.5	4.2
21	Mining	18	1,110	129	5,843	14.0	19.0
212	Mining, except oil and gas	17	g	104	5,483	16.3	D
2122	Metal ore mining	2	f	10	h	20.0	D
21221	Iron ore mining	2	f	8	h	25.0	D
22	Utilities	6	102	269	11,780	2.2	0.9
23	Construction	14	1,239	15,863	134,584	0.1	0.9
236	Construction of buildings	3	332	4,605	29,400	0.1	1.1
2362	Nonresidential building construction	2	e	725	14,316	0.3	D
23622	Commercial building construction	2	e	691	13,651	0.3	D
237	Heavy and civil engineering construction	3	564	919	21,932	0.3	2.6
2379	Other heavy construction	1	f	90	1,343	1.1	D
23799	Other heavy construction	1	f	90	1,343	1.1	D
238	Specialty trade contractors	8	343	10,339	83,253	0.1	0.4
2382	Building equipment contractors	5	324	3,345	36,559	0.1	0.9
23829	Other building equipment contractors	4	e	154	3,342	2.6	D
31-33	Manufacturing	190	29,612	7,955	340,974	2.4	8.7

Table A2.1 Number and Employment of Foreign-Owned Establishments in Each State, by Detailed Industry—Continues

NAICS code	Industry	Foreign-owned establishments		All U.S. establishments		Foreign-owned establishments as a percentage of all U.S. establishments ²	
		Number of establishments	Number of employees	Number of establishments	Number of employees ¹	Number of establishments	Number of employees
42	Wholesale trade.....	284	9,165	8,623	138,822	3.3	6.6
423	Durable goods merchant wholesalers.....	201	6,085	4,783	86,270	4.2	7.1
4233	Lumber and other construction material merchant wholesalers.....	22	263	359	6,952	6.1	3.8
4234	Professional and commercial equipment and supplies merchant wholesalers.....	37	2,952	780	28,486	4.7	10.4
42341	Photo equipment and supplies merchant wholesalers.....	2	f	13	f	15.4	D
42342	Office equipment merchant wholesalers.....	12	325	108	2,801	11.1	11.6
42343	Computers and peripheral equipment and software merchant wholesalers.....	8	336	327	8,264	2.4	4.1
42345	Medical, dental, and hospital equipment and supplies merchant wholesalers.....	8	667	174	13,997	4.6	4.8
42346	Ophthalmic goods merchant wholesalers.....	5	f	29	g	17.2	D
4236	Electrical goods merchant wholesalers.....	37	1,115	556	10,219	6.7	10.9
42361	Electrical apparatus and equipment and wiring supplies merchant wholesalers.....	22	782	258	3,956	8.5	19.8
42369	Other electronic parts and equipment merchant wholesalers.....	12	e	258	i	4.7	D
4237	Hardware, plumbing, and heating equipment and supplies merchant wholesalers.....	48	586	353	4,301	13.6	13.6
42372	Plumbing and heating equipment and supplies merchant wholesalers.....	31	e	140	1,855	22.1	D
4238	Machinery, equipment, and supplies merchant wholesalers.....	32	604	1,333	18,039	2.4	3.3
42383	Industrial machinery and equipment merchant wholesalers.....	21	358	601	7,066	3.5	5.1
4239	Miscellaneous durable goods merchant wholesalers.....	11	287	545	i	2.0	D
424	Nondurable goods merchant wholesalers.....	78	h	2,518	45,356	3.1	D
4242	Drugs and druggists' sundries merchant wholesalers.....	4	e	95	2,317	4.2	D
42421	Drugs and druggists' sundries merchant wholesalers.....	4	e	95	2,317	4.2	D
4246	Chemicals and allied products merchant wholesalers.....	15	932	232	3,706	6.5	25.1
42469	Other chemicals and allied products merchant wholesalers.....	12	f	168	2,909	7.1	D
4249	Miscellaneous nondurable goods merchant wholesalers.....	23	1,311	725	i	3.2	D
42491	Farm supplies merchant wholesalers.....	18	e	317	3,294	5.7	D
42492	Book, periodical, and newspaper merchant wholesalers.....	2	f	81	2,118	2.5	D
44-45	Retail trade.....	381	5,240	20,777	307,034	1.8	1.7
441	Motor vehicle and parts dealers.....	56	f	2,433	32,763	2.3	D
4413	Automotive parts, accessories, and tire stores.....	56	f	1,070	8,186	5.2	D
44132	Tire dealers.....	55	f	305	2,979	18.0	D
442	Furniture and home furnishings stores.....	6	f	1,125	10,933	0.5	D
4421	Furniture stores.....	1	e	435	5,598	0.2	D
44211	Furniture stores.....	1	e	435	5,598	0.2	D
444	Building material and garden equipment and supplies dealers.....	13	261	2,142	28,189	0.6	0.9
4441	Building material and supplies dealers.....	13	261	1,628	24,054	0.8	1.1
445	Food and beverage stores.....	21	e	2,500	53,089	0.8	D
4451	Grocery stores.....	20	e	1,132	43,134	1.8	D
44511	Supermarkets and other grocery (except convenience) stores.....	20	e	962	42,466	2.1	D
446	Health and personal care stores.....	177	1,415	1,393	18,344	12.7	7.7
4461	Health and personal care stores.....	177	1,415	1,393	18,344	12.7	7.7
44613	Optical goods stores.....	97	f	292	1,524	33.2	D
448	Clothing and clothing accessories stores.....	77	1,065	2,328	26,289	3.3	4.1
4481	Clothing stores.....	28	480	1,484	20,407	1.9	2.4
44812	Women's clothing stores.....	22	e	570	5,711	3.9	D
4483	Jewelry, luggage, and leather goods stores.....	38	e	442	2,777	8.6	D
44831	Jewelry stores.....	35	e	426	2,672	8.2	D
454	Nonstore retailers.....	6	f	1,402	15,056	0.4	D
4541	Electronic shopping and mail-order houses.....	1	f	430	8,727	0.2	D
45411	Electronic shopping and mail-order houses.....	1	f	430	8,727	0.2	D
48-49	Transportation and warehousing.....	95	3,448	4,739	80,323	2.0	4.3
485	Transit and ground passenger transportation.....	14	1,597	481	13,669	2.9	11.7
4854	School and employee bus transportation.....	11	g	224	8,643	4.9	D
48541	School and employee bus transportation.....	11	g	224	8,643	4.9	D
488	Support activities for transportation.....	26	678	627	6,514	4.1	10.4
4881	Support activities for air transportation.....	4	e	96	1,332	4.2	D
48811	Airport operations.....	3	e	38	826	7.9	D
4885	Freight transportation arrangement.....	20	338	332	3,408	6.0	9.9
48851	Freight transportation arrangement.....	20	338	332	3,408	6.0	9.9
492	Couriers and messengers.....	9	e	273	10,260	3.3	D
4921	Couriers.....	9	e	183	9,636	4.9	D
49211	Couriers.....	9	e	183	9,636	4.9	D
493	Warehousing and storage.....	16	449	222	5,932	7.2	7.6
4931	Warehousing and storage.....	16	449	222	5,932	7.2	7.6
51	Information.....	126	10,424	2,772	70,314	4.5	14.8
511	Publishing industries (except Internet).....	22	8,058	784	32,666	2.8	24.7
5111	Newspaper, periodical, book, and directory publishers.....	10	i	593	24,952	1.7	D
51113	Book publishers.....	1	i	103	12,888	1.0	D
5112	Software publishers.....	12	f	191	7,714	6.3	D
51121	Software publishers.....	12	f	191	7,714	6.3	D
517	Telecommunications.....	92	878	890	18,110	10.3	4.8
5172	Wireless telecommunications carriers (except satellite).....	58	f	186	3,627	31.2	D
51721	Wireless telecommunications carriers (except satellite).....	58	f	186	3,627	31.2	D
518	Internet service providers, Web search portals, and data processing.....	6	1,350	370	9,547	1.6	14.1
5182	Data processing, hosting, and related services.....	6	1,350	370	9,547	1.6	14.1
51821	Data processing, hosting, and related services.....	6	1,350	370	9,547	1.6	14.1
52	Finance and insurance.....	207	10,364	10,114	156,603	2.0	6.6
522	Credit intermediation and related activities.....	54	1,006	3,830	71,786	1.4	1.4
5221	Depository credit intermediation.....	24	f	2,260	53,496	1.1	D
52212	Savings institutions.....	1	e	153	2,166	0.7	D
5222	Nondepository credit intermediation.....	30	e	760	11,960	3.9	D
523	Securities intermediation and related activities.....	51	3,151	1,929	20,934	2.6	15.1
5231	Securities and commodity contracts intermediation and brokerage.....	37	2,994	937	9,419	3.9	31.8
52312	Securities brokerage.....	33	2,940	825	7,432	4.0	39.6
524	Insurance carriers and related activities.....	102	6,207	4,354	62,686	2.3	9.9
5241	Insurance carriers.....	70	4,825	693	42,607	10.1	11.3
52411	Direct life, health, and medical insurance carriers.....	45	3,986	275	30,058	16.4	13.3
52412	Other direct insurance carriers.....	25	839	412	j	6.1	D
5242	Agencies, brokerages, and other insurance-related activities.....	32	1,382	3,661	20,079	0.9	6.9
52421	Insurance agencies and brokerages.....	29	g	3,377	14,820	0.9	D

Table A2.1 Number and Employment of Foreign-Owned Establishments in Each State, by Detailed Industry—Continues

NAICS code	Industry	Foreign-owned establishments		All U.S. establishments		Foreign-owned establishments as a percentage of all U.S. establishments ²	
		Number of establishments	Number of employees	Number of establishments	Number of employees ¹	Number of establishments	Number of employees
53	Real estate and rental and leasing	24	297	6,889	39,430	0.3	0.8
531	Real estate	19	260	5,869	29,317	0.3	0.9
54	Professional, scientific, and technical services	55	7,510	16,678	141,819	0.3	5.3
541	Professional, scientific, and technical services	55	7,510	16,678	141,819	0.3	5.3
5413	Architectural, engineering, and related services	10	410	1,930	20,294	0.5	2.0
54133	Engineering services	7	e	967	12,870	0.7	D
5415	Computer systems design and related services	12	960	3,155	22,362	0.4	4.3
54151	Computer systems design and related services	12	960	3,155	22,362	0.4	4.3
5416	Management, scientific, and technical consulting services	13	2,708	2,898	16,984	0.4	15.9
54161	Management consulting services	9	h	2,370	14,990	0.4	D
5417	Scientific research and development services	5	h	234	7,901	2.1	D
54171	Research and development in the physical, engineering, and life sciences	5	h	213	7,770	2.3	D
5418	Advertising and related services	6	594	956	11,085	0.6	5.4
54181	Advertising agencies	4	e	355	3,964	1.1	D
55	Management of companies and enterprises	49	3,440	1,135	81,861	4.3	4.2
551	Management of companies and enterprises	49	3,440	1,135	81,861	4.3	4.2
5511	Management of companies and enterprises	49	3,440	1,135	81,861	4.3	4.2
55111	Management of companies and enterprises	49	3,440	1,135	81,861	4.3	4.2
56	Administrative and support and waste management and remediation service	129	5,122	7,362	155,801	1.8	3.3
561	Administrative and support services	116	4,747	6,804	149,122	1.7	3.2
5613	Employment services	22	g	981	82,679	2.2	D
56132	Temporary help services	21	g	601	63,173	3.5	D
5615	Travel arrangement and reservation services	54	g	487	4,648	11.1	D
56151	Travel agencies	53	g	355	3,000	14.9	D
5616	Investigation and security services	27	2,059	305	9,721	8.9	21.2
56161	Investigation, guard, and armored car services	24	1,846	160	8,440	15.0	21.9
5617	Services to buildings and dwellings	2	e	3,321	24,528	0.1	D
562	Waste management and remediation services	13	375	558	6,679	2.3	5.6
61	Educational services	11	c	1,224	10,369	0.9	D
62	Health care and social assistance	44	1,841	13,996	386,144	0.3	0.5
621	Ambulatory health care services	35	f	7,464	116,733	0.5	D
6214	Outpatient care centers	9	e	558	20,147	1.6	D
62149	Other outpatient care centers	9	e	301	16,041	3.0	D
623	Nursing and residential care facilities	8	g	2,859	93,879	0.3	D
6231	Nursing care facilities	8	g	343	38,882	2.3	D
62311	Nursing care facilities	8	g	343	38,882	2.3	D
71	Arts, entertainment, and recreation	3	c	2,747	42,057	0.1	D
72	Accommodation and food services	432	9,402	11,340	221,081	3.8	4.3
721	Accommodation	11	f	1,386	39,459	0.8	D
7211	Traveler accommodation	11	f	1,115	38,270	1.0	D
72111	Hotels (except casino hotels) and motels	11	f	894	25,212	1.2	D
722	Food services and drinking places	421	i	9,954	181,622	4.2	D
7222	Limited-service eating places	190	h	4,370	72,463	4.3	D
72221	Limited-service eating places	190	h	4,370	72,463	4.3	D
7223	Special food services	229	5,140	834	11,767	27.5	43.7
72231	Food service contractors	229	5,140	588	9,123	38.9	56.3
81	Other services (except public administration)	82	1,878	11,137	81,829	0.7	2.3
811	Repair and maintenance	56	522	4,435	23,556	1.3	2.2
812	Personal and laundry services	26	1,356	4,084	28,659	0.6	4.7
8121	Personal care services	25	e	2,546	16,157	1.0	D
81219	Other personal care services	25	e	416	2,577	6.0	D
8129	Other personal services	1	g	730	5,119	0.1	D
81299	All other personal services	1	g	232	g	0.4	D
Mississippi							
All industries		588	23,597	57,246	892,857	1.0	2.6
21	Mining	7	c	293	5,990	2.4	D
22	Utilities	7	c	586	8,677	1.2	D
23	Construction	13	e	4,737	55,936	0.3	D
237	Heavy and civil engineering construction	10	e	412	12,804	2.4	D
2373	Highway, street, and bridge construction	10	e	152	5,131	6.6	D
23731	Highway, street, and bridge construction	10	e	152	5,131	6.6	D
31-33	Manufacturing	68	12,649	2,607	160,068	2.6	7.9
42	Wholesale trade	121	1,973	2,922	37,214	4.1	5.3
423	Durable goods merchant wholesalers	87	1,481	1,738	19,398	5.0	7.6
4231	Motor vehicle and parts and supplies merchant wholesalers	21	570	250	3,650	8.4	15.6
42312	Motor vehicle supplies and new parts merchant wholesalers	8	391	116	1,817	6.9	21.5
4236	Electrical goods merchant wholesalers	14	330	140	1,454	10.0	22.7
42361	Electrical apparatus and equipment and wiring supplies merchant wholesalers	13	e	83	1,007	15.7	D
424	Nondurable goods merchant wholesalers	33	e	974	16,455	3.4	D
44-45	Retail trade	124	922	12,452	141,426	1.0	0.7
448	Clothing and clothing accessories stores	21	250	1,517	12,686	1.4	2.0
48-49	Transportation and warehousing	39	1,695	2,340	36,419	1.7	4.7
493	Warehousing and storage	12	1,303	174	9,452	6.9	13.8
4931	Warehousing and storage	12	1,303	174	9,452	6.9	13.8
49311	General warehousing and storage	10	f	91	7,128	11.0	D
49319	Other warehousing and storage	2	e	33	1,660	6.1	D
51	Information	22	266	1,017	15,902	2.2	1.7
52	Finance and insurance	21	275	4,906	35,919	0.4	0.8
53	Real estate and rental and leasing	3	b	2,517	10,169	0.1	D
54	Professional, scientific, and technical services	13	c	4,770	30,999	0.3	D
55	Management of companies and enterprises	6	e	306	7,767	2.0	D
551	Management of companies and enterprises	6	e	306	7,767	2.0	D
5511	Management of companies and enterprises	6	e	306	7,767	2.0	D
55111	Management of companies and enterprises	6	e	306	7,767	2.0	D

Table A2.1 Number and Employment of Foreign-Owned Establishments in Each State, by Detailed Industry—Continues

NAICS code	Industry	Foreign-owned establishments		All U.S. establishments		Foreign-owned establishments as a percentage of all U.S. establishments ²	
		Number of establishments	Number of employees	Number of establishments	Number of employees ¹	Number of establishments	Number of employees
56	Administrative and support and waste management and remediation service	33	2,150	2,285	49,581	1.4	4.3
561	Administrative and support services	33	2,150	2,106	47,313	1.6	4.5
5613	Employment services	3	e	252	25,572	1.2	D
56132	Temporary help services	3	e	193	15,796	1.6	D
5614	Business support services	1	f	191	2,219	0.5	D
56142	Telephone call centers	1	f	23	773	4.3	D
5616	Investigation and security services	16	1,076	209	4,678	7.7	23.0
56161	Investigation, guard, and armored car services	15	g	128	4,042	11.7	D
61	Educational services	3	a	289	1,706	1.0	D
62	Health care and social assistance	39	f	5,876	146,858	0.7	D
621	Ambulatory health care services	35	f	3,954	40,998	0.9	D
6214	Outpatient care centers	32	f	273	4,787	11.7	D
62149	Other outpatient care centers	32	f	194	3,035	16.5	D
71	Arts, entertainment, and recreation	4	b	673	8,179	0.6	D
72	Accommodation and food services	55	1,358	4,817	119,626	1.1	1.1
722	Food services and drinking places	49	g	4,114	79,146	1.2	D
7223	Special food services	48	1,199	237	4,037	20.3	29.7
72231	Food service contractors	48	1,199	170	3,583	28.2	33.5
81	Other services (except public administration)	10	b	3,853	20,421	0.3	D
Missouri							
	All industries	1,986	89,039	145,348	2,329,498	1.4	3.8
21	Mining	9	c	243	3,846	3.7	D
22	Utilities	13	f	375	16,032	3.5	D
221	Utilities	13	f	375	16,032	3.5	D
2213	Water, sewage, and other systems	13	f	84	1,434	15.5	D
22131	Water supply and irrigation systems	12	f	60	g	20.0	D
23	Construction	25	3,135	15,230	164,362	0.2	1.9
236	Construction of buildings	2	e	4,211	34,889	*	D
2362	Nonresidential building construction	2	e	806	17,561	0.2	D
23622	Commercial building construction	2	e	758	16,712	0.3	D
237	Heavy and civil engineering construction	12	g	959	23,134	1.3	D
2371	Utility system construction	1	g	474	13,506	0.2	D
23711	Water and sewer system construction	1	g	266	7,760	0.4	D
2373	Highway, street, and bridge construction	11	f	292	7,426	3.8	D
23731	Highway, street, and bridge construction	11	f	292	7,426	3.8	D
238	Specialty trade contractors	11	549	10,061	106,338	0.1	0.5
2382	Building equipment contractors	8	e	3,013	39,361	0.3	D
23829	Other building equipment contractors	6	e	152	2,638	3.9	D
31-33	Manufacturing	189	34,456	6,897	296,164	2.7	11.6
42	Wholesale trade	274	6,307	8,338	129,138	3.3	4.9
423	Durable goods merchant wholesalers	175	h	4,868	64,484	3.6	D
4231	Motor vehicle and parts and supplies merchant wholesalers	46	931	640	9,003	7.2	10.3
42312	Motor vehicle supplies and new parts merchant wholesalers	26	362	323	4,147	8.0	8.7
42313	Tire and tube merchant wholesalers	15	e	57	933	26.3	D
4234	Professional and commercial equipment and supplies merchant wholesalers	19	496	655	10,252	2.9	4.8
4236	Electrical goods merchant wholesalers	32	884	476	6,906	6.7	12.8
42361	Electrical apparatus and equipment and wiring supplies merchant wholesalers	16	692	247	4,017	6.5	17.2
4237	Hardware, plumbing, and heating equipment and supplies merchant wholesalers	27	270	406	4,454	6.7	6.1
4238	Machinery, equipment, and supplies merchant wholesalers	26	527	1,322	17,156	2.0	3.1
42383	Industrial machinery and equipment merchant wholesalers	18	482	608	8,401	3.0	5.7
424	Nondurable goods merchant wholesalers	96	2,876	2,463	57,839	3.9	5.0
4241	Paper and paper product merchant wholesalers	7	397	259	17,311	2.7	2.3
4242	Drugs and druggists' sundries merchant wholesalers	7	747	140	3,927	5.0	19.0
42421	Drugs and druggists' sundries merchant wholesalers	7	747	140	3,927	5.0	19.0
4243	Apparel, piece goods, and notions merchant wholesalers	1	e	136	2,582	0.7	D
42432	Men's and boys' clothing and access merchant wholesalers	1	e	44	1,011	2.3	D
4246	Chemicals and allied products merchant wholesalers	30	805	297	3,978	10.1	20.2
42469	Other chemicals and allied products merchant wholesalers	30	805	232	3,336	12.9	24.1
4249	Miscellaneous nondurable goods merchant wholesalers	20	266	615	10,202	3.3	2.6
44-45	Retail trade	513	4,532	23,360	317,318	2.2	1.4
441	Motor vehicle and parts dealers	92	921	3,166	40,043	2.9	2.3
4413	Automotive parts, accessories, and tire stores	92	921	1,450	11,115	6.3	8.3
44132	Tire dealers	92	921	539	4,202	17.1	21.9
444	Building material and garden equipment and supplies dealers	33	262	2,320	30,932	1.4	0.8
4441	Building material and supplies dealers	33	262	1,614	24,897	2.0	1.1
445	Food and beverage stores	118	1,029	2,166	45,890	5.4	2.2
4451	Grocery stores	115	g	1,393	42,187	8.3	D
44511	Supermarkets and other grocery (except convenience) stores	64	f	1,086	40,743	5.9	D
44512	Convenience stores	51	e	307	1,444	16.6	D
446	Health and personal care stores	132	787	1,580	20,487	8.4	3.8
4461	Health and personal care stores	132	787	1,580	20,487	8.4	3.8
44613	Optical goods stores	73	f	206	1,253	35.4	D
448	Clothing and clothing accessories stores	80	946	2,676	26,639	3.0	3.6
4481	Clothing stores	29	435	1,694	20,142	1.7	2.2
4483	Jewelry, luggage, and leather goods stores	37	362	442	2,719	8.4	13.3
44831	Jewelry stores	33	e	421	2,613	7.8	D
48-49	Transportation and warehousing	131	5,430	5,091	89,027	2.6	6.1
485	Transit and ground passenger transportation	35	h	290	9,561	12.1	D
4852	Interurban and rural bus transportation	4	e	16	f	25.0	D
48521	Interurban and rural bus transportation	4	e	16	f	25.0	D
4854	School and employee bus transportation	29	g	110	6,332	26.4	D
48541	School and employee bus transportation	29	g	110	6,332	26.4	D

Table A2.1 Number and Employment of Foreign-Owned Establishments in Each State, by Detailed Industry—Continues

NAICS code	Industry	Foreign-owned establishments		All U.S. establishments		Foreign-owned establishments as a percentage of all U.S. establishments ²	
		Number of establishments	Number of employees	Number of establishments	Number of employees ¹	Number of establishments	Number of employees
488	Support activities for transportation	41	927	780	8,634	5.3	10.7
4881	Support activities for air transportation	6	e	82	2,352	7.3	D
4882	Support activities for rail transportation	1	e	25	641	4.0	D
48821	Support activities for rail transportation	1	e	25	641	4.0	D
4885	Freight transportation arrangement	32	e	430	3,589	7.4	D
48851	Freight transportation arrangement	32	e	430	3,589	7.4	D
492	Couriers and messengers	10	e	273	i	3.7	D
4921	Couriers	10	e	174	8,124	5.7	D
49211	Couriers	10	e	174	8,124	5.7	D
493	Warehousing and storage	24	1,118	325	14,453	7.4	7.7
4931	Warehousing and storage	24	1,118	325	14,453	7.4	7.7
49311	General warehousing and storage	18	g	248	12,858	7.3	D
51	Information	85	2,562	2,627	73,040	3.2	3.5
511	Publishing industries (except Internet)	12	911	612	20,630	2.0	4.4
5111	Newspaper, periodical, book, and directory publishers	8	726	507	18,104	1.6	4.0
51112	Periodical publishers	3	f	140	3,399	2.1	D
517	Telecommunications	66	f	1,134	28,911	5.8	D
5172	Wireless telecommunications carriers (except satellite)	55	f	194	4,146	28.4	D
51721	Wireless telecommunications carriers (except satellite)	55	f	194	4,146	28.4	D
518	Internet service providers, Web search portals, and data processing	2	f	307	13,041	0.7	D
5182	Data processing, hosting, and related services	2	f	307	13,041	0.7	D
51821	Data processing, hosting, and related services	2	f	307	13,041	0.7	D
52	Finance and insurance	107	4,300	11,219	137,221	1.0	3.1
522	Credit intermediation and related activities	47	429	4,984	69,167	0.9	0.6
5222	Nondepository credit intermediation	36	e	1,172	13,903	3.1	D
52229	Other nondepository credit intermediation	34	e	1,023	i	3.3	D
523	Securities intermediation and related activities	13	431	1,611	16,721	0.8	2.6
5231	Securities and commodity contracts intermediation and brokerage	12	e	1,011	9,983	1.2	D
52312	Securities brokerage	9	380	947	9,442	1.0	4.0
524	Insurance carriers and related activities	47	3,440	4,621	49,313	1.0	7.0
5241	Insurance carriers	41	3,410	748	27,874	5.5	12.2
52411	Direct life, health, and medical insurance carriers	27	2,686	257	14,255	10.5	18.8
52412	Other direct insurance carriers	14	724	480	i	2.9	D
53	Real estate and rental and leasing	20	e	7,003	39,625	0.3	D
54	Professional, scientific, and technical services	55	4,821	13,582	132,339	0.4	3.6
541	Professional, scientific, and technical services	55	4,821	13,582	132,339	0.4	3.6
5413	Architectural, engineering, and related services	14	766	1,752	21,693	0.8	3.5
54131	Architectural services	5	e	442	4,854	1.1	D
54133	Engineering services	7	e	804	13,965	0.9	D
5415	Computer systems design and related services	19	h	1,532	25,803	1.2	D
54151	Computer systems design and related services	19	h	1,532	25,803	1.2	D
5417	Scientific research and development services	7	e	162	4,395	4.3	D
54171	Research and development in the physical, engineering, and life sciences	7	e	148	4,326	4.7	D
5418	Advertising and related services	4	e	821	9,341	0.5	D
54181	Advertising agencies	2	e	285	4,488	0.7	D
55	Management of companies and enterprises	70	5,831	1,321	56,633	5.3	10.3
551	Management of companies and enterprises	70	5,831	1,321	56,633	5.3	10.3
5511	Management of companies and enterprises	70	5,831	1,321	56,633	5.3	10.3
55111	Management of companies and enterprises	70	5,831	1,321	56,633	5.3	10.3
56	Administrative and support and waste management and remediation service	123	8,279	7,546	157,760	1.6	5.2
561	Administrative and support services	110	i	7,109	151,637	1.5	D
5613	Employment services	23	g	919	61,993	2.5	D
56132	Temporary help services	22	g	580	42,427	3.8	D
5614	Business support services	8	1,235	705	17,172	1.1	7.2
56142	Telephone call centers	3	f	126	8,020	2.4	D
5615	Travel arrangement and reservation services	18	f	366	4,805	4.9	D
56151	Travel agencies	18	f	228	3,213	7.9	D
5616	Investigation and security services	39	3,436	492	12,206	7.9	28.2
56161	Investigation, guard, and armored car services	33	g	316	9,920	10.4	D
56162	Security systems services	6	g	176	2,286	3.4	D
5617	Services to buildings and dwellings	9	380	3,529	42,281	0.3	0.9
562	Waste management and remediation services	13	e	437	6,123	3.0	D
5621	Waste collection	9	e	227	3,375	4.0	D
56211	Waste collection	9	e	227	3,375	4.0	D
61	Educational services	9	b	999	8,210	0.9	D
62	Health care and social assistance	79	1,091	15,984	362,340	0.5	0.3
621	Ambulatory health care services	36	f	10,154	100,041	0.4	D
6214	Outpatient care centers	27	f	697	12,643	3.9	D
62149	Other outpatient care centers	27	f	422	7,953	6.4	D
623	Nursing and residential care facilities	39	e	1,652	68,765	2.4	D
71	Arts, entertainment, and recreation	3	b	2,161	37,529	0.1	D
72	Accommodation and food services	236	6,257	12,261	241,438	1.9	2.6
721	Accommodation	14	f	1,361	33,881	1.0	D
7211	Traveler accommodation	14	f	1,147	32,845	1.2	D
72111	Hotels (except casino hotels) and motels	14	f	1,043	25,162	1.3	D
722	Food services and drinking places	222	i	10,900	207,557	2.0	D
7222	Limited-service eating places	27	f	4,938	88,887	0.5	D
72221	Limited-service eating places	27	f	4,938	88,887	0.5	D
7223	Special food services	195	5,070	685	13,547	28.5	37.4
72231	Food service contractors	194	h	477	10,688	40.7	D
81	Other services (except public administration)	45	681	11,111	67,476	0.4	1.0
811	Repair and maintenance	30	f	4,952	27,126	0.6	D

Table A2.1 Number and Employment of Foreign-Owned Establishments in Each State, by Detailed Industry—Continues

NAICS code	Industry	Foreign-owned establishments		All U.S. establishments		Foreign-owned establishments as a percentage of all U.S. establishments ²	
		Number of establishments	Number of employees	Number of establishments	Number of employees ¹	Number of establishments	Number of employees
Montana							
	All industries	222	6,155	35,296	343,083	0.6	1.8
21	Mining	10	2,157	247	7,569	4.0	28.5
212	Mining, except oil and gas.....	6	g	53	4,206	11.3	D
2122	Metal ore mining	3	g	8	2,291	37.5	D
21229	Other metal ore mining	2	g	2	g	100.0	D
22	Utilities	1	a	194	2,761	0.5	D
23	Construction.....	5	e	5,316	30,353	0.1	D
238	Specialty trade contractors.....	5	e	3,314	17,799	0.2	D
2389	Other specialty trade contractors	3	e	675	3,875	0.4	D
23891	Site preparation contractors	2	e	458	2,590	0.4	D
31-33	Manufacturing	8	945	1,324	19,525	0.6	4.8
42	Wholesale trade	54	453	1,461	14,184	3.7	3.2
423	Durable goods merchant wholesalers.....	23	278	825	8,001	2.8	3.5
44-45	Retail trade.....	25	237	5,258	58,883	0.5	0.4
48-49	Transportation and warehousing	15	240	1,350	11,658	1.1	2.1
51	Information	18	297	638	9,500	2.8	3.1
517	Telecommunications.....	16	e	220	3,949	7.3	D
52	Finance and insurance.....	26	205	2,110	17,011	1.2	1.2
54	Professional, scientific, and technical services	10	c	3,455	16,889	0.3	D
55	Management of companies and enterprises.....	5	92	128	g	3.9	D
56	Administrative and support and waste management and remediation service	10	292	1,663	20,379	0.6	1.4
561	Administrative and support services	9	e	1,546	19,544	0.6	D
61	Educational services.....	4	a	229	1,193	1.7	D
62	Health care and social assistance	4	b	3,301	57,860	0.1	D
72	Accommodation and food services	15	f	3,360	46,137	0.4	D
722	Food services and drinking places.....	11	e	2,669	36,177	0.4	D
7223	Special food services.....	11	e	88	711	12.5	D
72231	Food service contractors.....	11	e	35	537	31.4	D
81	Other services (except public administration)	12	99	2,287	10,323	0.5	1.0
Nebraska							
	All industries	555	23,005	49,674	757,822	1.1	3.0
21	Mining	2	b	106	943	1.9	D
23	Construction.....	8	295	5,447	44,605	0.1	0.7
31-33	Manufacturing	57	11,616	1,990	99,526	2.9	11.7
42	Wholesale trade	90	1,395	3,093	38,752	2.9	3.6
423	Durable goods merchant wholesalers.....	43	f	1,607	19,388	2.7	D
424	Nondurable goods merchant wholesalers.....	45	861	1,242	17,697	3.6	4.9
4249	Miscellaneous nondurable goods merchant wholesalers.....	17	438	382	h	4.5	D
42491	Farm supplies merchant wholesalers	13	e	270	2,626	4.8	D
44-45	Retail trade.....	82	627	7,888	108,209	1.0	0.6
48-49	Transportation and warehousing	23	509	2,334	47,793	1.0	1.1
493	Warehousing and storage	6	275	82	4,536	7.3	6.1
4931	Warehousing and storage	6	275	82	4,536	7.3	6.1
51	Information	18	187	957	20,217	1.9	0.9
52	Finance and insurance.....	99	2,529	4,169	64,519	2.4	3.9
522	Credit intermediation and related activities	65	g	1,629	31,296	4.0	D
5221	Depository credit intermediation	54	g	1,155	16,982	4.7	D
52211	Commercial banking	54	g	925	14,206	5.8	D
523	Securities intermediation and related activities.....	10	f	579	3,586	1.7	D
5231	Securities and commodity contracts intermediation and brokerage	10	f	344	2,305	2.9	D
52312	Securities brokerage	10	f	289	2,122	3.5	D
524	Insurance carriers and related activities	24	836	1,960	29,571	1.2	2.8
5241	Insurance carriers	14	601	311	22,638	4.5	2.7
52412	Other direct insurance carriers.....	7	491	170	i	4.1	D
53	Real estate and rental and leasing	3	b	2,032	9,974	0.1	D
54	Professional, scientific, and technical services	15	1,278	4,220	40,829	0.4	3.1
541	Professional, scientific, and technical services	15	1,278	4,220	40,829	0.4	3.1
5415	Computer systems design and related services	7	314	558	6,226	1.3	5.0
54151	Computer systems design and related services	7	314	558	6,226	1.3	5.0
5417	Scientific research and development services.....	1	f	50	1,241	2.0	D
54171	Research and development in the physical, engineering, and life sciences	1	f	49	1,238	2.0	D
55	Management of companies and enterprises.....	17	f	354	13,994	4.8	D
551	Management of companies and enterprises.....	17	f	354	13,994	4.8	D
5511	Management of companies and enterprises.....	17	f	354	13,994	4.8	D
55111	Management of companies and enterprises.....	17	f	354	13,994	4.8	D
56	Administrative and support and waste management and remediation service	27	1,753	2,571	47,356	1.1	3.7
561	Administrative and support services	26	g	2,374	45,681	1.1	D
5614	Business support services.....	4	e	246	11,615	1.6	D
56142	Telephone call centers	2	e	73	9,614	2.7	D
5616	Investigation and security services	11	1,046	133	2,898	8.3	36.1
56161	Investigation, guard, and armored car services.....	8	f	78	2,082	10.3	D
56162	Security systems services	3	e	55	816	5.5	D
61	Educational services.....	4	a	308	1,832	1.3	D
62	Health care and social assistance	42	568	4,920	114,928	0.9	0.5
623	Nursing and residential care facilities.....	39	e	479	27,448	8.1	D
6232	Residential mental retardation/health and substance abuse facility	38	e	122	4,318	31.1	D
62321	Residential mental retardation facilities	38	e	78	3,068	48.7	D
71	Arts, entertainment, and recreation	1	b	841	11,364	0.1	D
72	Accommodation and food services	53	g	4,241	69,142	1.2	D
722	Food services and drinking places.....	49	1,191	3,765	61,544	1.3	1.9
7223	Special food services.....	49	1,191	177	2,337	27.7	51.0
72231	Food service contractors.....	49	1,191	119	1,834	41.2	64.9
81	Other services (except public administration)	14	114	4,073	22,543	0.3	0.5

Table A2.1 Number and Employment of Foreign-Owned Establishments in Each State, by Detailed Industry—Continues

NAICS code	Industry	Foreign-owned establishments		All U.S. establishments		Foreign-owned establishments as a percentage of all U.S. establishments ²	
		Number of establishments	Number of employees	Number of establishments	Number of employees ¹	Number of establishments	Number of employees
Nevada							
	All industries	1,022	47,710	60,874	1,201,718	1.7	4.0
21	Mining	26	7,775	193	12,621	13.5	61.6
212	Mining, except oil and gas	21	7,683	109	9,543	19.3	80.5
2122	Metal ore mining	17	7,619	47	8,610	36.2	88.5
21222	Gold ore and silver ore mining	15	i	41	i	36.6	D
21223	Copper, nickel, lead, and zinc mining	1	e	1	e	100.0	D
22	Utilities	5	c	108	5,327	4.6	D
23	Construction	19	2,666	5,280	122,900	0.4	2.2
237	Heavy and civil engineering construction	4	g	280	10,572	1.4	D
2373	Highway, street, and bridge construction	4	g	64	4,725	6.3	D
23731	Highway, street, and bridge construction	4	g	64	4,725	6.3	D
238	Specialty trade contractors	13	1,194	3,631	92,671	0.4	1.3
2381	Building foundation and exterior contractors	1	e	942	28,113	0.1	D
23813	Framing contractors	1	e	202	7,565	0.5	D
2382	Building equipment contractors	9	338	1,211	27,922	0.7	1.2
23829	Other building equipment contractors	5	257	62	1,224	8.1	21.0
2383	Building finishing contractors	2	f	882	24,936	0.2	D
23835	Finish carpentry contractors	1	f	128	2,558	0.8	D
31-33	Manufacturing	56	4,542	2,037	51,930	2.7	8.7
42	Wholesale trade	152	3,185	3,046	41,664	5.0	7.6
423	Durable goods merchant wholesalers	108	2,419	1,880	27,034	5.7	8.9
4234	Professional and commercial equipment and supplies merchant wholesalers	23	396	284	3,463	8.1	11.4
4237	Hardware, plumbing, and heating equipment and supplies merchant wholesalers	27	e	192	2,889	14.1	D
4238	Machinery, equipment, and supplies merchant wholesalers	19	307	342	4,266	5.6	7.2
4239	Miscellaneous durable goods merchant wholesalers	7	916	246	4,162	2.8	22.0
42399	Other miscellaneous durable goods merchant wholesalers	5	f	98	h	5.1	D
424	Nondurable goods merchant wholesalers	42	f	889	13,276	4.7	D
44-45	Retail trade	305	3,837	8,492	139,829	3.6	2.7
444	Building material and garden equipment and supplies dealers	26	297	542	10,340	4.8	2.9
4441	Building material and supplies dealers	26	297	461	9,092	5.6	3.3
445	Food and beverage stores	14	e	868	22,123	1.6	D
4451	Grocery stores	13	e	615	20,559	2.1	D
44511	Supermarkets and other grocery (except convenience) stores	6	e	381	19,220	1.6	D
446	Health and personal care stores	78	757	679	8,776	11.5	8.6
4461	Health and personal care stores	78	757	679	8,776	11.5	8.6
44612	Cosmetics, beauty supplies, and perfume stores	18	e	140	1,176	12.9	D
44613	Optical goods stores	44	e	107	656	41.1	D
447	Gasoline stations	40	435	737	7,885	5.4	5.5
4471	Gasoline stations	40	435	737	7,885	5.4	5.5
44711	Gasoline stations with convenience stores	40	435	663	6,581	6.0	6.6
448	Clothing and clothing accessories stores	97	1,445	1,619	19,203	6.0	7.5
4481	Clothing stores	52	941	1,025	14,413	5.1	6.5
44814	Family clothing stores	21	551	330	7,264	6.4	7.6
4483	Jewelry, luggage, and leather goods stores	28	317	302	2,256	9.3	14.1
48-49	Transportation and warehousing	51	3,566	1,543	48,376	3.3	7.4
485	Transit and ground passenger transportation	4	g	127	15,641	3.1	D
4851	Urban transit systems	2	g	7	1,546	28.6	D
48511	Urban transit systems	2	g	7	1,546	28.6	D
488	Support activities for transportation	20	1,051	296	4,276	6.8	24.6
4881	Support activities for air transportation	9	959	79	2,052	11.4	46.7
48811	Airport operations	9	959	33	1,499	27.3	64.0
493	Warehousing and storage	17	776	157	9,583	10.8	8.1
4931	Warehousing and storage	17	776	157	9,583	10.8	8.1
49311	General warehousing and storage	11	482	124	9,049	8.9	5.3
49319	Other warehousing and storage	5	e	26	e	19.2	D
51	Information	47	943	1,109	17,914	4.2	5.3
517	Telecommunications	38	723	382	6,907	9.9	10.5
5171	Wired telecommunications carriers	4	e	210	5,105	1.9	D
51711	Wired telecommunications carriers	4	e	210	5,105	1.9	D
5172	Wireless telecommunications carriers (except satellite)	33	e	102	1,217	32.4	D
51721	Wireless telecommunications carriers (except satellite)	33	e	102	1,217	32.4	D
52	Finance and insurance	68	1,783	4,841	42,034	1.4	4.2
522	Credit intermediation and related activities	37	1,531	2,209	27,698	1.7	5.5
5222	Nondepository credit intermediation	18	g	683	10,063	2.6	D
52221	Credit card issuing	1	g	6	h	16.7	D
53	Real estate and rental and leasing	23	472	4,613	31,603	0.5	1.5
531	Real estate	14	e	3,870	21,847	0.4	D
5313	Activities related to real estate	3	e	1,033	7,955	0.3	D
53131	Real estate property managers	3	e	559	6,649	0.5	D
54	Professional, scientific, and technical services	15	e	7,925	58,085	0.2	D
541	Professional, scientific, and technical services	15	e	7,925	58,085	0.2	D
55	Management of companies and enterprises	29	466	667	13,619	4.3	3.4
551	Management of companies and enterprises	29	466	667	13,619	4.3	3.4
5511	Management of companies and enterprises	29	466	667	13,619	4.3	3.4
55111	Management of companies and enterprises	29	466	667	13,619	4.3	3.4
56	Administrative and support and waste management and remediation service	59	3,478	4,329	131,317	1.4	2.6
561	Administrative and support services	57	h	4,191	127,654	1.4	D
5613	Employment services	17	718	446	68,421	3.8	1.0
56132	Temporary help services	17	718	277	28,108	6.1	2.6
5614	Business support services	4	e	514	7,787	0.8	D
56142	Telephone call centers	1	e	73	4,130	1.4	D
5616	Investigation and security services	26	2,034	291	10,757	8.9	18.9
56161	Investigation, guard, and armored car services	20	g	199	9,290	10.1	D
56162	Security systems services	6	e	92	1,467	6.5	D

Table A2.1 Number and Employment of Foreign-Owned Establishments in Each State, by Detailed Industry—Continues

NAICS code	Industry	Foreign-owned establishments		All U.S. establishments		Foreign-owned establishments as a percentage of all U.S. establishments ²	
		Number of establishments	Number of employees	Number of establishments	Number of employees ¹	Number of establishments	Number of employees
61	Educational services	4	b	517	4,814	0.8	D
62	Health care and social assistance	58	f	5,772	96,633	1.0	D
621	Ambulatory health care services	7	433	4,656	40,757	0.2	1.1
6219	Other ambulatory health care services	7	433	59	2,018	11.9	21.5
62191	Ambulance services	2	e	16	747	12.5	D
623	Nursing and residential care facilities	50	e	314	9,804	15.9	D
6232	Residential mental retardation/health and substance abuse facility	45	e	109	1,706	41.3	D
62321	Residential mental retardation facilities	45	e	87	1,227	51.7	D
71	Arts, entertainment, and recreation	9	c	1,261	30,274	0.7	D
72	Accommodation and food services	70	13,221	5,570	325,544	1.3	4.1
721	Accommodation	15	i	631	228,440	2.4	D
7211	Traveler accommodation	15	i	569	227,912	2.6	D
72111	Hotels (except casino hotels) and motels	14	e	412	10,046	3.4	D
72112	Casino hotels	1	i	144	217,829	0.7	D
722	Food services and drinking places	55	h	4,939	97,104	1.1	D
7222	Limited-service eating places	11	e	2,590	36,747	0.4	D
72221	Limited-service eating places	11	e	2,590	36,747	0.4	D
7223	Special food services	43	h	147	5,905	29.3	D
72231	Food service contractors	43	h	78	5,374	55.1	D
81	Other services (except public administration)	26	319	3,571	27,234	0.7	1.2
811	Repair and maintenance	19	e	1,650	10,557	1.2	D
New Hampshire							
	All industries	947	39,483	37,792	542,916	2.5	7.3
21	Mining	4	b	42	347	9.5	D
22	Utilities	14	114	97	3,178	14.4	3.6
23	Construction	2	a	4,357	30,054	*	D
31-33	Manufacturing	85	19,556	2,104	81,383	4.0	24.0
42	Wholesale trade	69	1,695	1,886	24,960	3.7	6.8
423	Durable goods merchant wholesalers	45	1,097	1,214	15,187	3.7	7.2
4236	Electrical goods merchant wholesalers	11	305	205	2,904	5.4	10.5
424	Nondurable goods merchant wholesalers	24	598	429	8,924	5.6	6.7
4244	Grocery and related products merchant wholesalers	10	387	115	2,905	8.7	13.3
42449	Other grocery and related products merchant wholesalers	10	387	60	861	16.7	44.9
44-45	Retail trade	302	8,329	6,603	98,333	4.6	8.5
445	Food and beverage stores	50	i	703	20,704	7.1	D
4451	Grocery stores	38	h	496	19,411	7.7	D
44511	Supermarkets and other grocery (except convenience) stores	37	h	281	18,233	13.2	D
446	Health and personal care stores	83	1,062	373	4,854	22.3	21.9
4461	Health and personal care stores	83	1,062	373	4,854	22.3	21.9
44611	Pharmacies and drug stores	38	f	175	3,760	21.7	D
447	Gasoline stations	90	f	682	4,943	13.2	D
4471	Gasoline stations	90	f	682	4,943	13.2	D
44711	Gasoline stations with convenience stores	63	f	535	4,168	11.8	D
448	Clothing and clothing accessories stores	41	483	779	8,378	5.3	5.8
4483	Jewelry, luggage, and leather goods stores	19	e	167	1,062	11.4	D
44831	Jewelry stores	17	e	160	1,041	10.6	D
454	Nonstore retailers	12	f	457	5,791	2.6	D
4541	Electronic shopping and mail-order houses	1	e	183	2,865	0.5	D
45411	Electronic shopping and mail-order houses	1	e	183	2,865	0.5	D
4543	Direct selling establishments	11	e	257	2,826	4.3	D
45431	Fuel dealers	11	e	160	2,388	6.9	D
48-49	Transportation and warehousing	24	1,123	847	12,703	2.8	8.8
485	Transit and ground passenger transportation	15	g	125	3,471	12.0	D
4854	School and employee bus transportation	14	f	49	2,292	28.6	D
48541	School and employee bus transportation	14	f	49	2,292	28.6	D
51	Information	31	1,072	790	15,482	3.9	6.9
511	Publishing industries (except Internet)	6	862	247	8,604	2.4	10.0
5112	Software publishers	5	f	117	5,069	4.3	D
51121	Software publishers	5	f	117	5,069	4.3	D
52	Finance and insurance	230	2,991	2,095	28,111	11.0	10.6
522	Credit intermediation and related activities	192	2,149	945	10,150	20.3	21.2
5221	Depository credit intermediation	180	g	565	6,992	31.9	D
52211	Commercial banking	69	f	237	2,591	29.1	D
52212	Savings institutions	111	g	243	3,162	45.7	D
523	Securities intermediation and related activities	21	463	383	2,282	5.5	20.3
5231	Securities and commodity contracts intermediation and brokerage	19	e	147	f	12.9	D
52312	Securities brokerage	19	e	141	f	13.5	D
524	Insurance carriers and related activities	17	379	767	15,679	2.2	2.4
53	Real estate and rental and leasing	6	122	1,534	7,266	0.4	1.7
54	Professional, scientific, and technical services	14	361	3,993	29,453	0.4	1.2
541	Professional, scientific, and technical services	14	361	3,993	29,453	0.4	1.2
5415	Computer systems design and related services	8	295	701	5,577	1.1	5.3
54151	Computer systems design and related services	8	295	701	5,577	1.1	5.3
55	Management of companies and enterprises	37	g	223	i	16.6	D
551	Management of companies and enterprises	37	g	223	i	16.6	D
5511	Management of companies and enterprises	37	g	223	i	16.6	D
55111	Management of companies and enterprises	37	g	223	i	16.6	D
56	Administrative and support and waste management and remediation service	30	896	2,198	34,880	1.4	2.6
561	Administrative and support services	30	896	2,030	33,232	1.5	2.7
5613	Employment services	17	f	248	20,305	6.9	D
56132	Temporary help services	16	f	160	9,026	10.0	D
61	Educational services	1	a	398	3,564	0.3	D
62	Health care and social assistance	4	c	3,492	83,717	0.1	D
72	Accommodation and food services	60	f	3,508	55,268	1.7	D
722	Food services and drinking places	57	927	2,930	45,825	1.9	2.0
7223	Special food services	57	927	208	2,238	27.4	41.4
72231	Food service contractors	57	927	151	1,706	37.7	54.3
81	Other services (except public administration)	34	340	2,886	16,153	1.2	2.1

Table A2.1 Number and Employment of Foreign-Owned Establishments in Each State, by Detailed Industry—Continues

NAICS code	Industry	Foreign-owned establishments		All U.S. establishments		Foreign-owned establishments as a percentage of all U.S. establishments ²	
		Number of establishments	Number of employees	Number of establishments	Number of employees ¹	Number of establishments	Number of employees
New Jersey							
	All industries	4,751	272,273	234,387	3,593,106	2.0	7.6
21	Mining	17	777	100	1,890	17.0	41.1
212	Mining, except oil and gas	15	e	81	g	18.5	D
2123	Nonmetallic mineral mining and quarrying	15	e	80	1,362	18.8	D
21231	Stone mining and quarrying	8	e	31	703	25.8	D
213	Support activities for mining	2	e	18	f	11.1	D
2131	Support activities for mining	2	e	18	f	11.1	D
21311	Support activities for mining	2	e	18	f	11.1	D
22	Utilities	54	2,676	337	18,334	16.0	14.6
221	Utilities	54	2,676	337	18,334	16.0	14.6
2213	Water, sewage, and other systems	48	h	86	3,098	55.8	D
22131	Water supply and irrigation systems	39	h	67	h	58.2	D
23	Construction	45	4,980	23,142	180,251	0.2	2.8
236	Construction of buildings	10	1,085	6,397	36,176	0.2	3.0
2362	Nonresidential building construction	7	f	1,143	15,317	0.6	D
23622	Commercial building construction	6	940	1,113	14,866	0.5	6.3
237	Heavy and civil engineering construction	8	2,081	904	20,783	0.9	10.0
2371	Utility system construction	4	940	403	9,358	1.0	10.0
23713	Power and communication system construction	3	f	103	3,903	2.9	D
2373	Highway, street, and bridge construction	2	f	294	8,446	0.7	D
23731	Highway, street, and bridge construction	2	f	294	8,446	0.7	D
2379	Other heavy construction	2	e	144	2,543	1.4	D
23799	Other heavy construction	2	e	144	2,543	1.4	D
238	Specialty trade contractors	27	1,814	15,841	123,291	0.2	1.5
2382	Building equipment contractors	20	1,665	6,389	56,783	0.3	2.9
23821	Electrical contractors	9	f	2,647	25,025	0.3	D
23829	Other building equipment contractors	8	893	263	4,577	3.0	19.5
31-33	Manufacturing	236	33,981	9,236	309,631	2.6	11.0
42	Wholesale trade	651	44,044	16,174	283,501	4.0	15.5
423	Durable goods merchant wholesalers	456	22,041	8,885	145,009	5.1	15.2
4231	Motor vehicle and parts and supplies merchant wholesalers	39	2,617	799	14,026	4.9	18.7
42311	Automobile and other motor vehicle merchant wholesalers	17	1,288	212	4,234	8.0	30.4
42312	Motor vehicle supplies and new parts merchant wholesalers	17	g	449	8,106	3.8	D
4232	Furniture and home furnishing merchant wholesalers	12	948	726	10,544	1.7	9.0
42322	Home furnishing merchant wholesalers	11	f	448	i	2.5	D
4234	Professional and commercial equipment and supplies merchant wholesalers	94	8,070	1,521	40,467	6.2	19.9
42341	Photo equipment and supplies merchant wholesalers	6	545	45	g	13.3	D
42342	Office equipment merchant wholesalers	41	4,334	275	7,899	14.9	54.9
42343	Computers and peripheral equipment and software merchant wholesalers	18	801	479	14,465	3.8	5.5
42345	Medical, dental, and hospital equipment and supplies merchant wholesalers	16	1,655	362	10,933	4.4	15.1
42346	Ophthalmic goods merchant wholesalers	7	564	60	g	11.7	D
4235	Metal and mineral (except petrol) merchant wholesalers	22	283	377	i	5.8	D
42351	Metal service centers and other metal merchant wholesalers	21	e	362	4,572	5.8	D
4236	Electrical goods merchant wholesalers	110	5,676	1,198	23,254	9.2	24.4
42361	Electrical apparatus and equipment and wiring supplies merchant wholesalers	38	1,034	466	6,540	8.2	15.8
42362	Electrical appliance, TV, and radio merchant wholesalers	19	3,018	146	5,250	13.0	57.5
42369	Other electronic parts and equipment merchant wholesalers	53	1,624	586	11,464	9.0	14.2
4237	Hardware, plumbing, and heating equipment and supplies merchant wholesalers	59	469	649	7,623	9.1	6.2
42372	Plumbing and heating equipment and supplies merchant wholesalers	20	e	200	2,782	10.0	D
4238	Machinery, equipment, and supplies merchant wholesalers	85	2,569	1,738	21,237	4.9	12.1
42383	Industrial machinery and equipment merchant wholesalers	56	1,376	980	10,831	5.7	12.7
42386	Transportation equipment and supplies (except motor vehicle) merchant wholesalers	6	f	76	1,429	7.9	D
4239	Miscellaneous durable goods merchant wholesalers	22	1,262	1,338	j	1.6	D
42394	Jewelry, watch, precious stone, and precious metal merchant wholesalers	4	600	279	2,364	1.4	25.4
42399	Other miscellaneous durable goods merchant wholesalers	6	e	479	h	1.3	D
424	Nondurable goods merchant wholesalers	187	j	5,727	127,447	3.3	D
4241	Paper and paper product merchant wholesalers	6	319	623	9,111	1.0	3.5
4242	Drugs and druggists' sundries merchant wholesalers	42	14,842	567	37,346	7.4	39.7
42421	Drugs and druggists' sundries merchant wholesalers	42	14,842	567	37,346	7.4	39.7
4244	Grocery and related products merchant wholesalers	44	3,570	1,594	37,376	2.8	9.6
42443	Dairy product (except dried/canned) merchant wholesalers	5	393	131	h	3.8	D
42445	Confectionery merchant wholesalers	5	g	116	5,874	4.3	D
42449	Other grocery and related products merchant wholesalers	26	1,955	592	j	4.4	D
4246	Chemicals and allied products merchant wholesalers	46	1,007	659	7,539	7.0	13.4
42469	Other chemicals and allied products merchant wholesalers	38	892	480	5,554	7.9	16.1
4249	Miscellaneous nondurable goods merchant wholesalers	21	1,342	970	j	2.2	D
42492	Book, periodical, and newspaper merchant wholesalers	4	g	112	4,461	3.6	D
425	Wholesale electronic markets and agents and brokers	8	e	1,562	11,045	0.5	D
4251	Wholesale electronic markets and agents and brokers	8	e	1,562	11,045	0.5	D
42512	Wholesale trade agents and brokers	8	e	1,555	j	0.5	D
44-45	Retail trade	1,034	27,450	34,482	460,843	3.0	6.0
441	Motor vehicle and parts dealers	64	g	2,756	48,275	2.3	D
4411	Automobile dealers	13	g	1,313	35,910	1.0	D
44111	New car dealers	13	g	729	33,942	1.8	D
4413	Automotive parts, accessories, and tire stores	51	502	1,126	9,329	4.5	5.4
44132	Tire dealers	48	e	391	3,180	12.3	D
442	Furniture and home furnishings stores	19	1,171	2,045	18,703	0.9	6.3
4421	Furniture stores	6	f	952	7,733	0.6	D
44211	Furniture stores	6	f	952	7,733	0.6	D
4422	Home furnishings stores	13	e	1,093	10,970	1.2	D
44229	Other home furnishings stores	13	e	679	8,690	1.9	D
444	Building material and garden equipment and supplies dealers	49	779	2,363	37,816	2.1	2.1
4441	Building material and supplies dealers	49	779	1,931	34,617	2.5	2.3
44419	Other building material dealers	47	f	1,188	12,616	4.0	D

Table A2.1 Number and Employment of Foreign-Owned Establishments in Each State, by Detailed Industry—Continues

NAICS code	Industry	Foreign-owned establishments		All U.S. establishments		Foreign-owned establishments as a percentage of all U.S. establishments ²	
		Number of establishments	Number of employees	Number of establishments	Number of employees ¹	Number of establishments	Number of employees
445	Food and beverage stores	179	14,379	6,927	107,638	2.6	13.4
4451	Grocery stores	162	j	3,994	92,770	4.1	D
44511	Supermarkets and other grocery (except convenience) stores	160	j	2,576	83,568	6.2	D
446	Health and personal care stores	389	4,884	2,969	36,961	13.1	13.2
4461	Health and personal care stores	389	4,884	2,969	36,961	13.1	13.2
44611	Pharmacies and drug stores	140	h	1,496	29,376	9.4	D
44612	Cosmetics, beauty supplies, and perfume stores	38	610	452	2,685	8.4	22.7
44613	Optical goods stores	136	f	484	2,322	28.1	D
44619	Other health and personal care stores	75	e	537	2,578	14.0	D
447	Gasoline stations	62	435	2,545	15,721	2.4	2.8
4471	Gasoline stations	62	435	2,545	15,721	2.4	2.8
44719	Other gasoline stations	51	e	1,796	8,119	2.8	D
448	Clothing and clothing accessories stores	194	2,775	5,787	63,287	3.4	4.4
4481	Clothing stores	102	2,028	3,641	50,431	2.8	4.0
44812	Women's clothing stores	67	1,369	1,386	16,461	4.8	8.3
44814	Family clothing stores	21	549	851	20,899	2.5	2.6
4482	Shoe stores	35	262	1,026	7,623	3.4	3.4
44821	Shoe stores	35	262	1,026	7,623	3.4	3.4
4483	Jewelry, luggage, and leather goods stores	57	485	1,120	5,233	5.1	9.3
44831	Jewelry stores	44	e	1,076	5,008	4.1	D
454	Nonstore retailers	9	753	1,685	21,611	0.5	3.5
4543	Direct selling establishments	6	f	901	7,485	0.7	D
45439	Other direct selling establishments	6	f	610	3,853	1.0	D
48-49	Transportation and warehousing	236	16,186	7,440	181,595	3.2	8.9
484	Truck transportation	13	631	3,397	46,322	0.4	1.4
4841	General freight trucking	8	272	2,025	31,001	0.4	0.9
48412	General freight trucking, long-distance	8	272	651	20,147	1.2	1.4
4842	Specialized freight trucking	5	359	1,372	15,321	0.4	2.3
48423	Specialized freight (except used goods) trucking, long-distance	5	359	267	5,232	1.9	6.9
485	Transit and ground passenger transportation	49	6,062	1,157	30,387	4.2	19.9
4851	Urban transit systems	11	g	64	2,603	17.2	D
48511	Urban transit systems	11	g	64	2,603	17.2	D
4854	School and employee bus transportation	34	h	270	17,599	12.6	D
48541	School and employee bus transportation	34	h	270	17,599	12.6	D
488	Support activities for transportation	99	5,741	1,582	30,276	6.3	19.0
4881	Support activities for air transportation	14	1,730	107	13.1	D	D
48811	Airport operations	9	1,257	44	g	20.5	D
48819	Other support activities for air transportation	5	473	63	4,540	7.9	10.4
4883	Support activities for water transportation	11	646	95	5,409	11.6	11.9
48832	Marine cargo handling	4	e	24	4,378	16.7	D
4885	Freight transportation arrangement	69	3,184	947	13,296	7.3	23.9
48851	Freight transportation arrangement	69	3,184	947	13,296	7.3	23.9
492	Couriers and messengers	12	g	372	24,657	3.2	D
4921	Couriers	12	g	233	23,589	5.2	D
49211	Couriers	12	g	233	23,589	5.2	D
493	Warehousing and storage	52	2,145	629	28,860	8.3	7.4
4931	Warehousing and storage	52	2,145	629	28,860	8.3	7.4
49311	General warehousing and storage	41	g	486	23,558	8.4	D
49319	Other warehousing and storage	11	h	98	11.2	D	D
51	Information	279	15,305	4,092	134,356	6.8	11.4
511	Publishing industries (except Internet)	38	6,342	921	46,384	4.1	13.7
5111	Newspaper, periodical, book, and directory publishers	22	5,729	638	38,885	3.4	14.7
51112	Periodical publishers	6	f	286	7,038	2.1	D
51113	Book publishers	3	h	94	j	3.2	D
51114	Directory and mailing list publishers	9	f	50	g	18.0	D
5112	Software publishers	16	613	283	7,499	5.7	8.2
51121	Software publishers	16	613	283	7,499	5.7	8.2
512	Motion picture and sound recording industries	3	e	507	i	0.6	D
5122	Sound recording industries	1	e	86	g	1.2	D
51222	Integrated record production/distribution	1	e	12	f	8.3	D
515	Broadcasting (except Internet)	33	g	122	h	27.0	D
5151	Radio and television broadcasting	18	e	93	g	19.4	D
51512	Television broadcasting	18	e	32	f	56.3	D
5152	Cable and other subscription programming	15	g	29	g	51.7	D
51521	Cable and other subscription programming	15	g	29	g	51.7	D
517	Telecommunications	183	5,586	1,654	61,510	11.1	9.1
5171	Wired telecommunications carriers	56	f	1,145	45,636	4.9	D
51711	Wired telecommunications carriers	56	f	1,145	45,636	4.9	D
5172	Wireless telecommunications carriers (except satellite)	121	h	292	10,323	41.4	D
51721	Wireless telecommunications carriers (except satellite)	121	h	292	10,323	41.4	D
518	Internet service providers, Web search portals, and data processing	13	g	659	13,802	2.0	D
5182	Data processing, hosting, and related services	13	g	659	13,802	2.0	D
51821	Data processing, hosting, and related services	13	g	659	13,802	2.0	D
52	Finance and insurance	648	20,091	12,886	213,509	5.0	9.4
522	Credit intermediation and related activities	454	5,063	5,940	82,797	7.6	6.1
5221	Depository credit intermediation	381	3,886	3,765	53,251	10.1	7.3
52211	Commercial banking	158	g	2,363	37,117	6.7	D
52212	Savings institutions	223	g	1,077	12,165	20.7	D
5222	Nondepository credit intermediation	65	f	1,236	21,142	5.3	D
52222	Sales financing	13	573	206	3,155	6.3	18.2
52229	Other nondepository credit intermediation	52	e	1,017	j	5.1	D
523	Securities intermediation and related activities	97	10,588	2,660	46,242	3.6	22.9
5231	Securities and commodity contracts intermediation and brokerage	69	8,906	1,255	30,660	5.5	29.0
52311	Investment banking and securities dealing	4	e	160	i	2.5	D
52312	Securities brokerage	63	i	1,008	23,168	6.3	D

Table A2.1 Number and Employment of Foreign-Owned Establishments in Each State, by Detailed Industry—Continues

NAICS code	Industry	Foreign-owned establishments		All U.S. establishments		Foreign-owned establishments as a percentage of all U.S. establishments ²	
		Number of establishments	Number of employees	Number of establishments	Number of employees ¹	Number of establishments	Number of employees
5239	Other financial investment activities.....	28	1,682	1,404	j	2.0	D
52392	Portfolio management.....	20	615	581	i	3.4	D
52399	All other financial investment activities.....	5	f	87	i	5.7	D
524	Insurance carriers and related activities.....	97	4,440	4,284	83,941	2.3	5.3
5241	Insurance carriers.....	78	4,195	1,000	52,389	7.8	8.0
52411	Direct life, health, and medical insurance carriers.....	37	1,346	428	28,878	8.6	4.7
52412	Other direct insurance carriers.....	33	g	544	21,916	6.1	D
52413	Reinsurance carriers.....	8	g	28	1,595	28.6	D
53	Real estate and rental and leasing.....	63	1,211	9,618	64,021	0.7	1.9
531	Real estate.....	42	629	8,110	42,755	0.5	1.5
5313	Activities related to real estate.....	9	e	2,116	15,305	0.4	D
53131	Real estate property managers.....	4	342	1,406	11,770	0.3	2.9
532	Rental and leasing services.....	16	e	1,446	j	1.1	D
5324	Commercial and industrial machinery and equipment rental and leasing.....	14	e	341	4,160	4.1	D
53249	Other commercial/industrial machinery and equipment rental and leasing.....	8	305	208	h	3.8	D
54	Professional, scientific, and technical services.....	191	28,838	31,141	331,838	0.6	8.7
541	Professional, scientific, and technical services.....	191	28,838	31,141	331,838	0.6	8.7
5412	Accounting, tax preparation, bookkeeping, and payroll services.....	2	e	3,754	45,727	0.1	D
54121	Accounting, tax preparation, bookkeeping, and payroll services.....	2	e	3,754	45,727	0.1	D
5413	Architectural, engineering, and related services.....	44	2,631	3,469	43,790	1.3	6.0
54133	Engineering services.....	34	2,266	1,754	31,133	1.9	7.3
54138	Testing laboratories.....	9	e	221	4,290	4.1	D
5415	Computer systems design and related services.....	45	4,072	7,265	76,963	0.6	5.3
54151	Computer systems design and related services.....	45	4,072	7,265	76,963	0.6	5.3
5416	Management, scientific, and technical consulting services.....	25	1,468	4,810	31,157	0.5	4.7
54161	Management consulting services.....	18	1,351	3,965	26,348	0.5	5.1
5417	Scientific research and development services.....	47	16,642	565	54,056	8.3	30.8
54171	Research and development in the physical, engineering, and life sciences.....	46	j	532	53,608	8.6	D
5418	Advertising and related services.....	11	g	1,426	16,361	0.8	D
54189	Other services related to advertising.....	3	g	289	4,267	1.0	D
5419	Other professional, scientific, and technical services.....	17	1,394	2,000	18,438	0.9	7.6
54191	Marketing research and public opinion polling.....	14	f	292	5,644	4.8	D
54199	All other professional, scientific, and technical services.....	2	f	616	2,782	0.3	D
55	Management of companies and enterprises.....	226	37,968	1,438	129,721	15.7	29.3
551	Management of companies and enterprises.....	226	37,968	1,438	129,721	15.7	29.3
5511	Management of companies and enterprises.....	226	37,968	1,438	129,721	15.7	29.3
55111	Management of companies and enterprises.....	226	37,968	1,438	129,721	15.7	29.3
56	Administrative and support and waste management and remediation service.....	210	19,169	13,948	306,124	1.5	6.3
561	Administrative and support services.....	202	18,798	13,202	291,840	1.5	6.4
5612	Facilities support services.....	17	579	199	6,657	8.5	8.7
56121	Facilities support services.....	17	579	199	6,657	8.5	8.7
5613	Employment services.....	77	11,519	1,852	137,693	4.2	8.4
56132	Temporary help services.....	74	j	1,006	91,005	7.4	D
5614	Business support services.....	13	1,297	964	23,427	1.3	5.5
56141	Document preparation services.....	2	f	157	1,653	1.3	D
56143	Business service centers.....	1	e	248	2,732	0.4	D
56149	Other business support services.....	6	270	192	3,258	3.1	8.3
5615	Travel arrangement and reservation services.....	23	293	971	6,505	2.4	4.5
56151	Travel agencies.....	21	e	736	3,689	2.9	D
5616	Investigation and security services.....	39	3,828	748	26,176	5.2	14.6
56161	Investigation, guard, and armored car services.....	34	h	382	22,291	8.9	D
56162	Security systems services.....	5	f	366	3,885	1.4	D
5617	Services to buildings and dwellings.....	13	1,058	6,875	60,679	0.2	1.7
56172	Janitorial services.....	5	778	1,702	37,229	0.3	2.1
562	Waste management and remediation services.....	8	371	746	14,284	1.1	2.6
5621	Waste collection.....	2	e	352	7,912	0.6	D
56211	Waste collection.....	2	e	352	7,912	0.6	D
61	Educational services.....	29	688	2,460	26,082	1.2	2.6
611	Educational services.....	29	688	2,460	26,082	1.2	2.6
6115	Technical and trade schools.....	5	311	207	3,113	2.4	10.0
61151	Technical and trade schools.....	5	311	207	3,113	2.4	10.0
6116	Other schools and instruction.....	9	e	1,782	14,771	0.5	D
61163	Language schools.....	7	e	81	948	8.6	D
62	Health care and social assistance.....	56	1,601	25,777	503,370	0.2	0.3
621	Ambulatory health care services.....	31	g	19,596	189,138	0.2	D
6214	Outpatient care centers.....	23	f	731	17,406	3.1	D
62149	Other outpatient care centers.....	23	f	484	11,613	4.8	D
6215	Medical and diagnostic laboratories.....	1	e	486	13,552	0.2	D
62151	Medical and diagnostic laboratories.....	1	e	486	13,552	0.2	D
71	Arts, entertainment, and recreation.....	6	1,518	3,543	51,054	0.2	3.0
713	Amusement, gambling, and recreation industries.....	4	g	2,414	42,769	0.2	D
7139	Other amusement and recreation services.....	2	g	2,301	40,979	0.1	D
71392	Skiing facilities.....	1	g	4	1,443	25.0	D
72	Accommodation and food services.....	670	14,085	19,526	291,327	3.4	4.8
721	Accommodation.....	8	e	1,340	69,627	0.6	D
7211	Traveler accommodation.....	8	e	1,165	68,648	0.7	D
72111	Hotels (except casino hotels) and motels.....	8	e	1,061	26,158	0.8	D
722	Food services and drinking places.....	662	j	18,186	221,700	3.6	D
7222	Limited-service eating places.....	7	e	8,826	78,578	0.1	D
72221	Limited-service eating places.....	7	e	8,826	78,578	0.1	D
7223	Special food services.....	654	13,257	1,802	31,356	36.3	42.3
72231	Food service contractors.....	654	13,257	1,268	23,596	51.6	56.2
81	Other services (except public administration).....	100	1,705	19,047	105,659	0.5	1.6
811	Repair and maintenance.....	65	1,283	6,536	35,166	1.0	3.6
8111	Automotive repair and maintenance.....	50	893	5,024	26,023	1.0	3.4
81111	Automotive mechanical and electrical repair and maintenance.....	10	e	2,972	10,831	0.3	D
81119	Other automotive repair and maintenance.....	31	f	801	7,420	3.9	D
812	Personal and laundry services.....	34	e	9,814	50,036	0.3	D
8121	Personal care services.....	32	e	6,102	29,532	0.5	D
81219	Other personal care services.....	32	e	615	3,579	5.2	D

Table A2.1 Number and Employment of Foreign-Owned Establishments in Each State, by Detailed Industry—Continues

NAICS code	Industry	Foreign-owned establishments		All U.S. establishments		Foreign-owned establishments as a percentage of all U.S. establishments ²	
		Number of establishments	Number of employees	Number of establishments	Number of employees ¹	Number of establishments	Number of employees
New Mexico							
	All industries	641	18,365	44,516	619,500	1.4	3.0
21	Mining	17	2,755	606	19,993	2.8	13.8
212	Mining, except oil and gas.....	8	g	52	4,687	15.4	D
2121	Coal mining.....	5	g	8	2,153	62.5	D
21211	Coal mining.....	5	g	8	2,153	62.5	D
213	Support activities for mining.....	8	f	384	11,388	2.1	D
2131	Support activities for mining.....	8	f	384	11,388	2.1	D
21311	Support activities for mining.....	8	f	384	11,388	2.1	D
22	Utilities	2	b	220	5,012	0.9	D
23	Construction.....	7	403	5,306	55,006	0.1	0.7
238	Specialty trade contractors.....	6	e	3,188	32,531	0.2	D
2389	Other specialty trade contractors.....	2	e	321	4,458	0.6	D
23891	Site preparation contractors.....	1	e	191	3,500	0.5	D
31-33	Manufacturing	36	2,895	1,572	35,374	2.3	8.2
42	Wholesale trade	80	1,169	2,036	22,943	3.9	5.1
423	Durable goods merchant wholesalers.....	57	737	1,266	13,381	4.5	5.5
424	Nondurable goods merchant wholesalers.....	22	e	625	8,758	3.5	D
44-45	Retail trade	137	1,276	7,208	97,385	1.9	1.3
447	Gasoline stations	49	e	970	8,512	5.1	D
4471	Gasoline stations	49	e	970	8,512	5.1	D
44711	Gasoline stations with convenience stores	49	e	772	6,168	6.3	D
48-49	Transportation and warehousing.....	28	750	1,374	17,192	2.0	4.4
485	Transit and ground passenger transportation.....	7	f	149	3,506	4.7	D
4854	School and employee bus transportation.....	7	f	88	2,428	8.0	D
48541	School and employee bus transportation.....	7	f	88	2,428	8.0	D
51	Information	34	3,034	828	13,987	4.1	21.7
517	Telecommunications.....	30	h	333	7,737	9.0	D
5172	Wireless telecommunications carriers (except satellite)	28	h	98	4,126	28.6	D
51721	Wireless telecommunications carriers (except satellite)	28	h	98	4,126	28.6	D
52	Finance and insurance.....	61	513	2,973	25,485	2.1	2.0
522	Credit intermediation and related activities	46	397	1,549	15,936	3.0	2.5
5221	Depository credit intermediation	37	e	668	11,142	5.5	D
52211	Commercial banking.....	37	e	486	8,109	7.6	D
53	Real estate and rental and leasing	10	c	2,525	11,678	0.4	D
54	Professional, scientific, and technical services.....	15	243	4,832	44,310	0.3	0.5
55	Management of companies and enterprises.....	4	b	211	4,804	1.9	D
56	Administrative and support and waste management and remediation service	24	2,502	1,979	45,621	1.2	5.5
561	Administrative and support services.....	23	h	1,812	42,467	1.3	D
5613	Employment services.....	4	e	197	19,150	2.0	D
56132	Temporary help services.....	4	e	145	9,361	2.8	D
5614	Business support services.....	4	g	224	4,907	1.8	D
56142	Telephone call centers	2	g	37	3,621	5.4	D
5616	Investigation and security services	8	520	174	5,340	4.6	9.7
56161	Investigation, guard, and armored car services	6	e	106	4,914	5.7	D
61	Educational services	4	c	407	2,397	1.0	D
62	Health care and social assistance	103	1,119	4,732	105,496	2.2	1.1
623	Nursing and residential care facilities.....	94	f	471	16,037	20.0	D
6232	Residential mental retardation/health and substance abuse facility	92	f	244	5,270	37.7	D
62321	Residential mental retardation facilities	92	f	222	5,067	41.4	D
71	Arts, entertainment, and recreation	1	b	664	14,341	0.2	D
72	Accommodation and food services	61	1,130	4,090	80,415	1.5	1.4
721	Accommodation	19	e	816	16,096	2.3	D
7211	Traveler accommodation	19	e	734	15,751	2.6	D
72111	Hotels (except casino hotels) and motels	19	e	646	14,472	2.9	D
722	Food services and drinking places.....	42	f	3,274	64,319	1.3	D
7223	Special food services	42	f	157	2,099	26.8	D
72231	Food service contractors.....	42	f	116	1,831	36.2	D
81	Other services (except public administration)	17	141	2,953	18,061	0.6	0.8
New York							
	All industries	8,975	408,129	501,033	7,162,670	1.8	5.7
21	Mining	59	1,193	331	5,574	17.8	21.4
212	Mining, except oil and gas.....	56	g	238	4,025	23.5	D
2123	Nonmetallic mineral mining and quarrying.....	56	g	236	h	23.7	D
21231	Stone mining and quarrying.....	46	968	107	2,031	43.0	47.7
22	Utilities	156	5,609	547	38,328	28.5	14.6
221	Utilities	156	5,609	547	38,328	28.5	14.6
2211	Electric power generation, transmission, and distribution	124	i	364	33,798	34.1	D
22111	Electric power generation	47	g	101	6,127	46.5	D
22112	Electric power transmission, control, and distribution	77	h	263	27,671	29.3	D
2213	Water, sewage, and other systems	30	e	97	f	30.9	D
22131	Water supply and irrigation systems	10	e	63	f	15.9	D
23	Construction.....	62	7,661	43,409	349,415	0.1	2.2
236	Construction of buildings.....	10	2,735	13,748	84,018	0.1	3.3
2361	Residential building construction	5	g	11,659	46,677	*	D
23611	Residential building construction	5	g	11,659	46,677	*	D
2362	Nonresidential building construction	5	g	2,089	37,341	0.2	D
23622	Commercial building construction	5	g	2,051	36,034	0.2	D
237	Heavy and civil engineering construction.....	16	2,137	1,288	30,218	1.2	7.1
2371	Utility system construction	2	f	537	12,544	0.4	D
23711	Water and sewer system construction	2	f	333	6,407	0.6	D
2373	Highway, street, and bridge construction	9	1,318	436	13,903	2.1	9.5
23731	Highway, street, and bridge construction	9	1,318	436	13,903	2.1	9.5
238	Specialty trade contractors.....	36	2,789	28,373	235,178	0.1	1.2
2382	Building equipment contractors.....	25	2,126	11,352	114,371	0.2	1.9
23829	Other building equipment contractors	17	1,777	566	10,789	3.0	16.5
2389	Other specialty trade contractors.....	8	404	3,221	25,918	0.2	1.6
23891	Site preparation contractors.....	4	e	1,731	15,866	0.2	D

Table A2.1 Number and Employment of Foreign-Owned Establishments in Each State, by Detailed Industry—Continues

NAICS code	Industry	Foreign-owned establishments		All U.S. establishments		Foreign-owned establishments as a percentage of all U.S. establishments ²	
		Number of establishments	Number of employees	Number of establishments	Number of employees ¹	Number of establishments	Number of employees
31-33	Manufacturing	362	46,774	18,607	532,708	1.9	8.8
42	Wholesale trade	794	31,258	34,672	412,962	2.3	7.6
423	Durable goods merchant wholesalers	485	17,902	17,683	202,032	2.7	8.9
4231	Motor vehicle and parts and supplies merchant wholesalers	41	f	1,458	14,905	2.8	D
42312	Motor vehicle supplies and new parts merchant wholesalers	31	519	836	8,787	3.7	5.9
4232	Furniture and home furnishing merchant wholesalers	24	e	1,508	15,449	1.6	D
42322	Home furnishing merchant wholesalers	16	e	913	9,800	1.8	D
4233	Lumber and other construction material merchant wholesalers	39	583	940	10,845	4.1	5.4
4234	Professional and commercial equipment and supplies merchant wholesalers	106	7,914	2,524	50,839	4.2	15.6
42341	Photo equipment and supplies merchant wholesalers	13	2,523	149	5,111	8.7	49.4
42342	Office equipment merchant wholesalers	49	2,201	464	11,969	10.6	18.4
42343	Computers and peripheral equipment and software merchant wholesalers	22	1,115	627	14,017	3.5	8.0
42345	Medical, dental, and hospital equipment and supplies merchant wholesalers	4	596	619	11,020	0.6	5.4
42346	Ophthalmic goods merchant wholesalers	9	849	139	3,015	6.5	28.2
42349	Other professional equipment and supplies merchant wholesalers	7	e	164	2,409	4.3	D
4235	Metal and mineral (except petrol) merchant wholesalers	23	758	599	i	3.8	D
42351	Metal service centers and other metal merchant wholesalers	22	f	567	6,645	3.9	D
4236	Electrical goods merchant wholesalers	80	2,910	2,114	29,286	3.8	9.9
42361	Electrical apparatus and equipment and wiring supplies merchant wholesalers	37	1,015	794	10,894	4.7	9.3
42369	Other electronic parts and equipment merchant wholesalers	39	1,748	1,050	15,353	3.7	11.4
4237	Hardware, plumbing, and heating equipment and supplies merchant wholesalers	82	805	1,139	12,222	7.2	6.6
42371	Hardware merchant wholesalers	57	269	428	4,228	13.3	6.4
42372	Plumbing and heating equipment and supplies merchant wholesalers	22	514	384	4,347	5.7	11.8
4238	Machinery, equipment, and supplies merchant wholesalers	49	1,599	2,537	24,785	1.9	6.5
42383	Industrial machinery and equipment merchant wholesalers	33	1,448	1,281	11,676	2.6	12.4
4239	Miscellaneous durable goods merchant wholesalers	41	2,223	4,864	k	0.8	D
42392	Toy and hobby goods and supplies merchant wholesalers	4	531	228	3,614	1.8	14.7
42394	Jewelry, watch, precious stone, and precious metal merchant wholesalers	15	847	2,915	18,107	0.5	4.7
42399	Other miscellaneous durable goods merchant wholesalers	12	629	930	i	1.3	D
424	Nondurable goods merchant wholesalers	284	13,052	14,042	196,346	2.0	6.6
4241	Paper and paper product merchant wholesalers	15	294	1,008	11,100	1.5	2.6
4242	Drugs and druggists' sundries merchant wholesalers	26	4,501	903	26,441	2.9	17.0
42421	Drugs and druggists' sundries merchant wholesalers	26	4,501	903	26,441	2.9	17.0
4243	Apparel, piece goods, and notions merchant wholesalers	67	2,034	4,366	55,805	1.5	3.6
42431	Piece goods, notions, other dry goods merchant wholesalers	14	e	844	7,005	1.7	D
42432	Men's and boys' clothing and access merchant wholesalers	13	629	884	10,271	1.5	6.1
42433	Women's and child clothing and access merchant wholesalers	36	1,014	2,360	35,708	1.5	2.8
4244	Grocery and related products merchant wholesalers	56	1,879	3,815	54,974	1.5	3.4
42449	Other grocery and related products merchant wholesalers	43	1,623	1,440	20,800	3.0	7.8
4245	Farm products raw materials merchant wholesalers	4	749	149	1,716	2.7	43.6
42451	Grain and field bean merchant wholesalers	4	749	53	1,131	7.5	66.2
4246	Chemicals and allied products merchant wholesalers	48	1,126	716	7,691	6.7	14.6
42461	Plastics materials and basic forms merchant wholesalers	14	370	211	2,424	6.6	15.3
42469	Other chemicals and allied products merchant wholesalers	34	756	505	5,267	6.7	14.4
4248	Beer, wine, and alcoholic beverage merchant wholesalers	14	1,091	382	14,150	3.7	7.7
42481	Beer and ale merchant wholesalers	6	355	159	6,816	3.8	5.2
42482	Wine and alcoholic beverage merchant wholesalers	8	736	223	7,334	3.6	10.0
4249	Miscellaneous nondurable goods merchant wholesalers	33	1,147	2,416	20,814	1.4	5.5
42492	Book, periodical, and newspaper merchant wholesalers	9	791	313	5,328	2.9	14.8
425	Wholesale electronic markets and agents and brokers	25	304	2,947	14,584	0.8	2.1
4251	Wholesale electronic markets and agents and brokers	25	304	2,947	14,584	0.8	2.1
42512	Wholesale trade agents and brokers	25	304	2,939	j	0.9	D
44-45	Retail trade	2,097	57,626	76,637	892,863	2.7	6.5
441	Motor vehicle and parts dealers	91	g	5,337	78,920	1.7	D
4411	Automobile dealers	14	994	2,464	56,485	0.6	1.8
44111	New car dealers	14	994	1,358	52,100	1.0	1.9
4413	Automotive parts, accessories, and tire stores	77	f	2,186	16,801	3.5	D
44132	Tire dealers	62	f	705	5,755	8.8	D
442	Furniture and home furnishings stores	32	1,881	4,017	32,923	0.8	5.7
4421	Furniture stores	10	g	1,909	13,876	0.5	D
44211	Furniture stores	10	g	1,909	13,876	0.5	D
4422	Home furnishings stores	22	f	2,108	19,047	1.0	D
44229	Other home furnishings stores	22	f	1,304	14,549	1.7	D
443	Electronics and appliance stores	98	986	3,205	30,109	3.1	3.3
4431	Electronics and appliance stores	98	986	3,205	30,109	3.1	3.3
44311	Appliance, television, and other electronics stores	97	f	2,522	22,783	3.8	D
444	Building material and garden equipment and supplies dealers	48	756	5,112	67,448	0.9	1.1
4441	Building material and supplies dealers	48	756	4,271	61,593	1.1	1.2
44419	Other building material dealers	39	f	2,352	22,958	1.7	D
445	Food and beverage stores	367	28,374	15,437	194,012	2.4	14.6
4451	Grocery stores	334	28,109	9,895	170,378	3.4	16.5
44511	Supermarkets and other grocery (except convenience) stores	324	k	8,134	161,681	4.0	D
446	Health and personal care stores	841	11,605	7,235	78,946	11.6	14.7
4461	Health and personal care stores	841	11,605	7,235	78,946	11.6	14.7
44611	Pharmacies and drug stores	355	i	3,797	60,314	9.3	D
44612	Cosmetics, beauty supplies, and perfume stores	75	1,471	954	6,159	7.9	23.9
44613	Optical goods stores	247	g	1,295	6,774	19.1	D
44619	Other health and personal care stores	164	f	1,189	5,699	13.8	D
447	Gasoline stations	55	e	4,948	31,192	1.1	D
4471	Gasoline stations	55	e	4,948	31,192	1.1	D
44711	Gasoline stations with convenience stores	30	e	3,373	23,521	0.9	D

Table A2.1 Number and Employment of Foreign-Owned Establishments in Each State, by Detailed Industry—Continues

NAICS code	Industry	Foreign-owned establishments		All U.S. establishments		Foreign-owned establishments as a percentage of all U.S. establishments ²	
		Number of establishments	Number of employees	Number of establishments	Number of employees ¹	Number of establishments	Number of employees
448	Clothing and clothing accessories stores.....	458	8,626	12,832	138,550	3.6	6.2
4481	Clothing stores.....	252	6,389	8,042	109,750	3.1	5.8
44812	Women's clothing stores.....	108	2,291	3,148	32,606	3.4	7.0
44814	Family clothing stores.....	84	3,139	1,790	49,323	4.7	6.4
44815	Clothing accessories stores.....	34	650	718	3,607	4.7	18.0
4482	Shoe stores.....	76	788	2,147	16,776	3.5	4.7
44821	Shoe stores.....	76	788	2,147	16,776	3.5	4.7
4483	Jewelry, luggage, and leather goods stores.....	130	1,449	2,643	12,024	4.9	12.1
44831	Jewelry stores.....	106	1,117	2,510	11,112	4.2	10.1
44832	Luggage and leather goods stores.....	24	332	133	912	18.0	36.4
451	Sporting goods, hobby, book, and music stores.....	40	e	3,793	37,037	1.1	D
4512	Book, periodical, and music stores.....	38	e	1,428	13,359	2.7	D
452	General merchandise stores.....	23	273	2,520	114,888	0.9	0.2
4529	Other general merchandise stores.....	23	273	2,156	43,459	1.1	0.6
45299	All other general merchandise stores.....	23	273	2,045	15,612	1.1	1.7
453	Miscellaneous store retailers.....	11	806	7,973	46,094	0.1	1.7
4539	Other miscellaneous store retailers.....	5	735	2,877	16,976	0.2	4.3
45392	Art dealers.....	4	f	805	4,658	0.5	D
454	Nonstore retailers.....	33	1,971	4,228	42,744	0.8	4.6
4541	Electronic shopping and mail-order houses.....	15	1,291	1,660	22,832	0.9	5.7
45411	Electronic shopping and mail-order houses.....	15	1,291	1,660	22,832	0.9	5.7
4543	Direct selling establishments.....	12	f	2,289	17,522	0.5	D
45439	Other direct selling establishments.....	11	e	1,338	6,719	0.8	D
48-49	Transportation and warehousing.....	215	14,639	12,067	242,097	1.8	6.0
481	Air transportation.....	1	e	397	34,470	0.3	D
4812	Nonscheduled air transportation.....	1	e	127	g	0.8	D
48121	Nonscheduled air transportation.....	1	e	127	g	0.8	D
485	Transit and ground passenger transportation.....	28	2,155	2,642	67,970	1.1	3.2
4854	School and employee bus transportation.....	22	g	398	38,075	5.5	D
48541	School and employee bus transportation.....	22	g	398	38,075	5.5	D
487	Scenic and sightseeing transportation.....	2	f	149	g	1.3	D
4871	Scenic and sightseeing transportation, land.....	2	f	47	g	4.3	D
48711	Scenic and sightseeing transportation, land.....	2	f	47	g	4.3	D
488	Support activities for transportation.....	103	7,390	2,626	32,623	3.9	22.7
4881	Support activities for air transportation.....	16	5,275	186	10,664	8.6	49.5
48811	Airport operations.....	11	4,581	96	8,239	11.5	55.6
48819	Other support activities for air transportation.....	5	694	90	2,425	5.6	28.6
4885	Freight transportation arrangement.....	78	1,988	1,781	17,216	4.4	11.5
48851	Freight transportation arrangement.....	78	1,988	1,781	17,216	4.4	11.5
492	Couriers and messengers.....	33	g	919	35,891	3.6	D
4921	Couriers.....	32	g	503	29,896	6.4	D
49211	Couriers.....	32	g	503	29,896	6.4	D
493	Warehousing and storage.....	23	1,605	504	18,418	4.6	8.7
4931	Warehousing and storage.....	23	1,605	504	18,418	4.6	8.7
49311	General warehousing and storage.....	18	g	357	14,717	5.0	D
51	Information.....	576	37,513	11,326	301,340	5.1	12.4
511	Publishing industries (except Internet).....	108	18,466	2,310	94,777	4.7	19.5
5111	Newspaper, periodical, book, and directory publishers.....	78	14,586	1,877	79,816	4.2	18.3
51111	Newspaper publishers.....	6	1,617	491	24,292	1.2	6.7
51112	Periodical publishers.....	26	4,057	775	33,020	3.4	12.3
51113	Book publishers.....	28	8,208	373	17,829	7.5	46.0
51114	Directory and mailing list publishers.....	15	f	118	h	12.7	D
5112	Software publishers.....	30	3,880	433	14,961	6.9	25.9
51121	Software publishers.....	30	3,880	433	14,961	6.9	25.9
512	Motion picture and sound recording industries.....	34	3,849	3,040	34,555	1.1	11.1
5121	Motion picture and video industries.....	21	458	2,382	26,696	0.9	1.7
51211	Motion picture and video production.....	16	310	1,614	j	1.0	D
5122	Sound recording industries.....	13	3,391	658	7,859	2.0	43.1
51222	Integrated record production/distribution.....	8	h	82	h	9.8	D
515	Broadcasting (except Internet).....	74	i	638	48,850	11.6	D
5151	Radio and television broadcasting.....	54	i	535	k	10.1	D
51512	Television broadcasting.....	53	i	187	22,359	28.3	D
5152	Cable and other subscription programming.....	20	f	103	l	19.4	D
51521	Cable and other subscription programming.....	20	f	103	l	19.4	D
517	Telecommunications.....	302	5,421	3,241	77,655	9.3	7.0
5171	Wired telecommunications carriers.....	60	989	2,094	64,486	2.9	1.5
51711	Wired telecommunications carriers.....	60	989	2,094	64,486	2.9	1.5
5172	Wireless telecommunications carriers (except satellite).....	235	h	645	8,716	36.4	D
51721	Wireless telecommunications carriers (except satellite).....	235	h	645	8,716	36.4	D
519	Other information services.....	42	h	1,153	24,214	3.6	D
5191	Other information services.....	42	h	1,153	24,214	3.6	D
51913	Internet publishing and broadcasting and Web search portals.....	33	3,054	424	i	7.8	D
52	Finance and insurance.....	1,927	88,414	28,241	590,838	6.8	15.0
522	Credit intermediation and related activities.....	1,429	39,390	10,552	210,386	13.5	18.7
5221	Depository credit intermediation.....	1,226	35,667	6,828	156,292	18.0	22.8
52211	Commercial banking.....	1,099	k	4,643	122,780	23.7	D
52212	Savings institutions.....	127	g	1,384	22,510	9.2	D
5222	Nondepository credit intermediation.....	187	3,647	1,746	37,622	10.7	9.7
52222	Sales financing.....	26	e	404	9,769	6.4	D
52229	Other nondepository credit intermediation.....	158	3,153	1,300	k	12.2	D

Table A2.1 Number and Employment of Foreign-Owned Establishments in Each State, by Detailed Industry—Continues

NAICS code	Industry	Foreign-owned establishments		All U.S. establishments		Foreign-owned establishments as a percentage of all U.S. establishments ²	
		Number of establishments	Number of employees	Number of establishments	Number of employees ¹	Number of establishments	Number of employees
523	Securities intermediation and related activities.....	280	36,064	7,945	204,927	3.5	17.6
5231	Securities and commodity contracts intermediation and brokerage	170	29,370	3,192	m	5.3	D
52311	Investment banking and securities dealing.....	41	19,518	799	l	5.1	D
52312	Securities brokerage.....	106	8,950	1,994	47,360	5.3	18.9
52313	Commodity contracts dealing	16	e	168	g	9.5	D
52314	Commodity contracts brokerage.....	7	f	231	g	3.0	D
5239	Other financial investment activities	109	i	4,745	l	2.3	D
52391	Miscellaneous intermediation	13	e	666	h	2.0	D
52392	Portfolio management.....	75	5,617	2,471	44,840	3.0	12.5
52393	Investment advice	20	593	1,394	16,035	1.4	3.7
524	Insurance carriers and related activities	218	12,960	9,741	173,206	2.2	7.5
5241	Insurance carriers	164	11,055	1,831	109,745	9.0	10.1
52411	Direct life, health, and medical insurance carriers	72	4,947	724	l	9.9	D
52412	Other direct insurance carriers	68	4,408	1,058	k	6.4	D
52413	Reinsurance carriers.....	24	1,700	49	h	49.0	D
5242	Agencies, brokerages, and other insurance-related activities.....	54	1,905	7,910	63,461	0.7	3.0
52421	Insurance agencies and brokerages.....	41	1,686	7,010	49,293	0.6	3.4
53	Real estate and rental and leasing	152	3,001	32,588	171,601	0.5	1.7
531	Real estate.....	124	2,486	29,515	143,928	0.4	1.7
5311	Lessors of real estate	88	995	16,880	71,904	0.5	1.4
53112	Lessors of nonresidential buildings (except miniwarehouses)	68	808	4,699	26,762	1.4	3.0
5312	Offices of real estate agents and brokers	12	424	5,282	22,209	0.2	1.9
53121	Offices of real estate agents and brokers	12	424	5,282	22,209	0.2	1.9
5313	Activities related to real estate	24	1,067	7,353	49,815	0.3	2.1
53131	Real estate property managers	13	617	5,527	43,014	0.2	1.4
53139	Other activities related to real estate	11	450	1,202	4,761	0.9	9.5
532	Rental and leasing services	21	352	2,927	25,731	0.7	1.4
5324	Commercial and industrial machinery and equipment rental and leasing	19	e	672	6,811	2.8	D
53249	Other commercial/industrial machinery and equipment rental and leasing.....	13	272	439	h	3.0	D
54	Professional, scientific, and technical services	365	29,053	58,526	565,273	0.6	5.1
541	Professional, scientific, and technical services	365	29,053	58,526	565,273	0.6	5.1
5411	Legal services.....	8	537	14,575	129,554	0.1	0.4
54111	Offices of lawyers.....	4	e	13,466	122,434	*	D
5412	Accounting, tax preparation, bookkeeping, and payroll services	7	f	8,038	91,780	0.1	D
54121	Accounting, tax preparation, bookkeeping, and payroll services	7	f	8,038	91,780	0.1	D
5413	Architectural, engineering, and related services.....	39	2,327	6,053	66,137	0.6	3.5
54133	Engineering services	31	1,781	2,191	36,848	1.4	4.8
54138	Testing laboratories.....	4	e	257	4,610	1.6	D
5415	Computer systems design and related services.....	79	5,009	7,487	63,579	1.1	7.9
54151	Computer systems design and related services.....	79	5,009	7,487	63,579	1.1	7.9
5416	Management, scientific, and technical consulting services	50	2,165	9,016	47,304	0.6	4.6
54161	Management consulting services	38	1,995	7,442	39,527	0.5	5.0
5417	Scientific research and development services.....	24	1,138	907	47,326	2.6	2.4
54171	Research and development in the physical, engineering, and life sciences	22	g	730	45,509	3.0	D
5418	Advertising and related services.....	115	14,664	3,837	65,823	3.0	22.3
54181	Advertising agencies.....	53	8,193	1,423	28,316	3.7	28.9
54182	Public relations agencies	27	1,780	1,030	9,993	2.6	17.8
54183	Media buying services	5	768	130	3,907	3.8	19.7
54184	Media representatives.....	2	e	180	2,616	1.1	D
54185	Display advertising.....	5	f	201	3,124	2.5	D
54187	Advertising material distribution services	3	e	70	2,058	4.3	D
54189	Other services related to advertising.....	19	g	536	9,719	3.5	D
5419	Other professional, scientific, and technical services	34	2,479	4,919	39,154	0.7	6.3
54191	Marketing research and public opinion polling.....	31	2,459	561	11,942	5.5	20.6
55	Management of companies and enterprises.....	389	16,063	2,755	170,346	14.1	9.4
551	Management of companies and enterprises.....	389	16,063	2,755	170,346	14.1	9.4
5511	Management of companies and enterprises	389	16,063	2,755	170,346	14.1	9.4
55111	Management of companies and enterprises	389	16,063	2,755	170,346	14.1	9.4
56	Administrative and support and waste management and remediation service	414	33,051	25,195	515,174	1.6	6.4
561	Administrative and support services	389	k	23,814	493,342	1.6	D
5611	Office administrative services	19	265	1,959	26,543	1.0	1.0
56111	Office administrative services	19	265	1,959	26,543	1.0	1.0
5612	Facilities support services.....	21	1,913	335	8,788	6.3	21.8
56121	Facilities support services.....	21	1,913	335	8,788	6.3	21.8
5613	Employment services.....	124	11,532	3,280	217,672	3.8	5.3
56132	Temporary help services.....	119	11,364	1,489	135,403	8.0	8.4
5614	Business support services.....	29	3,326	2,680	45,619	1.1	7.3
56141	Document preparation services.....	3	e	395	3,516	0.8	D
56142	Telephone call centers	2	f	321	11,559	0.6	D
56144	Collection agencies.....	4	f	396	15,435	1.0	D
56145	Credit bureaus	10	f	50	h	20.0	D
56149	Other business support services	10	f	857	i	1.2	D
5615	Travel arrangement and reservation services	57	f	2,286	16,994	2.5	D
56151	Travel agencies	50	741	1,749	10,206	2.9	7.3
5616	Investigation and security services	103	9,495	1,984	73,451	5.2	12.9
56161	Investigation, guard, and armored car services.....	85	i	1,151	64,865	7.4	D
56162	Security systems services	18	g	833	8,586	2.2	D
5617	Services to buildings and dwellings	23	4,209	10,019	87,013	0.2	4.8
56172	Janitorial services.....	16	h	2,713	60,026	0.6	D
5619	Other support services	13	533	1,271	17,262	1.0	3.1
56192	Convention and trade show organizers.....	5	445	347	4,581	1.4	9.7
562	Waste management and remediation services.....	25	f	1,381	21,832	1.8	D
5621	Waste collection.....	18	f	708	11,196	2.5	D
56211	Waste collection.....	18	f	708	11,196	2.5	D
61	Educational services.....	40	1,302	4,588	48,793	0.9	2.7
611	Educational services.....	40	1,302	4,588	48,793	0.9	2.7
6114	Business schools and computer and management training	6	f	504	6,308	1.2	D
61142	Computer training	1	e	130	1,614	0.8	D
61143	Professional and management development training.....	5	e	340	4,287	1.5	D
6116	Other schools and instruction.....	10	e	3,131	29,511	0.3	D
61163	Language schools.....	9	e	107	2,350	8.4	D

Table A2.1 Number and Employment of Foreign-Owned Establishments in Each State, by Detailed Industry—Continues

NAICS code	Industry	Foreign-owned establishments		All U.S. establishments		Foreign-owned establishments as a percentage of all U.S. establishments ²	
		Number of establishments	Number of employees	Number of establishments	Number of employees ¹	Number of establishments	Number of employees
62	Health care and social assistance	57	1,974	53,948	1,326,039	0.1	0.1
621	Ambulatory health care services	43	g	38,284	439,960	0.1	D
6214	Outpatient care centers	36	g	1,454	43,522	2.5	D
62149	Other outpatient care centers	36	g	761	27,220	4.7	D
6219	Other ambulatory health care services	4	e	511	15,913	0.8	D
62191	Ambulance services	2	e	319	10,308	0.6	D
623	Nursing and residential care facilities	8	e	5,048	237,061	0.2	D
6232	Residential mental retardation/health and substance abuse facility	7	e	3,316	64,872	0.2	D
62321	Residential mental retardation facilities	7	e	2,632	51,094	0.3	D
71	Arts, entertainment, and recreation	28	1,006	11,230	158,275	0.2	0.6
711	Performing arts, spectator sports, and related industries	11	581	5,771	56,544	0.2	1.0
7111	Performing arts companies	4	e	1,329	19,991	0.3	D
71111	Theater companies and dinner theaters	3	e	620	13,456	0.5	D
713	Amusement, gambling, and recreation industries	17	425	4,877	85,736	0.3	0.5
72	Accommodation and food services	1,121	30,015	43,791	591,653	2.6	5.1
721	Accommodation	23	5,337	2,756	86,836	0.8	6.1
7211	Traveler accommodation	23	5,337	2,183	83,495	1.1	6.4
72111	Hotels (except casino hotels) and motels	23	5,337	1,938	78,180	1.2	6.8
722	Food services and drinking places	1,098	24,678	41,035	504,817	2.7	4.9
7221	Full-service restaurants	14	845	17,112	251,462	0.1	0.3
72211	Full-service restaurants	14	845	17,112	251,462	0.1	0.3
7222	Limited-service eating places	24	g	17,149	173,520	0.1	D
72221	Limited-service eating places	24	g	17,149	173,520	0.1	D
7223	Special food services	1,058	22,533	3,154	58,545	33.5	38.5
72231	Food service contractors	1,057	j	2,004	41,381	52.7	D
81	Other services (except public administration)	161	1,977	42,575	249,391	0.4	0.8
811	Repair and maintenance	79	922	12,676	56,440	0.6	1.6
8111	Automotive repair and maintenance	50	426	9,548	40,428	0.5	1.1
8112	Electronic and precision equipment repair and maintenance	14	368	747	5,730	1.9	6.4
81121	Electronic and precision equipment repair and maintenance	14	368	747	5,730	1.9	6.4
812	Personal and laundry services	81	g	19,555	98,809	0.4	D
8121	Personal care services	74	g	10,059	44,932	0.7	D
81219	Other personal care services	74	g	1,071	7,010	6.9	D
North Carolina							
21	All industries	4,985	221,526	214,396	3,395,329	2.3	6.5
21	Mining	20	497	187	3,075	10.7	16.2
212	Mining, except oil and gas	20	497	164	h	12.2	D
2123	Nonmetallic mineral mining and quarrying	20	497	163	2,973	12.3	16.7
22	Utilities	27	163	392	20,490	6.9	0.8
23	Construction	76	5,024	25,457	242,488	0.3	2.1
236	Construction of buildings	12	f	7,522	49,357	0.2	D
2361	Residential building construction	2	e	6,427	30,889	*	D
23611	Residential building construction	2	e	6,427	30,889	*	D
2362	Nonresidential building construction	10	711	1,096	18,468	0.9	3.8
23622	Commercial building construction	10	711	1,049	17,088	1.0	4.2
237	Heavy and civil engineering construction	31	g	1,670	39,861	1.9	D
2373	Highway, street, and bridge construction	30	g	438	14,258	6.8	D
23731	Highway, street, and bridge construction	30	g	438	14,258	6.8	D
238	Specialty trade contractors	33	2,329	16,264	153,270	0.2	1.5
2382	Building equipment contractors	20	2,009	6,324	68,894	0.3	2.9
23821	Electrical contractors	8	497	2,813	26,015	0.3	1.9
23822	Plumbing and HVAC contractors	5	f	3,296	39,360	0.2	D
23829	Other building equipment contractors	7	f	216	3,519	3.2	D
31-33	Manufacturing	530	77,208	10,167	508,031	5.2	15.2
42	Wholesale trade	565	22,370	12,256	180,664	4.6	12.4
423	Durable goods merchant wholesalers	415	17,208	7,305	103,822	5.7	16.6
4231	Motor vehicle and parts and supplies merchant wholesalers	19	409	808	9,795	2.4	4.2
42313	Tire and tube merchant wholesalers	16	e	78	1,317	20.5	D
4232	Furniture and home furnishing merchant wholesalers	11	385	545	6,186	2.0	6.2
42321	Furniture merchant wholesalers	6	350	337	3,716	1.8	9.4
4233	Lumber and other construction material merchant wholesalers	57	1,300	753	10,837	7.6	12.0
42331	Lumber, plywood, and wood panel merchant wholesalers	24	691	410	7,178	5.9	9.6
42339	Other construction material merchant wholesalers	17	e	132	1,530	12.9	D
4234	Professional and commercial equipment and supplies merchant wholesalers	52	6,475	906	22,566	5.7	28.7
42342	Office equipment merchant wholesalers	23	e	179	3,278	12.8	D
42343	Computers and peripheral equipment and software merchant wholesalers	11	4,665	269	11,337	4.1	41.1
42345	Medical, dental, and hospital equipment and supplies merchant wholesalers	9	968	214	4,805	4.2	20.1
4235	Metal and mineral (except petrol) merchant wholesalers	13	254	302	h	4.3	D
42351	Metal service centers and other metal merchant wholesalers	13	254	298	3,788	4.4	6.7
4236	Electrical goods merchant wholesalers	70	2,665	749	12,074	9.3	22.1
42361	Electrical apparatus and equipment and wiring supplies merchant wholesalers	37	g	378	5,704	9.8	D
42369	Other electronic parts and equipment merchant wholesalers	30	1,379	319	5,886	9.4	23.4
4237	Hardware, plumbing, and heating equipment and supplies merchant wholesalers	94	2,410	694	8,596	13.5	28.0
42371	Hardware merchant wholesalers	16	1,489	187	3,615	8.6	41.2
42372	Plumbing and heating equipment and supplies merchant wholesalers	72	f	236	2,522	30.5	D
4238	Machinery, equipment, and supplies merchant wholesalers	95	3,157	1,828	22,968	5.2	13.7
42383	Industrial machinery and equipment merchant wholesalers	68	2,394	1,033	12,181	6.6	19.7
42384	Industrial supplies merchant wholesalers	16	e	261	2,445	6.1	D

Table A2.1 Number and Employment of Foreign-Owned Establishments in Each State, by Detailed Industry—Continues

NAICS code	Industry	Foreign-owned establishments		All U.S. establishments		Foreign-owned establishments as a percentage of all U.S. establishments ²	
		Number of establishments	Number of employees	Number of establishments	Number of employees ¹	Number of establishments	Number of employees
424	Nondurable goods merchant wholesalers.....	146	i	3,410	67,106	4.3	D
4242	Drugs and druggists' sundries merchant wholesalers.....	5	1,139	170	4,955	2.9	23.0
42421	Drugs and druggists' sundries merchant wholesalers.....	5	1,139	170	4,955	2.9	23.0
4243	Apparel, piece goods, and notions merchant wholesalers.....	9	284	390	9,427	2.3	3.0
4244	Grocery and related products merchant wholesalers.....	29	945	702	20,593	4.1	4.6
42449	Other grocery and related products merchant wholesalers.....	24	880	258	6,384	9.3	13.8
4246	Chemicals and allied products merchant wholesalers.....	31	630	414	3,919	7.5	16.1
42469	Other chemicals and allied products merchant wholesalers.....	27	e	317	2,802	8.5	D
4249	Miscellaneous nondurable goods merchant wholesalers.....	63	1,918	839	13,157	7.5	14.6
42491	Farm supplies merchant wholesalers.....	52	1,538	218	4,909	23.9	31.3
44-45	Retail trade.....	1,567	38,386	36,592	466,577	4.3	8.2
441	Motor vehicle and parts dealers.....	104	1,165	4,696	62,076	2.2	1.9
4413	Automotive parts, accessories, and tire stores.....	101	g	2,154	17,161	4.7	D
44132	Tire dealers.....	101	g	855	6,900	11.8	D
444	Building material and garden equipment and supplies dealers.....	127	2,063	3,113	45,552	4.1	4.5
4441	Building material and supplies dealers.....	127	2,063	2,423	40,303	5.2	5.1
44419	Other building material dealers.....	101	g	1,370	14,789	7.4	D
445	Food and beverage stores.....	553	j	3,614	75,817	15.3	D
4451	Grocery stores.....	549	j	2,559	70,867	21.5	D
44511	Supermarkets and other grocery (except convenience) stores.....	544	j	1,860	68,705	29.2	D
446	Health and personal care stores.....	484	7,135	2,736	32,743	17.7	21.8
4461	Health and personal care stores.....	484	7,135	2,736	32,743	17.7	21.8
44611	Pharmacies and drug stores.....	259	i	1,402	26,046	18.5	D
44612	Cosmetics, beauty supplies, and perfume stores.....	21	381	437	2,551	4.8	14.9
44613	Optical goods stores.....	108	f	286	1,410	37.8	D
44619	Other health and personal care stores.....	96	e	611	2,736	15.7	D
447	Gasoline stations.....	77	f	4,859	30,265	1.6	D
4471	Gasoline stations.....	77	f	4,859	30,265	1.6	D
44711	Gasoline stations with convenience stores.....	76	f	4,330	26,178	1.8	D
448	Clothing and clothing accessories stores.....	167	1,865	4,710	47,335	3.5	3.9
4481	Clothing stores.....	47	620	2,994	35,313	1.6	1.8
44812	Women's clothing stores.....	35	e	1,097	8,599	3.2	D
4482	Shoe stores.....	63	676	872	7,071	7.2	9.6
44821	Shoe stores.....	63	676	872	7,071	7.2	9.6
4483	Jewelry, luggage, and leather goods stores.....	57	569	844	4,951	6.8	11.5
44831	Jewelry stores.....	48	f	820	4,799	5.9	D
454	Nonstore retailers.....	30	f	1,858	16,124	1.6	D
4542	Vending machine operators.....	28	f	184	1,693	15.2	D
45421	Vending machine operators.....	28	f	184	1,693	15.2	D
48-49	Transportation and warehousing.....	150	6,707	5,971	116,932	2.5	5.7
485	Transit and ground passenger transportation.....	7	f	297	5,176	2.4	D
4851	Urban transit systems.....	4	e	23	1,386	17.4	D
48511	Urban transit systems.....	4	e	23	1,386	17.4	D
488	Support activities for transportation.....	66	1,867	1,068	13,083	6.2	14.3
4881	Support activities for air transportation.....	11	f	137	4,517	8.0	D
48811	Airport operations.....	6	397	50	1,518	12.0	26.2
4885	Freight transportation arrangement.....	51	1,286	534	5,222	9.6	24.6
48851	Freight transportation arrangement.....	51	1,286	534	5,222	9.6	24.6
493	Warehousing and storage.....	40	3,784	435	22,976	9.2	16.5
4931	Warehousing and storage.....	40	3,784	435	22,976	9.2	16.5
49311	General warehousing and storage.....	28	h	312	20,542	9.0	D
51	Information.....	131	3,661	3,481	76,413	3.8	4.8
511	Publishing industries (except Internet).....	15	647	750	23,062	2.0	2.8
5111	Newspaper, periodical, book, and directory publishers.....	11	f	552	13,659	2.0	D
517	Telecommunications.....	104	g	1,452	33,854	7.2	D
5172	Wireless telecommunications carriers (except satellite).....	93	g	474	8,917	19.6	D
51721	Wireless telecommunications carriers (except satellite).....	93	g	474	8,917	19.6	D
518	Internet service providers, Web search portals, and data processing.....	5	e	415	6,856	1.2	D
5182	Data processing, hosting, and related services.....	5	e	415	6,856	1.2	D
51821	Data processing, hosting, and related services.....	5	e	415	6,856	1.2	D
52	Finance and insurance.....	392	8,268	13,722	192,422	2.9	4.3
522	Credit intermediation and related activities.....	275	h	6,748	124,042	4.1	D
5221	Depository credit intermediation.....	206	h	4,015	99,514	5.1	D
52211	Commercial banking.....	201	h	3,286	89,573	6.1	D
5222	Nondepository credit intermediation.....	68	855	1,805	17,373	3.8	4.9
52222	Sales financing.....	4	e	223	2,253	1.8	D
52229	Other nondepository credit intermediation.....	64	e	1,549	j	4.1	D
523	Securities intermediation and related activities.....	31	g	1,945	13,857	1.6	D
5231	Securities and commodity contracts intermediation and brokerage.....	19	g	1,030	9,646	1.8	D
52312	Securities brokerage.....	19	g	962	7,847	2.0	D
524	Insurance carriers and related activities.....	86	2,955	5,028	54,084	1.7	5.5
5241	Insurance carriers.....	75	2,583	849	33,996	8.8	7.6
52411	Direct life, health, and medical insurance carriers.....	49	1,815	357	19,802	13.7	9.2
52412	Other direct insurance carriers.....	23	e	484	13,855	4.8	D
52413	Reinsurance carriers.....	3	e	8	339	37.5	D
5242	Agencies, brokerages, and other insurance-related activities.....	11	372	4,179	20,088	0.3	1.9
52421	Insurance agencies and brokerages.....	11	372	3,843	17,150	0.3	2.2
53	Real estate and rental and leasing.....	56	880	11,258	53,563	0.5	1.6
532	Rental and leasing services.....	40	f	2,000	17,212	2.0	D
5324	Commercial and industrial machinery and equipment rental and leasing.....	39	f	328	3,235	11.9	D
53249	Other commercial/industrial machinery and equipment rental and leasing.....	37	722	194	1,917	19.1	37.7

Table A2.1 Number and Employment of Foreign-Owned Establishments in Each State, by Detailed Industry—Continues

NAICS code	Industry	Foreign-owned establishments		All U.S. establishments		Foreign-owned establishments as a percentage of all U.S. establishments ²	
		Number of establishments	Number of employees	Number of establishments	Number of employees ¹	Number of establishments	Number of employees
54	Professional, scientific, and technical services	108	10,510	22,488	184,998	0.5	5.7
541	Professional, scientific, and technical services	108	10,510	22,488	184,998	0.5	5.7
5413	Architectural, engineering, and related services	30	2,562	3,409	31,819	0.9	8.1
54133	Engineering services	24	2,440	1,432	18,197	1.7	13.4
5415	Computer systems design and related services	26	1,125	2,972	28,769	0.9	3.9
54151	Computer systems design and related services	26	1,125	2,972	28,769	0.9	3.9
5416	Management, scientific, and technical consulting services	16	602	3,821	17,659	0.4	3.4
54161	Management consulting services	10	514	2,982	14,125	0.3	3.6
5417	Scientific research and development services	27	5,725	534	27,125	5.1	21.1
54171	Research and development in the physical, engineering, and life sciences	27	5,725	503	26,744	5.4	21.4
5418	Advertising and related services	3	e	1,019	8,318	0.3	D
55	Management of companies and enterprises	220	17,687	1,497	72,758	14.7	24.3
551	Management of companies and enterprises	220	17,687	1,497	72,758	14.7	24.3
5511	Management of companies and enterprises	220	17,687	1,497	72,758	14.7	24.3
55111	Management of companies and enterprises	220	17,687	1,497	72,758	14.7	24.3
56	Administrative and support and waste management and remediation service	203	14,914	11,748	255,057	1.7	5.8
561	Administrative and support services	196	14,875	11,104	247,305	1.8	6.0
5612	Facilities support services	8	560	176	6,593	4.5	8.5
56121	Facilities support services	8	560	176	6,593	4.5	8.5
5613	Employment services	81	8,888	1,626	127,791	5.0	7.0
56132	Temporary help services	81	8,888	1,062	109,000	7.6	8.2
5614	Business support services	7	718	765	13,792	0.9	5.2
56142	Telephone call centers	2	e	93	7,489	2.2	D
5616	Investigation and security services	41	3,823	625	18,329	6.6	20.9
56161	Investigation, guard, and armored car services	33	h	328	15,271	10.1	D
56162	Security systems services	8	e	297	3,058	2.7	D
5617	Services to buildings and dwellings	8	407	6,041	52,986	0.1	0.8
61	Educational services	19	c	1,673	14,619	1.1	D
62	Health care and social assistance	312	5,384	21,712	523,397	1.4	1.0
621	Ambulatory health care services	135	h	13,742	175,860	1.0	D
6214	Outpatient care centers	46	g	867	15,688	5.3	D
62149	Other outpatient care centers	46	g	496	9,165	9.3	D
6216	Home health care services	79	g	1,067	43,154	7.4	D
62161	Home health care services	79	g	1,067	43,154	7.4	D
623	Nursing and residential care facilities	172	g	2,759	108,691	6.2	D
6232	Residential mental retardation/health and substance abuse facility	172	g	1,200	20,641	14.3	D
62321	Residential mental retardation facilities	172	g	963	15,920	17.9	D
71	Arts, entertainment, and recreation	6	c	3,422	55,306	0.2	D
72	Accommodation and food services	509	8,517	18,268	343,235	2.8	2.5
721	Accommodation	23	854	2,002	40,566	1.1	2.1
7211	Traveler accommodation	23	854	1,761	39,051	1.3	2.2
72111	Hotels (except casino hotels) and motels	23	854	1,587	36,245	1.4	2.4
722	Food services and drinking places	486	7,663	16,266	302,669	3.0	2.5
7222	Limited-service eating places	25	e	7,708	141,378	0.3	D
72221	Limited-service eating places	25	e	7,708	141,378	0.3	D
7223	Special food services	460	7,151	1,033	15,305	44.5	46.7
72231	Food service contractors	460	7,151	773	13,418	59.5	53.3
81	Other services (except public administration)	94	970	14,105	85,304	0.7	1.1
811	Repair and maintenance	63	f	6,734	34,948	0.9	D
812	Personal and laundry services	31	e	5,112	32,550	0.6	D
8121	Personal care services	30	e	2,458	12,683	1.2	D
81219	Other personal care services	29	e	522	2,843	5.6	D
North Dakota							
	All industries	216	8,956	20,133	279,892	1.1	3.2
21	Mining	3	e	197	6,854	1.5	D
213	Support activities for mining	2	e	134	3,323	1.5	D
2131	Support activities for mining	2	e	134	3,323	1.5	D
21311	Support activities for mining	2	e	134	3,323	1.5	D
23	Construction	2	b	2,082	19,378	0.1	D
31-33	Manufacturing	23	4,963	770	26,369	3.0	18.8
42	Wholesale trade	54	643	1,525	17,596	3.5	3.7
423	Durable goods merchant wholesalers	41	527	751	9,249	5.5	5.7
44-45	Retail trade	25	198	3,361	44,054	0.7	0.4
48-49	Transportation and warehousing	14	180	1,051	10,258	1.3	1.8
51	Information	10	122	367	7,124	2.7	1.7
52	Finance and insurance	40	1,284	1,666	16,220	2.4	7.9
522	Credit intermediation and related activities	6	e	690	8,692	0.9	D
5221	Depository credit intermediation	6	e	539	7,737	1.1	D
52211	Commercial banking	6	e	391	6,560	1.5	D
524	Insurance carriers and related activities	28	f	759	6,778	3.7	D
5241	Insurance carriers	16	f	102	4,679	15.7	D
52411	Direct life, health, and medical insurance carriers	9	f	51	4,110	17.6	D
53	Real estate and rental and leasing	2	b	770	3,748	0.3	D
54	Professional, scientific, and technical services	1	a	1,445	9,794	0.1	D
55	Management of companies and enterprises	4	583	98	4,736	4.1	12.3
551	Management of companies and enterprises	4	583	98	4,736	4.1	12.3
5511	Management of companies and enterprises	4	583	98	4,736	4.1	12.3
55111	Management of companies and enterprises	4	583	98	4,736	4.1	12.3
56	Administrative and support and waste management and remediation service	6	186	901	13,456	0.7	1.4
61	Educational services	2	a	83	628	2.4	D
62	Health care and social assistance	1	a	1,748	52,197	0.1	D
71	Arts, entertainment, and recreation	1	a	407	4,581	0.2	D
72	Accommodation and food services	21	241	1,840	30,307	1.1	0.8
81	Other services (except public administration)	7	58	1,708	9,261	0.4	0.6

Table A2.1 Number and Employment of Foreign-Owned Establishments in Each State, by Detailed Industry—Continues

NAICS code	Industry	Foreign-owned establishments		All U.S. establishments		Foreign-owned establishments as a percentage of all U.S. establishments ²	
		Number of establishments	Number of employees	Number of establishments	Number of employees ¹	Number of establishments	Number of employees
Ohio							
	All industries	5,481	241,345	257,460	4,598,807	2.1	5.2
21	Mining	48	f	669	10,427	7.2	D
212	Mining, except oil and gas	43	579	284	5,582	15.1	10.4
2123	Nonmetallic mineral mining and quarrying	43	579	230	h	18.7	D
21231	Stone mining and quarrying	27	454	98	1,415	27.6	32.1
22	Utilities	15	c	610	26,511	2.5	D
23	Construction	44	6,465	22,937	224,342	0.2	2.9
236	Construction of buildings	7	691	6,468	49,969	0.1	1.4
2362	Nonresidential building construction	6	f	1,636	28,602	0.4	D
23622	Commercial building construction	5	f	1,561	22,969	0.3	D
237	Heavy and civil engineering construction	5	3,954	1,137	29,010	0.4	13.6
2371	Utility system construction	2	h	555	14,614	0.4	D
23713	Power and communication system construction	2	h	219	5,817	0.9	D
2373	Highway, street, and bridge construction	3	f	396	11,709	0.8	D
23731	Highway, street, and bridge construction	3	f	396	11,709	0.8	D
238	Specialty trade contractors	32	1,820	15,332	145,364	0.2	1.3
2382	Building equipment contractors	26	1,627	5,525	68,201	0.5	2.4
23821	Electrical contractors	2	e	2,083	25,987	0.1	D
23822	Plumbing and HVAC contractors	10	f	3,159	36,624	0.3	D
23829	Other building equipment contractors	14	614	283	5,591	4.9	11.0
31-33	Manufacturing	514	103,126	16,233	759,142	3.2	13.6
42	Wholesale trade	582	17,815	15,332	243,652	3.8	7.3
423	Durable goods merchant wholesalers	413	j	9,551	147,266	4.3	D
4231	Motor vehicle and parts and supplies merchant wholesalers	55	2,993	1,100	19,771	5.0	15.1
42312	Motor vehicle supplies and new parts merchant wholesalers	35	2,452	633	11,049	5.5	22.2
42313	Tire and tube merchant wholesalers	12	e	104	2,117	11.5	D
4233	Lumber and other construction material merchant wholesalers	39	780	652	8,315	6.0	9.4
42331	Lumber, plywood, and wood panel merchant wholesalers	11	506	296	3,974	3.7	12.7
4234	Professional and commercial equipment and supplies merchant wholesalers	57	1,749	1,217	26,602	4.7	6.6
42342	Office equipment merchant wholesalers	31	518	245	5,716	12.7	9.1
42344	Other commercial equipment merchant wholesalers	1	e	150	3,359	0.7	D
42345	Medical, dental, and hospital equipment and supplies merchant wholesalers	4	339	296	7,386	1.4	4.6
42346	Ophthalmic goods merchant wholesalers	5	e	37	769	13.5	D
4235	Metal and mineral (except petrol) merchant wholesalers	35	1,039	675	10,751	5.2	9.7
42351	Metal service centers and other metal merchant wholesalers	35	1,039	645	10,514	5.4	9.9
4236	Electrical goods merchant wholesalers	62	1,571	970	14,631	6.4	10.7
42361	Electrical apparatus and equipment and wiring supplies merchant wholesalers	29	993	521	8,499	5.6	11.7
42369	Other electronic parts and equipment merchant wholesalers	25	392	350	4,646	7.1	8.4
4237	Hardware, plumbing, and heating equipment and supplies merchant wholesalers	62	1,451	788	11,198	7.9	13.0
42371	Hardware merchant wholesalers	19	832	292	5,372	6.5	15.5
42372	Plumbing and heating equipment and supplies merchant wholesalers	34	f	243	2,880	14.0	D
4238	Machinery, equipment, and supplies merchant wholesalers	85	2,504	2,767	36,948	3.1	6.8
42383	Industrial machinery and equipment merchant wholesalers	62	1,965	1,614	19,110	3.8	10.3
4239	Miscellaneous durable goods merchant wholesalers	14	474	1,037	13,890	1.4	3.4
42393	Recyclable material merchant wholesalers	8	e	412	6,450	1.9	D
424	Nondurable goods merchant wholesalers	164	5,106	3,957	85,140	4.1	6.0
4242	Drugs and druggists' sundries merchant wholesalers	12	1,134	223	8,135	5.4	13.9
42421	Drugs and druggists' sundries merchant wholesalers	12	1,134	223	8,135	5.4	13.9
4244	Grocery and related products merchant wholesalers	35	1,326	897	32,141	3.9	4.1
42449	Other grocery and related products merchant wholesalers	22	1,052	409	12,135	5.4	8.7
4246	Chemicals and allied products merchant wholesalers	38	f	640	7,155	5.9	D
42469	Other chemicals and allied products merchant wholesalers	28	654	465	5,184	6.0	12.6
4247	Petroleum and petroleum products merchant wholesalers	24	e	245	3,133	9.8	D
42471	Petroleum bulk stations and terminals	21	e	155	2,314	13.5	D
4249	Miscellaneous nondurable goods merchant wholesalers	40	g	896	13,347	4.5	D
42491	Farm supplies merchant wholesalers	28	e	262	2,590	10.7	D
42495	Paint, varnish, and supplies merchant wholesalers	5	f	99	1,636	5.1	D
44-45	Retail trade	1,485	14,045	40,075	591,237	3.7	2.4
441	Motor vehicle and parts dealers	169	1,724	4,778	72,230	3.5	2.4
4413	Automotive parts, accessories, and tire stores	168	g	2,191	18,014	7.7	D
44132	Tire dealers	165	g	815	6,682	20.2	D
443	Electronics and appliance stores	35	255	1,805	16,874	1.9	1.5
4431	Electronics and appliance stores	35	255	1,805	16,874	1.9	1.5
44311	Appliance, television, and other electronics stores	35	255	1,334	13,351	2.6	1.9
444	Building material and garden equipment and supplies dealers	48	596	3,567	49,010	1.3	1.2
4441	Building material and supplies dealers	48	596	2,716	42,148	1.8	1.4
44419	Other building material dealers	24	f	1,421	13,987	1.7	D
445	Food and beverage stores	192	1,629	5,321	99,666	3.6	1.6
4451	Grocery stores	188	g	3,467	89,956	5.4	D
44511	Supermarkets and other grocery (except convenience) stores	106	f	2,179	84,329	4.9	D
44512	Convenience stores	82	f	1,288	5,627	6.4	D
446	Health and personal care stores	305	1,813	3,183	44,914	9.6	4.0
4461	Health and personal care stores	305	1,813	3,183	44,914	9.6	4.0
44613	Optical goods stores	185	g	436	2,036	42.4	D
44619	Other health and personal care stores	101	e	788	4,327	12.8	D
447	Gasoline stations	489	4,912	4,117	36,589	11.9	13.4
4471	Gasoline stations	489	4,912	4,117	36,589	11.9	13.4
44711	Gasoline stations with convenience stores	484	4,785	3,492	30,219	13.9	15.8
448	Clothing and clothing accessories stores	209	2,568	4,757	50,924	4.4	5.0
4481	Clothing stores	56	933	2,907	38,925	1.9	2.4
44812	Women's clothing stores	36	f	1,087	10,581	3.3	D
44814	Family clothing stores	13	e	717	18,301	1.8	D
4483	Jewelry, luggage, and leather goods stores	128	g	956	5,849	13.4	D
44831	Jewelry stores	121	g	929	5,690	13.0	D

Table A2.1 Number and Employment of Foreign-Owned Establishments in Each State, by Detailed Industry—Continues

NAICS code	Industry	Foreign-owned establishments		All U.S. establishments		Foreign-owned establishments as a percentage of all U.S. establishments ²	
		Number of establishments	Number of employees	Number of establishments	Number of employees ¹	Number of establishments	Number of employees
48-49	Transportation and warehousing	251	19,254	7,612	177,614	3.3	10.8
484	Truck transportation	33	g	4,667	68,895	0.7	D
4841	General freight trucking	22	1,172	2,784	50,581	0.8	2.3
48412	General freight trucking, long-distance	16	f	1,664	43,019	1.0	D
485	Transit and ground passenger transportation	13	f	401	8,599	3.2	D
4854	School and employee bus transportation	9	f	68	3,293	13.2	D
48541	School and employee bus transportation	9	f	68	3,293	13.2	D
488	Support activities for transportation	99	3,677	1,266	19,225	7.8	19.1
4883	Support activities for water transportation	8	316	51	1,067	15.7	29.6
4885	Freight transportation arrangement	80	3,062	611	10,046	13.1	30.5
48851	Freight transportation arrangement	80	3,062	611	10,046	13.1	30.5
492	Couriers and messengers	23	i	425	29,800	5.4	D
4921	Couriers	23	i	253	28,322	9.1	D
49211	Couriers	23	i	253	28,322	9.1	D
493	Warehousing and storage	71	h	611	36,597	11.6	D
4931	Warehousing and storage	71	h	611	36,597	11.6	D
49311	General warehousing and storage	55	3,548	482	29,588	11.4	12.0
51	Information	191	9,183	4,199	97,360	4.5	9.4
511	Publishing industries (except Internet)	22	1,138	873	32,911	2.5	3.5
5111	Newspaper, periodical, book, and directory publishers	13	512	664	26,573	2.0	1.9
5112	Software publishers	9	626	209	6,338	4.3	9.9
51121	Software publishers	9	626	209	6,338	4.3	9.9
517	Telecommunications	158	h	1,773	34,879	8.9	D
5172	Wireless telecommunications carriers (except satellite)	146	h	411	7,109	35.5	D
51721	Wireless telecommunications carriers (except satellite)	146	h	411	7,109	35.5	D
518	Internet service providers, Web search portals, and data processing	4	e	568	10,095	0.7	D
5182	Data processing, hosting, and related services	4	e	568	10,095	0.7	D
51821	Data processing, hosting, and related services	4	e	568	10,095	0.7	D
519	Other information services	1	h	122	5,782	0.8	D
5191	Other information services	1	h	122	5,782	0.8	D
51913	Internet publishing and broadcasting and Web search portals	1	h	66	5,160	1.5	D
52	Finance and insurance	378	7,355	19,047	266,335	2.0	2.8
522	Credit intermediation and related activities	249	3,149	8,884	134,761	2.8	2.3
5221	Depository credit intermediation	163	g	5,430	90,438	3.0	D
52211	Commercial banking	163	g	4,114	73,635	4.0	D
5222	Nondepository credit intermediation	85	g	1,463	29,769	5.8	D
52222	Sales financing	3	f	260	8,380	1.2	D
52229	Other nondepository credit intermediation	81	f	1,183	16,141	6.8	D
523	Securities intermediation and related activities	40	1,489	2,722	18,101	1.5	8.2
5231	Securities and commodity contracts intermediation and brokerage	30	g	1,416	10,336	2.1	D
52312	Securities brokerage	27	1,214	1,313	9,263	2.1	13.1
5239	Other financial investment activities	10	e	1,306	7,765	0.8	D
52392	Portfolio management	9	e	597	4,833	1.5	D
524	Insurance carriers and related activities	89	2,717	7,439	112,214	1.2	2.4
5241	Insurance carriers	70	1,823	1,461	73,117	4.8	2.5
52411	Direct life, health, and medical insurance carriers	46	626	537	29,796	8.6	2.1
52412	Other direct insurance carriers	18	1,139	911	43,136	2.0	2.6
5242	Agencies, brokerages, and other insurance-related activities	19	894	5,978	39,097	0.3	2.3
52429	Other insurance related activities	5	f	522	13,826	1.0	D
53	Real estate and rental and leasing	60	958	10,973	67,048	0.5	1.4
531	Real estate	17	371	8,414	46,083	0.2	0.8
5311	Lessors of real estate	8	e	3,694	18,153	0.2	D
53112	Lessors of nonresidential buildings (except miniwarehouses)	8	e	960	6,748	0.8	D
532	Rental and leasing services	41	f	2,498	20,359	1.6	D
5324	Commercial and industrial machinery and equipment rental and leasing	40	543	390	3,606	10.3	15.1
53249	Other commercial/industrial machinery and equipment rental and leasing	35	e	255	2,307	13.7	D
54	Professional, scientific, and technical services	134	9,088	25,083	228,670	0.5	4.0
541	Professional, scientific, and technical services	134	9,088	25,083	228,670	0.5	4.0
5413	Architectural, engineering, and related services	42	2,196	3,300	44,190	1.3	5.0
54133	Engineering services	21	g	1,761	28,816	1.2	D
54138	Testing laboratories	20	263	275	5,473	7.3	4.8
5415	Computer systems design and related services	26	2,043	3,183	33,677	0.8	6.1
54151	Computer systems design and related services	26	2,043	3,183	33,677	0.8	6.1
5416	Management, scientific, and technical consulting services	27	1,100	3,584	19,469	0.8	5.7
54161	Management consulting services	20	921	2,929	16,143	0.7	5.7
5417	Scientific research and development services	22	2,382	433	16,722	5.1	14.2
54171	Research and development in the physical, engineering, and life sciences	22	2,382	402	16,569	5.5	14.4
5418	Advertising and related services	7	e	1,238	11,844	0.6	D
5419	Other professional, scientific, and technical services	7	871	2,328	22,041	0.3	4.0
54191	Marketing research and public opinion polling	7	871	187	5,732	3.7	15.2
55	Management of companies and enterprises	259	12,570	2,258	145,787	11.5	8.6
551	Management of companies and enterprises	259	12,570	2,258	145,787	11.5	8.6
5511	Management of companies and enterprises	259	12,570	2,258	145,787	11.5	8.6
55111	Management of companies and enterprises	259	12,570	2,258	145,787	11.5	8.6
56	Administrative and support and waste management and remediation service	271	20,005	14,208	366,034	1.9	5.5
561	Administrative and support services	256	19,759	13,331	352,098	1.9	5.6
5613	Employment services	85	9,096	2,113	188,736	4.0	4.8
56132	Temporary help services	80	8,732	1,328	131,847	6.0	6.6
56133	Professional employer organizations	2	e	240	47,896	0.8	D
5614	Business support services	22	3,522	1,228	39,789	1.8	8.9
56141	Document preparation services	3	f	171	2,190	1.8	D
56142	Telephone call centers	4	h	224	26,147	1.8	D
5615	Travel arrangement and reservation services	29	389	611	5,147	4.7	7.6
56151	Travel agencies	28	e	367	2,308	7.6	D
5616	Investigation and security services	70	4,750	738	22,585	9.5	21.0
56161	Investigation, guard, and armored car services	60	h	429	19,478	14.0	D
56162	Security systems services	10	f	309	3,107	3.2	D
5617	Services to buildings and dwellings	23	1,351	6,754	64,877	0.3	2.1
56172	Janitorial services	20	g	2,152	40,307	0.9	D

Table A2.1 Number and Employment of Foreign-Owned Establishments in Each State, by Detailed Industry—Continues

NAICS code	Industry	Foreign-owned establishments		All U.S. establishments		Foreign-owned establishments as a percentage of all U.S. establishments ²	
		Number of establishments	Number of employees	Number of establishments	Number of employees ¹	Number of establishments	Number of employees
61	Educational services.....	17	251	1,874	16,258	0.9	1.5
611	Educational services.....	17	251	1,874	16,258	0.9	1.5
62	Health care and social assistance.....	367	7,477	27,965	741,194	1.3	1.0
621	Ambulatory health care services.....	60	g	19,377	235,073	0.3	D
6214	Outpatient care centers.....	36	f	1,081	24,229	3.3	D
62149	Other outpatient care centers.....	36	f	654	13,953	5.5	D
6219	Other ambulatory health care services.....	17	1,162	361	13,260	4.7	8.8
62191	Ambulance services.....	3	f	186	7,269	1.6	D
62199	All other ambulatory health care services.....	14	f	175	5,991	8.0	D
623	Nursing and residential care facilities.....	306	i	3,078	159,590	9.9	D
6231	Nursing care facilities.....	30	h	820	89,310	3.7	D
62311	Nursing care facilities.....	30	h	820	89,310	3.7	D
6232	Residential mental retardation/health and substance abuse facility.....	276	g	1,450	24,938	19.0	D
62321	Residential mental retardation facilities.....	276	g	1,244	19,819	22.2	D
71	Arts, entertainment, and recreation.....	6	511	4,077	65,326	0.1	0.8
713	Amusement, gambling, and recreation industries.....	5	e	2,939	46,398	0.2	D
72	Accommodation and food services.....	544	10,277	23,959	436,598	2.3	2.4
721	Accommodation.....	28	928	1,707	35,353	1.6	2.6
7211	Traveler accommodation.....	28	928	1,395	33,896	2.0	2.7
72111	Hotels (except casino hotels) and motels.....	28	928	1,323	33,419	2.1	2.8
722	Food services and drinking places.....	516	9,349	22,252	401,245	2.3	2.3
7222	Limited-service eating places.....	113	g	10,927	177,537	1.0	D
72221	Limited-service eating places.....	113	g	10,927	177,537	1.0	D
7223	Special food services.....	401	7,331	1,258	17,590	31.9	41.7
72231	Food service contractors.....	401	7,331	726	11,678	55.2	62.8
81	Other services (except public administration).....	315	2,110	20,349	135,272	1.5	1.6
811	Repair and maintenance.....	249	1,451	8,113	48,306	3.1	3.0
8111	Automotive repair and maintenance.....	201	812	6,167	32,887	3.3	2.5
81112	Automotive body, paint, interior, and glass repair.....	184	f	1,598	9,482	11.5	D
8113	Computer and industrial machinery and equipment (except automotive/electrical) repair and maintenance.....	15	406	911	8,366	1.6	4.9
81131	Computer and industrial machinery and equipment (except automotive/electrical) repair and maintenance.....	15	406	911	8,366	1.6	4.9
812	Personal and laundry services.....	66	659	8,225	57,766	0.8	1.1
8121	Personal care services.....	46	f	4,605	29,492	1.0	D
81219	Other personal care services.....	46	f	691	4,637	6.7	D
Oklahoma							
	All industries.....	1,167	38,869	85,618	1,256,870	1.4	3.1
21	Mining.....	24	2,140	2,106	51,980	1.1	4.1
213	Support activities for mining.....	16	g	1,072	31,217	1.5	D
2131	Support activities for mining.....	16	g	1,072	31,217	1.5	D
21311	Support activities for mining.....	16	g	1,072	31,217	1.5	D
22	Utilities.....	12	161	334	9,822	3.6	1.6
23	Construction.....	21	697	7,611	69,842	0.3	1.0
237	Heavy and civil engineering construction.....	12	341	771	15,736	1.6	2.2
2373	Highway, street, and bridge construction.....	10	e	194	4,894	5.2	D
23731	Highway, street, and bridge construction.....	10	e	194	4,894	5.2	D
238	Specialty trade contractors.....	9	356	5,132	42,661	0.2	0.8
31-33	Manufacturing.....	123	12,810	3,983	142,784	3.1	9.0
42	Wholesale trade.....	143	4,117	4,584	61,265	3.1	6.7
423	Durable goods merchant wholesalers.....	99	3,307	2,844	k	3.5	D
4236	Electrical goods merchant wholesalers.....	16	348	229	3,922	7.0	8.9
42361	Electrical apparatus and equipment and wiring supplies merchant wholesalers.....	11	311	131	2,003	8.4	15.5
4237	Hardware, plumbing, and heating equipment and supplies merchant wholesalers.....	19	2,156	230	4,137	8.3	52.1
42371	Hardware merchant wholesalers.....	8	g	60	2,322	13.3	D
42372	Plumbing and heating equipment and supplies merchant wholesalers.....	11	e	66	924	16.7	D
424	Nondurable goods merchant wholesalers.....	43	f	1,357	j	3.2	D
4242	Drugs and druggists' sundries merchant wholesalers.....	3	e	74	g	4.1	D
42421	Drugs and druggists' sundries merchant wholesalers.....	3	e	74	g	4.1	D
44-45	Retail trade.....	220	2,031	13,554	170,984	1.6	1.2
441	Motor vehicle and parts dealers.....	49	f	1,855	i	2.6	D
4413	Automotive parts, accessories, and tire stores.....	48	f	867	i	5.5	D
44132	Tire dealers.....	47	f	277	g	17.0	D
446	Health and personal care stores.....	54	482	1,074	11,393	5.0	4.2
4461	Health and personal care stores.....	54	482	1,074	11,393	5.0	4.2
447	Gasoline stations.....	52	e	1,843	13,869	2.8	D
4471	Gasoline stations.....	52	e	1,843	13,869	2.8	D
44711	Gasoline stations with convenience stores.....	52	e	1,556	10,719	3.3	D
448	Clothing and clothing accessories stores.....	26	266	1,450	14,278	1.8	1.9
48-49	Transportation and warehousing.....	62	1,396	2,704	48,079	2.3	2.9
484	Truck transportation.....	12	284	1,763	i	0.7	D
4842	Specialized freight trucking.....	9	e	757	i	1.2	D
486	Pipeline transportation.....	12	322	131	1,697	9.2	19.0
488	Support activities for transportation.....	15	565	387	4,849	3.9	11.7
4881	Support activities for air transportation.....	6	490	121	2,929	5.0	16.7
48819	Other support activities for air transportation.....	6	490	91	2,352	6.6	20.8
51	Information.....	26	417	1,585	32,481	1.6	1.3
52	Finance and insurance.....	63	1,105	6,727	60,399	0.9	1.8
524	Insurance carriers and related activities.....	18	790	2,577	22,164	0.7	3.6
5241	Insurance carriers.....	14	776	274	13,016	5.1	6.0
52411	Direct life, health, and medical insurance carriers.....	7	554	117	6,568	6.0	8.4
53	Real estate and rental and leasing.....	20	279	4,003	24,887	0.5	1.1
532	Rental and leasing services.....	14	e	922	j	1.5	D
5324	Commercial and industrial machinery and equipment rental and leasing.....	14	e	266	3,397	5.3	D

Table A2.1 Number and Employment of Foreign-Owned Establishments in Each State, by Detailed Industry—Continues

NAICS code	Industry	Foreign-owned establishments		All U.S. establishments		Foreign-owned establishments as a percentage of all U.S. establishments ²	
		Number of establishments	Number of employees	Number of establishments	Number of employees ¹	Number of establishments	Number of employees
54	Professional, scientific, and technical services	19	2,683	9,174	65,879	0.2	4.1
541	Professional, scientific, and technical services	19	2,683	9,174	65,879	0.2	4.1
5415	Computer systems design and related services	7	2,142	734	9,186	1.0	23.3
54151	Computer systems design and related services	7	2,142	734	9,186	1.0	23.3
5419	Other professional, scientific, and technical services	3	e	918	7,105	0.3	D
54199	All other professional, scientific, and technical services	3	e	157	1,890	1.9	D
55	Management of companies and enterprises	36	g	552	27,596	6.5	D
551	Management of companies and enterprises	36	g	552	27,596	6.5	D
5511	Management of companies and enterprises	36	g	552	27,596	6.5	D
55111	Management of companies and enterprises	36	g	552	27,596	6.5	D
56	Administrative and support and waste management and remediation service	61	4,215	4,309	99,035	1.4	4.3
561	Administrative and support services	55	h	3,996	95,052	1.4	D
5613	Employment services	18	g	510	48,043	3.5	D
56132	Temporary help services	18	g	325	k	5.5	D
5614	Business support services	3	f	452	14,943	0.7	D
56142	Telephone call centers	2	f	74	11,628	2.7	D
5616	Investigation and security services	19	1,311	302	5,857	6.3	22.4
56161	Investigation, guard, and armored car services	17	g	160	4,565	10.6	D
61	Educational services	6	b	520	4,010	1.2	D
62	Health care and social assistance	204	1,818	10,332	200,777	2.0	0.9
621	Ambulatory health care services	26	e	6,907	64,958	0.4	D
623	Nursing and residential care facilities	172	f	1,128	38,591	15.2	D
6232	Residential mental retardation/health and substance abuse facility	172	f	546	7,369	31.5	D
62321	Residential mental retardation facilities	172	f	491	6,134	35.0	D
624	Social assistance	5	e	2,133	29,655	0.2	D
6243	Vocational rehabilitation services	2	e	99	4,335	2.0	D
62431	Vocational rehabilitation services	2	e	99	4,335	2.0	D
71	Arts, entertainment, and recreation	2	f	1,099	26,237	0.2	D
711	Performing arts, spectator sports, and related industries	1	f	248	2,564	0.4	D
7112	Spectator sports	1	f	60	1,317	1.7	D
71121	Spectator sports	1	f	60	1,317	1.7	D
72	Accommodation and food services	102	2,638	6,900	129,159	1.5	2.0
722	Food services and drinking places	90	g	6,140	117,572	1.5	D
7223	Special food services	90	g	225	4,153	40.0	D
72231	Food service contractors	90	g	160	3,735	56.3	D
81	Other services (except public administration)	23	312	5,541	31,654	0.4	1.0
Oregon							
	All industries	1,337	45,465	107,165	1,399,978	1.2	3.2
21	Mining	6	e	130	2,152	4.6	D
22	Utilities	8	e	268	7,984	3.0	D
221	Utilities	8	e	268	7,984	3.0	D
2211	Electric power generation, transmission, and distribution	5	e	172	6,443	2.9	D
22111	Electric power generation	4	e	26	819	15.4	D
23	Construction	15	1,761	13,434	102,974	0.1	1.7
236	Construction of buildings	3	f	4,198	22,808	0.1	D
2362	Nonresidential building construction	3	f	589	8,999	0.5	D
23622	Commercial building construction	2	f	571	8,280	0.4	D
237	Heavy and civil engineering construction	2	e	558	9,641	0.4	D
2371	Utility system construction	1	e	263	4,377	0.4	D
23713	Power and communication system construction	1	e	88	1,574	1.1	D
238	Specialty trade contractors	10	740	8,678	70,525	0.1	1.0
2382	Building equipment contractors	4	372	2,286	25,773	0.2	1.4
23829	Other building equipment contractors	3	e	108	2,189	2.8	D
2389	Other specialty trade contractors	3	e	1,414	10,851	0.2	D
23899	All other specialty trade contractors	3	e	576	3,849	0.5	D
31-33	Manufacturing	107	12,673	5,712	182,794	1.9	6.9
42	Wholesale trade	271	6,841	5,789	77,547	4.7	8.8
423	Durable goods merchant wholesalers	177	h	3,396	45,946	5.2	D
4231	Motor vehicle and parts and supplies merchant wholesalers	12	407	356	5,608	3.4	7.3
4234	Professional and commercial equipment and supplies merchant wholesalers	21	916	377	5,492	5.6	16.7
42342	Office equipment merchant wholesalers	10	348	63	1,530	15.9	22.7
42345	Medical, dental, and hospital equipment and supplies merchant wholesalers	2	e	80	1,072	2.5	D
4235	Metal and mineral (except petrol) merchant wholesalers	8	462	141	g	5.7	D
42351	Metal service centers and other metal merchant wholesalers	7	e	139	2,368	5.0	D
4236	Electrical goods merchant wholesalers	31	656	421	7,418	7.4	8.8
42369	Other electronic parts and equipment merchant wholesalers	21	470	191	4,790	11.0	9.8
4237	Hardware, plumbing, and heating equipment and supplies merchant wholesalers	46	419	246	2,889	18.7	14.5
42372	Plumbing and heating equipment and supplies merchant wholesalers	37	e	101	1,087	36.6	D
4238	Machinery, equipment, and supplies merchant wholesalers	30	690	825	10,053	3.6	6.9
42383	Industrial machinery and equipment merchant wholesalers	14	f	347	4,909	4.0	D
4239	Miscellaneous durable goods merchant wholesalers	13	389	408	h	3.2	D
42391	Sporting and recreational goods and supplies merchant wholesalers	3	e	101	1,053	3.0	D
424	Nondurable goods merchant wholesalers	91	2,644	1,697	28,384	5.4	9.3
4243	Apparel, piece goods, and notions merchant wholesalers	2	e	127	2,303	1.6	D
42434	Footwear merchant wholesalers	2	e	15	676	13.3	D
4244	Grocery and related products merchant wholesalers	24	1,062	443	11,193	5.4	9.5
42443	Dairy product (except dried/canned) merchant wholesalers	2	e	773	h	9.1	D
42449	Other grocery and related products merchant wholesalers	19	486	196	h	9.7	D
4246	Chemicals and allied products merchant wholesalers	19	276	139	1,190	13.7	23.2
42469	Other chemicals and allied products merchant wholesalers	17	e	104	907	16.3	D
44-45	Retail trade	305	2,684	14,991	204,793	2.0	1.3
445	Food and beverage stores	38	728	2,282	38,697	1.7	1.9
4451	Grocery stores	30	f	1,469	35,054	2.0	D
44511	Supermarkets and other grocery (except convenience) stores	7	e	756	31,081	0.9	D
446	Health and personal care stores	83	496	827	8,210	10.0	6.0
4461	Health and personal care stores	83	496	827	8,210	10.0	6.0
44613	Optical goods stores	33	e	129	749	25.6	D
448	Clothing and clothing accessories stores	46	450	1,692	17,632	2.7	2.6

Table A2.1 Number and Employment of Foreign-Owned Establishments in Each State, by Detailed Industry—Continues

NAICS code	Industry	Foreign-owned establishments		All U.S. establishments		Foreign-owned establishments as a percentage of all U.S. establishments ²	
		Number of establishments	Number of employees	Number of establishments	Number of employees ¹	Number of establishments	Number of employees
48-49	Transportation and warehousing	84	2,854	3,254	57,290	2.6	5.0
484	Truck transportation	10	745	1,875	20,643	0.5	3.6
4841	General freight trucking.....	3	e	895	12,679	0.3	D
48412	General freight trucking, long-distance	3	e	637	10,528	0.5	D
4842	Specialized freight trucking.....	7	e	980	7,964	0.7	D
48423	Specialized freight (except used goods) trucking, long-distance	3	e	176	2,365	1.7	D
485	Transit and ground passenger transportation	15	f	224	5,021	6.7	D
4854	School and employee bus transportation.....	14	f	55	2,909	25.5	D
48541	School and employee bus transportation.....	14	f	55	2,909	25.5	D
488	Support activities for transportation	38	694	613	7,420	6.2	9.4
4885	Freight transportation arrangement	27	497	300	2,942	9.0	16.9
48851	Freight transportation arrangement	27	497	300	2,942	9.0	16.9
51	Information	62	2,715	1,992	39,258	3.1	6.9
511	Publishing industries (except Internet)	15	f	566	13,074	2.7	D
5112	Software publishers	7	667	209	6,377	3.3	10.5
51121	Software publishers	7	667	209	6,377	3.3	10.5
517	Telecommunications	43	g	660	12,853	6.5	D
5172	Wireless telecommunications carriers (except satellite)	42	g	179	4,922	23.5	D
51721	Wireless telecommunications carriers (except satellite)	42	g	179	4,922	23.5	D
52	Finance and insurance.....	115	1,583	6,729	66,714	1.7	2.4
522	Credit intermediation and related activities	66	841	3,008	34,752	2.2	2.4
5221	Depository credit intermediation	37	475	1,525	24,858	2.4	1.9
52211	Commercial banking	37	475	1,065	18,614	3.5	2.6
5222	Nondepository credit intermediation	29	366	603	6,110	4.8	6.0
523	Securities intermediation and related activities.....	19	333	1,117	6,192	1.7	5.4
5231	Securities and commodity contracts intermediation and brokerage	17	e	532	3,801	3.2	D
52312	Securities brokerage	15	321	492	3,375	3.0	9.5
524	Insurance carriers and related activities	30	409	2,603	25,694	1.2	1.6
5241	Insurance carriers	25	e	444	15,097	5.6	D
53	Real estate and rental and leasing	20	192	6,391	30,978	0.3	0.6
54	Professional, scientific, and technical services	42	2,461	11,465	85,253	0.4	2.9
541	Professional, scientific, and technical services	42	2,461	11,465	85,253	0.4	2.9
5412	Accounting, tax preparation, bookkeeping, and payroll services	1	1,083	1,978	14,448	0.1	7.5
54121	Accounting, tax preparation, bookkeeping, and payroll services	1	1,083	1,978	14,448	0.1	7.5
5413	Architectural, engineering, and related services	14	559	1,787	16,090	0.8	3.5
54133	Engineering services	6	429	810	9,518	0.7	4.5
5416	Management, scientific, and technical consulting services	5	306	1,616	6,169	0.3	5.0
54161	Management consulting services	3	e	1,167	4,161	0.3	D
55	Management of companies and enterprises.....	33	3,381	641	35,892	5.1	9.4
551	Management of companies and enterprises.....	33	3,381	641	35,892	5.1	9.4
5511	Management of companies and enterprises	33	3,381	641	35,892	5.1	9.4
55111	Management of companies and enterprises	33	3,381	641	35,892	5.1	9.4
56	Administrative and support and waste management and remediation service	62	2,923	5,495	94,050	1.1	3.1
561	Administrative and support services	62	2,923	5,141	88,728	1.2	3.3
5613	Employment services.....	14	f	629	45,490	2.2	D
56132	Temporary help services.....	13	f	420	28,626	3.1	D
5615	Travel arrangement and reservation services	15	e	295	1,925	5.1	D
56151	Travel agencies	15	e	208	1,157	7.2	D
5616	Investigation and security services	17	1,263	324	5,317	5.2	23.8
56161	Investigation, guard, and armored car services.....	12	g	185	4,332	6.5	D
61	Educational services.....	4	27	887	6,065	0.5	0.4
62	Health care and social assistance	30	1,178	11,261	192,233	0.3	0.6
621	Ambulatory health care services	27	g	7,242	69,411	0.4	D
6214	Outpatient care centers	15	e	382	10,821	3.9	D
62149	Other outpatient care centers	15	e	226	7,898	6.6	D
6219	Other ambulatory health care services.....	9	644	89	3,013	10.1	21.4
62191	Ambulance services.....	5	f	39	1,601	12.8	D
71	Arts, entertainment, and recreation	4	213	1,597	24,334	0.3	0.9
72	Accommodation and food services	142	h	10,241	150,538	1.4	D
722	Food services and drinking places	128	h	8,963	127,821	1.4	D
7223	Special food services.....	127	2,771	383	5,714	33.2	48.5
72231	Food service contractors	127	2,771	227	4,596	55.9	60.3
81	Other services (except public administration)	27	208	6,888	39,129	0.4	0.5
Pennsylvania							
21	All industries	5,949	269,996	291,112	4,878,335	2.0	5.5
212	Mining	52	1,147	842	19,818	6.2	5.8
2123	Mining, except oil and gas	47	1,043	473	11,242	9.9	9.3
21231	Nonmetallic mineral mining and quarrying.....	47	1,043	289	h	16.3	D
21231	Stone mining and quarrying.....	38	f	215	3,995	17.7	D
22	Utilities	47	2,454	611	29,183	7.7	8.4
221	Utilities	47	2,454	611	29,183	7.7	8.4
2211	Electric power generation, transmission, and distribution	16	1,405	335	22,779	4.8	6.2
22112	Electric power transmission, control, and distribution	11	g	264	14,923	4.2	D
2213	Water, sewage, and other systems	31	1,049	146	2,629	21.2	39.9
22131	Water supply and irrigation systems	21	f	93	2,024	22.6	D
23	Construction	42	4,265	28,505	265,925	0.1	1.6
236	Construction of buildings.....	6	f	8,380	60,929	0.1	D
2362	Nonresidential building construction	6	f	1,607	30,371	0.4	D
23622	Commercial building construction	5	e	1,535	27,739	0.3	D
237	Heavy and civil engineering construction	13	1,224	1,196	36,360	1.1	3.4
2371	Utility system construction	1	e	512	19,577	0.2	D
23713	Power and communication system construction.....	1	e	174	12,092	0.6	D
2373	Highway, street, and bridge construction	12	f	446	15,127	2.7	D
23731	Highway, street, and bridge construction	12	f	446	15,127	2.7	D

Table A2.1 Number and Employment of Foreign-Owned Establishments in Each State, by Detailed Industry—Continues

NAICS code	Industry	Foreign-owned establishments		All U.S. establishments		Foreign-owned establishments as a percentage of all U.S. establishments ²	
		Number of establishments	Number of employees	Number of establishments	Number of employees ¹	Number of establishments	Number of employees
238	Specialty trade contractors.....	23	g	18,929	168,636	0.1	D
2382	Building equipment contractors.....	17	1,553	6,475	72,596	0.3	2.1
23821	Electrical contractors.....	3	e	2,534	27,873	0.1	D
23822	Plumbing and HVAC contractors.....	3	f	3,716	39,529	0.1	D
23829	Other building equipment contractors.....	11	634	225	5,195	4.9	12.2
2389	Other specialty trade contractors.....	4	f	3,557	28,448	0.1	D
23899	All other specialty trade contractors.....	1	f	1,442	8,887	0.1	D
31-33	Manufacturing.....	423	79,120	15,401	649,362	2.7	12.2
42	Wholesale trade.....	566	21,343	15,769	246,422	3.6	8.7
423	Durable goods merchant wholesalers.....	408	15,636	9,628	144,546	4.2	10.8
4231	Motor vehicle and parts and supplies merchant wholesalers.....	35	1,712	1,112	19,981	3.1	8.6
42311	Automobile and other motor vehicle merchant wholesalers.....	5	1,317	278	6,951	1.8	18.9
42312	Motor vehicle supplies and new parts merchant wholesalers.....	28	e	614	10,662	4.6	D
4232	Furniture and home furnishing merchant wholesalers.....	5	330	455	i	1.1	D
42322	Home furnishing merchant wholesalers.....	3	e	211	h	1.4	D
4233	Lumber and other construction material merchant wholesalers.....	41	988	751	11,679	5.5	8.5
42331	Lumber, plywood, and wood panel merchant wholesalers.....	10	261	348	6,387	2.9	4.1
42332	Brick, stone, and construction material merchant wholesalers.....	17	361	133	1,521	12.8	23.7
42339	Other construction material merchant wholesalers.....	8	283	140	2,020	5.7	14.0
4234	Professional and commercial equipment and supplies merchant wholesalers.....	60	3,330	1,313	27,705	4.6	12.0
42342	Office equipment merchant wholesalers.....	35	1,286	323	6,211	10.8	20.7
42345	Medical, dental, and hospital equipment and supplies merchant wholesalers.....	9	1,688	316	9,272	2.8	18.2
4235	Metal and mineral (except petrol) merchant wholesalers.....	24	596	609	8,029	3.9	7.4
42351	Metal service centers and other metal merchant wholesalers.....	20	f	540	7,562	3.7	D
4236	Electrical goods merchant wholesalers.....	81	2,950	1,008	16,600	8.0	17.8
42361	Electrical apparatus and equipment and wiring supplies merchant wholesalers.....	46	g	510	7,509	9.0	D
42369	Other electronic parts and equipment merchant wholesalers.....	32	1,530	419	8,051	7.6	19.0
4237	Hardware, plumbing, and heating equipment and supplies merchant wholesalers.....	46	537	837	9,059	5.5	5.9
42372	Plumbing and heating equipment and supplies merchant wholesalers.....	22	e	288	3,415	7.6	D
4238	Machinery, equipment, and supplies merchant wholesalers.....	103	3,564	2,464	32,202	4.2	11.1
42381	Construction and mining machinery and equipment merchant wholesalers.....	10	e	242	5,492	4.1	D
42383	Industrial machinery and equipment merchant wholesalers.....	56	1,971	1,283	15,715	4.4	12.5
42384	Industrial supplies merchant wholesalers.....	27	634	434	4,996	6.2	12.7
42386	Transportation equipment and supplies (except motor vehicle) merchant wholesalers.....	8	671	59	g	13.6	D
4239	Miscellaneous durable goods merchant wholesalers.....	13	1,629	1,079	j	1.2	D
42399	Other miscellaneous durable goods merchant wholesalers.....	4	g	311	h	1.3	D
424	Nondurable goods merchant wholesalers.....	151	i	4,355	87,197	3.5	D
4241	Paper and paper product merchant wholesalers.....	11	407	488	6,578	2.3	6.2
42413	Industrial and personal service paper merchant wholesalers.....	8	e	202	3,049	4.0	D
4242	Drugs and druggists' sundries merchant wholesalers.....	14	1,903	272	11,584	5.1	16.4
42421	Drugs and druggists' sundries merchant wholesalers.....	14	1,903	272	11,584	5.1	16.4
4243	Apparel, piece goods, and notions merchant wholesalers.....	6	401	354	6,366	1.7	6.3
42433	Women's and child clothing and access merchant wholesalers.....	3	e	124	2,300	2.4	D
4244	Grocery and related products merchant wholesalers.....	39	929	1,221	32,969	3.2	2.8
42449	Other grocery and related products merchant wholesalers.....	25	683	432	12,796	5.8	5.3
4246	Chemicals and allied products merchant wholesalers.....	45	1,015	547	8,125	8.2	12.5
42469	Other chemicals and allied products merchant wholesalers.....	36	934	414	6,254	8.7	14.9
4247	Petroleum and petroleum products merchant wholesalers.....	18	250	258	3,402	7.0	7.3
4249	Miscellaneous nondurable goods merchant wholesalers.....	16	f	952	13,362	1.7	D
42499	Other miscellaneous nondurable goods merchant wholesalers.....	5	326	347	2,647	1.4	12.3
44-45	Retail trade.....	1,409	39,007	46,532	672,042	3.0	5.8
441	Motor vehicle and parts dealers.....	110	1,153	5,216	80,992	2.1	1.4
4413	Automotive parts, accessories, and tire stores.....	108	g	2,163	18,095	5.0	D
44132	Tire dealers.....	104	g	737	6,508	14.1	D
442	Furniture and home furnishings stores.....	14	f	2,464	20,220	0.6	D
4421	Furniture stores.....	4	f	1,144	10,114	0.3	D
44211	Furniture stores.....	4	f	1,144	10,114	0.3	D
443	Electronics and appliance stores.....	58	484	1,907	16,825	3.0	2.9
4431	Electronics and appliance stores.....	58	484	1,907	16,825	3.0	2.9
44311	Appliance, television, and other electronics stores.....	57	e	1,386	13,299	4.1	D
444	Building material and garden equipment and supplies dealers.....	47	736	3,786	52,230	1.2	1.4
4441	Building material and supplies dealers.....	47	736	2,891	45,273	1.6	1.6
44419	Other building material dealers.....	38	f	1,542	15,769	2.5	D
445	Food and beverage stores.....	243	22,487	6,581	143,626	3.7	15.7
4451	Grocery stores.....	239	j	3,537	128,857	6.8	D
44511	Supermarkets and other grocery (except convenience) stores.....	224	22,324	2,574	121,560	8.7	18.4
446	Health and personal care stores.....	644	9,568	4,035	52,349	16.0	18.3
4461	Health and personal care stores.....	644	9,568	4,035	52,349	16.0	18.3
44611	Pharmacies and drug stores.....	284	i	2,155	41,707	13.2	D
44612	Cosmetics, beauty supplies, and perfume stores.....	29	511	474	3,142	6.1	16.3
44613	Optical goods stores.....	196	g	648	3,263	30.2	D
44619	Other health and personal care stores.....	135	f	758	4,237	17.8	D
447	Gasoline stations.....	42	e	4,153	37,477	1.0	D
4471	Gasoline stations.....	42	e	4,153	37,477	1.0	D
44711	Gasoline stations with convenience stores.....	40	e	3,198	29,456	1.3	D
448	Clothing and clothing accessories stores.....	228	2,785	6,281	65,190	3.6	4.3
4481	Clothing stores.....	85	1,372	3,875	49,721	2.2	2.8
44812	Women's clothing stores.....	51	f	1,472	14,371	3.5	D
44814	Family clothing stores.....	27	f	989	22,889	2.7	D
4482	Shoe stores.....	40	354	1,182	8,439	3.4	4.2
44821	Shoe stores.....	40	354	1,182	8,439	3.4	4.2
4483	Jewelry, luggage, and leather goods stores.....	103	1,059	1,224	7,030	8.4	15.1
44831	Jewelry stores.....	90	f	1,185	6,773	7.6	D
454	Nonstore retailers.....	12	306	2,714	34,090	0.4	0.9

Table A2.1 Number and Employment of Foreign-Owned Establishments in Each State, by Detailed Industry—Continues

NAICS code	Industry	Foreign-owned establishments		All U.S. establishments		Foreign-owned establishments as a percentage of all U.S. establishments ²	
		Number of establishments	Number of employees	Number of establishments	Number of employees ¹	Number of establishments	Number of employees
48-49	Transportation and warehousing	222	15,826	8,158	206,663	2.7	7.7
484	Truck transportation	21	f	4,437	62,749	0.5	D
4841	General freight trucking	5	f	2,510	41,414	0.2	D
48412	General freight trucking, long-distance	5	f	1,395	33,910	0.4	D
485	Transit and ground passenger transportation	37	3,116	1,159	34,197	3.2	9.1
4854	School and employee bus transportation	32	g	693	24,037	4.6	D
48541	School and employee bus transportation	32	g	693	24,037	4.6	D
4855	Charter bus industry	3	e	57	2,120	5.3	D
48551	Charter bus industry	3	e	57	2,120	5.3	D
488	Support activities for transportation	58	2,867	1,169	17,108	5.0	16.8
4881	Support activities for air transportation	9	582	128	2,569	7.0	22.7
48811	Airport operations	6	393	55	1,629	10.9	24.1
4885	Freight transportation arrangement	45	2,140	585	9,161	7.7	23.4
48851	Freight transportation arrangement	45	2,140	585	9,161	7.7	23.4
492	Couriers and messengers	25	g	479	25,845	5.2	D
4921	Couriers	24	g	322	24,744	7.5	D
49211	Couriers	24	g	322	24,744	7.5	D
493	Warehousing and storage	74	7,683	590	47,321	12.5	16.2
4931	Warehousing and storage	74	7,683	590	47,321	12.5	16.2
49311	General warehousing and storage	44	7,079	442	40,317	10.0	17.6
49312	Refrigerated warehousing and storage	5	e	45	2,383	11.1	D
49319	Other warehousing and storage	25	e	93	h	26.9	D
51	Information	239	13,314	5,302	137,115	4.5	9.7
511	Publishing industries (except Internet)	31	7,687	1,021	45,951	3.0	16.7
5111	Newspaper, periodical, book, and directory publishers	24	g	780	32,949	3.1	D
51112	Periodical publishers	10	1,088	288	5,876	3.5	18.5
51113	Book publishers	5	e	113	2,780	4.4	D
51114	Directory and mailing list publishers	9	g	62	2,078	14.5	D
5112	Software publishers	7	i	241	13,002	2.9	D
51121	Software publishers	7	i	241	13,002	2.9	D
515	Broadcasting (except Internet)	14	f	330	9,256	4.2	D
5151	Radio and television broadcasting	10	e	309	8,732	3.2	D
51512	Television broadcasting	10	e	71	4,212	14.1	D
5152	Cable and other subscription programming	4	e	21	524	19.0	D
51521	Cable and other subscription programming	4	e	21	524	19.0	D
517	Telecommunications	182	h	2,120	54,148	8.6	D
5172	Wireless telecommunications carriers (except satellite)	160	h	392	8,781	40.8	D
51721	Wireless telecommunications carriers (except satellite)	160	h	392	8,781	40.8	D
52	Finance and insurance	1,161	18,595	18,954	279,472	6.1	6.7
522	Credit intermediation and related activities	969	13,084	8,569	109,981	11.3	11.9
5221	Depository credit intermediation	861	10,737	5,794	82,023	14.9	13.1
52211	Commercial banking	190	g	3,493	54,477	5.4	D
52212	Savings institutions	671	i	1,470	18,668	45.6	D
5222	Nondepository credit intermediation	107	g	1,339	20,337	8.0	D
52222	Sales financing	9	1,700	259	3,555	3.5	47.8
52229	Other nondepository credit intermediation	98	f	1,067	j	9.2	D
523	Securities intermediation and related activities	62	1,076	2,960	40,815	2.1	2.6
5231	Securities and commodity contracts intermediation and brokerage	45	975	1,330	11,517	3.4	8.5
52312	Securities brokerage	42	f	1,185	9,614	3.5	D
524	Insurance carriers and related activities	130	4,435	7,423	127,244	1.8	3.5
5241	Insurance carriers	99	3,735	1,638	83,522	6.0	4.5
52411	Direct life, health, and medical insurance carriers	41	1,564	701	57,967	5.8	2.7
52412	Other direct insurance carriers	51	2,081	915	k	5.6	D
5242	Agencies, brokerages, and other insurance-related activities	31	700	5,785	43,722	0.5	1.6
52421	Insurance agencies and brokerages	23	f	5,117	33,795	0.4	D
53	Real estate and rental and leasing	42	1,104	9,904	68,954	0.4	1.6
531	Real estate	23	326	7,643	45,483	0.3	0.7
532	Rental and leasing services	17	e	2,216	22,275	0.8	D
5324	Commercial and industrial machinery and equipment rental and leasing	15	284	350	4,772	4.3	6.0
533	Lessors of nonfinancial intangible assets (except copyrighted works)	2	e	45	1,196	4.4	D
5331	Lessors of nonfinancial intangible assets (except copyrighted works)	2	e	45	1,196	4.4	D
53311	Lessors of nonfinancial intangible assets (except copyrighted works)	2	e	45	1,196	4.4	D
54	Professional, scientific, and technical services	149	14,328	29,726	298,754	0.5	4.8
541	Professional, scientific, and technical services	149	14,328	29,726	298,754	0.5	4.8
5412	Accounting, tax preparation, bookkeeping, and payroll services	9	g	4,164	48,633	0.2	D
54121	Accounting, tax preparation, bookkeeping, and payroll services	9	g	4,164	48,633	0.2	D
5413	Architectural, engineering, and related services	48	5,711	4,147	58,726	1.2	9.7
54133	Engineering services	39	5,433	2,169	39,884	1.8	13.6
54138	Testing laboratories	8	e	274	5,701	2.9	D
5415	Computer systems design and related services	32	1,708	4,042	38,256	0.8	4.5
54151	Computer systems design and related services	32	1,708	4,042	38,256	0.8	4.5
5416	Management, scientific, and technical consulting services	16	834	4,667	30,262	0.3	2.8
54161	Management consulting services	12	f	3,661	24,498	0.3	D
5417	Scientific research and development services	24	3,530	622	25,571	3.9	13.8
54171	Research and development in the physical, engineering, and life sciences	24	3,530	567	24,885	4.2	14.2
5418	Advertising and related services	5	e	1,430	15,842	0.3	D
54185	Display advertising	1	e	93	1,269	1.1	D
5419	Other professional, scientific, and technical services	14	1,106	2,642	23,583	0.5	4.7
54191	Marketing research and public opinion polling	11	1,072	240	6,675	4.6	16.1
55	Management of companies and enterprises	260	19,383	2,156	144,700	12.1	13.4
551	Management of companies and enterprises	260	19,383	2,156	144,700	12.1	13.4
5511	Management of companies and enterprises	260	19,383	2,156	144,700	12.1	13.4
55111	Management of companies and enterprises	260	19,383	2,156	144,700	12.1	13.4

Table A2.1 Number and Employment of Foreign-Owned Establishments in Each State, by Detailed Industry—Continues

NAICS code	Industry	Foreign-owned establishments		All U.S. establishments		Foreign-owned establishments as a percentage of all U.S. establishments ²	
		Number of establishments	Number of employees	Number of establishments	Number of employees ¹	Number of establishments	Number of employees
56	Administrative and support and waste management and remediation service	248	15,893	15,031	303,973	1.6	5.2
561	Administrative and support services	228	j	14,031	287,376	1.6	D
5612	Facilities support services	7	812	235	6,802	3.0	11.9
56121	Facilities support services	7	812	235	6,802	3.0	11.9
5613	Employment services	61	5,919	1,898	113,899	3.2	5.2
56132	Temporary help services	58	5,860	1,223	96,570	4.7	6.1
5614	Business support services	17	1,476	1,288	39,060	1.3	3.8
56141	Document preparation services	1	f	163	2,646	0.6	D
56142	Telephone call centers	3	e	231	20,341	1.3	D
5616	Investigation and security services	50	3,808	775	29,715	6.5	12.8
56161	Investigation, guard, and armored car services	40	h	437	24,665	9.2	D
56162	Security systems services	10	f	338	5,050	3.0	D
5617	Services to buildings and dwellings	36	2,493	7,288	64,994	0.5	3.8
56171	Exterminating and pest control services	25	f	320	2,438	7.8	D
56172	Janitorial services	9	g	2,175	40,968	0.4	D
5619	Other support services	12	362	805	12,678	1.5	2.9
56199	All other support services	11	e	600	7,790	1.8	D
562	Waste management and remediation services	20	f	1,000	16,597	2.0	D
5621	Waste collection	9	e	476	8,047	1.9	D
56211	Waste collection	9	e	476	8,047	1.9	D
5622	Waste treatment and disposal	9	e	128	3,086	7.0	D
56221	Waste treatment and disposal	9	e	128	3,086	7.0	D
61	Educational services	19	607	2,191	23,027	0.9	2.6
611	Educational services	19	607	2,191	23,027	0.9	2.6
6117	Educational support services	11	e	254	3,723	4.3	D
61171	Educational support services	11	e	254	3,723	4.3	D
62	Health care and social assistance	117	4,725	35,156	874,743	0.3	0.5
621	Ambulatory health care services	72	g	23,340	272,254	0.3	D
6214	Outpatient care centers	54	g	1,385	32,413	3.9	D
62149	Other outpatient care centers	54	g	828	16,356	6.5	D
623	Nursing and residential care facilities	43	h	4,199	194,521	1.0	D
6231	Nursing care facilities	25	h	705	71,698	3.5	D
62311	Nursing care facilities	25	h	705	71,698	3.5	D
6232	Residential mental retardation/health and substance abuse facility	12	e	2,192	49,058	0.5	D
62321	Residential mental retardation facilities	12	e	1,775	37,363	0.7	D
71	Arts, entertainment, and recreation	9	1,586	4,648	83,594	0.2	1.9
711	Performing arts, spectator sports, and related industries	2	g	1,081	19,853	0.2	D
7112	Spectator sports	2	g	151	7,886	1.3	D
71121	Spectator sports	2	g	151	7,886	1.3	D
72	Accommodation and food services	815	15,659	26,910	420,209	3.0	3.7
721	Accommodation	12	f	1,836	51,112	0.7	D
7211	Traveler accommodation	12	f	1,379	48,938	0.9	D
72111	Hotels (except casino hotels) and motels	12	f	1,243	48,100	1.0	D
722	Food services and drinking places	803	j	25,074	369,097	3.2	D
7221	Full-service restaurants	4	267	9,025	187,251	*	0.1
72211	Full-service restaurants	4	267	9,025	187,251	*	0.1
7222	Limited-service eating places	14	e	10,523	129,784	0.1	D
72221	Limited-service eating places	14	e	10,523	129,784	0.1	D
7223	Special food services	785	14,393	2,252	34,351	34.9	41.9
72231	Food service contractors	785	14,393	1,583	28,106	49.6	51.2
81	Other services (except public administration)	129	1,640	25,316	154,379	0.5	1.1
811	Repair and maintenance	88	1,196	9,708	51,384	0.9	2.3
8111	Automotive repair and maintenance	53	504	7,692	35,738	0.7	1.4
8113	Computer and industrial machinery and equipment (except automotive/electrical) repair and maintenance	16	343	930	7,619	1.7	4.5
81131	Computer and industrial machinery and equipment (except automotive/electrical) repair and maintenance	16	343	930	7,619	1.7	4.5
812	Personal and laundry services	41	444	10,457	62,406	0.4	0.7
8121	Personal care services	35	e	6,390	34,052	0.5	D
81219	Other personal care services	35	e	798	4,441	4.4	D

Rhode Island

	All industries	586	26,031	29,400	410,941	2.0	6.3
21	Mining	2	b	23	308	8.7	D
22	Utilities	19	g	28	1,283	67.9	D
221	Utilities	19	g	28	1,283	67.9	D
2211	Electric power generation, transmission, and distribution	11	f	17	f	64.7	D
22112	Electric power transmission, control, and distribution	11	f	12	f	91.7	D
2212	Natural gas distribution	4	e	5	512	80.0	D
22121	Natural gas distribution	4	e	5	512	80.0	D
23	Construction	2	c	3,587	21,658	0.1	D
31-33	Manufacturing	24	3,808	1,825	52,032	1.3	7.3
42	Wholesale trade	49	2,454	1,479	21,502	3.3	11.4
423	Durable goods merchant wholesalers	36	2,243	907	15,272	4.0	14.7
4234	Professional and commercial equipment and supplies merchant wholesalers	11	1,432	134	i	8.2	D
42343	Computers and peripheral equipment and software merchant wholesalers	4	g	38	g	10.5	D
42345	Medical, dental, and hospital equipment and supplies merchant wholesalers	1	e	26	f	3.8	D
4239	Miscellaneous durable goods merchant wholesalers	2	e	201	3,854	1.0	D
42394	Jewelry, watch, precious stone, and precious metal merchant wholesalers	2	e	96	2,166	2.1	D
44-45	Retail trade	143	5,038	4,080	50,865	3.5	9.9
445	Food and beverage stores	26	h	663	11,571	3.9	D
4451	Grocery stores	25	h	352	9,659	7.1	D
44511	Supermarkets and other grocery (except convenience) stores	24	h	208	9,121	11.5	D
446	Health and personal care stores	76	988	309	5,199	24.6	19.0
4461	Health and personal care stores	76	988	309	5,199	24.6	19.0
44611	Pharmacies and drug stores	47	f	162	4,514	29.0	D
448	Clothing and clothing accessories stores	21	e	539	5,639	3.9	D

Table A2.1 Number and Employment of Foreign-Owned Establishments in Each State, by Detailed Industry—Continues

NAICS code	Industry	Foreign-owned establishments		All U.S. establishments		Foreign-owned establishments as a percentage of all U.S. establishments ²	
		Number of establishments	Number of employees	Number of establishments	Number of employees ¹	Number of establishments	Number of employees
48-49	Transportation and warehousing	16	680	703	10,686	2.3	6.4
485	Transit and ground passenger transportation	8	e	111	2,527	7.2	D
4854	School and employee bus transportation	8	e	45	1,960	17.8	D
48541	School and employee bus transportation	8	e	45	1,960	17.8	D
51	Information	21	402	394	8,059	5.3	5.0
52	Finance and insurance	151	i	1,594	31,415	9.5	D
522	Credit intermediation and related activities	141	i	797	i	17.7	D
5221	Depository credit intermediation	132	i	405	13,946	32.6	D
52211	Commercial banking	75	i	213	10,724	35.2	D
52212	Savings institutions	57	g	116	2,097	49.1	D
53	Real estate and rental and leasing	1	b	1,233	6,493	0.1	D
54	Professional, scientific, and technical services	13	1,529	3,110	22,892	0.4	6.7
541	Professional, scientific, and technical services	13	1,529	3,110	22,892	0.4	6.7
5415	Computer systems design and related services	5	g	417	6,163	1.2	D
54151	Computer systems design and related services	5	g	417	6,163	1.2	D
55	Management of companies and enterprises	9	431	175	i	5.1	D
551	Management of companies and enterprises	9	431	175	i	5.1	D
5511	Management of companies and enterprises	9	431	175	i	5.1	D
55111	Management of companies and enterprises	9	431	175	i	5.1	D
56	Administrative and support and waste management and remediation service	27	1,127	1,772	24,770	1.5	4.5
561	Administrative and support services	25	g	1,659	23,517	1.5	D
5613	Employment services	11	677	195	11,768	5.6	5.8
56132	Temporary help services	10	f	124	j	8.1	D
5616	Investigation and security services	6	363	117	2,263	5.1	16.0
56161	Investigation, guard, and armored car services	4	e	58	1,778	6.9	D
61	Educational services	2	a	291	1,773	0.7	D
62	Health care and social assistance	2	b	3,274	81,947	0.1	D
71	Arts, entertainment, and recreation	2	c	524	8,829	0.4	D
72	Accommodation and food services	94	2,407	2,926	44,426	3.2	5.4
722	Food services and drinking places	91	g	2,728	40,319	3.3	D
7222	Limited-service eating places	4	e	1,215	15,345	0.3	D
72221	Limited-service eating places	4	e	1,215	15,345	0.3	D
7223	Special food services	87	2,012	183	3,017	47.5	66.7
72231	Food service contractors	87	2,012	116	2,338	75.0	86.1
81	Other services (except public administration)	9	b	2,382	14,379	0.4	D
South Carolina							
21	All industries	1,961	111,792	101,626	1,554,834	1.9	7.2
21	Mining	14	242	80	1,176	17.5	20.6
22	Utilities	6	a	323	12,139	1.9	D
23	Construction	24	983	12,118	108,199	0.2	0.9
237	Heavy and civil engineering construction	12	747	853	20,699	1.4	3.6
2373	Highway, street, and bridge construction	11	f	169	6,225	6.5	D
23731	Highway, street, and bridge construction	11	f	169	6,225	6.5	D
31-33	Manufacturing	351	60,503	4,342	242,286	8.1	25.0
42	Wholesale trade	250	6,269	5,034	68,229	5.0	9.2
423	Durable goods merchant wholesalers	195	5,420	3,170	42,277	6.2	12.8
4231	Motor vehicle and parts and supplies merchant wholesalers	19	456	374	4,397	5.1	10.4
42313	Tire and tube merchant wholesalers	7	e	33	596	21.2	D
4232	Furniture and home furnishing merchant wholesalers	4	351	163	2,479	2.5	14.2
42322	Home furnishing merchant wholesalers	3	e	93	g	3.2	D
4233	Lumber and other construction material merchant wholesalers	18	404	296	4,483	6.1	9.0
4234	Professional and commercial equipment and supplies merchant wholesalers	19	743	349	6,924	5.4	10.7
42343	Computers and peripheral equipment and software merchant wholesalers	4	e	103	2,697	3.9	D
4235	Metal and mineral (except petrol) merchant wholesalers	11	265	151	g	7.3	D
42351	Metal service centers and other metal merchant wholesalers	11	265	147	g	7.5	D
4236	Electrical goods merchant wholesalers	30	946	324	4,782	9.3	19.8
42361	Electrical apparatus and equipment and wiring supplies merchant wholesalers	24	887	200	3,134	12.0	28.3
4237	Hardware, plumbing, and heating equipment and supplies merchant wholesalers	35	f	288	3,457	12.2	D
42371	Hardware merchant wholesalers	5	f	70	1,190	7.1	D
42372	Plumbing and heating equipment and supplies merchant wholesalers	27	e	92	1,170	29.3	D
4238	Machinery, equipment, and supplies merchant wholesalers	54	1,190	895	9,930	6.0	12.0
42383	Industrial machinery and equipment merchant wholesalers	33	746	484	4,682	6.8	15.9
424	Nondurable goods merchant wholesalers	55	849	1,411	23,270	3.9	3.6
4249	Miscellaneous nondurable goods merchant wholesalers	19	268	342	3,433	5.6	7.8
44-45	Retail trade	627	12,496	18,886	231,685	3.3	5.4
441	Motor vehicle and parts dealers	55	f	2,333	28,786	2.4	D
4413	Automotive parts, accessories, and tire stores	55	f	1,060	8,137	5.2	D
44132	Tire dealers	55	f	393	2,935	14.0	D
444	Building material and garden equipment and supplies dealers	33	518	1,517	21,565	2.2	2.4
4441	Building material and supplies dealers	33	518	1,148	19,163	2.9	2.7
44419	Other building material dealers	23	e	602	6,017	3.8	D
445	Food and beverage stores	156	i	1,828	41,184	8.5	D
4451	Grocery stores	155	i	1,199	38,800	12.9	D
44511	Supermarkets and other grocery (except convenience) stores	155	i	872	37,630	17.8	D
446	Health and personal care stores	204	2,942	1,369	15,337	14.9	19.2
4461	Health and personal care stores	204	2,942	1,369	15,337	14.9	19.2
44611	Pharmacies and drug stores	107	g	700	11,923	15.3	D
44613	Optical goods stores	61	e	164	898	37.2	D
447	Gasoline stations	64	f	2,627	18,347	2.4	D
4471	Gasoline stations	64	f	2,627	18,347	2.4	D
44711	Gasoline stations with convenience stores	62	e	2,369	15,666	2.6	D
448	Clothing and clothing accessories stores	98	1,023	2,767	26,215	3.5	3.9
4481	Clothing stores	30	420	1,841	20,370	1.6	2.1
44812	Women's clothing stores	20	e	584	4,715	3.4	D
4482	Shoe stores	38	359	477	3,475	8.0	10.3
44821	Shoe stores	38	359	477	3,475	8.0	10.3

Table A2.1 Number and Employment of Foreign-Owned Establishments in Each State, by Detailed Industry—Continues

NAICS code	Industry	Foreign-owned establishments		All U.S. establishments		Foreign-owned establishments as a percentage of all U.S. establishments ²	
		Number of establishments	Number of employees	Number of establishments	Number of employees ¹	Number of establishments	Number of employees
48-49	Transportation and warehousing	104	4,263	2,759	56,053	3.8	7.6
484	Truck transportation	11	692	1,543	21,268	0.7	3.3
4842	Specialized freight trucking	2	f	610	7,436	0.3	D
48423	Specialized freight (except used goods) trucking, long-distance	2	f	148	2,763	1.4	D
485	Transit and ground passenger transportation.....	6	f	133	1,570	4.5	D
4851	Urban transit systems	4	e	4	406	100.0	D
48511	Urban transit systems	4	e	4	406	100.0	D
488	Support activities for transportation	40	1,218	547	9,880	7.3	12.3
4883	Support activities for water transportation	1	e	36	1,676	2.8	D
48832	Marine cargo handling	1	e	14	1,328	7.1	D
4885	Freight transportation arrangement	36	f	256	3,057	14.1	D
48851	Freight transportation arrangement	36	f	256	3,057	14.1	D
493	Warehousing and storage	31	1,576	248	14,471	12.5	10.9
4931	Warehousing and storage	31	1,576	248	14,471	12.5	10.9
49311	General warehousing and storage.....	26	g	192	12,310	13.5	D
51	Information	55	h	1,410	33,052	3.9	D
511	Publishing industries (except Internet)	4	e	280	8,239	1.4	D
5111	Newspaper, periodical, book, and directory publishers.....	3	e	232	5,984	1.3	D
517	Telecommunications.....	50	h	659	16,878	7.6	D
5172	Wireless telecommunications carriers (except satellite).....	48	h	204	5,740	23.5	D
51721	Wireless telecommunications carriers (except satellite).....	48	h	204	5,740	23.5	D
52	Finance and insurance.....	87	1,690	7,549	66,489	1.2	2.5
522	Credit intermediation and related activities	38	296	4,501	36,539	0.8	0.8
524	Insurance carriers and related activities	37	1,146	2,285	26,940	1.6	4.3
5241	Insurance carriers	28	1,083	360	17,080	7.8	6.3
52411	Direct life, health, and medical insurance carriers	25	f	167	14,367	15.0	D
52412	Other direct insurance carriers.....	3	e	190	2,673	1.6	D
53	Real estate and rental and leasing	19	e	5,473	30,417	0.3	D
532	Rental and leasing services.....	17	e	1,087	9,205	1.6	D
5324	Commercial and industrial machinery and equipment rental and leasing	17	e	166	1,485	10.2	D
53249	Other commercial/industrial machinery and equipment rental and leasing	17	e	91	f	18.7	D
54	Professional, scientific, and technical services.....	35	2,598	9,518	74,923	0.4	3.5
541	Professional, scientific, and technical services.....	35	2,598	9,518	74,923	0.4	3.5
5413	Architectural, engineering, and related services.....	13	746	1,557	18,083	0.8	4.1
54133	Engineering services	11	f	754	13,231	1.5	D
5415	Computer systems design and related services.....	9	280	868	5,925	1.0	4.7
54151	Computer systems design and related services.....	9	280	868	5,925	1.0	4.7
5416	Management, scientific, and technical consulting services.....	7	e	1,290	8,366	0.5	D
54161	Management consulting services	4	e	1,056	7,077	0.4	D
5417	Scientific research and development services.....	4	g	127	2,742	3.1	D
54171	Research and development in the physical, engineering, and life sciences	4	g	116	2,695	3.4	D
55	Management of companies and enterprises.....	43	h	572	22,353	7.5	D
551	Management of companies and enterprises.....	43	h	572	22,353	7.5	D
5511	Management of companies and enterprises.....	43	h	572	22,353	7.5	D
55111	Management of companies and enterprises.....	43	h	572	22,353	7.5	D
56	Administrative and support and waste management and remediation service	80	8,170	5,660	150,119	1.4	5.4
561	Administrative and support services	77	i	5,337	138,265	1.4	D
5613	Employment services.....	30	4,157	721	74,179	4.2	5.6
56132	Temporary help services.....	30	4,157	466	50,404	6.4	8.2
5614	Business support services.....	7	991	412	9,241	1.7	10.7
56142	Telephone call centers	3	f	56	5,539	5.4	D
5616	Investigation and security services	22	2,225	307	10,198	7.2	21.8
56161	Investigation, guard, and armored car services.....	18	g	154	8,888	11.7	D
5617	Services to buildings and dwellings	2	e	3,100	34,047	0.1	D
56172	Janitorial services	2	e	844	18,581	0.2	D
61	Educational services.....	6	a	685	3,779	0.9	D
62	Health care and social assistance	41	936	9,291	200,216	0.4	0.5
621	Ambulatory health care services.....	34	f	6,402	68,250	0.5	D
6214	Outpatient care centers.....	28	f	385	5,681	7.3	D
62149	Other outpatient care centers	28	f	319	4,968	8.8	D
6216	Home health care services	4	e	237	10,025	1.7	D
62161	Home health care services	4	e	237	10,025	1.7	D
71	Arts, entertainment, and recreation	2	c	1,547	25,300	0.1	D
72	Accommodation and food services	171	4,124	9,291	182,899	1.8	2.3
721	Accommodation	10	f	1,162	26,627	0.9	D
7211	Traveler accommodation	10	f	1,078	25,623	0.9	D
72111	Hotels (except casino hotels) and motels	10	f	1,027	25,305	1.0	D
722	Food services and drinking places.....	161	h	8,129	156,272	2.0	D
7223	Special food services.....	159	h	429	7,227	37.1	D
72231	Food service contractors.....	159	h	284	6,173	56.0	D
81	Other services (except public administration)	46	550	7,088	45,520	0.6	1.2
811	Repair and maintenance.....	37	298	3,244	18,456	1.1	1.6
812	Personal and laundry services	9	252	2,598	16,777	0.3	1.5

Table A2.1 Number and Employment of Foreign-Owned Establishments in Each State, by Detailed Industry—Continues

NAICS code	Industry	Foreign-owned establishments		All U.S. establishments		Foreign-owned establishments as a percentage of all U.S. establishments ²	
		Number of establishments	Number of employees	Number of establishments	Number of employees ¹	Number of establishments	Number of employees
South Dakota							
	All industries	194	6,861	24,509	315,960	0.8	2.2
21	Mining	4	b	63	1,529	6.3	D
23	Construction	4	76	3,128	20,601	0.1	0.4
31-33	Manufacturing	32	3,035	1,063	41,455	3.0	7.3
42	Wholesale trade	31	303	1,425	15,655	2.2	1.9
44-45	Retail trade	24	188	4,172	50,842	0.6	0.4
48-49	Transportation and warehousing	5	96	1,102	9,168	0.5	1.0
51	Information	7	b	437	7,296	1.6	D
52	Finance and insurance	40	1,810	1,916	29,806	2.1	6.1
522	Credit intermediation and related activities	8	f	809	22,108	1.0	D
5222	Nondepository credit intermediation	7	f	162	12,182	4.3	D
52221	Credit card issuing	1	f	28	7,508	3.6	D
524	Insurance carriers and related activities	26	837	843	6,990	3.1	12.0
5241	Insurance carriers	10	f	114	4,294	8.8	D
52412	Other direct insurance carriers	6	f	67	1,970	9.0	D
53	Real estate and rental and leasing	1	a	888	3,844	0.1	D
54	Professional, scientific, and technical services	6	145	1,750	10,197	0.3	1.4
55	Management of companies and enterprises	5	106	144	h	3.5	D
56	Administrative and support and waste management and remediation service	6	c	1,018	11,504	0.6	D
61	Educational services	1	a	109	535	0.9	D
62	Health care and social assistance	10	e	2,241	56,480	0.4	D
622	Hospitals	3	e	64	23,486	4.7	D
6223	Specialty (except psychiatric and substance abuse) hospitals	3	e	9	1,397	33.3	D
62231	Specialty (except psychiatric and substance abuse) hospitals	3	e	9	1,397	33.3	D
71	Arts, entertainment, and recreation	1	a	661	6,436	0.2	D
72	Accommodation and food services	10	211	2,426	36,710	0.4	0.6
81	Other services (except public administration)	7	b	1,815	8,518	0.4	D
Tennessee							
	All industries	2,513	128,349	129,895	2,343,720	1.9	5.5
21	Mining	21	772	213	4,602	9.9	16.8
212	Mining, except oil and gas	20	f	168	3,641	11.9	D
2122	Metal ore mining	3	e	4	f	75.0	D
21223	Copper, nickel, lead, and zinc mining	3	e	4	f	75.0	D
2123	Nonmetallic mineral mining and quarrying	17	e	147	2,417	11.6	D
21231	Stone mining and quarrying	14	283	117	1,862	12.0	15.2
22	Utilities	10	103	150	3,249	6.7	3.2
23	Construction	41	4,244	10,907	124,488	0.4	3.4
236	Construction of buildings	6	493	2,959	25,861	0.2	1.9
2361	Residential building construction	3	e	2,295	11,551	0.1	D
23611	Residential building construction	3	e	2,295	11,551	0.1	D
237	Heavy and civil engineering construction	18	2,955	620	17,802	2.9	16.6
2371	Utility system construction	1	g	299	8,418	0.3	D
23713	Power and communication system construction	1	g	76	4,979	1.3	D
2373	Highway, street, and bridge construction	17	g	158	7,078	10.8	D
23731	Highway, street, and bridge construction	17	g	158	7,078	10.8	D
238	Specialty trade contractors	17	796	7,328	80,825	0.2	1.0
2382	Building equipment contractors	13	692	2,996	40,296	0.4	1.7
23822	Plumbing and HVAC contractors	2	e	1,735	18,970	0.1	D
23829	Other building equipment contractors	10	383	128	3,108	7.8	12.3
31-33	Manufacturing	263	62,934	6,767	369,398	3.9	17.0
42	Wholesale trade	361	9,479	7,413	123,575	4.9	7.7
423	Durable goods merchant wholesalers	275	7,501	4,741	71,767	5.8	10.5
4231	Motor vehicle and parts and supplies merchant wholesalers	45	863	596	10,298	7.6	8.4
42312	Motor vehicle supplies and new parts merchant wholesalers	22	363	343	5,931	6.4	6.1
42313	Tire and tube merchant wholesalers	18	296	62	970	29.0	30.5
4233	Lumber and other construction material merchant wholesalers	41	781	438	6,141	9.4	12.7
42339	Other construction material merchant wholesalers	15	512	85	1,231	17.6	41.6
4234	Professional and commercial equipment and supplies merchant wholesalers	38	1,326	611	11,666	6.2	11.4
42342	Office equipment merchant wholesalers	18	330	128	2,343	14.1	14.1
42343	Computers and peripheral equipment and software merchant wholesalers	9	613	148	3,355	6.1	18.3
4235	Metal and mineral (except petrol) merchant wholesalers	19	607	215	4,094	8.8	14.8
42351	Metal service centers and other metal merchant wholesalers	18	f	203	4,036	8.9	D
4236	Electrical goods merchant wholesalers	49	1,820	511	8,475	9.6	21.5
42361	Electrical apparatus and equipment and wiring supplies merchant wholesalers	38	1,752	284	5,050	13.4	34.7
4237	Hardware, plumbing, and heating equipment and supplies merchant wholesalers	30	651	429	6,052	7.0	10.8
42371	Hardware merchant wholesalers	8	e	128	2,184	6.3	D
42372	Plumbing and heating equipment and supplies merchant wholesalers	21	e	105	g	20.0	D
4238	Machinery, equipment, and supplies merchant wholesalers	42	1,095	1,226	15,006	3.4	7.3
42381	Construction and mining machinery and equipment merchant wholesalers	7	419	117	2,547	6.0	16.5
42383	Industrial machinery and equipment merchant wholesalers	17	365	630	6,901	2.7	5.3
4239	Miscellaneous durable goods merchant wholesalers	8	e	514	7,260	1.6	D
42399	Other miscellaneous durable goods merchant wholesalers	4	294	187	3,306	2.1	8.9
424	Nondurable goods merchant wholesalers	81	1,937	2,011	45,906	4.0	4.2
4242	Drugs and druggists' sundries merchant wholesalers	4	e	135	7,255	3.0	D
42421	Drugs and druggists' sundries merchant wholesalers	4	e	135	7,255	3.0	D
4244	Grocery and related products merchant wholesalers	10	308	426	13,107	2.3	2.3
42449	Other grocery and related products merchant wholesalers	8	e	205	i	3.9	D
4246	Chemicals and allied products merchant wholesalers	23	333	258	2,892	8.9	11.5
42469	Other chemicals and allied products merchant wholesalers	21	e	205	2,356	10.2	D
4249	Miscellaneous nondurable goods merchant wholesalers	27	579	479	8,911	5.6	6.5
42491	Farm supplies merchant wholesalers	18	299	114	1,342	15.8	22.3
42492	Book, periodical, and newspaper merchant wholesalers	7	e	70	3,041	10.0	D

Table A2.1 Number and Employment of Foreign-Owned Establishments in Each State, by Detailed Industry—Continues

NAICS code	Industry	Foreign-owned establishments		All U.S. establishments		Foreign-owned establishments as a percentage of all U.S. establishments ²	
		Number of establishments	Number of employees	Number of establishments	Number of employees ¹	Number of establishments	Number of employees
44-45	Retail trade.....	856	9,860	24,234	320,739	3.5	3.1
441	Motor vehicle and parts dealers.....	65	741	3,050	42,090	2.1	1.8
4413	Automotive parts, accessories, and tire stores.....	64	f	1,485	12,002	4.3	D
44132	Tire dealers.....	62	f	478	3,765	13.0	D
444	Building material and garden equipment and supplies dealers.....	43	442	2,076	30,644	2.1	1.4
4441	Building material and supplies dealers.....	43	442	1,572	25,711	2.7	1.7
44419	Other building material dealers.....	28	e	865	9,428	3.2	D
445	Food and beverage stores.....	86	g	2,349	48,065	3.7	D
4451	Grocery stores.....	86	g	1,576	44,489	5.5	D
44511	Supermarkets and other grocery (except convenience) stores.....	86	g	1,220	43,160	7.0	D
446	Health and personal care stores.....	194	1,877	1,925	24,166	10.1	7.8
4461	Health and personal care stores.....	194	1,877	1,925	24,166	10.1	7.8
44611	Pharmacies and drug stores.....	49	f	1,049	19,334	4.7	D
44613	Optical goods stores.....	87	f	203	1,205	42.9	D
447	Gasoline stations.....	326	g	3,483	22,373	9.4	D
4471	Gasoline stations.....	326	g	3,483	22,373	9.4	D
44711	Gasoline stations with convenience stores.....	316	g	3,172	19,175	10.0	D
448	Clothing and clothing accessories stores.....	113	1,318	3,120	31,283	3.6	4.2
4481	Clothing stores.....	28	e	2,000	23,784	1.4	D
44812	Women's clothing stores.....	20	e	684	5,666	2.9	D
4482	Shoe stores.....	45	425	618	4,621	7.3	9.2
44821	Shoe stores.....	45	425	618	4,621	7.3	9.2
4483	Jewelry, luggage, and leather goods stores.....	40	e	502	2,878	8.0	D
44831	Jewelry stores.....	36	e	481	2,755	7.5	D
454	Nonstore retailers.....	7	e	1,033	13,183	0.7	D
4541	Electronic shopping and mail-order houses.....	1	e	342	8,294	0.3	D
45411	Electronic shopping and mail-order houses.....	1	e	342	8,294	0.3	D
48-49	Transportation and warehousing.....	141	6,469	4,218	132,044	3.3	4.9
484	Truck transportation.....	14	366	2,353	55,813	0.6	0.7
485	Transit and ground passenger transportation.....	5	f	317	5,128	1.6	D
4851	Urban transit systems.....	1	f	18	1,363	5.6	D
48511	Urban transit systems.....	1	f	18	1,363	5.6	D
488	Support activities for transportation.....	52	1,728	746	13,666	7.0	12.6
4881	Support activities for air transportation.....	10	778	93	2,499	10.8	31.1
48819	Other support activities for air transportation.....	5	f	61	1,217	8.2	D
4885	Freight transportation arrangement.....	38	f	397	6,977	9.6	D
48851	Freight transportation arrangement.....	38	f	397	6,977	9.6	D
493	Warehousing and storage.....	47	3,520	404	22,865	11.6	15.4
4931	Warehousing and storage.....	47	3,520	404	22,865	11.6	15.4
49311	General warehousing and storage.....	36	2,403	314	17,288	11.5	13.9
49319	Other warehousing and storage.....	3	f	52	4,529	5.8	D
51	Information.....	115	4,111	2,491	50,778	4.6	8.1
511	Publishing industries (except Internet).....	13	e	469	13,093	2.8	D
517	Telecommunications.....	94	h	905	21,126	10.4	D
5172	Wireless telecommunications carriers (except satellite).....	89	h	267	8,483	33.3	D
51721	Wireless telecommunications carriers (except satellite).....	89	h	267	8,483	33.3	D
52	Finance and insurance.....	118	2,057	10,242	116,358	1.2	1.8
522	Credit intermediation and related activities.....	44	412	5,547	64,059	0.8	0.6
5222	Nondepository credit intermediation.....	40	e	1,585	16,170	2.5	D
52229	Other nondepository credit intermediation.....	39	268	1,447	j	2.7	D
523	Securities intermediation and related activities.....	18	783	1,198	7,254	1.5	10.8
5231	Securities and commodity contracts intermediation and brokerage.....	17	f	662	4,647	2.6	D
52312	Securities brokerage.....	16	f	600	4,166	2.7	D
524	Insurance carriers and related activities.....	56	862	3,495	44,791	1.6	1.9
5241	Insurance carriers.....	41	e	652	27,535	6.3	D
52411	Direct life, health, and medical insurance carriers.....	29	290	288	14,832	10.1	2.0
5242	Agencies, brokerages, and other insurance-related activities.....	15	e	2,843	17,256	0.5	D
52421	Insurance agencies and brokerages.....	14	e	2,627	j	0.5	D
53	Real estate and rental and leasing.....	27	278	6,087	37,737	0.4	0.7
54	Professional, scientific, and technical services.....	33	2,244	11,339	100,859	0.3	2.2
541	Professional, scientific, and technical services.....	33	2,244	11,339	100,859	0.3	2.2
5413	Architectural, engineering, and related services.....	16	1,695	1,696	19,552	0.9	8.7
54133	Engineering services.....	14	g	824	12,939	1.7	D
5415	Computer systems design and related services.....	3	275	1,019	10,974	0.3	2.5
54151	Computer systems design and related services.....	3	275	1,019	10,974	0.3	2.5
55	Management of companies and enterprises.....	64	6,096	1,398	73,528	4.6	8.3
551	Management of companies and enterprises.....	64	6,096	1,398	73,528	4.6	8.3
5511	Management of companies and enterprises.....	64	6,096	1,398	73,528	4.6	8.3
55111	Management of companies and enterprises.....	64	6,096	1,398	73,528	4.6	8.3
56	Administrative and support and waste management and remediation service.....	139	12,693	6,582	207,260	2.1	6.1
561	Administrative and support services.....	138	j	6,194	198,934	2.2	D
5612	Facilities support services.....	4	f	117	11,517	3.4	D
56121	Facilities support services.....	4	f	117	11,517	3.4	D
5613	Employment services.....	47	h	991	95,769	4.7	D
56132	Temporary help services.....	45	h	751	75,525	6.0	D
5614	Business support services.....	5	g	647	21,062	0.8	D
56141	Document preparation services.....	1	e	78	2,028	1.3	D
56142	Telephone call centers.....	2	g	79	8,380	2.5	D
5616	Investigation and security services.....	36	4,470	492	19,982	7.3	22.4
56161	Investigation, guard, and armored car services.....	30	h	291	17,736	10.3	D
56162	Security systems services.....	6	e	201	2,246	3.0	D
5617	Services to buildings and dwellings.....	12	1,017	2,956	34,690	0.4	2.9
56172	Janitorial services.....	8	f	976	20,065	0.8	D

Table A2.1 Number and Employment of Foreign-Owned Establishments in Each State, by Detailed Industry—Continues

NAICS code	Industry	Foreign-owned establishments		All U.S. establishments		Foreign-owned establishments as a percentage of all U.S. establishments ²	
		Number of establishments	Number of employees	Number of establishments	Number of employees ¹	Number of establishments	Number of employees
61	Educational services.....	11	b	807	7,124	1.4	D
62	Health care and social assistance	47	962	14,267	337,741	0.3	0.3
621	Ambulatory health care services.....	37	f	10,053	115,980	0.4	D
6214	Outpatient care centers	23	e	715	14,244	3.2	D
62149	Other outpatient care centers	23	e	472	9,112	4.9	D
6219	Other ambulatory health care services.....	8	268	185	6,401	4.3	4.2
62199	All other ambulatory health care services.....	8	268	116	3,596	6.9	7.5
71	Arts, entertainment, and recreation	5	b	2,377	32,436	0.2	D
72	Accommodation and food services.....	217	5,175	11,592	239,379	1.9	2.2
721	Accommodation	12	e	1,541	28,866	0.8	D
7211	Traveler accommodation	12	e	1,378	28,101	0.9	D
72111	Hotels (except casino hotels) and motels	12	e	1,269	27,340	0.9	D
722	Food services and drinking places	205	h	10,051	210,513	2.0	D
7223	Special food services.....	200	4,696	534	9,014	37.5	52.1
72231	Food service contractors	200	4,696	340	7,777	58.8	60.4
81	Other services (except public administration).....	44	800	8,811	62,425	0.5	1.3
811	Repair and maintenance.....	39	454	3,752	23,758	1.0	1.9
812	Personal and laundry services.....	5	346	3,401	26,667	0.1	1.3
8129	Other personal services.....	1	e	631	5,428	0.2	D
81292	Photofinishing	1	e	29	1,352	3.4	D
Texas							
21	All industries	9,397	427,443	497,389	8,748,264	1.9	4.9
211	Mining	173	36,783	5,919	221,637	2.9	16.6
2111	Oil and gas extraction	53	10,165	2,429	63,372	2.2	16.0
21111	Oil and gas extraction	53	10,165	2,429	63,372	2.2	16.0
212	Mining, except oil and gas	44	1,058	363	9,627	12.1	11.0
2123	Nonmetallic mineral mining and quarrying.....	43	1,055	336	6,199	12.8	17.0
21231	Stone mining and quarrying.....	19	716	138	3,058	13.8	23.4
21232	Sand, gravel, clay, and refractory mining	24	339	181	2,869	13.3	11.8
213	Support activities for mining.....	76	25,560	3,127	148,638	2.4	17.2
2131	Support activities for mining.....	76	25,560	3,127	148,638	2.4	17.2
21311	Support activities for mining.....	76	25,560	3,127	148,638	2.4	17.2
22	Utilities	38	2,107	1,860	46,175	2.0	4.6
221	Utilities	38	2,107	1,860	46,175	2.0	4.6
2211	Electric power generation, transmission, and distribution.....	15	g	888	35,311	1.7	D
22111	Electric power generation	10	f	159	8,413	6.3	D
22112	Electric power transmission, control, and distribution.....	5	985	729	26,898	0.7	3.7
2213	Water, sewage, and other systems	22	e	672	3,825	3.3	D
23	Construction.....	128	14,594	37,200	596,499	0.3	2.4
236	Construction of buildings.....	19	3,760	9,964	106,407	0.2	3.5
2361	Residential building construction	12	1,152	7,079	47,966	0.2	2.4
23611	Residential building construction	12	1,152	7,079	47,966	0.2	2.4
2362	Nonresidential building construction	7	2,608	2,885	58,442	0.2	4.5
23622	Commercial building construction	7	2,608	2,746	52,145	0.3	5.0
237	Heavy and civil engineering construction	29	5,729	3,155	154,516	0.9	3.7
2371	Utility system construction	10	3,176	1,829	107,201	0.5	3.0
23712	Oil and gas pipeline construction.....	8	g	444	55,654	1.8	D
23713	Power and communication system construction.....	2	g	495	31,826	0.4	D
2373	Highway, street, and bridge construction	17	g	636	34,320	2.7	D
23731	Highway, street, and bridge construction	17	g	636	34,320	2.7	D
2379	Other heavy construction	2	f	263	8,359	0.8	D
23799	Other heavy construction.....	2	f	263	8,359	0.8	D
238	Specialty trade contractors	80	5,105	24,082	335,576	0.3	1.5
2381	Building foundation and exterior contractors.....	24	449	4,746	71,834	0.5	0.6
23815	Glass and glazing contractors	19	e	332	4,308	5.7	D
2382	Building equipment contractors.....	48	4,119	10,442	150,347	0.5	2.7
23821	Electrical contractors	11	579	3,899	62,375	0.3	0.9
23822	Plumbing and HVAC contractors.....	11	1,586	6,048	72,884	0.2	2.2
23829	Other building equipment contractors.....	26	1,954	495	15,089	5.3	12.9
2389	Other specialty trade contractors	6	e	4,272	57,980	0.1	D
23899	All other specialty trade contractors.....	3	e	1,743	24,101	0.2	D
31-33	Manufacturing	748	96,470	21,145	884,879	3.5	10.9
42	Wholesale trade	1,303	49,445	31,898	495,225	4.1	10.0
423	Durable goods merchant wholesalers.....	959	36,399	20,050	312,111	4.8	11.7
4231	Motor vehicle and parts and supplies merchant wholesalers	99	2,201	1,921	26,671	5.2	8.3
42311	Automobile and other motor vehicle merchant wholesalers	15	571	559	10,694	2.7	5.3
42312	Motor vehicle supplies and new parts merchant wholesalers.....	49	1,052	1,000	12,427	4.9	8.5
42313	Tire and tube merchant wholesalers.....	35	578	193	2,255	18.1	25.6
4232	Furniture and home furnishing merchant wholesalers.....	27	764	985	13,607	2.7	5.6
42322	Home furnishing merchant wholesalers.....	22	f	509	7,461	4.3	D
4233	Lumber and other construction material merchant wholesalers	81	2,231	1,465	25,639	5.5	8.7
42331	Lumber, plywood, and wood panel merchant wholesalers	16	f	542	12,874	3.0	D
42332	Brick, stone, and construction material merchant wholesalers.....	39	907	407	4,889	9.6	18.6
42333	Roofing, siding, and insulation material merchant wholesalers	7	e	229	3,422	3.1	D
42339	Other construction material merchant wholesalers	19	423	287	4,454	6.6	9.5
4234	Professional and commercial equipment and supplies merchant wholesalers.....	121	4,572	2,453	60,700	4.9	7.5
42342	Office equipment merchant wholesalers.....	66	1,691	488	8,567	13.5	19.7
42343	Computers and peripheral equipment and software merchant wholesalers	31	1,826	809	35,364	3.8	5.2
4235	Metal and mineral (except petrol) merchant wholesalers	75	1,874	1,099	15,600	6.8	12.0
42351	Metal service centers and other metal merchant wholesalers.....	69	g	1,074	15,382	6.4	D

Table A2.1 Number and Employment of Foreign-Owned Establishments in Each State, by Detailed Industry—Continues

NAICS code	Industry	Foreign-owned establishments		All U.S. establishments		Foreign-owned establishments as a percentage of all U.S. establishments ²	
		Number of establishments	Number of employees	Number of establishments	Number of employees ¹	Number of establishments	Number of employees
4236	Electrical goods merchant wholesalers.....	197	15,887	2,424	48,277	8.1	32.9
42361	Electrical apparatus and equipment and wiring supplies merchant wholesalers	81	2,171	1,120	15,014	7.2	14.5
42369	Other electronic parts and equipment merchant wholesalers.....	97	13,528	1,096	30,871	8.9	43.8
4237	Hardware, plumbing, and heating equipment and supplies merchant wholesalers	150	2,092	1,585	19,660	9.5	10.6
42371	Hardware merchant wholesalers.....	53	506	547	6,776	9.7	7.5
42372	Plumbing and heating equipment and supplies merchant wholesalers.....	81	g	415	4,977	19.5	D
42374	Refrigeration equipment and supplies merchant wholesalers.....	7	e	118	1,135	5.9	D
4238	Machinery, equipment, and supplies merchant wholesalers.....	189	5,758	6,028	77,842	3.1	7.4
42383	Industrial machinery and equipment merchant wholesalers.....	120	2,988	3,508	42,092	3.4	7.1
42384	Industrial supplies merchant wholesalers.....	42	770	882	9,724	4.8	7.9
42386	Transportation equipment and supplies (except motor vehicle) merchant wholesalers.....	10	1,754	243	6,675	4.1	26.3
4239	Miscellaneous durable goods merchant wholesalers.....	20	1,020	2,090	24,115	1.0	4.2
42393	Recyclable material merchant wholesalers.....	9	259	516	9,121	1.7	2.8
42399	Other miscellaneous durable goods merchant wholesalers.....	6	f	694	i	0.9	D
424	Nondurable goods merchant wholesalers.....	328	12,876	8,812	156,762	3.7	8.2
4241	Paper and paper product merchant wholesalers.....	19	776	789	10,758	2.4	7.2
42412	Stationery and office supplies merchant wholesalers.....	9	e	413	5,446	2.2	D
42413	Industrial and personal service paper merchant wholesalers.....	10	e	280	4,029	3.6	D
4242	Drugs and druggists' sundries merchant wholesalers.....	12	3,940	536	15,467	2.2	25.5
42421	Drugs and druggists' sundries merchant wholesalers.....	12	3,940	536	15,467	2.2	25.5
4244	Grocery and related products merchant wholesalers.....	58	1,895	1,930	50,179	3.0	3.8
42443	Dairy product (except dried/canned) merchant wholesalers.....	8	304	120	2,858	6.7	10.6
42449	Other grocery and related products merchant wholesalers.....	40	1,371	743	j	5.4	D
4246	Chemicals and allied products merchant wholesalers.....	134	2,870	1,325	15,262	10.1	18.8
42461	Plastics materials and basic forms merchant wholesalers.....	14	258	283	3,551	4.9	7.3
42469	Other chemicals and allied products merchant wholesalers.....	120	2,612	1,042	11,711	11.5	22.3
4247	Petroleum and petroleum products merchant wholesalers.....	36	2,482	851	15,838	4.2	15.7
42471	Petroleum bulk stations and terminals.....	20	1,046	467	10,390	4.3	10.1
42472	Petrol and petrol product merchant wholesalers (except bulk).....	16	1,436	384	5,448	4.2	26.4
4249	Miscellaneous nondurable goods merchant wholesalers.....	55	744	2,000	19,980	2.8	3.7
42491	Farm supplies merchant wholesalers.....	43	602	534	4,553	8.1	13.2
44-45	Retail trade.....	2,181	22,948	78,795	1,138,440	2.8	2.0
441	Motor vehicle and parts dealers.....	287	3,081	9,827	156,304	2.9	2.0
4413	Automotive parts, accessories, and tire stores.....	283	h	4,907	40,708	5.8	D
44132	Tire dealers.....	283	h	1,668	14,158	17.0	D
442	Furniture and home furnishings stores.....	42	1,975	4,379	40,638	1.0	4.9
4421	Furniture stores.....	7	f	2,095	20,744	0.3	D
44211	Furniture stores.....	7	f	2,095	20,744	0.3	D
4422	Home furnishings stores.....	35	f	2,284	19,894	1.5	D
44229	Other home furnishings stores.....	31	939	1,462	15,191	2.1	6.2
443	Electronics and appliance stores.....	118	f	3,780	39,390	3.1	D
4431	Electronics and appliance stores.....	118	f	3,780	39,390	3.1	D
44311	Appliance, television, and other electronics stores.....	118	f	2,903	30,040	4.1	D
444	Building material and garden equipment and supplies dealers.....	174	2,125	5,775	90,994	3.0	2.3
4441	Building material and supplies dealers.....	174	2,125	4,320	78,645	4.0	2.7
44412	Paint and wallpaper stores.....	101	f	567	h	17.8	D
44419	Other building material dealers.....	73	g	2,324	27,397	3.1	D
445	Food and beverage stores.....	87	303	8,677	192,056	1.0	0.2
446	Health and personal care stores.....	608	3,869	6,115	66,507	9.9	5.8
4461	Health and personal care stores.....	608	3,869	6,115	66,507	9.9	5.8
44612	Cosmetics, beauty supplies, and perfume stores.....	68	g	1,149	7,163	5.9	D
44613	Optical goods stores.....	329	g	910	4,672	36.2	D
44619	Other health and personal care stores.....	211	f	1,513	7,375	13.9	D
447	Gasoline stations.....	467	3,280	10,727	70,586	4.4	4.6
4471	Gasoline stations.....	467	3,280	10,727	70,586	4.4	4.6
44711	Gasoline stations with convenience stores.....	464	h	9,488	58,361	4.9	D
448	Clothing and clothing accessories stores.....	332	4,030	11,476	125,866	2.9	3.2
4481	Clothing stores.....	114	1,774	7,494	97,551	1.5	1.8
44812	Women's clothing stores.....	65	1,000	2,657	23,797	2.4	4.2
44814	Family clothing stores.....	28	580	2,374	54,096	1.2	1.1
4482	Shoe stores.....	94	899	2,123	16,473	4.4	5.5
44821	Shoe stores.....	94	899	2,123	16,473	4.4	5.5
4483	Jewelry, luggage, and leather goods stores.....	124	1,357	1,859	11,842	6.7	11.5
44831	Jewelry stores.....	98	1,193	1,786	11,379	5.5	10.5
453	Miscellaneous store retailers.....	14	294	7,562	51,017	0.2	0.6
4532	Office supplies, stationery, and gift stores.....	14	294	2,610	19,231	0.5	1.5
45322	Gift, novelty, and souvenir stores.....	13	e	1,875	11,343	0.7	D
454	Nonstore retailers.....	23	2,852	3,369	37,532	0.7	7.6
4541	Electronic shopping and mail-order houses.....	6	g	1,229	23,816	0.5	D
45411	Electronic shopping and mail-order houses.....	6	g	1,229	23,816	0.5	D
4543	Direct selling establishments.....	12	f	1,782	10,891	0.7	D
45439	Other direct selling establishments.....	11	f	1,349	8,292	0.8	D

Table A2.1 Number and Employment of Foreign-Owned Establishments in Each State, by Detailed Industry—Continues

NAICS code	Industry	Foreign-owned establishments		All U.S. establishments		Foreign-owned establishments as a percentage of all U.S. establishments ²	
		Number of establishments	Number of employees	Number of establishments	Number of employees ¹	Number of establishments	Number of employees
48-49	Transportation and warehousing	534	21,941	16,274	373,340	3.3	5.9
483	Water transportation	14	577	112	5,172	12.5	11.2
4831	Deep sea, coastal, and Great Lakes water transportation	12	e	82	3,764	14.6	D
48311	Deep sea, coastal, and Great Lakes water transportation	12	e	82	3,764	14.6	D
4832	Inland water transportation	2	e	30	1,408	6.7	D
48321	Inland water transportation	2	e	30	1,408	6.7	D
484	Truck transportation	44	1,082	8,250	120,831	0.5	0.9
4841	General freight trucking	20	271	4,721	70,497	0.4	0.4
4842	Specialized freight trucking	24	811	3,529	50,334	0.7	1.6
48422	Specialized freight (except used goods) trucking, local	12	e	1,925	17,890	0.6	D
48423	Specialized freight (except used goods) trucking, long-distance	12	e	1,005	25,306	1.2	D
485	Transit and ground passenger transportation	31	h	616	15,699	5.0	D
4854	School and employee bus transportation	27	h	72	5,767	37.5	D
48541	School and employee bus transportation	27	h	72	5,767	37.5	D
4859	Other transit and ground passenger transportation	1	e	94	1,442	1.1	D
48599	Other transit and ground passenger transportation	1	e	94	1,442	1.1	D
486	Pipeline transportation	42	870	539	10,336	7.8	8.4
4862	Pipeline transportation of natural gas	12	310	314	7,459	3.8	4.2
48621	Pipeline transportation of natural gas	12	310	314	7,459	3.8	4.2
4869	Other pipeline transportation	19	326	133	1,297	14.3	25.1
488	Support activities for transportation	245	8,211	4,089	66,868	6.0	12.3
4881	Support activities for air transportation	32	1,721	588	16,626	5.4	10.4
48811	Airport operations	27	960	185	6,599	14.6	14.5
48819	Other support activities for air transportation	5	761	403	10,027	1.2	7.6
4883	Support activities for water transportation	16	659	252	9,678	6.3	6.8
48832	Marine cargo handling	5	e	49	5,775	10.2	D
4885	Freight transportation arrangement	184	5,662	2,351	29,837	7.8	19.0
48851	Freight transportation arrangement	184	5,662	2,351	29,837	7.8	19.0
492	Couriers and messengers	45	h	925	37,935	4.9	D
4921	Couriers	45	h	605	35,848	7.4	D
49211	Couriers	45	h	605	35,848	7.4	D
493	Warehousing and storage	112	5,068	1,178	57,515	9.5	8.8
4931	Warehousing and storage	112	5,068	1,178	57,515	9.5	8.8
49311	General warehousing and storage	81	h	865	46,667	9.4	D
49312	Refrigerated warehousing and storage	5	e	63	2,763	7.9	D
49319	Other warehousing and storage	23	717	185	7,223	12.4	9.9
51	Information	441	14,384	9,541	250,410	4.6	5.7
511	Publishing industries (except Internet)	55	4,992	1,957	62,632	2.8	8.0
5111	Newspaper, periodical, book, and directory publishers	33	3,088	1,397	37,311	2.4	8.3
51112	Periodical publishers	7	862	436	5,125	1.6	16.8
51113	Book publishers	4	f	172	2,337	2.3	D
51114	Directory and mailing list publishers	19	f	142	10,166	13.4	D
51119	Other publishers	1	g	57	1,593	1.8	D
5112	Software publishers	22	1,904	560	25,321	3.9	7.5
51121	Software publishers	22	1,904	560	25,321	3.9	7.5
515	Broadcasting (except Internet)	27	e	704	18,854	3.8	D
5151	Radio and television broadcasting	25	e	679	18,178	3.7	D
51512	Television broadcasting	25	e	178	7,986	14.0	D
517	Telecommunications	332	5,947	4,239	111,021	7.8	5.4
5172	Wireless telecommunications carriers (except satellite)	284	i	998	28,792	28.5	D
51721	Wireless telecommunications carriers (except satellite)	284	i	998	28,792	28.5	D
518	Internet service providers, Web search portals, and data processing	20	2,827	1,308	39,565	1.5	7.1
5182	Data processing, hosting, and related services	20	2,827	1,308	39,565	1.5	7.1
51821	Data processing, hosting, and related services	20	2,827	1,308	39,565	1.5	7.1
52	Finance and insurance	701	19,476	37,761	465,405	1.9	4.2
522	Credit intermediation and related activities	412	8,560	17,192	252,343	2.4	3.4
5221	Depository credit intermediation	291	4,363	8,048	147,804	3.6	3.0
52211	Commercial banking	291	4,363	6,106	115,717	4.8	3.8
5222	Nondepository credit intermediation	113	4,056	5,380	79,011	2.1	5.1
52222	Sales financing	17	3,314	589	14,479	2.9	22.9
52229	Other nondepository credit intermediation	96	742	4,723	61,242	2.0	1.2
523	Securities intermediation and related activities	113	5,345	6,586	45,525	1.7	11.7
5231	Securities and commodity contracts intermediation and brokerage	73	2,982	2,729	21,697	2.7	13.7
52312	Securities brokerage	58	2,881	2,316	17,524	2.5	16.4
5239	Other financial investment activities	40	2,363	3,857	23,828	1.0	9.9
52392	Portfolio management	27	2,073	1,336	10,707	2.0	19.4
524	Insurance carriers and related activities	176	5,571	13,979	166,255	1.3	3.4
5241	Insurance carriers	123	4,735	2,556	94,352	4.8	5.0
52411	Direct life, health, and medical insurance carriers	63	2,521	846	42,547	7.4	5.9
52412	Other direct insurance carriers	53	g	1,682	51,417	3.2	D
5242	Agencies, brokerages, and other insurance-related activities	53	836	11,423	71,903	0.5	1.2
52421	Insurance agencies and brokerages	46	733	10,454	50,897	0.4	1.4
53	Real estate and rental and leasing	244	5,613	26,593	173,745	0.9	3.2
531	Real estate	91	3,288	20,523	113,597	0.4	2.9
5311	Lessors of real estate	44	710	8,951	43,239	0.5	1.6
53112	Lessors of nonresidential buildings (except miniwarehouses)	37	592	2,487	14,031	1.5	4.2
5313	Activities related to real estate	40	g	5,784	49,113	0.7	D
53131	Real estate property managers	23	e	4,079	39,862	0.6	D
53139	Other activities related to real estate	15	g	944	6,686	1.6	D
532	Rental and leasing services	153	2,325	5,738	57,864	2.7	4.0
5324	Commercial and industrial machinery and equipment rental and leasing	122	2,070	1,655	22,433	7.4	9.2
53241	Construction/transportation/mining/forestry machinery and equipment rental and leasing	45	g	792	10,712	5.7	D
53249	Other commercial/industrial machinery and equipment rental and leasing	75	900	794	11,302	9.4	8.0

Table A2.1 Number and Employment of Foreign-Owned Establishments in Each State, by Detailed Industry—Continues

NAICS code	Industry	Foreign-owned establishments		All U.S. establishments		Foreign-owned establishments as a percentage of all U.S. establishments ²	
		Number of establishments	Number of employees	Number of establishments	Number of employees ¹	Number of establishments	Number of employees
54	Professional, scientific, and technical services	360	33,420	57,586	540,528	0.6	6.2
541	Professional, scientific, and technical services	360	33,420	57,586	540,528	0.6	6.2
5413	Architectural, engineering, and related services	147	16,666	8,808	144,800	1.7	11.5
54131	Architectural services	4	258	1,543	13,686	0.3	1.9
54133	Engineering services	81	11,462	4,684	98,532	1.7	11.6
54136	Geophysical surveying and mapping services	15	h	227	7,664	6.6	D
54137	Surveying and mapping (except geophysical) services	3	e	799	8,361	0.4	D
54138	Testing laboratories	41	1,990	618	12,552	6.6	15.9
5415	Computer systems design and related services	71	5,282	7,592	79,341	0.9	6.7
54151	Computer systems design and related services	71	5,282	7,592	79,341	0.9	6.7
5416	Management, scientific, and technical consulting services	66	5,968	9,114	61,565	0.7	9.7
54161	Management consulting services	39	i	7,072	50,810	0.6	D
54162	Environmental consulting services	12	e	584	4,111	2.1	D
5417	Scientific research and development services	23	3,286	763	31,046	3.0	10.6
54171	Research and development in the physical, engineering, and life sciences	23	3,286	709	30,626	3.2	10.7
5418	Advertising and related services	23	1,642	2,366	22,987	1.0	7.1
54181	Advertising agencies	7	485	873	9,102	0.8	5.3
54182	Public relations agencies	7	372	327	1,840	2.1	20.2
54185	Display advertising	1	e	197	1,780	0.5	D
54189	Other services related to advertising	5	e	560	5,585	0.9	D
5419	Other professional, scientific, and technical services	19	426	4,846	37,604	0.4	1.1
54191	Marketing research and public opinion polling	12	e	290	5,231	4.1	D
55	Management of companies and enterprises	358	31,857	4,171	227,395	8.6	14.0
551	Management of companies and enterprises	358	31,857	4,171	227,395	8.6	14.0
5511	Management of companies and enterprises	358	31,857	4,171	227,395	8.6	14.0
55111	Management of companies and enterprises	358	31,857	4,171	227,395	8.6	14.0
56	Administrative and support and waste management and remediation service	608	36,101	25,544	907,289	2.4	4.0
561	Administrative and support services	560	34,687	24,260	876,552	2.3	4.0
5611	Office administrative services	33	e	3,341	39,175	1.0	D
56111	Office administrative services	33	e	3,341	39,175	1.0	D
5612	Facilities support services	19	584	500	25,722	3.8	2.3
56121	Facilities support services	19	584	500	25,722	3.8	2.3
5613	Employment services	202	10,676	4,279	498,175	4.7	2.1
56132	Temporary help services	194	9,934	2,717	280,158	7.1	3.5
56133	Professional employer organizations	2	f	378	189,371	0.5	D
5614	Business support services	29	5,459	2,719	82,649	1.1	6.6
56141	Document preparation services	1	f	298	2,864	0.3	D
56142	Telephone call centers	10	3,458	428	48,298	2.3	7.2
56143	Business service centers	2	e	934	7,867	0.2	D
56145	Credit bureaus	5	f	62	1,913	8.1	D
5615	Travel arrangement and reservation services	121	3,843	1,156	26,053	10.5	14.8
56151	Travel agencies	119	g	888	i	13.4	D
56159	Other travel arrangement and reservation services	2	g	162	j	1.2	D
5616	Investigation and security services	117	9,560	1,965	57,064	6.0	16.8
56161	Investigation, guard, and armored car services	98	i	1,158	46,563	8.5	D
56162	Security systems services	19	g	807	10,501	2.4	D
5617	Services to buildings and dwellings	31	3,593	9,199	128,188	0.3	2.8
56171	Exterminating and pest control services	3	e	1,091	7,116	0.3	D
56172	Janitorial services	26	h	2,684	70,923	1.0	D
5619	Other support services	8	f	1,101	19,526	0.7	D
56199	All other support services	8	f	770	13,646	1.0	D
562	Waste management and remediation services	48	1,414	1,284	30,737	3.7	4.6
5621	Waste collection	25	f	472	11,155	5.3	D
56211	Waste collection	25	f	472	11,155	5.3	D
5622	Waste treatment and disposal	15	e	210	7,170	7.1	D
56221	Waste treatment and disposal	15	e	210	7,170	7.1	D
61	Educational services	43	1,002	3,880	31,303	1.1	3.2
611	Educational services	43	1,002	3,880	31,303	1.1	3.2
6115	Technical and trade schools	3	f	512	5,908	0.6	D
61151	Technical and trade schools	3	f	512	5,908	0.6	D
62	Health care and social assistance	640	16,368	54,991	1,166,613	1.2	1.4
621	Ambulatory health care services	271	8,984	41,263	478,748	0.7	1.9
6211	Offices of physicians	76	h	18,730	151,594	0.4	D
62111	Offices of physicians	76	h	18,730	151,594	0.4	D
6214	Outpatient care centers	129	h	2,062	37,071	6.3	D
62149	Other outpatient care centers	129	h	1,532	30,373	8.4	D
6215	Medical and diagnostic laboratories	16	g	1,012	18,066	1.6	D
62151	Medical and diagnostic laboratories	16	g	1,012	18,066	1.6	D
6216	Home health care services	5	e	2,827	163,748	0.2	D
62161	Home health care services	5	e	2,827	163,748	0.2	D
6219	Other ambulatory health care services	44	1,774	862	19,192	5.1	9.2
62191	Ambulance services	9	f	464	10,595	1.9	D
62199	All other ambulatory health care services	35	g	398	8,597	8.8	D
623	Nursing and residential care facilities	357	i	3,652	156,507	9.8	D
6231	Nursing care facilities	21	h	1,332	100,574	1.6	D
62311	Nursing care facilities	21	h	1,332	100,574	1.6	D
6232	Residential mental retardation/health and substance abuse facility	335	h	1,206	21,349	27.8	D
62321	Residential mental retardation facilities	335	h	1,003	16,638	33.4	D
71	Arts, entertainment, and recreation	9	1,107	6,260	109,689	0.1	1.0
711	Performing arts, spectator sports, and related industries	2	f	1,622	23,054	0.1	D
7112	Spectator sports	1	e	222	6,812	0.5	D
71121	Spectator sports	1	e	222	6,812	0.5	D
713	Amusement, gambling, and recreation industries	7	f	4,248	79,235	0.2	D
7132	Gambling industries	1	e	173	3,031	0.6	D
71329	Other gambling industries	1	e	173	3,031	0.6	D

Table A2.1 Number and Employment of Foreign-Owned Establishments in Each State, by Detailed Industry—Continues

NAICS code	Industry	Foreign-owned establishments		All U.S. establishments		Foreign-owned establishments as a percentage of all U.S. establishments ²	
		Number of establishments	Number of employees	Number of establishments	Number of employees ¹	Number of establishments	Number of employees
72	Accommodation and food services	650	17,718	43,509	866,189	1.5	2.0
721	Accommodation	103	3,216	4,462	97,368	2.3	3.3
7211	Traveler accommodation	103	3,216	3,957	94,504	2.6	3.4
72111	Hotels (except casino hotels) and motels	103	3,216	3,754	93,704	2.7	3.4
722	Food services and drinking places	547	14,502	39,047	768,821	1.4	1.9
7221	Full-service restaurants	11	f	14,403	342,178	0.1	D
72211	Full-service restaurants	11	f	14,403	342,178	0.1	D
7222	Limited-service eating places	45	g	20,134	363,036	0.2	D
72221	Limited-service eating places	45	g	20,134	363,036	0.2	D
7223	Special food services	491	12,263	1,910	34,073	25.7	36.0
72231	Food service contractors	491	12,263	1,313	28,597	37.4	42.9
81	Other services (except public administration)	238	6,109	34,462	253,503	0.7	2.4
811	Repair and maintenance	140	4,162	15,564	116,002	0.9	3.6
8111	Automotive repair and maintenance	55	f	11,385	70,894	0.5	D
81112	Automotive body, paint, interior, and glass repair	35	e	2,567	18,065	1.4	D
81119	Other automotive repair and maintenance	16	317	2,438	25,089	0.7	1.3
8112	Electronic and precision equipment repair and maintenance	20	1,064	955	12,138	2.1	8.8
81121	Electronic and precision equipment repair and maintenance	20	1,064	955	12,138	2.1	8.8
8113	Computer and industrial machinery and equipment (except automotive/electrical) repair and maintenance	46	2,249	1,901	26,162	2.4	8.6
81131	Computer and industrial machinery and equipment (except automotive/electrical) repair and maintenance	46	2,249	1,901	26,162	2.4	8.6
812	Personal and laundry services	95	g	12,840	93,700	0.7	D
8121	Personal care services	74	g	5,893	34,742	1.3	D
81219	Other personal care services	74	g	1,097	7,928	6.7	D
Utah							
	All industries	918	36,054	69,645	1,040,667	1.3	3.5
21	Mining	13	1,815	366	12,303	3.6	14.8
212	Mining, except oil and gas	9	g	77	4,545	11.7	D
2122	Metal ore mining	4	g	14	g	28.6	D
21223	Copper, nickel, lead, and zinc mining	2	g	4	g	50.0	D
213	Support activities for mining	3	e	229	6,544	1.3	D
2131	Support activities for mining	3	e	229	6,544	1.3	D
21311	Support activities for mining	3	e	229	6,544	1.3	D
22	Utilities	2	b	203	4,639	1.0	D
23	Construction	14	681	10,055	88,880	0.1	0.8
238	Specialty trade contractors	13	f	7,033	63,403	0.2	D
2382	Building equipment contractors	7	352	2,079	21,036	0.3	1.7
31-33	Manufacturing	78	10,358	3,365	122,574	2.3	8.5
42	Wholesale trade	160	4,450	3,659	52,935	4.4	8.4
423	Durable goods merchant wholesalers	122	2,912	2,297	33,867	5.3	8.6
4232	Furniture and home furnishing merchant wholesalers	1	e	118	1,200	0.8	D
42322	Home furnishing merchant wholesalers	1	e	73	844	1.4	D
4233	Lumber and other construction material merchant wholesalers	23	578	238	3,803	9.7	15.2
42331	Lumber, plywood, and wood panel merchant wholesalers	13	e	101	2,097	12.9	D
4234	Professional and commercial equipment and supplies merchant wholesalers	16	427	330	6,978	4.8	6.1
4237	Hardware, plumbing, and heating equipment and supplies merchant wholesalers	35	337	202	2,420	17.3	13.9
42372	Plumbing and heating equipment and supplies merchant wholesalers	25	e	86	974	29.1	D
4238	Machinery, equipment, and supplies merchant wholesalers	13	f	517	6,804	2.5	D
42383	Industrial machinery and equipment merchant wholesalers	8	414	273	2,646	2.9	15.6
4239	Miscellaneous durable goods merchant wholesalers	8	287	303	4,495	2.6	6.4
424	Nondurable goods merchant wholesalers	38	1,538	944	16,608	4.0	9.3
4242	Drugs and druggists' sundries merchant wholesalers	12	425	126	2,618	9.5	16.2
42421	Drugs and druggists' sundries merchant wholesalers	12	425	126	2,618	9.5	16.2
4244	Grocery and related products merchant wholesalers	11	930	220	6,045	5.0	15.4
42449	Other grocery and related products merchant wholesalers	8	f	107	g	7.5	D
44-45	Retail trade	282	3,967	8,984	142,266	3.1	2.8
444	Building material and garden equipment and supplies dealers	30	397	763	12,723	3.9	3.1
4441	Building material and supplies dealers	30	397	632	11,259	4.7	3.5
44419	Other building material dealers	10	e	406	5,045	2.5	D
446	Health and personal care stores	52	283	569	5,013	9.1	5.6
4461	Health and personal care stores	52	283	569	5,013	9.1	5.6
447	Gasoline stations	116	g	851	9,525	13.6	D
4471	Gasoline stations	116	g	851	9,525	13.6	D
44711	Gasoline stations with convenience stores	116	g	740	7,828	15.7	D
454	Nonstore retailers	3	f	712	8,973	0.4	D
4541	Electronic shopping and mail-order houses	1	f	345	5,373	0.3	D
45411	Electronic shopping and mail-order houses	1	f	345	5,373	0.3	D
48-49	Transportation and warehousing	35	711	2,194	49,364	1.6	1.4
488	Support activities for transportation	21	306	308	3,792	6.8	8.1
51	Information	57	2,444	1,412	33,310	4.0	7.3
511	Publishing industries (except Internet)	8	333	323	11,345	2.5	2.9
517	Telecommunications	44	g	452	9,619	9.7	D
5172	Wireless telecommunications carriers (except satellite)	40	g	113	2,514	35.4	D
51721	Wireless telecommunications carriers (except satellite)	40	g	113	2,514	35.4	D
518	Internet service providers, Web search portals, and data processing	4	e	215	6,121	1.9	D
5182	Data processing, hosting, and related services	4	e	215	6,121	1.9	D
51821	Data processing, hosting, and related services	4	e	215	6,121	1.9	D
52	Finance and insurance	50	1,235	5,351	58,648	0.9	2.1
522	Credit intermediation and related activities	25	976	2,619	39,252	1.0	2.5
5223	Activities related to credit intermediation	1	f	842	8,147	0.1	D
52239	Other activities related to credit intermediation	1	f	251	1,594	0.4	D
53	Real estate and rental and leasing	15	e	4,886	20,413	0.3	D
54	Professional, scientific, and technical services	27	1,217	8,255	68,452	0.3	1.8
541	Professional, scientific, and technical services	27	1,217	8,255	68,452	0.3	1.8
5413	Architectural, engineering, and related services	11	400	1,334	11,171	0.8	3.6
54133	Engineering services	6	274	686	7,231	0.9	3.8
5416	Management, scientific, and technical consulting services	3	f	1,741	7,865	0.2	D
54161	Management consulting services	2	f	1,431	6,837	0.1	D

Table A2.1 Number and Employment of Foreign-Owned Establishments in Each State, by Detailed Industry—Continues

NAICS code	Industry	Foreign-owned establishments		All U.S. establishments		Foreign-owned establishments as a percentage of all U.S. establishments ²	
		Number of establishments	Number of employees	Number of establishments	Number of employees ¹	Number of establishments	Number of employees
55	Management of companies and enterprises.....	32	1,579	420	15,120	7.6	10.4
551	Management of companies and enterprises.....	32	1,579	420	15,120	7.6	10.4
5511	Management of companies and enterprises.....	32	1,579	420	15,120	7.6	10.4
55111	Management of companies and enterprises.....	32	1,579	420	15,120	7.6	10.4
56	Administrative and support and waste management and remediation service.....	54	4,517	3,905	115,852	1.4	3.9
561	Administrative and support services.....	51	h	3,734	112,355	1.4	D
5613	Employment services.....	9	e	419	70,027	2.1	D
56132	Temporary help services.....	8	e	240	25,734	3.3	D
5614	Business support services.....	7	h	467	14,444	1.5	D
56141	Document preparation services.....	1	e	56	650	1.8	D
56142	Telephone call centers.....	5	h	93	11,564	5.4	D
5616	Investigation and security services.....	13	701	196	4,812	6.6	14.6
56161	Investigation, guard, and armored car services.....	10	f	87	2,905	11.5	D
61	Educational services.....	4	b	674	6,734	0.6	D
62	Health care and social assistance.....	13	239	6,392	112,646	0.2	0.2
71	Arts, entertainment, and recreation.....	1	a	842	18,487	0.1	D
72	Accommodation and food services.....	57	g	4,541	91,808	1.3	D
722	Food services and drinking places.....	48	g	3,958	74,282	1.2	D
7223	Special food services.....	47	1,258	210	3,072	22.4	41.0
72231	Food service contractors.....	47	1,258	126	1,879	37.3	67.0
81	Other services (except public administration).....	24	874	4,141	26,236	0.6	3.3
811	Repair and maintenance.....	20	f	2,085	12,620	1.0	D
8113	Computer and industrial machinery and equipment (except automotive/electrical) repair and maintenance.....	5	732	221	1,992	2.3	36.7
81131	Computer and industrial machinery and equipment (except automotive/electrical) repair and maintenance.....	5	732	221	1,992	2.3	36.7
Vermont							
21	All industries.....	340	11,956	21,360	249,800	1.6	4.8
21	Mining.....	4	c	45	529	8.9	D
22	Utilities.....	16	e	47	1,902	34.0	D
221	Utilities.....	16	e	47	1,902	34.0	D
31-33	Manufacturing.....	23	2,087	1,107	35,557	2.1	5.9
42	Wholesale trade.....	30	791	852	10,628	3.5	7.4
423	Durable goods merchant wholesalers.....	21	443	505	4,974	4.2	8.9
424	Nondurable goods merchant wholesalers.....	9	348	288	5,483	3.1	6.3
4244	Grocery and related products merchant wholesalers.....	5	264	87	2,094	5.7	12.6
42449	Other grocery and related products merchant wholesalers.....	5	264	56	g	8.9	D
44-45	Retail trade.....	99	2,913	3,852	40,416	2.6	7.2
445	Food and beverage stores.....	17	g	546	9,473	3.1	D
4451	Grocery stores.....	15	g	366	8,918	4.1	D
44511	Supermarkets and other grocery (except convenience) stores.....	15	g	236	8,148	6.4	D
446	Health and personal care stores.....	45	f	193	2,286	23.3	D
4461	Health and personal care stores.....	45	f	193	2,286	23.3	D
44611	Pharmacies and drug stores.....	31	f	103	1,780	30.1	D
48-49	Transportation and warehousing.....	12	432	539	6,243	2.2	6.9
485	Transit and ground passenger transportation.....	7	e	65	1,463	10.8	D
4854	School and employee bus transportation.....	7	e	25	723	28.0	D
48541	School and employee bus transportation.....	7	e	25	723	28.0	D
51	Information.....	10	b	514	6,048	1.9	D
52	Finance and insurance.....	75	602	1,039	9,422	7.2	6.4
522	Credit intermediation and related activities.....	55	413	435	4,581	12.6	9.0
5221	Depository credit intermediation.....	53	e	342	4,034	15.5	D
52211	Commercial banking.....	39	e	214	2,568	18.2	D
53	Real estate and rental and leasing.....	2	c	797	3,395	0.3	D
54	Professional, scientific, and technical services.....	7	298	2,122	16,534	0.3	1.8
541	Professional, scientific, and technical services.....	7	298	2,122	16,534	0.3	1.8
55	Management of companies and enterprises.....	9	e	86	3,240	10.5	D
551	Management of companies and enterprises.....	9	e	86	3,240	10.5	D
5511	Management of companies and enterprises.....	9	e	86	3,240	10.5	D
55111	Management of companies and enterprises.....	9	e	86	3,240	10.5	D
56	Administrative and support and waste management and remediation service.....	7	754	1,059	8,382	0.7	9.0
561	Administrative and support services.....	7	754	978	7,691	0.7	9.8
5613	Employment services.....	4	f	59	2,525	6.8	D
56132	Temporary help services.....	4	f	36	2,387	11.1	D
61	Educational services.....	2	b	242	1,658	0.8	D
71	Arts, entertainment, and recreation.....	1	a	474	8,009	0.2	D
72	Accommodation and food services.....	36	2,956	1,942	31,176	1.9	9.5
721	Accommodation.....	4	g	468	11,476	0.9	D
7211	Traveler accommodation.....	4	g	387	11,210	1.0	D
72111	Hotels (except casino hotels) and motels.....	4	g	239	10,176	1.7	D
722	Food services and drinking places.....	32	f	1,474	19,700	2.2	D
7223	Special food services.....	28	f	146	1,840	19.2	D
72231	Food service contractors.....	28	f	102	1,652	27.5	D
81	Other services (except public administration).....	7	39	1,629	7,269	0.4	0.5

Table A2.1 Number and Employment of Foreign-Owned Establishments in Each State, by Detailed Industry—Continues

NAICS code	Industry	Foreign-owned establishments		All U.S. establishments		Foreign-owned establishments as a percentage of all U.S. establishments ²	
		Number of establishments	Number of employees	Number of establishments	Number of employees ¹	Number of establishments	Number of employees
Virginia							
	All industries	4,301	158,176	189,683	3,063,167	2.3	5.2
21	Mining	14	426	306	11,217	4.6	3.8
212	Mining, except oil and gas	10	382	225	7,715	4.4	5.0
22	Utilities	13	161	312	16,629	4.2	1.0
23	Construction	41	3,110	22,431	235,312	0.2	1.3
236	Construction of buildings	4	778	6,936	47,847	0.1	1.6
2362	Nonresidential building construction	2	f	1,044	17,508	0.2	D
23622	Commercial building construction	2	f	987	16,703	0.2	D
237	Heavy and civil engineering construction	17	1,363	1,289	30,185	1.3	4.5
2373	Highway, street, and bridge construction	16	g	326	12,860	4.9	D
23731	Highway, street, and bridge construction	16	g	326	12,860	4.9	D
238	Specialty trade contractors	20	969	14,206	157,280	0.1	0.6
2382	Building equipment contractors	11	689	4,617	62,371	0.2	1.1
23822	Plumbing and HVAC contractors	2	e	2,613	34,065	0.1	D
23829	Other building equipment contractors	6	e	115	2,693	5.2	D
31-33	Manufacturing	225	37,823	5,779	277,033	3.9	13.7
42	Wholesale trade	417	9,629	7,740	120,111	5.4	8.0
423	Durable goods merchant wholesalers	331	7,704	4,922	75,304	6.7	10.2
4231	Motor vehicle and parts and supplies merchant wholesalers	16	366	598	7,443	2.7	4.9
4233	Lumber and other construction material merchant wholesalers	33	773	461	7,432	7.2	10.4
42331	Lumber, plywood, and wood panel merchant wholesalers	13	272	202	4,105	6.4	6.6
42339	Other construction material merchant wholesalers	11	330	97	1,334	11.3	24.7
4234	Professional and commercial equipment and supplies merchant wholesalers	64	1,568	797	20,819	8.0	7.5
42342	Office equipment merchant wholesalers	23	660	158	7,132	14.6	9.3
42343	Computers and peripheral equipment and software merchant wholesalers	17	778	331	10,586	5.1	7.3
4236	Electrical goods merchant wholesalers	48	1,435	580	9,311	8.3	15.4
42361	Electrical apparatus and equipment and wiring supplies merchant wholesalers	25	671	283	3,555	8.8	18.9
42369	Other electronic parts and equipment merchant wholesalers	18	621	255	4,991	7.1	12.4
4237	Hardware, plumbing, and heating equipment and supplies merchant wholesalers	99	g	509	5,324	19.4	D
42372	Plumbing and heating equipment and supplies merchant wholesalers	69	g	185	2,128	37.3	D
4238	Machinery, equipment, and supplies merchant wholesalers	44	1,373	1,037	13,431	4.2	10.2
42383	Industrial machinery and equipment merchant wholesalers	22	757	496	5,733	4.4	13.2
42386	Transportation equipment and supplies (except motor vehicle) merchant wholesalers	9	388	59	949	15.3	40.9
4239	Miscellaneous durable goods merchant wholesalers	15	757	450	i	3.3	D
42393	Recyclable material merchant wholesalers	11	e	107	1,755	10.3	D
424	Nondurable goods merchant wholesalers	84	g	2,034	37,875	4.1	D
4242	Drugs and druggists' sundries merchant wholesalers	5	f	143	2,800	3.5	D
42421	Drugs and druggists' sundries merchant wholesalers	5	f	143	2,800	3.5	D
4249	Miscellaneous nondurable goods merchant wholesalers	30	776	430	6,117	7.0	12.7
42494	Tobacco and tobacco product merchant wholesalers	2	e	32	1,799	6.3	D
44-45	Retail trade	1,911	40,843	29,633	431,634	6.4	9.5
441	Motor vehicle and parts dealers	128	g	3,317	57,291	3.9	D
4413	Automotive parts, accessories, and tire stores	127	g	1,488	13,514	8.5	D
44132	Tire dealers	127	g	533	4,947	23.8	D
442	Furniture and home furnishings stores	21	821	1,878	17,272	1.1	4.8
4421	Furniture stores	4	e	786	8,289	0.5	D
44211	Furniture stores	4	e	786	8,289	0.5	D
4422	Home furnishings stores	17	e	1,092	8,983	1.6	D
44229	Other home furnishings stores	17	e	638	6,176	2.7	D
443	Electronics and appliance stores	36	299	1,375	14,037	2.6	2.1
4431	Electronics and appliance stores	36	299	1,375	14,037	2.6	2.1
44311	Appliance, television, and other electronics stores	36	299	995	10,965	3.6	2.7
444	Building material and garden equipment and supplies dealers	63	880	2,091	36,463	3.0	2.4
4441	Building material and supplies dealers	63	880	1,551	30,616	4.1	2.9
44419	Other building material dealers	56	f	834	9,650	6.7	D
445	Food and beverage stores	732	26,494	3,552	70,445	20.6	37.6
4451	Grocery stores	721	26,403	2,616	65,480	27.6	40.3
44511	Supermarkets and other grocery (except convenience) stores	426	j	1,593	59,703	26.7	D
44512	Convenience stores	295	h	1,023	5,777	28.8	D
446	Health and personal care stores	316	3,916	2,087	25,373	15.1	15.4
4461	Health and personal care stores	316	3,916	2,087	25,373	15.1	15.4
44611	Pharmacies and drug stores	87	g	920	19,135	9.5	D
44612	Cosmetics, beauty supplies, and perfume stores	21	364	383	2,295	5.5	15.9
44613	Optical goods stores	128	g	373	2,030	34.3	D
44619	Other health and personal care stores	80	e	411	1,913	19.5	D
447	Gasoline stations	397	4,219	3,659	30,244	10.8	13.9
4471	Gasoline stations	397	4,219	3,659	30,244	10.8	13.9
44711	Gasoline stations with convenience stores	390	h	3,070	24,765	12.7	D
448	Clothing and clothing accessories stores	188	2,435	4,126	47,329	4.6	5.1
4481	Clothing stores	62	1,015	2,571	35,768	2.4	2.8
44812	Women's clothing stores	33	f	908	9,807	3.6	D
44814	Family clothing stores	18	371	686	17,844	2.6	2.1
4482	Shoe stores	50	507	777	6,279	6.4	8.1
44821	Shoe stores	50	507	777	6,279	6.4	8.1
4483	Jewelry, luggage, and leather goods stores	76	913	778	5,282	9.8	17.3
44831	Jewelry stores	68	f	749	5,115	9.1	D
454	Nonstore retailers	11	253	1,417	16,456	0.8	1.5

Table A2.1 Number and Employment of Foreign-Owned Establishments in Each State, by Detailed Industry—Continues

NAICS code	Industry	Foreign-owned establishments		All U.S. establishments		Foreign-owned establishments as a percentage of all U.S. establishments ²	
		Number of establishments	Number of employees	Number of establishments	Number of employees ¹	Number of establishments	Number of employees
48-49	Transportation and warehousing	145	7,083	5,358	95,040	2.7	7.5
485	Transit and ground passenger transportation.....	12	1,177	361	8,195	3.3	14.4
4851	Urban transit systems	8	f	27	1,689	29.6	D
48511	Urban transit systems	8	f	27	1,689	29.6	D
4854	School and employee bus transportation	2	e	16	1,105	12.5	D
48541	School and employee bus transportation	2	e	16	1,105	12.5	D
488	Support activities for transportation	65	2,783	960	14,609	6.8	19.0
4881	Support activities for air transportation	10	1,013	97	3,735	10.3	27.1
48811	Airport operations	7	811	42	2,857	16.7	28.4
4883	Support activities for water transportation	3	f	62	3,536	4.8	D
48832	Marine cargo handling	2	f	14	1,259	14.3	D
4885	Freight transportation arrangement	47	1,201	421	4,420	11.2	27.2
48851	Freight transportation arrangement	47	1,201	421	4,420	11.2	27.2
492	Couriers and messengers	17	e	324	11,723	5.2	D
4921	Couriers	17	e	209	10,942	8.1	D
49211	Couriers	17	e	209	10,942	8.1	D
493	Warehousing and storage	27	2,121	319	22,341	8.5	9.5
4931	Warehousing and storage	27	2,121	319	22,341	8.5	9.5
49311	General warehousing and storage	17	g	230	16,799	7.4	D
49312	Refrigerated warehousing and storage	4	e	22	793	18.2	D
51	Information	204	5,078	4,064	104,147	5.0	4.9
511	Publishing industries (except Internet)	30	1,720	941	27,600	3.2	6.2
5111	Newspaper, periodical, book, and directory publishers	11	341	665	18,050	1.7	1.9
5112	Software publishers	19	1,379	276	9,550	6.9	14.4
51121	Software publishers	19	1,379	276	9,550	6.9	14.4
517	Telecommunications	162	2,797	1,698	48,597	9.5	5.8
5171	Wired telecommunications carriers	57	1,229	1,161	30,522	4.9	4.0
51711	Wired telecommunications carriers	57	1,229	1,161	30,522	4.9	4.0
5172	Wireless telecommunications carriers (except satellite)	98	g	339	10,463	28.9	D
51721	Wireless telecommunications carriers (except satellite)	98	g	339	10,463	28.9	D
5174	Satellite telecommunications	5	e	29	g	17.2	D
51741	Satellite telecommunications	5	e	29	g	17.2	D
518	Internet service providers, Web search portals, and data processing	5	e	599	13,230	0.8	D
5182	Data processing, hosting, and related services	5	e	599	13,230	0.8	D
51821	Data processing, hosting, and related services	5	e	599	13,230	0.8	D
52	Finance and insurance	194	4,342	12,396	168,511	1.6	2.6
522	Credit intermediation and related activities	111	2,864	6,295	99,273	1.8	2.9
5221	Depository credit intermediation	38	e	3,544	58,304	1.1	D
52211	Commercial banking	36	e	2,872	46,143	1.3	D
5222	Nondepository credit intermediation	71	2,311	1,385	30,324	5.1	7.6
52221	Credit card issuing	1	f	32	i	3.1	D
52229	Other nondepository credit intermediation	67	g	1,213	j	5.5	D
523	Securities intermediation and related activities	28	538	1,631	14,588	1.7	3.7
5231	Securities and commodity contracts intermediation and brokerage	20	402	658	8,367	3.0	4.8
52312	Securities brokerage	17	e	580	6,401	2.9	D
524	Insurance carriers and related activities	55	940	4,467	53,369	1.2	1.8
5241	Insurance carriers	49	908	918	35,083	5.3	2.6
52411	Direct life, health, and medical insurance carriers	32	408	281	13,680	11.4	3.0
52412	Other direct insurance carriers	14	e	631	21,388	2.2	D
53	Real estate and rental and leasing	50	757	9,475	60,502	0.5	1.3
532	Rental and leasing services	22	f	1,629	15,088	1.4	D
5324	Commercial and industrial machinery and equipment rental and leasing	22	f	321	3,168	6.9	D
53249	Other commercial/industrial machinery and equipment rental and leasing	21	f	175	1,749	12.0	D
54	Professional, scientific, and technical services	153	18,342	27,254	387,272	0.6	4.7
541	Professional, scientific, and technical services	153	18,342	27,254	387,272	0.6	4.7
5413	Architectural, engineering, and related services	36	3,957	3,420	65,996	1.1	6.0
54133	Engineering services	30	3,856	1,993	54,849	1.5	7.0
5415	Computer systems design and related services	61	7,906	7,176	148,375	0.9	5.3
54151	Computer systems design and related services	61	7,906	7,176	148,375	0.9	5.3
5416	Management, scientific, and technical consulting services	33	5,879	4,769	49,426	0.7	11.9
54161	Management consulting services	26	5,671	3,752	41,122	0.7	13.8
5418	Advertising and related services	8	262	1,092	9,657	0.7	2.7
55	Management of companies and enterprises	98	5,296	1,183	53,891	8.3	9.8
551	Management of companies and enterprises	98	5,296	1,183	53,891	8.3	9.8
5511	Management of companies and enterprises	98	5,296	1,183	53,891	8.3	9.8
55111	Management of companies and enterprises	98	5,296	1,183	53,891	8.3	9.8
56	Administrative and support and waste management and remediation service	267	14,260	10,821	249,496	2.5	5.7
561	Administrative and support services	260	14,157	10,298	240,721	2.5	5.9
5611	Office administrative services	60	548	680	14,404	8.8	3.8
56111	Office administrative services	60	548	680	14,404	8.8	3.8
5612	Facilities support services	12	453	313	13,932	3.8	3.3
56121	Facilities support services	12	453	313	13,932	3.8	3.3
5613	Employment services	61	2,925	1,221	78,247	5.0	3.7
56132	Temporary help services	61	2,925	798	63,142	7.6	4.6
5614	Business support services	15	834	838	27,090	1.8	3.1
56149	Other business support services	8	392	200	2,952	4.0	13.3
5615	Travel arrangement and reservation services	31	384	471	5,104	6.6	7.5
56151	Travel agencies	30	e	332	2,830	9.0	D
5616	Investigation and security services	65	7,935	721	30,554	9.0	26.0
56161	Investigation, guard, and armored car services	58	i	431	27,225	13.5	D
56162	Security systems services	7	f	290	3,329	2.4	D
5617	Services to buildings and dwellings	7	454	5,567	64,908	0.1	0.7
56172	Janitorial services	5	e	2,052	38,842	0.2	D
5619	Other support services	9	624	487	6,482	1.8	9.6
56199	All other support services	9	624	302	4,432	3.0	14.1

Table A2.1 Number and Employment of Foreign-Owned Establishments in Each State, by Detailed Industry—Continues

NAICS code	Industry	Foreign-owned establishments		All U.S. establishments		Foreign-owned establishments as a percentage of all U.S. establishments ²	
		Number of establishments	Number of employees	Number of establishments	Number of employees ¹	Number of establishments	Number of employees
61	Educational services.....	12	e	1,824	16,570	0.7	D
611	Educational services.....	12	e	1,824	16,570	0.7	D
62	Health care and social assistance.....	91	1,626	17,540	371,067	0.5	0.4
621	Ambulatory health care services.....	50	g	12,363	132,241	0.4	D
6214	Outpatient care centers.....	38	f	594	12,832	6.4	D
62149	Other outpatient care centers.....	38	f	446	10,694	8.5	D
624	Social assistance.....	24	e	3,647	56,547	0.7	D
71	Arts, entertainment, and recreation.....	3	b	2,730	51,160	0.1	D
72	Accommodation and food services.....	363	8,126	15,765	302,446	2.3	2.7
721	Accommodation.....	21	1,417	1,756	45,977	1.2	3.1
7211	Traveler accommodation.....	21	1,417	1,562	44,905	1.3	3.2
72111	Hotels (except casino hotels) and motels.....	21	1,417	1,431	44,230	1.5	3.2
722	Food services and drinking places.....	342	6,709	14,009	256,469	2.4	2.6
7222	Limited-service eating places.....	21	518	7,036	114,125	0.3	0.5
72221	Limited-service eating places.....	21	518	7,036	114,125	0.3	0.5
7223	Special food services.....	321	6,191	986	14,955	32.6	41.4
72231	Food service contractors.....	321	6,191	683	12,616	47.0	49.1
81	Other services (except public administration).....	100	973	15,072	111,129	0.7	0.9
811	Repair and maintenance.....	59	515	5,889	34,685	1.0	1.5
8111	Automotive repair and maintenance.....	31	277	4,267	24,104	0.7	1.1
812	Personal and laundry services.....	40	e	6,089	41,436	0.7	D
8121	Personal care services.....	40	e	3,381	21,211	1.2	D
81219	Other personal care services.....	40	e	522	3,380	7.7	D
Washington							
	All industries.....	2,592	93,952	173,886	2,416,782	1.5	3.9
21	Mining.....	30	829	164	3,970	18.3	20.9
212	Mining, except oil and gas.....	23	678	131	3,125	17.6	21.7
2123	Nonmetallic mineral mining and quarrying.....	21	e	123	2,536	17.1	D
21232	Sand, gravel, clay, and refractory mining.....	18	399	62	f	29.0	D
22	Utilities.....	5	159	297	5,819	1.7	2.7
23	Construction.....	36	4,927	22,382	199,064	0.2	2.5
236	Construction of buildings.....	8	1,856	7,218	50,482	0.1	3.7
2362	Nonresidential building construction.....	6	g	1,035	19,546	0.6	D
23622	Commercial building construction.....	5	1,749	952	17,480	0.5	10.0
237	Heavy and civil engineering construction.....	5	1,482	1,049	23,900	0.5	6.2
2371	Utility system construction.....	1	f	347	10,314	0.3	D
23712	Oil and gas pipeline construction.....	1	f	38	2,661	2.6	D
2373	Highway, street, and bridge construction.....	2	e	323	10,086	0.6	D
23731	Highway, street, and bridge construction.....	2	e	323	10,086	0.6	D
2379	Other heavy construction.....	2	e	118	2,204	1.7	D
23799	Other heavy construction.....	2	e	118	2,204	1.7	D
238	Specialty trade contractors.....	23	1,589	14,114	124,682	0.2	1.3
2381	Building foundation and exterior contractors.....	4	e	3,604	30,824	0.1	D
2382	Building equipment contractors.....	11	794	3,652	44,880	0.3	1.8
23829	Other building equipment contractors.....	6	633	146	1,981	4.1	32.0
2389	Other specialty trade contractors.....	5	e	2,114	17,462	0.2	D
23899	All other specialty trade contractors.....	5	e	605	4,951	0.8	D
31-33	Manufacturing.....	204	24,060	7,644	269,575	2.7	8.9
42	Wholesale trade.....	428	10,083	9,743	132,047	4.4	7.6
423	Durable goods merchant wholesalers.....	282	7,217	5,616	74,367	4.0	9.7
4231	Motor vehicle and parts and supplies merchant wholesalers.....	24	e	493	5,911	5.9	D
4232	Furniture and home furnishing merchant wholesalers.....	5	e	342	4,199	1.5	D
42322	Home furnishing merchant wholesalers.....	3	e	185	2,550	1.6	D
4233	Lumber and other construction material merchant wholesalers.....	28	454	622	9,308	4.5	4.9
4234	Professional and commercial equipment and supplies merchant wholesalers.....	43	1,504	815	14,771	5.3	10.2
42342	Office equipment merchant wholesalers.....	19	347	122	2,575	15.6	13.5
42343	Computers and peripheral equipment and software merchant wholesalers.....	16	973	332	7,885	4.8	12.3
4235	Metal and mineral (except petrol) merchant wholesalers.....	10	475	263	h	3.8	D
42351	Metal service centers and other metal merchant wholesalers.....	9	e	259	3,749	3.5	D
4236	Electrical goods merchant wholesalers.....	43	1,332	640	9,172	6.7	14.5
42361	Electrical apparatus and equipment and wiring supplies merchant wholesalers.....	15	e	327	3,526	4.6	D
42369	Other electronic parts and equipment merchant wholesalers.....	22	793	246	h	8.9	D
4237	Hardware, plumbing, and heating equipment and supplies merchant wholesalers.....	62	809	459	4,841	13.5	16.7
42372	Plumbing and heating equipment and supplies merchant wholesalers.....	46	f	177	2,077	26.0	D
4238	Machinery, equipment, and supplies merchant wholesalers.....	56	918	1,231	13,912	4.5	6.6
42383	Industrial machinery and equipment merchant wholesalers.....	20	282	585	6,480	3.4	4.4
42386	Transportation equipment and supplies (except motor vehicle) merchant wholesalers.....	9	338	105	1,713	8.6	19.7
4239	Miscellaneous durable goods merchant wholesalers.....	11	g	751	i	1.5	D
42392	Toy and hobby goods and supplies merchant wholesalers.....	2	f	68	g	2.9	D
424	Nondurable goods merchant wholesalers.....	133	2,697	3,034	51,813	4.4	5.2
4242	Drugs and druggists' sundries merchant wholesalers.....	12	e	178	2,234	6.7	D
42421	Drugs and druggists' sundries merchant wholesalers.....	12	e	178	2,234	6.7	D
4243	Apparel, piece goods, and notions merchant wholesalers.....	6	e	224	3,636	2.7	D
4244	Grocery and related products merchant wholesalers.....	46	908	1,010	23,058	4.6	3.9
42442	Packaged frozen food merchant wholesalers.....	13	310	172	2,619	7.6	11.8
42449	Other grocery and related products merchant wholesalers.....	25	396	333	i	7.5	D
4246	Chemicals and allied products merchant wholesalers.....	17	522	229	2,293	7.4	22.8
42469	Other chemicals and allied products merchant wholesalers.....	13	488	171	1,801	7.6	27.1
4249	Miscellaneous nondurable goods merchant wholesalers.....	30	309	735	10,121	4.1	3.1

Table A2.1 Number and Employment of Foreign-Owned Establishments in Each State, by Detailed Industry—Continues

NAICS code	Industry	Foreign-owned establishments		All U.S. establishments		Foreign-owned establishments as a percentage of all U.S. establishments ²	
		Number of establishments	Number of employees	Number of establishments	Number of employees ¹	Number of establishments	Number of employees
44-45	Retail trade.....	518	5,042	23,075	328,053	2.2	1.5
441	Motor vehicle and parts dealers.....	41	e	2,762	44,839	1.5	D
4413	Automotive parts, accessories, and tire stores.....	40	e	1,259	11,509	3.2	D
44132	Tire dealers.....	40	e	388	4,786	10.3	D
442	Furniture and home furnishings stores.....	11	759	1,417	12,365	0.8	6.1
4421	Furniture stores.....	4	f	532	5,223	0.8	D
44211	Furniture stores.....	4	f	532	5,223	0.8	D
444	Building material and garden equipment and supplies dealers.....	47	251	2,020	31,269	2.3	0.8
4441	Building material and supplies dealers.....	47	251	1,537	26,826	3.1	0.9
445	Food and beverage stores.....	27	f	3,160	59,754	0.9	D
4451	Grocery stores.....	22	f	2,029	54,346	1.1	D
44511	Supermarkets and other grocery (except convenience) stores.....	14	f	1,431	52,048	1.0	D
446	Health and personal care stores.....	167	1,070	1,554	17,358	10.7	6.2
4461	Health and personal care stores.....	167	1,070	1,554	17,358	10.7	6.2
44613	Optical goods stores.....	93	f	244	1,144	38.1	D
447	Gasoline stations.....	96	325	2,108	15,173	4.6	2.1
4471	Gasoline stations.....	96	325	2,108	15,173	4.6	2.1
44711	Gasoline stations with convenience stores.....	26	e	1,750	12,835	1.5	D
448	Clothing and clothing accessories stores.....	88	869	2,577	29,651	3.4	2.9
4481	Clothing stores.....	23	277	1,631	23,512	1.4	1.2
4483	Jewelry, luggage, and leather goods stores.....	56	495	500	3,188	11.2	15.5
44831	Jewelry stores.....	48	e	477	3,073	10.1	D
48-49	Transportation and warehousing.....	158	4,465	5,111	87,038	3.1	5.1
484	Truck transportation.....	14	250	2,672	29,385	0.5	0.9
485	Transit and ground passenger transportation.....	8	1,112	246	6,142	3.3	18.1
4854	School and employee bus transportation.....	7	f	23	g	30.4	D
48541	School and employee bus transportation.....	7	f	23	g	30.4	D
488	Support activities for transportation.....	84	1,812	1,234	14,909	6.8	12.2
4881	Support activities for air transportation.....	14	f	163	4,749	8.6	D
48811	Airport operations.....	13	831	55	2,075	23.6	40.0
4885	Freight transportation arrangement.....	63	844	596	5,330	10.6	15.8
48851	Freight transportation arrangement.....	63	844	596	5,330	10.6	15.8
492	Couriers and messengers.....	14	f	319	10,287	4.4	D
4921	Couriers.....	14	f	202	9,084	6.9	D
49211	Couriers.....	14	f	202	9,084	6.9	D
493	Warehousing and storage.....	27	482	321	10,147	8.4	4.8
4931	Warehousing and storage.....	27	482	321	10,147	8.4	4.8
51	Information.....	146	8,980	3,301	111,840	4.4	8.0
511	Publishing industries (except Internet).....	28	1,142	936	59,057	3.0	1.9
5111	Newspaper, periodical, book, and directory publishers.....	17	632	545	12,247	3.1	5.2
51114	Directory and mailing list publishers.....	10	f	45	1,376	22.2	D
5112	Software publishers.....	11	510	391	46,810	2.8	1.1
51121	Software publishers.....	11	510	391	46,810	2.8	1.1
517	Telecommunications.....	108	i	1,100	29,709	9.8	D
5172	Wireless telecommunications carriers (except satellite).....	98	i	280	13,309	35.0	D
51721	Wireless telecommunications carriers (except satellite).....	98	i	280	13,309	35.0	D
518	Internet service providers, Web search portals, and data processing.....	7	f	446	9,182	1.6	D
5182	Data processing, hosting, and related services.....	7	f	446	9,182	1.6	D
51821	Data processing, hosting, and related services.....	7	f	446	9,182	1.6	D
52	Finance and insurance.....	159	4,151	11,061	119,201	1.4	3.5
522	Credit intermediation and related activities.....	73	628	5,287	66,163	1.4	0.9
5221	Depository credit intermediation.....	26	308	2,701	47,378	1.0	0.7
52211	Commercial banking.....	26	308	1,760	24,815	1.5	1.2
5222	Nondepository credit intermediation.....	45	e	1,206	11,692	3.7	D
52229	Other nondepository credit intermediation.....	43	e	1,048	j	4.1	D
523	Securities intermediation and related activities.....	38	1,036	1,980	11,970	1.9	8.7
5231	Securities and commodity contracts intermediation and brokerage.....	31	992	987	5,837	3.1	17.0
52312	Securities brokerage.....	26	f	921	5,269	2.8	D
524	Insurance carriers and related activities.....	48	2,487	3,793	40,898	1.3	6.1
5241	Insurance carriers.....	38	2,385	645	24,820	5.9	9.6
52411	Direct life, health, and medical insurance carriers.....	24	1,852	199	12,018	12.1	15.4
52412	Other direct insurance carriers.....	14	533	440	12,769	3.2	4.2
53	Real estate and rental and leasing.....	59	692	10,480	51,196	0.6	1.4
531	Real estate.....	42	405	8,995	38,287	0.5	1.1
532	Rental and leasing services.....	17	287	1,450	12,585	1.2	2.3
5324	Commercial and industrial machinery and equipment rental and leasing.....	16	e	344	3,177	4.7	D
54	Professional, scientific, and technical services.....	95	6,064	19,394	159,711	0.5	3.8
541	Professional, scientific, and technical services.....	95	6,064	19,394	159,711	0.5	3.8
5413	Architectural, engineering, and related services.....	28	787	3,323	37,630	0.8	2.1
54133	Engineering services.....	23	703	1,621	25,317	1.4	2.8
5415	Computer systems design and related services.....	28	2,488	2,653	24,995	1.1	10.0
54151	Computer systems design and related services.....	28	2,488	2,653	24,995	1.1	10.0
5417	Scientific research and development services.....	14	1,875	459	17,109	3.1	11.0
54171	Research and development in the physical, engineering, and life sciences.....	14	1,875	403	16,828	3.5	11.1
5418	Advertising and related services.....	10	678	852	7,853	1.2	8.6
54181	Advertising agencies.....	2	e	295	3,140	0.7	D
55	Management of companies and enterprises.....	65	4,619	993	58,492	6.5	7.9
551	Management of companies and enterprises.....	65	4,619	993	58,492	6.5	7.9
5511	Management of companies and enterprises.....	65	4,619	993	58,492	6.5	7.9
55111	Management of companies and enterprises.....	65	4,619	993	58,492	6.5	7.9
56	Administrative and support and waste management and remediation service.....	143	6,422	9,112	170,146	1.6	3.8
561	Administrative and support services.....	137	6,346	8,638	158,810	1.6	4.0
5613	Employment services.....	42	1,909	947	58,753	4.4	3.2
56132	Temporary help services.....	41	g	588	50,722	7.0	D
5615	Travel arrangement and reservation services.....	32	1,579	494	6,817	6.5	23.2
56152	Tour operators.....	6	1,342	89	2,539	6.7	52.9
5616	Investigation and security services.....	32	2,327	458	12,819	7.0	18.2
56161	Investigation, guard, and armored car services.....	28	g	265	10,747	10.6	D

Table A2.1 Number and Employment of Foreign-Owned Establishments in Each State, by Detailed Industry—Continues

NAICS code	Industry	Foreign-owned establishments		All U.S. establishments		Foreign-owned establishments as a percentage of all U.S. establishments ²	
		Number of establishments	Number of employees	Number of establishments	Number of employees ¹	Number of establishments	Number of employees
61	Educational services.....	17	103	1,763	13,390	1.0	0.8
62	Health care and social assistance	102	4,499	18,474	345,161	0.6	1.3
621	Ambulatory health care services.....	31	f	11,972	125,116	0.3	D
6219	Other ambulatory health care services.....	11	e	166	4,002	6.6	D
62191	Ambulance services.....	6	e	48	1,359	12.5	D
623	Nursing and residential care facilities	53	g	1,986	55,127	2.7	D
6231	Nursing care facilities.....	15	g	275	23,192	5.5	D
62311	Nursing care facilities.....	15	g	275	23,192	5.5	D
6232	Residential mental retardation/health and substance abuse facility	36	e	350	6,545	10.3	D
62321	Residential mental retardation facilities	36	e	236	4,070	15.3	D
624	Social assistance	18	g	4,402	61,903	0.4	D
6241	Individual and family services.....	18	g	1,439	31,728	1.3	D
62412	Services for the elderly and persons with disabilities	10	g	493	17,364	2.0	D
71	Arts, entertainment, and recreation	9	665	2,675	57,631	0.3	1.2
713	Amusement, gambling, and recreation industries.....	9	665	1,709	46,650	0.5	1.4
7132	Gambling industries	5	f	101	17,362	5.0	D
71329	Other gambling industries.....	4	e	56	3,870	7.1	D
72	Accommodation and food services.....	321	7,236	15,893	233,235	2.0	3.1
721	Accommodation.....	26	609	1,667	33,913	1.6	1.8
7211	Traveler accommodation.....	26	609	1,303	32,344	2.0	1.9
72111	Hotels (except casino hotels) and motels	26	609	1,135	28,688	2.3	2.1
722	Food services and drinking places	295	6,627	14,226	199,322	2.1	3.3
7221	Full-service restaurants	13	f	5,273	92,516	0.2	D
72211	Full-service restaurants	13	f	5,273	92,516	0.2	D
7223	Special food services.....	278	5,883	752	10,891	37.0	54.0
72231	Food service contractors	278	5,883	447	8,541	62.2	68.9
81	Other services (except public administration).....	97	956	12,324	71,213	0.8	1.3
811	Repair and maintenance.....	48	376	5,015	27,026	1.0	1.4
812	Personal and laundry services.....	49	580	4,794	27,518	1.0	2.1
8121	Personal care services.....	44	f	2,749	14,741	1.6	D
81219	Other personal care services.....	44	f	609	3,530	7.2	D
West Virginia							
	All industries	642	23,152	37,600	557,239	1.7	4.2
21	Mining	2	e	584	26,549	0.3	D
22	Utilities	17	e	211	6,448	8.1	D
221	Utilities	17	e	211	6,448	8.1	D
2213	Water, sewage, and other systems.....	16	e	48	599	33.3	D
22131	Water supply and irrigation systems.....	15	e	34	531	44.1	D
23	Construction.....	6	247	3,992	31,965	0.2	0.8
31-33	Manufacturing	49	11,264	1,414	59,841	3.5	18.8
42	Wholesale trade.....	48	659	1,580	20,653	3.0	3.2
423	Durable goods merchant wholesalers.....	37	358	1,074	12,955	3.4	2.8
424	Nondurable goods merchant wholesalers.....	11	301	437	7,201	2.5	4.2
44-45	Retail trade.....	129	2,131	7,047	92,227	1.8	2.3
445	Food and beverage stores	33	1,298	708	16,316	4.7	8.0
4451	Grocery stores	32	g	584	15,680	5.5	D
44511	Supermarkets and other grocery (except convenience) stores	26	1,210	422	14,949	6.2	8.1
48-49	Transportation and warehousing.....	12	895	1,403	16,588	0.9	5.4
488	Support activities for transportation	2	e	151	1,691	1.3	D
4881	Support activities for air transportation	1	e	15	483	6.7	D
48819	Other support activities for air transportation.....	1	e	10	e	10.0	D
493	Warehousing and storage.....	3	e	54	2,320	5.6	D
4931	Warehousing and storage.....	3	e	54	2,320	5.6	D
49311	General warehousing and storage.....	2	e	41	2,157	4.9	D
51	Information.....	2	b	679	10,285	0.3	D
52	Finance and insurance	23	146	2,174	19,975	1.1	0.7
53	Real estate and rental and leasing	4	b	1,586	7,055	0.3	D
54	Professional, scientific, and technical services	17	268	2,960	22,233	0.6	1.2
541	Professional, scientific, and technical services.....	17	268	2,960	22,233	0.6	1.2
55	Management of companies and enterprises.....	6	80	189	4,297	3.2	1.9
56	Administrative and support and waste management and remediation service.....	24	1,634	1,450	34,120	1.7	4.8
561	Administrative and support services	23	g	1,271	31,824	1.8	D
5613	Employment services.....	5	e	153	9,386	3.3	D
56132	Temporary help services.....	5	e	104	5,887	4.8	D
5614	Business support services.....	3	e	116	10,125	2.6	D
56142	Telephone call centers.....	2	e	32	7,003	6.3	D
5616	Investigation and security services.....	8	555	127	3,334	6.3	16.6
56161	Investigation, guard, and armored car services.....	6	e	80	2,978	7.5	D
61	Educational services.....	5	a	195	1,301	2.6	D
62	Health care and social assistance	249	2,754	4,860	114,663	5.1	2.4
623	Nursing and residential care facilities	235	g	624	19,992	37.7	D
6232	Residential mental retardation/health and substance abuse facility	232	g	331	4,255	70.1	D
62321	Residential mental retardation facilities	232	g	299	3,647	77.6	D
71	Arts, entertainment, and recreation	1	a	699	10,801	0.1	D
72	Accommodation and food services	33	2,234	3,650	61,711	0.9	3.6
721	Accommodation.....	3	g	387	9,977	0.8	D
7211	Traveler accommodation.....	3	g	331	9,816	0.9	D
72111	Hotels (except casino hotels) and motels	3	g	302	9,695	1.0	D
722	Food services and drinking places	30	f	3,263	51,734	0.9	D
7223	Special food services.....	29	675	115	1,447	25.2	46.6
72231	Food service contractors	29	675	86	1,290	33.7	52.3
81	Other services (except public administration).....	15	71	2,927	16,527	0.5	0.4

Table A2.1 Number and Employment of Foreign-Owned Establishments in Each State, by Detailed Industry—Continues

NAICS code	Industry	Foreign-owned establishments		All U.S. establishments		Foreign-owned establishments as a percentage of all U.S. establishments ²	
		Number of establishments	Number of employees	Number of establishments	Number of employees ¹	Number of establishments	Number of employees
Wisconsin							
	All industries	1,645	86,205	138,477	2,408,377	1.2	3.6
21	Mining	4	c	136	3,514	2.9	D
22	Utilities	4	c	265	15,721	1.5	D
23	Construction	7	482	14,673	126,261	*	0.4
238	Specialty trade contractors	6	e	9,967	80,718	0.1	D
2389	Other specialty trade contractors	2	e	1,186	10,439	0.2	D
23891	Site preparation contractors	1	e	689	7,276	0.1	D
31-33	Manufacturing	238	37,669	9,668	486,907	2.5	7.7
42	Wholesale trade	247	7,740	7,326	117,706	3.4	6.6
423	Durable goods merchant wholesalers	187	5,081	4,482	75,060	4.2	6.8
4231	Motor vehicle and parts and supplies merchant wholesalers	10	411	449	9,879	2.2	4.2
42312	Motor vehicle supplies and new parts merchant wholesalers	7	e	221	h	3.2	D
4233	Lumber and other construction material merchant wholesalers	23	275	360	5,297	6.4	5.2
4234	Professional and commercial equipment and supplies merchant wholesalers	16	e	525	13,336	3.0	D
4235	Metal and mineral (except petrol) merchant wholesalers	8	e	157	g	5.1	D
42351	Metal service centers and other metal merchant wholesalers	8	e	151	2,379	5.3	D
4236	Electrical goods merchant wholesalers	35	739	484	9,101	7.2	8.1
42361	Electrical apparatus and equipment and wiring supplies merchant wholesalers	29	537	287	6,825	10.1	7.9
4237	Hardware, plumbing, and heating equipment and supplies merchant wholesalers	44	746	359	5,660	12.3	13.2
42371	Hardware merchant wholesalers	16	e	116	2,410	13.8	D
42372	Plumbing and heating equipment and supplies merchant wholesalers	26	e	135	1,908	19.3	D
4238	Machinery, equipment, and supplies merchant wholesalers	43	2,024	1,470	20,150	2.9	10.0
42381	Construction and mining machinery and equipment merchant wholesalers	10	808	124	2,469	8.1	32.7
42383	Industrial machinery and equipment merchant wholesalers	24	867	734	8,974	3.3	9.7
42384	Industrial supplies merchant wholesalers	5	297	160	2,228	3.1	13.3
424	Nondurable goods merchant wholesalers	58	h	2,105	37,918	2.8	D
4241	Paper and paper product merchant wholesalers	13	957	211	3,541	6.2	27.0
42413	Industrial and personal service paper merchant wholesalers	5	f	96	2,136	5.2	D
4242	Drugs and druggists' sundries merchant wholesalers	4	641	103	2,954	3.9	21.7
42421	Drugs and druggists' sundries merchant wholesalers	4	641	103	2,954	3.9	21.7
4244	Grocery and related products merchant wholesalers	12	686	512	13,985	2.3	4.9
42449	Other grocery and related products merchant wholesalers	8	611	188	4,662	4.3	13.1
44-45	Retail trade	330	3,366	21,205	320,140	1.6	1.1
441	Motor vehicle and parts dealers	41	e	2,706	37,848	1.5	D
4413	Automotive parts, accessories, and tire stores	41	e	1,020	7,716	4.0	D
44132	Tire dealers	41	e	274	2,247	15.0	D
444	Building material and garden equipment and supplies dealers	15	e	2,113	30,096	0.7	D
4441	Building material and supplies dealers	15	e	1,555	25,161	1.0	D
44419	Other building material dealers	12	e	798	7,816	1.5	D
445	Food and beverage stores	56	f	2,155	56,874	2.6	D
4451	Grocery stores	54	f	1,188	50,931	4.5	D
44511	Supermarkets and other grocery (except convenience) stores	54	f	1,054	50,527	5.1	D
446	Health and personal care stores	133	889	1,421	19,694	9.4	4.5
4461	Health and personal care stores	133	889	1,421	19,694	9.4	4.5
44613	Optical goods stores	69	f	238	1,404	29.0	D
448	Clothing and clothing accessories stores	60	834	2,239	21,749	2.7	3.8
4481	Clothing stores	23	382	1,377	16,181	1.7	2.4
4483	Jewelry, luggage, and leather goods stores	29	e	440	2,583	6.6	D
44831	Jewelry stores	25	e	429	2,542	5.8	D
48-49	Transportation and warehousing	102	4,224	5,606	104,717	1.8	4.0
485	Transit and ground passenger transportation	19	1,801	554	14,084	3.4	12.8
4854	School and employee bus transportation	15	g	263	9,373	5.7	D
48541	School and employee bus transportation	15	g	263	9,373	5.7	D
488	Support activities for transportation	27	910	565	6,884	4.8	13.2
4881	Support activities for air transportation	5	e	98	2,373	5.1	D
4885	Freight transportation arrangement	20	525	275	2,591	7.3	20.3
48851	Freight transportation arrangement	20	525	275	2,591	7.3	20.3
493	Warehousing and storage	23	1,142	321	14,992	7.2	7.6
4931	Warehousing and storage	23	1,142	321	14,992	7.2	7.6
49311	General warehousing and storage	15	f	242	13,795	6.2	D
51	Information	57	1,560	2,286	54,179	2.5	2.9
511	Publishing industries (except Internet)	18	1,095	600	19,751	3.0	5.5
5112	Software publishers	10	f	103	6,308	9.7	D
51121	Software publishers	10	f	103	6,308	9.7	D
517	Telecommunications	35	298	929	16,856	3.8	1.8
52	Finance and insurance	95	4,616	9,663	144,531	1.0	3.2
522	Credit intermediation and related activities	25	f	4,374	56,367	0.6	D
5222	Nondepository credit intermediation	20	e	683	6,992	2.9	D
52222	Sales financing	2	e	102	1,466	2.0	D
523	Securities intermediation and related activities	23	f	1,462	9,947	1.6	D
5231	Securities and commodity contracts intermediation and brokerage	21	e	832	5,097	2.5	D
52312	Securities brokerage	21	e	791	4,892	2.7	D
524	Insurance carriers and related activities	47	3,595	3,827	78,217	1.2	4.6
5241	Insurance carriers	41	3,177	660	57,790	6.2	5.5
52411	Direct life, health, and medical insurance carriers	27	2,170	257	37,354	10.5	5.8
52412	Other direct insurance carriers	12	g	396	20,293	3.0	D
5242	Agencies, brokerages, and other insurance-related activities	6	418	3,167	20,427	0.2	2.0
52429	Other insurance related activities	3	e	217	6,194	1.4	D

Table A2.1 Number and Employment of Foreign-Owned Establishments in Each State, by Detailed Industry—Table Ends

NAICS code	Industry	Foreign-owned establishments		All U.S. establishments		Foreign-owned establishments as a percentage of all U.S. establishments ²	
		Number of establishments	Number of employees	Number of establishments	Number of employees ¹	Number of establishments	Number of employees
53	Real estate and rental and leasing	6	b	5,119	27,226	0.1	D
54	Professional, scientific, and technical services	44	2,101	11,305	98,050	0.4	2.1
541	Professional, scientific, and technical services	44	2,101	11,305	98,050	0.4	2.1
5413	Architectural, engineering, and related services	11	621	1,704	17,133	0.6	3.6
54133	Engineering services	9	f	828	10,849	1.1	D
5415	Computer systems design and related services	3	e	1,370	12,681	0.2	D
54151	Computer systems design and related services	3	e	1,370	12,681	0.2	D
5416	Management, scientific, and technical consulting services	18	478	1,575	9,263	1.1	5.2
54162	Environmental consulting services	8	380	127	943	6.3	40.3
5418	Advertising and related services	4	e	623	6,902	0.6	D
54189	Other services related to advertising	1	e	183	1,863	0.5	D
55	Management of companies and enterprises	57	6,112	1,060	60,300	5.4	10.1
551	Management of companies and enterprises	57	6,112	1,060	60,300	5.4	10.1
5511	Management of companies and enterprises	57	6,112	1,060	60,300	5.4	10.1
55111	Management of companies and enterprises	57	6,112	1,060	60,300	5.4	10.1
56	Administrative and support and waste management and remediation service	126	7,245	6,930	135,149	1.8	5.4
561	Administrative and support services	102	i	6,415	128,939	1.6	D
5613	Employment services	39	2,879	988	64,906	3.9	4.4
56132	Temporary help services	38	h	662	55,940	5.7	D
5614	Business support services	2	f	515	14,078	0.4	D
56142	Telephone call centers	1	f	78	8,507	1.3	D
5616	Investigation and security services	30	2,193	309	6,984	9.7	31.4
56161	Investigation, guard, and armored car services	27	g	190	6,101	14.2	D
562	Waste management and remediation services	24	g	515	6,210	4.7	D
5621	Waste collection	16	f	186	3,764	8.6	D
56211	Waste collection	16	f	186	3,764	8.6	D
61	Educational services	9	b	917	8,029	1.0	D
62	Health care and social assistance	46	4,670	14,417	369,289	0.3	1.3
621	Ambulatory health care services	15	g	8,146	116,510	0.2	D
6213	Offices of other health practitioners	1	g	2,453	15,856	*	D
62134	Offices of physical, occupational and speech therapists, and audiology	1	g	417	6,297	0.2	D
623	Nursing and residential care facilities	29	g	2,298	74,866	1.3	D
6231	Nursing care facilities	27	g	360	36,287	7.5	D
62311	Nursing care facilities	27	g	360	36,287	7.5	D
71	Arts, entertainment, and recreation	5	b	2,738	42,791	0.2	D
72	Accommodation and food services	174	5,083	14,439	227,475	1.2	2.2
722	Food services and drinking places	168	h	12,925	192,650	1.3	D
7223	Special food services	155	4,638	621	9,748	25.0	47.6
72231	Food service contractors	155	4,638	373	6,727	41.6	68.9
81	Other services (except public administration)	94	797	10,724	66,392	0.9	1.2
811	Repair and maintenance	61	349	4,461	23,560	1.4	1.5
812	Personal and laundry services	33	448	4,361	27,506	0.8	1.6
8121	Personal care services	30	e	2,695	15,838	1.1	D
81219	Other personal care services	29	e	376	2,424	7.7	D
Wyoming							
21	All industries	256	8,956	19,729	216,215	1.3	4.1
211	Mining	24	4,279	786	30,965	3.1	13.8
2111	Oil and gas extraction	6	362	179	4,800	3.4	7.5
21111	Oil and gas extraction	6	362	179	4,800	3.4	7.5
212	Mining, except oil and gas	10	g	56	9,067	17.9	D
2121	Coal mining	3	g	16	6,783	18.8	D
21211	Coal mining	3	g	16	6,783	18.8	D
2123	Nonmetallic mineral mining and quarrying	4	251	33	2,174	12.1	11.5
213	Support activities for mining	8	g	551	17,098	1.5	D
2131	Support activities for mining	8	g	551	17,098	1.5	D
21311	Support activities for mining	8	g	551	17,098	1.5	D
23	Construction	4	e	2,802	22,534	0.1	D
237	Heavy and civil engineering construction	4	e	263	6,881	1.5	D
31-33	Manufacturing	18	1,254	595	11,557	3.0	10.9
42	Wholesale trade	37	392	826	7,646	4.5	5.1
423	Durable goods merchant wholesalers	31	281	545	5,215	5.7	5.4
44-45	Retail trade	41	408	2,951	32,033	1.4	1.3
447	Gasoline stations	25	e	397	4,336	6.3	D
4471	Gasoline stations	25	e	397	4,336	6.3	D
44711	Gasoline stations with convenience stores	25	e	281	2,275	8.9	D
48-49	Transportation and warehousing	11	247	916	8,667	1.2	2.8
51	Information	9	b	329	4,159	2.7	D
52	Finance and insurance	45	e	981	6,854	4.6	D
522	Credit intermediation and related activities	28	e	416	4,509	6.7	D
53	Real estate and rental and leasing	14	358	1,121	4,651	1.2	7.7
532	Rental and leasing services	14	358	247	2,336	5.7	15.3
5324	Commercial and industrial machinery and equipment rental and leasing	13	e	95	1,453	13.7	D
53241	Construction/transportation/mining/forestry machinery and equipment rental and leasing	12	339	77	g	15.6	D
54	Professional, scientific, and technical services	9	b	1,899	8,827	0.5	D
55	Management of companies and enterprises	10	e	81	g	12.3	D
551	Management of companies and enterprises	10	e	81	g	12.3	D
5511	Management of companies and enterprises	10	e	81	g	12.3	D
55111	Management of companies and enterprises	10	e	81	g	12.3	D
56	Administrative and support and waste management and remediation service	10	e	904	7,118	1.1	D
561	Administrative and support services	8	e	819	6,565	1.0	D
5613	Employment services	4	e	47	1,977	8.5	D
56132	Temporary help services	4	e	34	1,806	11.8	D
61	Educational services	1	a	128	851	0.8	D
62	Health care and social assistance	2	b	1,710	29,242	0.1	D
71	Arts, entertainment, and recreation	2	a	435	4,045	0.5	D
72	Accommodation and food services	13	209	1,768	26,992	0.7	0.8
81	Other services (except public administration)	6	40	1,385	6,526	0.4	0.6

NOTE: The following ranges are given in employment cells that are suppressed: a—0 to 19; b—20 to 99; c—100 to 249; e—250 to 499; f—500 to 999; g—1,000 to 2,499; h—2,500 to 4,999; i—5,000 to 9,999; j—10,000 to 24,999; k—25,000 to 49,999; l—50,000 to 99,999; m—100,000 or more.

Table A3.1 Number, Employment, Payroll, and Shipments or Sales of Canadian-Owned Establishments, by Industry—Continues

NAICS code	Industry	Number of establishments	Number of employees	Millions of dollars	
				Payroll	Shipments or sales
	All industries	18,428	544,308	26,945	203,677
21	Mining	106	8,973	741	11,237
211	Oil and gas extraction.....	64	2,320	272	6,388
2111	Oil and gas extraction.....	64	2,320	272	6,388
21111	Oil and gas extraction.....	64	2,320	272	6,388
212	Mining, except oil and gas.....	30	i	D	D
2122	Metal ore mining.....	25	5,972	423	4,633
21222	Gold ore and silver ore mining.....	16	4,581	314	2,528
21223	Copper, nickel, lead, and zinc mining.....	3	g	D	D
22	Utilities	45	g	D	D
221	Utilities.....	45	g	D	D
2211	Electric power generation, transmission, and distribution.....	41	g	D	D
23	Construction	101	11,181	545	4,001
236	Construction of buildings.....	26	h	D	D
2362	Nonresidential building construction.....	12	g	D	D
23622	Commercial building construction.....	12	g	D	D
237	Heavy and civil engineering construction.....	14	4,729	229	904
2371	Utility system construction.....	6	h	D	D
23713	Power and communication system construction.....	1	g	D	D
238	Specialty trade contractors.....	61	h	D	D
2382	Building equipment contractors.....	7	g	D	D
2383	Building finishing contractors.....	44	g	D	D
23831	Drywall and insulation contractors.....	40	g	D	D
31-33	Manufacturing	684	130,373	6,411	54,605
42	Wholesale trade	1,337	40,726	2,809	41,708
423	Durable goods merchant wholesalers.....	640	27,314	2,097	25,327
4231	Motor vehicle and parts and supplies merchant wholesalers.....	144	g	D	D
42312	Motor vehicle supplies and new parts merchant wholesalers.....	138	g	D	D
4233	Lumber and other construction material merchant wholesalers.....	52	g	D	D
4234	Professional and commercial equipment and supplies merchant wholesalers.....	91	6,566	681	3,442
42343	Computer and peripheral equipment and software merchant wholesalers.....	80	i	D	D
4235	Metal and mineral (except petrol) merchant wholesalers.....	42	g	D	D
4236	Electrical goods merchant wholesalers.....	162	9,481	860	9,029
42369	Other electronic parts and equipment merchant wholesalers.....	158	i	D	D
4237	Hardware, plumbing, and heating equipment and supplies merchant wholesalers.....	33	g	D	D
42371	Hardware merchant wholesalers.....	12	g	D	D
4238	Machinery, equipment, and supplies merchant wholesalers.....	57	2,218	147	1,881
42386	Transportation equipment and supplies (except motor vehicle) merchant wholesalers.....	2	g	D	D
4239	Miscellaneous durable goods merchant wholesalers.....	48	2,821	157	6,099
424	Nondurable goods merchant wholesalers.....	661	12,460	637	12,810
4244	Grocery and related product merchant wholesalers.....	172	h	D	D
42449	Other grocery and related products merchant wholesalers.....	161	h	D	D
4249	Miscellaneous nondurable goods merchant wholesalers.....	431	i	D	D
42491	Farm supplies merchant wholesalers.....	324	h	D	D
42492	Book, periodical, and newspaper merchant wholesalers.....	46	h	D	D
44-45	Retail trade	7,822	81,221	1,807	21,867
445	Food and beverage stores.....	426	h	D	D
4451	Grocery stores.....	377	h	D	D
44512	Convenience stores.....	345	h	D	D
446	Health and personal care stores.....	4,401	k	D	D
4461	Health and personal care stores.....	4,401	k	D	D
44611	Pharmacies and drug stores.....	1,858	k	D	D
44619	Other health and personal care stores.....	2,543	i	D	D
447	Gasoline stations.....	2,523	j	D	D
4471	Gasoline stations.....	2,523	j	D	D
44711	Gasoline stations with convenience stores.....	2,478	j	D	D
448	Clothing and clothing accessories stores.....	339	h	D	D
4482	Shoe stores.....	297	h	D	D
44821	Shoe stores.....	297	h	D	D
454	Nonstore retailers.....	36	g	D	D
48-49	Transportation and warehousing¹	497	19,856	750	2,123
484	Truck transportation.....	193	6,245	256	786
4841	General freight trucking.....	108	4,177	185	452
48412	General freight trucking, long-distance.....	89	3,521	161	387
4842	Specialized freight trucking.....	85	2,068	71	334
48423	Specialized freight (except used goods) trucking, long-distance.....	60	g	D	D
485	Transit and ground passenger transportation.....	45	h	D	D
4854	School and employee bus transportation.....	44	h	D	D
48541	School and employee bus transportation.....	44	h	D	D
486	Pipeline transportation.....	129	1,620	71	585
4862	Pipeline transportation of natural gas.....	83	g	D	D
48621	Pipeline transportation of natural gas.....	83	g	D	D
488	Support activities for transportation.....	57	h	D	D
4881	Support activities for air transportation.....	26	g	D	D
48819	Other support activities for air transportation.....	26	g	D	D
493	Warehousing and storage.....	73	i	D	D
4931	Warehousing and storage.....	73	i	D	D
49311	General warehousing and storage.....	43	h	D	D
49319	Other warehousing and storage.....	24	g	D	D

See the notes at the end of the table.

Table A3.1 Number, Employment, Payroll, and Shipments or Sales of Canadian-Owned Establishments, by Industry—Table Ends

NAICS code	Industry	Number of establishments	Number of employees	Millions of dollars	
				Payroll	Shipments or sales
51	Information	210	22,665	1,579	5,258
511	Publishing industries (except Internet)	131	19,456	1,269	4,086
5111	Newspaper, periodical, book, and directory publishers	104	15,489	996	3,200
51111	Newspaper publishers	31	h	D	D
51112	Periodical publishers	42	g	D	D
51113	Book publishers	22	i	D	D
51114	Directory and mailing list publishers	8	g	D	D
5112	Software publishers	27	3,967	273	886
51121	Software publishers	27	3,967	273	886
518	Internet service providers, Web search portals, and data processing	32	1,921	211	698
5182	Data processing, hosting, and related services	32	1,921	211	698
51821	Data processing, hosting, and related services	32	1,921	211	698
52	Finance and insurance ²	2,269	58,046	4,934	46,152
522	Credit intermediation and related activities	1,308	20,831	1,387	8,845
5221	Depository credit intermediation	1,268	19,862	1,202	7,406
52211	Commercial banking	1,268	19,862	1,202	7,406
523	Securities intermediation and related activities	534	15,751	1,818	8,025
5231	Securities and commodity contracts intermediation and brokerage	422	13,296	1,562	7,066
52311	Investment banking and securities dealing	17	j	D	D
52312	Securities brokerage	404	g	D	D
5239	Other financial investment activities	112	2,455	256	960
52392	Portfolio management	89	1,239	192	688
524	Insurance carriers and related activities	427	21,464	1,729	29,282
5241	Insurance carriers	388	19,214	1,590	29,099
52411	Direct life, health, and medical insurance carriers	329	15,975	1,355	26,320
52412	Other direct insurance carriers	56	h	D	D
5242	Agencies, brokerages, and other insurance related activities	39	2,250	138	183
52429	Other insurance related activities	9	g	D	D
53	Real estate and rental and leasing	141	8,129	348	1,639
531	Real estate	124	i	D	D
5313	Activities related to real estate	31	6,487	241	516
53131	Real estate property managers	27	6,479	240	515
54	Professional, scientific, and technical services	385	20,907	1,666	3,685
541	Professional, scientific, and technical services	385	20,907	1,666	3,685
5412	Accounting, tax preparation, bookkeeping, and payroll services	7	1,100	45	85
54121	Accounting, tax preparation, bookkeeping, and payroll services	7	1,100	45	85
5413	Architectural, engineering, and related services	143	i	D	D
54133	Engineering services	126	i	D	D
5415	Computer systems design and related services	138	9,412	841	1,994
54151	Computer systems design and related services	138	9,412	841	1,994
5417	Scientific research and development services	27	g	D	D
54171	Research and development in the physical, engineering, and life sciences	27	g	D	D
55	Management of companies and enterprises	272	13,455	1,458	1,030
551	Management of companies and enterprises	272	13,455	1,458	1,030
5511	Management of companies and enterprises	272	13,455	1,458	1,030
55111	Management of companies and enterprises	272	13,455	1,458	1,030
56	Administrative and support and waste management and remediation services	210	25,548	898	1,639
561	Administrative and support services	130	j	D	D
5614	Business support services	51	j	D	D
56142	Telephone call centers	41	17,308	331	536
5616	Investigation and security services	33	h	D	D
56161	Investigation, guard, and armored car services	33	h	D	D
562	Waste management and remediation services	80	h	D	D
5621	Waste collection	62	g	D	D
56211	Waste collection	62	g	D	D
61	Educational services	30	g	D	D
611	Educational services	30	g	D	D
6115	Technical and trade schools	21	1,696	83	224
61151	Technical and trade schools	21	1,696	83	224
62	Health care and social assistance	4,041	88,663	2,483	5,883
621	Ambulatory health care services	518	k	D	D
6211	Offices of physicians	94	h	D	D
62111	Offices of physicians	94	h	D	D
6213	Offices of other health practitioners	22	3,848	161	258
62134	Offices of physical, occupational and speech therapists, and audiologists	12	h	D	D
6216	Home health care services	187	i	D	D
62161	Home health care services	187	i	D	D
6219	Other ambulatory health care services	122	j	D	D
62191	Ambulance services	119	j	D	D
623	Nursing and residential care facilities	3,425	l	D	D
6231	Nursing care facilities	238	j	D	D
62311	Nursing care facilities	238	j	D	D
6232	Residential mental retardation/health and substance abuse facilities	3,117	k	D	D
62321	Residential mental retardation facilities	3,114	k	D	D
624	Social assistance	93	h	D	D
6241	Individual and family services	71	g	D	D
62412	Services for the elderly and persons with disabilities	47	g	D	D
6243	Vocational rehabilitation services	22	g	D	D
62431	Vocational rehabilitation services	22	g	D	D
71	Arts, entertainment, and recreation	37	i	D	D
711	Performing arts, spectator sports, and related industries	18	h	D	D
7112	Spectator sports	15	h	D	D
71121	Spectator sports	15	h	D	D
72	Accommodation and food services	80	h	D	D
722	Food services and drinking places	71	h	D	D
7221	Full-service restaurants	39	h	D	D
72211	Full-service restaurants	39	h	D	D
81	Other services (except public administration)	161	h	D	D
811	Repair and maintenance	84	g	D	D

NOTES: This table shows all two, three, four, and five-digit industries in which Canadian-owned establishments have at least 1,000 employees. The following ranges are given in employment cells that are suppressed: a—0 to 19; b—20 to 99; c—100 to 249; e—250 to 499; f—500 to 999; g—1,000 to 2,499; h—2,500 to 4,999; i—5,000 to 9,999; j—10,000 to 24,999; k—25,000 to 49,999; l—50,000 to 99,999; m—100,000 or more.

Table A3.2 Number, Employment, Payroll, and Shipments or Sales of French-Owned Establishments, by Industry—Continues

NAICS code	Industry	Number of establishments	Number of employees	Millions of dollars	
				Payroll	Shipments or sales
	All industries	14,410	564,820	34,243	243,347
21	Mining	101	h	D	D
211	Oil and gas extraction	2	g	D	D
2111	Oil and gas extraction	2	g	D	D
21111	Oil and gas extraction	2	g	D	D
212	Mining, except oil and gas	92	2,913	157	1,121
2123	Nonmetallic mineral mining and quarrying	91	h	D	D
21231	Stone mining and quarrying	47	1,469	80	643
21232	Sand, gravel, clay, and refractory mining	38	g	D	D
22	Utilities	272	5,349	340	3,495
221	Utilities	272	5,349	340	3,495
2213	Water, sewage, and other systems	243	h	D	D
22131	Water supply and irrigation systems	108	g	D	D
22132	Sewage treatment facilities	128	g	D	D
23	Construction	162	10,600	765	3,796
237	Heavy and civil engineering construction	61	i	D	D
2373	Highway, street, and bridge construction	59	3,126	204	1,582
23731	Highway, street, and bridge construction	59	3,126	204	1,582
2379	Other heavy construction	1	g	D	D
23799	Other heavy construction	1	g	D	D
238	Specialty trade contractors	100	h	D	D
2382	Building equipment contractors	100	h	D	D
23821	Electrical contractors	90	h	D	D
23822	Plumbing and HVAC contractors	10	g	D	D
31-33	Manufacturing	928	118,458	5,953	59,061
42	Wholesale trade	1,658	38,132	2,570	70,140
423	Durable goods merchant wholesalers	1,061	26,627	1,724	28,122
4231	Motor vehicle and parts and supplies merchant wholesalers	142	g	D	D
42313	Tire and tube merchant wholesalers	141	g	D	D
4232	Furniture and home furnishing merchant wholesalers	16	1,199	51	821
42322	Home furnishing merchant wholesalers	13	1,193	50	819
4233	Lumber and other construction material merchant wholesalers	176	2,841	91	5,343
42339	Other construction material merchant wholesalers	72	g	D	D
4234	Professional and commercial equipment and supplies merchant wholesalers	152	5,722	290	2,499
42343	Computer and peripheral equipment and software merchant wholesalers	15	1,320	154	1,524
42346	Ophthalmic goods merchant wholesalers	95	h	D	D
4236	Electrical goods merchant wholesalers	347	9,530	902	14,013
42361	Electrical apparatus and equipment and wiring supplies merchant wholesalers	274	i	D	D
42369	Other electronic parts and equipment merchant wholesalers	69	2,821	348	7,448
4238	Machinery, equipment, and supplies merchant wholesalers	192	3,843	186	2,633
42383	Industrial machinery and equipment merchant wholesalers	44	g	D	D
42385	Service establishment equipment and supplies merchant wholesalers	120	g	D	D
4239	Miscellaneous durable goods merchant wholesalers	24	g	D	D
424	Nondurable goods merchant wholesalers	582	11,076	828	41,053
4242	Drugs and druggists' sundries merchant wholesalers	144	4,610	370	17,548
42421	Drugs and druggists' sundries merchant wholesalers	144	4,610	370	17,548
4244	Grocery and related product merchant wholesalers	29	g	D	D
4246	Chemicals and allied products merchant wholesalers	349	3,891	248	5,241
42469	Other chemicals and allied products merchant wholesalers	345	3,879	247	5,170
44-45	Retail trade	1,128	25,474	644	6,618
442	Furniture and home furnishings stores	154	g	D	D
4422	Home furnishings stores	153	1,462	21	176
44229	Other home furnishings stores	153	1,462	21	176
444	Building material and garden equipment and supplies dealers	75	g	D	D
4441	Building material and supplies dealers	75	g	D	D
44419	Other building material dealers	75	g	D	D
446	Health and personal care stores	242	i	D	D
4461	Health and personal care stores	242	i	D	D
44612	Cosmetics, beauty supplies, and perfume stores	239	i	D	D
448	Clothing and clothing accessories stores	525	10,112	201	2,306
4481	Clothing stores	400	i	D	D
44812	Women's clothing stores	226	6,413	39	310
44815	Clothing accessories stores	139	g	D	D
4483	Jewelry, luggage, and leather goods stores	118	g	D	D
44832	Luggage and leather goods stores	102	g	D	D
452	General merchandise stores	9	g	D	D
4529	Other general merchandise stores	9	g	D	D
45299	All other general merchandise stores	9	g	D	D
454	Nonstore retailers	38	4,887	125	1,461
4541	Electronic shopping and mail-order houses	9	h	D	D
45411	Electronic shopping and mail-order houses	9	h	D	D
48-49	Transportation and warehousing¹	273	31,243	1,037	1,602
485	Transit and ground passenger transportation	72	i	D	D
4851	Urban transit systems	55	i	D	D
48511	Urban transit systems	55	i	D	D
4859	Other transit and ground passenger transportation	15	g	D	D
48599	Other transit and ground passenger transportation	15	g	D	D
488	Support activities for transportation	128	13,360	360	806
4881	Support activities for air transportation	90	11,912	304	693
48811	Airport operations	78	10,622	228	439
48819	Other support activities for air transportation	12	1,290	76	254
4885	Freight transportation arrangement	36	g	D	D
48851	Freight transportation arrangement	36	g	D	D
493	Warehousing and storage	52	h	D	D
4931	Warehousing and storage	52	h	D	D
49311	General warehousing and storage	44	h	D	D

See the notes at the end of the table.

Table A3.2 Number, Employment, Payroll, and Shipments or Sales of French-Owned Establishments, by Industry—Table Ends

NAICS code	Industry	Number of establishments	Number of employees	Millions of dollars	
				Payroll	Shipments or sales
51	Information	561	32,231	3,060	15,464
511	Publishing industries (except Internet)	83	5,590	608	2,751
5111	Newspaper, periodical, book, and directory publishers	21	2,310	193	1,321
51112	Periodical publishers	10	1,188	107	605
5112	Software publishers	62	3,280	415	1,430
51121	Software publishers	62	3,280	415	1,430
512	Motion picture and sound recording industries	76	8,742	868	5,966
5121	Motion picture and video industries	50	i	D	D
51211	Motion picture and video production	37	h	D	D
51219	Postproduction and other motion picture and video industries	9	g	D	D
5122	Sound recording industries	26	g	D	D
51222	Integrated record production/distribution	22	g	D	D
515	Broadcasting (except Internet)	366	j	D	D
5151	Radio and television broadcasting	292	j	D	D
51512	Television broadcasting	290	j	D	D
5152	Cable and other subscription programming	74	g	D	D
51521	Cable and other subscription programming	74	g	D	D
517	Telecommunications	24	g	D	D
5171	Wired telecommunications carriers	23	g	D	D
51711	Wired telecommunications carriers	23	g	D	D
52	Finance and insurance ²	1,122	40,084	6,965	58,894
522	Credit intermediation and related activities	729	j	D	D
5221	Depository credit intermediation	721	14,418	1,140	16,392
52211	Commercial banking	721	14,418	1,140	16,392
523	Securities intermediation and related activities	145	i	D	D
5231	Securities and commodity contracts intermediation and brokerage	25	i	D	D
52311	Investment banking and securities dealing	6	2,955	1,041	9,383
52312	Securities brokerage	12	g	D	D
5239	Other financial investment activities	120	i	D	D
52392	Portfolio management	107	i	D	D
524	Insurance carriers and related activities	248	i	D	D
5241	Insurance carriers	161	j	D	D
52411	Direct life, health, and medical insurance carriers	145	j	D	D
53	Real estate and rental and leasing	45	g	D	D
54	Professional, scientific, and technical services	441	54,152	5,202	8,051
541	Professional, scientific, and technical services	441	54,152	5,202	8,051
5413	Architectural, engineering, and related services	68	9,663	1,128	2,698
54133	Engineering services	37	7,598	906	1,947
54136	Geophysical surveying and mapping services	5	g	D	D
5415	Computer systems design and related services	126	8,160	878	2,011
54151	Computer systems design and related services	126	8,160	878	2,011
5416	Management, scientific, and technical consulting services	32	g	D	D
54161	Management consulting services	16	g	D	D
5417	Scientific research and development services	65	20,003	1,906	564
54171	Research and development in the physical, engineering, and life sciences	65	20,003	1,906	564
5418	Advertising and related services	122	j	D	D
54181	Advertising agencies	84	i	D	D
54183	Media buying services	18	g	D	D
5419	Other professional, scientific, and technical services	23	g	D	D
55	Management of companies and enterprises	1,484	37,459	3,804	592
551	Management of companies and enterprises	1,484	37,459	3,804	592
5511	Management of companies and enterprises	1,484	37,459	3,804	592
55111	Management of companies and enterprises	1,484	37,459	3,804	592
56	Administrative and support and waste management and remediation services	502	31,458	1,048	3,201
561	Administrative and support services	293	k	D	D
5612	Facilities support services	126	3,578	96	191
56121	Facilities support services	126	3,578	96	191
5614	Business support services	68	15,214	422	943
56142	Telephone call centers	41	j	D	D
56145	Credit bureaus	10	g	D	D
5617	Services to buildings and dwellings	51	h	D	D
56172	Janitorial services	51	h	D	D
562	Waste management and remediation services	209	i	D	D
5621	Waste collection	84	h	D	D
56211	Waste collection	84	h	D	D
5622	Waste treatment and disposal	101	2,259	131	650
56221	Waste treatment and disposal	101	2,259	131	650
71	Arts, entertainment, and recreation	12	12,162	379	1,939
713	Amusement, gambling, and recreation industries	6	j	D	D
7131	Amusement parks and arcades	5	D	D	D
71311	Amusement and theme parks	5	j	D	D
72	Accommodation and food services	5,688	m	D	D
721	Accommodation	727	j	D	D
7211	Traveler accommodation	727	j	D	D
72111	Hotels (except casino hotels) and motels	727	j	D	D
722	Food services and drinking places	4,961	m	D	D
7222	Limited-service eating places	64	g	D	D
72221	Limited-service eating places	64	g	D	D
7223	Special food services	4,893	m	D	D
72231	Food service contractors	4,891	m	D	D
81	Other services (except public administration)	29	g	D	D
812	Personal and laundry services	17	g	D	D
8123	Drycleaning and laundry services	16	g	D	D
81233	Linen and uniform supply	15	g	D	D

NOTES: This table shows all two-, three-, four-, and five-digit industries in which French-owned establishments have at least 1,000 employees.
The following ranges are given in employment cells that are suppressed: a—0 to 19; b—20 to 99; c—100 to 249; e—250 to 499; f—500 to 999; g—1,000 to 2,499; h—2,500 to 4,999; i—5,000 to 9,999; j—10,000 to 24,999; k—25,000 to 49,999; l—50,000 to 99,999; m—100,000 or more.

Table A3.3 Number, Employment, Payroll, and Shipments or Sales of German-Owned Establishments, by Industry—Continues

NAICS code	Industry	Number of establishments	Number of employees	Millions of dollars	
				Payroll	Shipments or sales
	All industries	11,662	704,150	47,937	459,956
22	Utilities	242	10,823	733	5,480
221	Utilities.....	242	10,823	733	5,480
2211	Electric power generation, transmission, and distribution.....	105	h	D	D
22111	Electric power generation.....	22	1,611	128	1,404
22112	Electric power transmission, control, and distribution.....	83	g	D	D
2213	Water, sewage, and other systems.....	137	i	D	D
22131	Water supply and irrigation systems.....	133	i	D	D
23	Construction	263	26,436	1,680	13,887
236	Construction of buildings.....	35	i	D	D
2362	Nonresidential building construction.....	34	i	D	D
23622	Commercial building construction.....	34	i	D	D
237	Heavy and civil engineering construction.....	12	h	D	D
2371	Utility system construction.....	5	g	D	D
23711	Water and sewer system construction.....	3	g	D	D
238	Specialty trade contractors.....	216	16,413	918	3,060
2382	Building equipment contractors.....	155	j	D	D
23821	Electrical contractors.....	11	g	D	D
23822	Plumbing and HVAC contractors.....	15	h	D	D
23829	Other building equipment contractors.....	129	i	D	D
2389	Other specialty trade contractors.....	56	h	D	D
23899	All other specialty trade contractors.....	53	h	D	D
31–33	Manufacturing	1,270	242,545	13,717	141,151
42	Wholesale trade	1,406	58,471	4,209	149,624
423	Durable goods merchant wholesalers.....	1,192	45,800	3,322	134,833
4231	Motor vehicle and parts and supplies merchant wholesalers.....	139	10,515	710	95,276
42311	Automobile and other motor vehicle merchant wholesalers.....	56	3,051	251	82,339
42312	Motor vehicle supplies and new parts merchant wholesalers.....	81	i	D	D
4234	Professional and commercial equipment and supplies merchant wholesalers.....	109	8,462	835	10,398
42345	Medical, dental, and hospital equipment and supplies merchant wholesalers.....	65	5,718	644	8,302
4235	Metal and mineral (except petroleum) merchant wholesalers.....	101	3,591	214	5,759
42351	Metal service centers and other metal merchant wholesalers.....	101	3,591	214	5,759
4236	Electrical goods merchant wholesalers.....	202	6,933	530	5,660
42361	Electrical apparatus and equipment and wiring supplies merchant wholesalers.....	95	h	D	D
42369	Other electronic parts and equipment merchant wholesalers.....	97	2,085	182	1,886
4237	Hardware, plumbing, and heating equipment and supplies merchant wholesalers.....	218	h	D	D
42371	Hardware merchant wholesalers.....	110	3,128	159	1,950
42372	Plumbing and heating equipment and supplies merchant wholesalers.....	107	g	D	D
4238	Machinery, equipment, and supplies merchant wholesalers.....	321	9,394	649	6,740
42383	Industrial machinery and equipment merchant wholesalers.....	277	7,818	550	5,524
424	Nondurable goods merchant wholesalers.....	205	12,569	880	14,448
4242	Drugs and druggists' sundries merchant wholesalers.....	14	3,499	283	3,544
42421	Drugs and druggists' sundries merchant wholesalers.....	14	3,499	283	3,544
4243	Apparel, piece goods, and notions merchant wholesalers.....	51	2,810	178	3,446
42434	Footwear merchant wholesalers.....	5	g	D	D
4246	Chemicals and allied products merchant wholesalers.....	88	4,951	330	4,721
42469	Other chemicals and allied products merchant wholesalers.....	67	4,572	302	3,550
44–45	Retail trade	3,314	80,963	2,058	22,397
442	Furniture and home furnishings stores.....	181	i	D	D
4421	Furniture stores.....	71	g	D	D
44211	Furniture stores.....	71	g	D	D
4422	Home furnishings stores.....	110	h	D	D
44229	Other home furnishings stores.....	110	h	D	D
443	Electronics and appliance stores.....	936	i	D	D
4431	Electronics and appliance stores.....	936	i	D	D
44311	Appliance, television, and other electronics stores.....	936	i	D	D
445	Food and beverage stores.....	1,483	l	D	D
4451	Grocery stores.....	1,464	l	D	D
44511	Supermarkets and other grocery (except convenience) stores.....	1,464	l	D	D
448	Clothing and clothing accessories stores.....	633	7,600	114	1,124
4482	Shoe stores.....	586	6,635	95	972
44821	Shoe stores.....	586	6,635	95	972
454	Nonstore retailers.....	60	2,222	127	1,929
4541	Electronic shopping and mail-order houses.....	34	1,923	121	1,898
45411	Electronic shopping and mail-order houses.....	34	1,923	121	1,898
48–49	Transportation and warehousing ¹	1,574	75,568	3,271	10,719
484	Truck transportation.....	21	g	D	D
4841	General freight trucking.....	7	g	D	D
488	Support activities for transportation.....	613	21,075	877	3,210
4885	Freight transportation arrangement.....	610	20,762	862	3,139
48851	Freight transportation arrangement.....	610	20,762	862	3,139
492	Couriers and messengers.....	545	k	D	D
4921	Couriers.....	539	k	D	D
49211	Couriers.....	539	k	D	D
493	Warehousing and storage.....	389	j	D	D
4931	Warehousing and storage.....	389	j	D	D
49311	General warehousing and storage.....	331	j	D	D
49319	Other warehousing and storage.....	56	g	D	D

See the notes at the end of the table.

Table A3.3 Number, Employment, Payroll, and Shipments or Sales of German-Owned Establishments, by Industry—Table Ends

NAICS code	Industry	Number of establishments	Number of employees	Millions of dollars	
				Payroll	Shipments or sales
51	Information	847	45,904	3,611	24,923
511	Publishing industries (except Internet)	50	j	D	D
5111	Newspaper, periodical, book, and directory publishers	13	h	D	D
51113	Book publishers	8	h	D	D
5112	Software publishers	37	i	D	D
51121	Software publishers	37	i	D	D
512	Motion picture and sound recording industries	9	h	D	D
5122	Sound recording industries	7	h	D	D
51222	Integrated record production/distribution	7	h	D	D
517	Telecommunications	776	k	D	D
5172	Wireless telecommunications carriers (except satellite)	775	k	D	D
51721	Wireless telecommunications carriers (except satellite)	775	k	D	D
518	Internet service providers, Web search portals, and data processing	9	g	D	D
5182	Data processing, hosting, and related services	9	g	D	D
51821	Data processing, hosting, and related services	9	g	D	D
52	Finance and insurance	358	30,291	8,299	74,486
522	Credit intermediation and related activities	107	j	D	D
5221	Depository credit intermediation	27	6,026	2,236	14,285
52211	Commercial banking	27	6,026	2,236	14,285
5222	Nondepository credit intermediation	61	6,781	751	16,057
52222	Sales financing	53	6,365	571	14,547
523	Securities intermediation and related activities	99	i	D	D
5231	Securities and commodity contracts intermediation and brokerage	50	h	D	D
52311	Investment banking and securities dealing	10	h	D	D
52312	Securities brokerage	39	1,468	675	2,672
5239	Other financial investment activities	49	2,297	1,127	5,675
52392	Portfolio management	17	g	D	D
524	Insurance carriers and related activities	152	i	D	D
5241	Insurance carriers	134	i	D	D
52411	Direct life, health, and medical insurance carriers	1	g	D	D
52412	Other direct insurance carriers	120	i	D	D
52413	Reinsurance carriers	13	g	D	D
53	Real estate and rental and leasing	208	2,971	234	1,436
531	Real estate	153	1,801	170	804
5313	Activities related to real estate	120	g	D	D
53131	Real estate property managers	117	g	D	D
532	Rental and leasing services	50	1,164	65	601
54	Professional, scientific, and technical services	277	28,942	2,375	2,751
541	Professional, scientific, and technical services	277	28,942	2,375	2,751
5413	Architectural, engineering, and related services	60	h	D	D
54133	Engineering services	48	h	D	D
5414	Specialized design services	6	h	D	D
54142	Industrial design services	6	h	D	D
5415	Computer systems design and related services	83	3,595	258	658
54151	Computer systems design and related services	83	3,595	258	658
5416	Management, scientific, and technical consulting services	25	h	D	D
54161	Management consulting services	23	2,709	93	306
5417	Scientific research and development services	61	j	D	D
54171	Research and development in the physical, engineering, and life sciences	61	j	D	D
5419	Other professional, scientific, and technical services	35	1,160	76	282
54191	Marketing research and public opinion polling	34	g	D	D
55	Management of companies and enterprises	334	54,135	5,789	5,483
551	Management of companies and enterprises	334	54,135	5,789	5,483
5511	Management of companies and enterprises	334	54,135	5,789	5,483
55111	Management of companies and enterprises	334	54,135	5,789	5,483
56	Administrative and support and waste management and remediation services	397	10,477	461	1,462
561	Administrative and support services	373	j	D	D
5614	Business support services	16	g	D	D
5615	Travel arrangement and reservation services	45	1,141	47	219
5616	Investigation and security services	68	g	D	D
5617	Services to buildings and dwellings	151	3,809	177	592
56171	Exterminating and pest control services	14	g	D	D
56172	Janitorial services	113	g	D	D
5619	Other support services	80	g	D	D
56199	All other support services	77	g	D	D
62	Health care and social assistance	1,017	j	D	D
621	Ambulatory health care services	1,013	j	D	D
6214	Outpatient care centers	997	j	D	D
62149	Other outpatient care centers	997	j	D	D
622	Hospitals	4	g	D	D
6221	General medical and surgical hospitals	4	g	D	D
62211	General medical and surgical hospitals	4	g	D	D
72	Accommodation and food services	52	i	D	D
722	Food services and drinking places	50	i	D	D
7223	Special food services	50	i	D	D
72231	Food service contractors	50	i	D	D
81	Other services (except public administration)	84	3,992	263	949
811	Repair and maintenance	83	h	D	D
8113	Commercial and industrial machinery and equipment (except automotive/electrical) repair and maintenance	58	2,867	199	726
81131	Commercial and industrial machinery and equipment (except automotive/electrical) repair and maintenance	58	2,867	199	726

NOTES: This table shows all two-, three-, four-, and five-digit industries in which German-owned establishments have at least 1,000 employees.
The following ranges are given in employment cells that are suppressed: a—0 to 19; b—20 to 99; c—100 to 249; e—250 to 499; f—500 to 999; g—1,000 to 2,499; h—2,500 to 4,999; i—5,000 to 9,999; j—10,000 to 24,999; k—25,000 to 49,999; l—50,000 to 99,999; m—100,000 or more.

Table A3.4 Number, Employment, Payroll, and Shipments or Sales of Netherlands-Owned Establishments, by Industry—Continues

NAICS code	Industry	Number of establishments	Number of employees	Millions of dollars	
				Payroll	Shipments or sales
	All industries	6,424	384,921	19,443	307,585
21	Mining	43	i	D	D
211	Oil and gas extraction.....	32	i	D	D
2111	Oil and gas extraction.....	32	i	D	D
21111	Oil and gas extraction.....	32	i	D	D
213	Support activities for mining.....	11	h	D	D
2131	Support activities for mining.....	11	h	D	D
21311	Support activities for mining.....	11	h	D	D
23	Construction	21	h	D	D
237	Heavy and civil engineering construction.....	11	g	D	D
2373	Highway, street, and bridge construction.....	6	g	D	D
23731	Highway, street, and bridge construction.....	6	g	D	D
31-33	Manufacturing	299	54,760	3,207	63,491
42	Wholesale trade	1,428	40,937	3,074	118,437
423	Durable goods merchant wholesalers.....	910	21,716	1,602	26,778
4232	Furniture and home furnishing merchant wholesalers.....	15	1,160	58	506
42322	Home furnishing merchant wholesalers.....	8	g	D	D
4234	Professional and commercial equipment and supplies merchant wholesalers.....	414	8,296	518	6,555
42342	Office equipment merchant wholesalers.....	346	h	D	D
42343	Computer and peripheral equipment and software merchant wholesalers.....	48	3,097	190	3,329
4236	Electrical goods merchant wholesalers.....	190	4,731	570	8,184
42361	Electrical apparatus and equipment and wiring supplies merchant wholesalers.....	108	g	D	D
42369	Other electronic parts and equipment merchant wholesalers.....	79	2,464	391	3,686
4238	Machinery, equipment, and supplies merchant wholesalers.....	206	5,470	339	3,629
42383	Industrial machinery and equipment merchant wholesalers.....	61	2,904	206	1,598
42384	Industrial supplies merchant wholesalers.....	135	g	D	D
4239	Miscellaneous durable goods merchant wholesalers.....	58	g	D	D
42393	Recyclable material merchant wholesalers.....	48	g	D	D
424	Nondurable goods merchant wholesalers.....	489	19,136	1,468	91,569
4241	Paper and paper product merchant wholesalers.....	94	h	D	D
42412	Stationery and office supplies merchant wholesalers.....	94	h	D	D
4244	Grocery and related product merchant wholesalers.....	73	3,893	263	11,637
42449	Other grocery and related products merchant wholesalers.....	68	h	D	D
4246	Chemicals and allied products merchant wholesalers.....	175	h	D	D
42469	Other chemicals and allied products merchant wholesalers.....	172	h	D	D
4247	Petroleum and petroleum products merchant wholesalers.....	67	3,175	505	68,347
42471	Petroleum bulk stations and terminals.....	43	g	D	D
42472	Petroleum and petroleum product merchant wholesalers (except bulk).....	24	g	D	D
4249	Miscellaneous nondurable goods merchant wholesalers.....	54	g	D	D
42492	Book, periodical, and newspaper merchant wholesalers.....	48	g	D	D
44-45	Retail trade	1,986	109,170	2,275	30,809
442	Furniture and home furnishings stores.....	34	j	D	D
4421	Furniture stores.....	33	j	D	D
44211	Furniture stores.....	33	j	D	D
445	Food and beverage stores.....	753	l	D	D
4451	Grocery stores.....	753	l	D	D
44511	Supermarkets and other grocery (except convenience) stores.....	696	l	D	D
446	Health and personal care stores.....	251	i	D	D
4461	Health and personal care stores.....	251	i	D	D
44612	Cosmetics, beauty supplies, and perfume stores.....	251	i	D	D
447	Gasoline stations.....	894	g	D	D
4471	Gasoline stations.....	894	g	D	D
44711	Gasoline stations with convenience stores.....	476	g	D	D
454	Nonstore retailers.....	11	g	D	D
4541	Electronic shopping and mail-order houses.....	10	g	D	D
45411	Electronic shopping and mail-order houses.....	10	g	D	D
48-49	Transportation and warehousing ¹	176	6,139	366	1,709
486	Pipeline transportation.....	106	1,245	113	1,303
493	Warehousing and storage.....	37	h	D	D
4931	Warehousing and storage.....	37	h	D	D
49311	General warehousing and storage.....	26	2,956	146	4
51	Information	97	6,012	530	1,940
511	Publishing industries (except Internet).....	59	h	D	D
5111	Newspaper, periodical, book, and directory publishers.....	32	h	D	D
51112	Periodical publishers.....	14	g	D	D
51113	Book publishers.....	15	g	D	D
5112	Software publishers.....	27	1,199	69	450
51121	Software publishers.....	27	1,199	69	450
518	Internet service providers, Web search portals, and data processing.....	32	g	D	D
5182	Data processing, hosting, and related services.....	32	g	D	D
51821	Data processing, hosting, and related services.....	32	g	D	D

See the notes at the end of the table.

Table A3.4 Number, Employment, Payroll, and Shipments or Sales of Netherlands-Owned Establishments, by Industry—Table Ends

NAICS code	Industry	Number of establishments	Number of employees	Millions of dollars	
				Payroll	Shipments or sales
52	Finance and insurance ²	1,035	39,776	3,210	77,410
522	Credit intermediation and related activities.....	187	5,590	491	10,091
5221	Depository credit intermediation.....	109	h	D	D
52211	Commercial banking.....	102	g	D	D
52212	Savings institutions.....	7	g	D	D
5222	Nondepository credit intermediation.....	78	g	D	D
52222	Sales financing.....	25	g	D	D
523	Securities intermediation and related activities.....	124	2,761	465	1,966
5239	Other financial investment activities.....	107	2,190	399	1,467
52392	Portfolio management.....	85	2,079	384	1,434
524	Insurance carriers and related activities.....	724	31,425	2,253	65,354
5241	Insurance carriers.....	688	k	D	D
52411	Direct life, health, and medical insurance carriers.....	646	24,853	1,908	61,877
52412	Other direct insurance carriers.....	40	h	D	D
5242	Agencies, brokerages, and other insurance related activities.....	36	g	D	D
52421	Insurance agencies and brokerages.....	33	g	D	D
53	Real estate and rental and leasing	50	g	D	D
531	Real estate.....	42	1,511	125	521
5313	Activities related to real estate.....	28	g	D	D
54	Professional, scientific, and technical services	437	26,207	1,695	4,580
541	Professional, scientific, and technical services.....	437	26,207	1,695	4,580
5412	Accounting, tax preparation, bookkeeping, and payroll services.....	8	g	D	D
54121	Accounting, tax preparation, bookkeeping, and payroll services.....	8	g	D	D
5413	Architectural, engineering, and related services.....	133	7,014	488	1,781
54133	Engineering services.....	79	4,699	346	1,393
54138	Testing laboratories.....	39	g	D	D
5415	Computer systems design and related services.....	28	g	D	D
54151	Computer systems design and related services.....	28	g	D	D
5416	Management, scientific, and technical consulting services.....	144	2,859	244	592
54161	Management consulting services.....	73	g	D	D
54162	Environmental consulting services.....	61	g	D	D
5417	Scientific research and development services.....	21	h	D	D
54171	Research and development in the physical, engineering, and life sciences.....	20	h	D	D
5419	Other professional, scientific, and technical services.....	91	i	D	D
54191	Marketing research and public opinion polling.....	90	i	D	D
55	Management of companies and enterprises	191	22,579	2,567	217
551	Management of companies and enterprises.....	191	22,579	2,567	217
5511	Management of companies and enterprises.....	191	22,579	2,567	217
55111	Management of companies and enterprises.....	191	22,579	2,567	217
56	Administrative and support and waste management and remediation services	302	61,595	1,544	2,559
561	Administrative and support services.....	301	l	D	D
5612	Facilities support services.....	27	h	D	D
56121	Facilities support services.....	27	h	D	D
5613	Employment services.....	134	k	D	D
56132	Temporary help services.....	132	k	D	D
5614	Business support services.....	124	10,725	349	744
56141	Document preparation services.....	26	i	D	D
56143	Business service centers.....	3	g	D	D
56149	Other business support services.....	95	g	D	D
81	Other services (except public administration)	337	5,015	161	527
811	Repair and maintenance.....	334	4,940	158	518
8111	Automotive repair and maintenance.....	256	h	D	D
81119	Other automotive repair and maintenance.....	254	h	D	D
8112	Electronic and precision equipment repair and maintenance.....	74	g	D	D
81121	Electronic and precision equipment repair and maintenance.....	74	g	D	D

NOTES: This table shows all two-, three-, four-, and five-digit industries in which Netherlands-owned establishments have at least 1,000 employees. The following ranges are given in employment cells that are suppressed: a—0 to 19; b—20 to 99; c—100 to 249; e—250 to 499; f—500 to 999; g—1,000 to 2,499; h—2,500 to 4,999; i—5,000 to 9,999; j—10,000 to 24,999; k—25,000 to 49,999; l—50,000 to 99,999; m—100,000 or more.

Table A3.5 Number, Employment, Payroll, and Shipments or Sales of Swiss-Owned Establishments, by Industry

NAICS code	Industry	Number of establishments	Number of employees	Millions of dollars	
				Payroll	Shipments or sales
	All industries	5,082	393,135	29,213	225,704
21	Mining	49	g	D	D
212	Mining, except oil and gas.....	46	g	D	D
2123	Nonmetallic mineral mining and quarrying.....	42	g	D	D
23	Construction	86	i	D	D
237	Heavy and civil engineering construction.....	7	g	D	D
2373	Highway, street, and bridge construction.....	6	g	D	D
23731	Highway, street, and bridge construction.....	6	g	D	D
238	Specialty trade contractors.....	75	i	D	D
2382	Building equipment contractors.....	73	i	D	D
23829	Other building equipment contractors.....	68	i	D	D
31-33	Manufacturing	525	95,483	5,905	67,058
42	Wholesale trade	406	25,955	2,609	85,336
423	Durable goods merchant wholesalers.....	231	7,382	596	8,128
4234	Professional and commercial equipment and supplies merchant wholesalers.....	31	1,704	210	1,758
4238	Machinery, equipment, and supplies merchant wholesalers.....	74	2,997	200	2,021
42383	Industrial machinery and equipment merchant wholesalers.....	54	2,498	171	1,814
424	Nondurable goods merchant wholesalers.....	171	18,547	2,010	77,115
4242	Drugs and druggists' sundries merchant wholesalers.....	10	j	D	D
42421	Drugs and druggists' sundries merchant wholesalers.....	10	j	D	D
4244	Grocery and related product merchant wholesalers.....	102	h	D	D
42443	Dairy products (except dried/canned) merchant wholesalers.....	65	h	D	D
4249	Miscellaneous nondurable goods merchant wholesalers.....	41	h	D	D
42491	Farm supplies merchant wholesalers.....	38	h	D	D
44-45	Retail trade	301	6,108	220	1,160
448	Clothing and clothing accessories stores.....	113	g	D	D
454	Nonstore retailers.....	71	h	D	D
4543	Direct selling establishments.....	70	h	D	D
45439	Other direct selling establishments.....	70	h	D	D
48-49	Transportation and warehousing ¹	234	6,950	338	868
488	Support activities for transportation.....	157	h	D	D
4883	Support activities for water transportation.....	40	g	D	D
4885	Freight transportation arrangement.....	61	g	D	D
48851	Freight transportation arrangement.....	61	g	D	D
493	Warehousing and storage.....	69	g	D	D
4931	Warehousing and storage.....	69	g	D	D
49311	General warehousing and storage.....	55	g	D	D
51	Information	111	9,350	1,002	2,720
511	Publishing industries (except Internet).....	104	i	D	D
5112	Software publishers.....	100	i	D	D
51121	Software publishers.....	100	i	D	D
52	Finance and insurance ²	839	l	D	D
522	Credit intermediation and related activities.....	39	i	D	D
5221	Depository credit intermediation.....	23	h	D	D
52211	Commercial banking.....	22	h	D	D
523	Securities intermediation and related activities.....	500	k	D	D
5231	Securities and commodity contracts intermediation and brokerage.....	475	k	D	D
52311	Investment banking and securities dealing.....	6	j	D	D
52312	Securities brokerage.....	466	j	D	D
5239	Other financial investment activities.....	24	g	D	D
524	Insurance carriers and related activities.....	300	16,114	1,561	13,829
5241	Insurance carriers.....	245	j	D	D
52411	Direct life, health, and medical insurance carriers.....	6	1,117	56	1,566
52412	Other direct insurance carriers.....	179	j	D	D
52413	Reinsurance carriers.....	60	g	D	D
5242	Agencies, brokerages, and other insurance related activities.....	55	g	D	D
52429	Other insurance related activities.....	46	g	D	D
54	Professional, scientific, and technical services	144	9,046	965	2,043
541	Professional, scientific, and technical services.....	144	9,046	965	2,043
5413	Architectural, engineering, and related services.....	83	g	D	D
54138	Testing laboratories.....	77	g	D	D
5417	Scientific research and development services.....	38	6,034	739	1,587
54171	Research and development in the physical, engineering, and life sciences.....	37	i	D	D
55	Management of companies and enterprises	197	33,945	3,534	3,687
551	Management of companies and enterprises.....	197	33,945	3,534	3,687
5511	Management of companies and enterprises.....	197	33,945	3,534	3,687
55111	Management of companies and enterprises.....	197	33,945	3,534	3,687
56	Administrative and support and waste management and remediation services	1,631	126,325	3,365	4,925
561	Administrative and support services.....	1,607	m	D	D
5613	Employment services.....	1,485	123,029	3,236	4,600
56132	Temporary help services.....	1,447	m	D	D
5615	Travel arrangement and reservation services.....	77	g	D	D
562	Waste management and remediation services.....	24	g	D	D
5629	Remediation and other waste management services.....	24	g	D	D
56299	All other waste management services.....	23	g	D	D
72	Accommodation and food services	53	i	D	D
722	Food services and drinking places.....	53	i	D	D
7223	Special food services.....	52	i	D	D
72231	Food service contractors.....	52	i	D	D
81	Other services (except public administration)	487	i	D	D
811	Repair and maintenance.....	46	g	D	D
812	Personal and laundry services.....	441	h	D	D
8121	Personal care services.....	441	h	D	D
81219	Other personal care services.....	441	h	D	D

Notes: This table shows all two-, three-, four-, and five-digit industries in which Swiss-owned establishments have at least 1,000 employees. The following ranges are given in employment cells that are suppressed: a—0 to 19; b—20 to 99; c—100 to 249; e—250 to 499; f—500 to 999; g—1,000 to 2,499; h—2,500 to 4,999; i—5,000 to 9,999; j—10,000 to 24,999; k—25,000 to 49,999; l—50,000 to 99,999; m—100,000 or more.

Table A3.6 Number, Employment, Payroll, and Shipments or Sales of British-Owned Establishments, by Industry—Continues

NAICS code	Industry	Number of establishments	Number of employees	Millions of dollars	
				Payroll	Shipments or sales
	All industries	33,251	1,004,226	60,827	580,620
21	Mining	257	17,959	1,181	30,290
211	Oil and gas extraction.....	23	h	D	D
2111	Oil and gas extraction.....	23	h	D	D
21111	Oil and gas extraction.....	23	h	D	D
212	Mining, except oil and gas.....	201	i	D	D
2121	Coal mining.....	5	h	D	D
21211	Coal mining.....	5	h	D	D
2122	Metal ore mining.....	10	h	D	D
21223	Copper, nickel, lead, and zinc mining.....	3	g	D	D
2123	Nonmetallic mineral mining and quarrying.....	186	h	D	D
21231	Stone mining and quarrying.....	133	h	D	D
213	Support activities for mining.....	33	h	D	D
2131	Support activities for mining.....	33	h	D	D
21311	Support activities for mining.....	33	h	D	D
22	Utilities	304	11,588	962	8,732
221	Utilities.....	304	11,588	962	8,732
2211	Electric power generation, transmission, and distribution.....	169	9,683	853	8,133
22111	Electric power generation.....	29	g	D	D
22112	Electric power transmission, control, and distribution.....	140	i	D	D
2213	Water, sewage, and other systems.....	130	g	D	D
22132	Sewage treatment facilities.....	123	g	D	D
23	Construction	128	12,790	795	5,035
236	Construction of buildings.....	27	h	D	D
2361	Residential building construction.....	14	g	D	D
23611	Residential building construction.....	14	g	D	D
2362	Nonresidential building construction.....	13	h	D	D
23622	Commercial building construction.....	10	g	D	D
237	Heavy and civil engineering construction.....	22	h	D	D
2371	Utility system construction.....	11	1,585	152	649
2373	Highway, street, and bridge construction.....	5	g	D	D
23731	Highway, street, and bridge construction.....	5	g	D	D
2379	Other heavy construction.....	3	g	D	D
23799	Other heavy construction.....	3	g	D	D
238	Specialty trade contractors.....	79	h	D	D
2382	Building equipment contractors.....	25	g	D	D
23822	Plumbing and HVAC contractors.....	23	g	D	D
2383	Building finishing contractors.....	18	g	D	D
31-33	Manufacturing	1,256	213,936	12,649	167,181
42	Wholesale trade	2,680	76,479	5,037	185,572
423	Durable goods merchant wholesalers.....	2,175	38,919	2,227	37,603
4233	Lumber and other construction material merchant wholesalers.....	120	2,229	75	929
42331	Lumber, plywood, and wood panel merchant wholesalers.....	74	g	D	D
4234	Professional and commercial equipment and supplies merchant wholesalers.....	209	6,305	446	3,370
42342	Office equipment merchant wholesalers.....	137	h	D	D
42343	Computer and peripheral equipment and software merchant wholesalers.....	39	1,504	159	1,050
4235	Metal and mineral (except petrol) merchant wholesalers.....	65	1,857	131	4,128
42351	Metal service centers and other metal merchant wholesalers.....	61	1,692	115	3,348
4236	Electrical goods merchant wholesalers.....	200	4,367	259	4,201
42361	Electrical apparatus and equipment and wiring supplies merchant wholesalers.....	142	3,052	167	3,138
42369	Other electronic parts and equipment merchant wholesalers.....	52	g	D	D
4237	Hardware, plumbing, and heating equipment and supplies merchant wholesalers.....	1,264	j	D	D
42372	Plumbing and heating equipment and supplies merchant wholesalers.....	1,104	j	D	D
42373	Warm air heating and AC equipment merchant wholesalers.....	91	g	D	D
4238	Machinery, equipment, and supplies merchant wholesalers.....	213	4,368	287	9,696
42383	Industrial machinery and equipment merchant wholesalers.....	161	2,946	194	1,780
4239	Miscellaneous durable goods merchant wholesalers.....	68	1,840	94	1,600
42399	Other miscellaneous durable goods merchant wholesalers.....	41	1,264	64	897
424	Nondurable goods merchant wholesalers.....	478	37,314	2,793	147,450
4241	Paper and paper product merchant wholesalers.....	50	h	D	D
42413	Industrial and personal services paper merchant wholesalers.....	48	h	D	D
4242	Drugs and druggists' sundries merchant wholesalers.....	108	19,510	1,871	37,176
42421	Drugs and druggists' sundries merchant wholesalers.....	108	19,510	1,871	37,176
4243	Apparel, piece goods, and notions merchant wholesalers.....	20	1,727	96	903
42434	Footwear merchant wholesalers.....	6	1,339	67	480
4244	Grocery and related product merchant wholesalers.....	113	i	D	D
42449	Other grocery and related products merchant wholesalers.....	109	i	D	D
4246	Chemicals and allied products merchant wholesalers.....	35	1,215	83	3,923
4247	Petroleum and petroleum products merchant wholesalers.....	87	g	D	D
42471	Petroleum bulk stations and terminals.....	73	g	D	D
4249	Miscellaneous nondurable goods merchant wholesalers.....	30	2,563	126	2,028
42492	Book, periodical, and newspaper merchant wholesalers.....	7	g	D	D

See the notes at the end of the table.

Table A3.6 Number, Employment, Payroll, and Shipments or Sales of British-Owned Establishments, by Industry—Continues

NAICS code	Industry	Number of establishments	Number of employees	Millions of dollars	
				Payroll	Shipments or sales
44-45	Retail trade	8,289	80,792	2,024	19,674
444	Building material and garden equipment and supplies dealers	1,157	15,527	670	7,683
4441	Building material and supplies dealers	1,157	15,527	670	7,683
44412	Paint and wallpaper stores	441	g	D	D
44419	Other building material dealers	716	j	D	D
446	Health and personal care stores	4,529	k	D	D
4461	Health and personal care stores	4,529	k	D	D
44612	Cosmetics, beauty supplies, and perfume stores	341	g	D	D
44613	Optical goods stores	4,188	k	D	D
447	Gasoline stations	704	i	D	D
4471	Gasoline stations	704	i	D	D
44711	Gasoline stations with convenience stores	660	i	D	D
448	Clothing and clothing accessories stores	1,723	18,532	413	3,315
4481	Clothing stores	86	g	D	D
4482	Shoe stores	204	g	D	D
44821	Shoe stores	204	g	D	D
4483	Jewelry, luggage, and leather goods stores	1,433	j	D	D
44831	Jewelry stores	1,382	j	D	D
454	Nonstore retailers	138	3,863	138	794
4542	Vending machine operators	123	h	D	D
45421	Vending machine operators	123	h	D	D
48-49	Transportation and warehousing ¹	904	65,509	1,724	4,780
485	Transit and ground passenger transportation	498	k	D	D
4851	Urban transit systems	31	h	D	D
48511	Urban transit systems	31	h	D	D
4852	Interurban and rural bus transportation	38	g	D	D
48521	Interurban and rural bus transportation	38	g	D	D
4854	School and employee bus transportation	415	36,781	697	1,638
48541	School and employee bus transportation	415	36,781	697	1,638
486	Pipeline transportation	46	g	D	D
4861	Pipeline transportation of crude oil	44	g	D	D
48611	Pipeline transportation of crude oil	44	g	D	D
488	Support activities for transportation	265	14,339	464	1,638
4881	Support activities for air transportation	214	12,565	396	1,464
48811	Airport operations	197	10,505	300	1,096
48819	Other support activities for air transportation	17	2,060	95	368
4885	Freight transportation arrangement	34	g	D	D
48851	Freight transportation arrangement	34	g	D	D
493	Warehousing and storage	70	h	D	D
4931	Warehousing and storage	70	h	D	D
49311	General warehousing and storage	31	1,557	52	3
49312	Refrigerated warehousing and storage	32	g	D	D
51	Information	3,855	112,197	8,040	62,117
511	Publishing industries (except Internet)	451	32,752	2,421	11,233
5111	Newspaper, periodical, book, and directory publishers	367	26,454	1,845	9,625
51112	Periodical publishers	56	6,108	472	1,982
51113	Book publishers	33	i	D	D
51114	Directory and mailing list publishers	251	i	D	D
51119	Other publishers	3	g	D	D
5112	Software publishers	84	6,298	576	1,608
51121	Software publishers	84	6,298	576	1,608
512	Motion picture and sound recording industries	22	g	D	D
5122	Sound recording industries	17	g	D	D
517	Telecommunications	3,249	i	D	D
5171	Wired telecommunications carriers	474	g	D	D
51711	Wired telecommunications carriers	474	g	D	D
5172	Wireless telecommunications carriers (except satellite)	2,768	i	D	D
51721	Wireless telecommunications carriers (except satellite)	2,768	i	D	D
518	Internet service providers, Web search portals, and data processing	45	i	D	D
5182	Data processing, hosting, and related services	45	i	D	D
51821	Data processing, hosting, and related services	45	i	D	D
519	Other information services	88	9,433	872	3,053
5191	Other information services	88	9,433	872	3,053
51913	Internet publishing and broadcasting and Web search portals	86	i	D	D
52	Finance and insurance ²	4,196	82,431	9,871	62,345
522	Credit intermediation and related activities	3,891	62,649	4,268	29,017
5221	Depository credit intermediation	2,249	36,058	2,680	21,594
52211	Commercial banking	1,492	k	D	D
52212	Savings institutions	757	i	D	D
5222	Nondepository credit intermediation	1,633	24,968	1,471	6,666
52221	Credit card issuing	21	i	D	D
52229	Other nondepository credit intermediation	1,607	j	D	D
5223	Activities related to credit intermediation	9	1,623	117	757
52232	Financial transactions processing, reserve, and clearinghouse activities	7	g	D	D
523	Securities intermediation and related activities	252	15,608	5,157	13,392
5231	Securities and commodity contracts intermediation and brokerage	161	9,456	3,205	7,618
52311	Investment banking and securities dealing	15	h	D	D
52312	Securities brokerage	64	4,283	1,127	3,800
52314	Commodity contracts brokerage	6	g	D	D
5239	Other financial investment activities	91	6,152	1,952	5,774
52392	Portfolio management	80	5,960	1,902	5,677
524	Insurance carriers and related activities	53	4,174	445	19,936
5241	Insurance carriers	24	3,568	395	19,779
52411	Direct life, health, and medical insurance carriers	23	h	D	D

See the notes at the end of the table.

Table A3.6 Number, Employment, Payroll, and Shipments or Sales of British-Owned Establishments, by Industry—Table Ends

NAICS code	Industry	Number of establishments	Number of employees	Millions of dollars	
				Payroll	Shipments or sales
53	Real estate and rental and leasing	957	13,398	784	4,274
531	Real estate.....	391	h	D	D
5311	Lessors of real estate	372	2,466	161	1,105
53112	Lessors of nonresidential buildings (except miniwarehouses)	357	2,255	144	1,011
532	Rental and leasing services.....	560	10,474	554	2,439
5324	Commercial and industrial machinery and equipment rental and leasing	543	j	D	D
53249	Other commercial/industrial machinery and equipment rental and leasing.....	522	9,451	508	2,187
54	Professional, scientific, and technical services.....	1,158	83,144	7,178	15,887
541	Professional, scientific, and technical services.....	1,158	83,144	7,178	15,887
5412	Accounting, tax preparation, bookkeeping, and payroll services	11	1,749	116	31
54121	Accounting, tax preparation, bookkeeping, and payroll services	11	1,749	116	31
5413	Architectural, engineering, and related services.....	322	21,715	1,772	4,360
54133	Engineering services.....	209	17,105	1,555	3,794
54138	Testing laboratories.....	88	3,650	164	407
5415	Computer systems design and related services.....	233	16,752	1,611	4,529
54151	Computer systems design and related services.....	233	16,752	1,611	4,529
5416	Management, scientific, and technical consulting services	220	5,240	448	1,152
54161	Management consulting services	95	3,329	299	747
54162	Environmental consulting services.....	78	g	D	D
5417	Scientific research and development services.....	55	12,185	1,393	1,815
54171	Research and development in the physical, engineering, and life sciences	55	12,185	1,393	1,815
5418	Advertising and related services.....	219	19,883	1,451	2,962
54181	Advertising agencies.....	73	i	D	D
54182	Public relations agencies	57	g	D	D
54189	Other services related to advertising.....	61	i	D	D
5419	Other professional, scientific, and technical services	89	5,081	267	841
54191	Marketing research and public opinion polling.....	61	4,896	260	826
55	Management of companies and enterprises	844	53,617	6,087	1,302
551	Management of companies and enterprises.....	844	53,617	6,087	1,302
5511	Management of companies and enterprises	844	53,617	6,087	1,302
55111	Management of companies and enterprises	844	53,617	6,087	1,302
56	Administrative and support and waste management and remediation services	999	53,070	1,957	3,713
561	Administrative and support services.....	975	52,476	1,921	3,601
5611	Office administrative services	338	g	D	D
56111	Office administrative services	338	g	D	D
5612	Facilities support services.....	45	2,710	166	395
56121	Facilities support services.....	45	2,710	166	395
5613	Employment services.....	297	i	D	D
56132	Temporary help services.....	293	i	D	D
5615	Travel arrangement and reservation services	14	g	D	D
56159	Other travel arrangement and reservation services	5	g	D	D
5616	Investigation and security services.....	137	k	D	D
56161	Investigation, guard, and armored car services.....	132	k	D	D
5617	Services to buildings and dwellings	95	2,204	86	198
56171	Exterminating and pest control services.....	72	g	D	D
5619	Other support services	39	1,966	120	535
56199	All other support services	25	g	D	D
61	Educational services	235	2,513	107	320
611	Educational services.....	235	2,513	107	320
6117	Educational support services.....	209	g	D	D
61171	Educational support services.....	209	g	D	D
62	Health care and social assistance.....	259	1,217	47	128
72	Accommodation and food services	6,539	119,849	2,192	8,762
721	Accommodation.....	39	i	D	D
7211	Traveler accommodation.....	39	i	D	D
72111	Hotels (except casino hotels) and motels	39	i	D	D
722	Food services and drinking places	6,500	m	D	D
7221	Full-service restaurants	21	g	D	D
72211	Full-service restaurants	21	g	D	D
7222	Limited-service eating places	210	6,874	63	247
72221	Limited-service eating places	210	6,874	63	247
7223	Special food services.....	6,268	m	D	D
72231	Food service contractors	6,264	m	D	D
81	Other services (except public administration).....	386	3,670	189	500
811	Repair and maintenance.....	383	h	D	D
8111	Automotive repair and maintenance	92	g	D	D
8113	Commercial and industrial machinery and equipment (except automotive/electrical) repair and maintenance.....	29	1,077	106	257
81131	Commercial and industrial machinery and equipment (except automotive/electrical) repair and maintenance.....	29	1,077	106	257
8114	Personal and household goods repair and maintenance.....	252	g	D	D
81149	Other personal and household goods repair and maintenance.....	252	g	D	D

NOTES: This table shows all two-, three-, four-, and five-digit industries in which British-owned establishments have at least 1,000 employees.

The following ranges are given in employment cells that are suppressed: a—0 to 19; b—20 to 99; c—100 to 249; e—250 to 499; f—500 to 999; g—1,000 to 2,499; h—2,500 to 4,999; i—5,000 to 9,999; j—10,000 to 24,999; k—25,000 to 49,999; l—50,000 to 99,999; m—100,000 or more.

Table A3.7 Number, Employment, Payroll, and Shipments or Sales of Japanese-Owned Establishments, by Industry—Continues

NAICS code	Industry	Number of establishments	Number of employees	Millions of dollars	
				Payroll	Shipments or sales
	All industries	14,848	707,053	41,550	647,005
23	Construction	74	i	D	D
236	Construction of buildings.....	27	h	D	D
2362	Nonresidential building construction.....	24	h	D	D
23622	Commercial building construction.....	18	h	D	D
237	Heavy and civil engineering construction.....	14	g	D	D
238	Specialty trade contractors.....	33	g	D	D
2382	Building equipment contractors.....	30	g	D	D
23829	Other building equipment contractors.....	24	g	D	D
31-33	Manufacturing	1,501	325,933	16,186	193,628
42	Wholesale trade	3,632	140,817	10,476	382,805
423	Durable goods merchant wholesalers.....	2,729	113,955	8,318	312,729
4231	Motor vehicle and parts and supplies merchant wholesalers.....	442	22,715	1,782	173,252
42311	Automobile and other motor vehicle merchant wholesalers.....	88	j	D	D
42312	Motor vehicle supplies and new parts merchant wholesalers.....	258	9,450	582	40,569
42313	Tire and tube merchant wholesalers.....	96	h	D	D
4233	Lumber and other construction material merchant wholesalers.....	107	2,114	91	2,614
42339	Other construction material merchant wholesalers.....	55	g	D	D
4234	Professional and commercial equipment and supplies merchant wholesalers.....	692	38,626	2,727	38,331
42341	Photo equipment and supplies merchant wholesalers.....	46	h	D	D
42342	Office equipment merchant wholesalers.....	426	j	D	D
42343	Computer and peripheral equipment and software merchant wholesalers.....	147	7,564	683	13,441
42345	Medical, dental, and hospital equipment and supplies merchant wholesalers.....	35	h	D	D
4235	Metal and mineral (except petrol) merchant wholesalers.....	133	3,373	228	16,277
42351	Metal service centers and other metal merchant wholesalers.....	131	h	D	D
4236	Electrical goods merchant wholesalers.....	647	20,972	1,723	43,827
42361	Electrical apparatus and equipment and wiring supplies merchant wholesalers.....	129	2,427	166	2,521
42362	Electric appliance, TV and radio merchant wholesalers.....	140	6,092	497	22,807
42369	Other electronic parts and equipment merchant wholesalers.....	378	12,453	1,060	18,499
4237	Hardware, plumbing, and heating equipment and supplies merchant wholesalers.....	61	g	D	D
4238	Machinery, equipment, and supplies merchant wholesalers.....	557	18,873	1,249	23,398
42381	Construction and mining machinery and equipment merchant wholesalers.....	34	g	D	D
42383	Industrial machinery and equipment merchant wholesalers.....	389	12,478	830	10,514
42384	Industrial supplies merchant wholesalers.....	65	g	D	D
42386	Transportation equipment and supplies (except motor vehicle) merchant wholesalers.....	43	g	D	D
4239	Miscellaneous durable goods merchant wholesalers.....	67	5,372	403	11,966
42392	Toy and hobby goods and supplies merchant wholesalers.....	14	g	D	D
42399	Other miscellaneous durable goods merchant wholesalers.....	21	1,530	97	1,322
424	Nondurable goods merchant wholesalers.....	856	26,427	2,106	68,212
4242	Drugs and druggists' sundries merchant wholesalers.....	37	11,511	1,146	16,967
42421	Drugs and druggists' sundries merchant wholesalers.....	37	11,511	1,146	16,967
4244	Grocery and related product merchant wholesalers.....	139	4,785	239	4,738
42449	Other grocery and related products merchant wholesalers.....	70	3,195	159	2,305
4245	Farm products raw materials merchant wholesalers.....	127	g	D	D
42451	Grain and field bean merchant wholesalers.....	126	g	D	D
4246	Chemicals and allied products merchant wholesalers.....	165	2,293	179	7,781
42469	Other chemicals and allied products merchant wholesalers.....	126	1,584	112	5,128
4249	Miscellaneous nondurable goods merchant wholesalers.....	320	4,525	207	4,761
42491	Farm supplies merchant wholesalers.....	276	h	D	D
44-45	Retail trade	5,972	70,059	1,971	15,470
441	Motor vehicle and parts dealers.....	2,939	k	D	D
4413	Automotive parts, accessories, and tire stores.....	2,919	k	D	D
44132	Tire dealers.....	2,917	k	D	D
442	Furniture and home furnishings stores.....	48	h	D	D
4422	Home furnishings stores.....	46	h	D	D
44229	Other home furnishings stores.....	46	h	D	D
445	Food and beverage stores.....	652	7,376	131	827
4451	Grocery stores.....	633	7,153	128	808
44512	Convenience stores.....	626	i	D	D
447	Gasoline stations.....	1,207	j	D	D
4471	Gasoline stations.....	1,207	j	D	D
44711	Gasoline stations with convenience stores.....	1,206	j	D	D
448	Clothing and clothing accessories stores.....	961	j	D	D
4481	Clothing stores.....	938	j	D	D
44812	Women's clothing stores.....	858	j	D	D
452	General merchandise stores.....	14	g	D	D
4529	Other general merchandise stores.....	14	g	D	D
48-49	Transportation and warehousing ¹	663	19,655	968	2,736
484	Truck transportation.....	21	g	D	D
4842	Specialized freight trucking.....	14	g	D	D
488	Support activities for transportation.....	443	9,884	538	1,968
4883	Support activities for water transportation.....	31	h	D	D
48832	Marine cargo handling.....	22	3,346	188	628
4885	Freight transportation arrangement.....	406	6,071	332	1,227
48851	Freight transportation arrangement.....	406	6,071	332	1,227
493	Warehousing and storage.....	182	6,986	292	377
4931	Warehousing and storage.....	182	6,986	292	377
49311	General warehousing and storage.....	145	i	D	D
49319	Other warehousing and storage.....	33	g	D	D
51	Information	154	16,469	1,847	5,460
511	Publishing industries (except Internet).....	23	1,908	164	442
5112	Software publishers.....	19	1,852	161	434
51121	Software publishers.....	19	1,852	161	434
512	Motion picture and sound recording industries.....	43	j	D	D
5121	Motion picture and video industries.....	40	j	D	D
51211	Motion picture and video production.....	35	i	D	D
51219	Postproduction and other motion picture and video industries.....	2	g	D	D
518	Internet service providers, Web search portals, and data processing.....	42	h	D	D
5182	Data processing, hosting, and related services.....	42	h	D	D
51821	Data processing, hosting, and related services.....	42	h	D	D

See the notes at the end of the table.

Table A3.7 Number, Employment, Payroll, and Shipments or Sales of Japanese-Owned Establishments, by Industry—Table Ends

NAICS code	Industry	Number of establishments	Number of employees	Millions of dollars	
				Payroll	Shipments or sales
52	Finance and insurance ²	703	k	D	D
522	Credit intermediation and related activities.....	519	22,820	1,594	24,152
5221	Depository credit intermediation.....	417	j	D	D
52211	Commercial banking.....	416	j	D	D
5222	Nondepository credit intermediation.....	101	5,979	389	15,332
52222	Sales financing.....	86	i	D	D
523	Securities intermediation and related activities.....	100	h	D	D
5231	Securities and commodity contracts intermediation and brokerage.....	58	2,725	824	2,997
52311	Investment banking and securities dealing.....	17	g	D	D
524	Insurance carriers and related activities.....	84	g	D	D
5241	Insurance carriers.....	33	g	D	D
5242	Agencies, brokerages, and other insurance related activities.....	51	g	D	D
53	Real estate and rental and leasing	144	1,449	106	1,141
54	Professional, scientific, and technical services	473	24,675	2,499	6,285
541	Professional, scientific, and technical services.....	473	24,675	2,499	6,285
5412	Accounting, tax preparation, bookkeeping, and payroll services.....	15	g	D	D
54121	Accounting, tax preparation, bookkeeping, and payroll services.....	15	g	D	D
5413	Architectural, engineering, and related services.....	124	10,013	842	2,908
54131	Architectural services.....	16	g	D	D
54133	Engineering services.....	90	8,218	661	2,370
5415	Computer systems design and related services.....	82	2,330	221	528
54151	Computer systems design and related services.....	82	2,330	221	528
5417	Scientific research and development services.....	150	8,879	1,015	2,536
54171	Research and development in the physical, engineering, and life sciences.....	147	i	D	D
5418	Advertising and related services.....	23	g	D	D
55	Management of companies and enterprises	584	31,868	2,823	1,020
551	Management of companies and enterprises.....	584	31,868	2,823	1,020
5511	Management of companies and enterprises.....	584	31,868	2,823	1,020
55111	Management of companies and enterprises.....	584	31,868	2,823	1,020
56	Administrative and support and waste management and remediation services	158	5,119	253	726
561	Administrative and support services.....	151	h	D	D
5614	Business support services.....	23	1,853	91	371
56143	Business service centers.....	11	g	D	D
5615	Travel arrangement and reservation services.....	72	1,489	53	151
5619	Other support services.....	14	1,044	58	65
61	Educational services	134	3,527	87	223
611	Educational services.....	134	3,527	87	223
6116	Other schools and instruction.....	115	h	D	D
61163	Language schools.....	89	h	D	D
71	Arts, entertainment, and recreation	154	h	D	D
713	Amusement, gambling, and recreation industries.....	149	h	D	D
7131	Amusement parks and arcades.....	131	g	D	D
71312	Amusement arcades.....	131	g	D	D
7139	Other amusement and recreation services.....	18	g	D	D
72	Accommodation and food services	163	22,185	772	2,522
721	Accommodation.....	32	19,029	719	2,331
7211	Traveler accommodation.....	31	j	D	D
72111	Hotels (except casino hotels) and motels.....	30	i	D	D
72112	Casino hotels.....	1	i	D	D
722	Food services and drinking places.....	131	3,156	53	191
7221	Full-service restaurants.....	38	g	D	D
72211	Full-service restaurants.....	38	g	D	D
7222	Limited-service eating places.....	92	g	D	D
72221	Limited-service eating places.....	92	g	D	D
81	Other services (except public administration)	268	i	D	D
811	Repair and maintenance.....	254	h	D	D
8111	Automotive repair and maintenance.....	125	g	D	D
81119	Other automotive repair and maintenance.....	107	g	D	D
8112	Electronic and precision equipment repair and maintenance.....	59	1,509	72	360
81121	Electronic and precision equipment repair and maintenance.....	59	1,509	72	360
812	Personal and laundry services.....	12	g	D	D
8129	Other personal services.....	12	g	D	D
81292	Photofinishing.....	7	g	D	D

NOTES: This table shows all two-, three-, four-, and five-digit industries in which Japanese-owned establishments have at least 1,000 employees.
The following ranges are given in employment cells that are suppressed: a—0 to 19; b—20 to 99; c—100 to 249; e—250 to 499; f—500 to 999; g—1,000 to 2,499; h—2,500 to 4,999; i—5,000 to 9,999; j—10,000 to 24,999; k—25,000 to 49,999; l—50,000 to 99,999; m—100,000 or more.

Table A3.15 Number and Employment of Canadian-Owned Establishments, by State and Industry—Continues

NAICS code	Industry	Number of establishments	Number of employees
Alabama			
	All industries	195	7,820
23	Construction	1	e
238	Specialty trade contractors	1	e
31-33	Manufacturing	15	3,872
42	Wholesale trade	11	383
423	Durable goods merchant wholesalers	7	c
424	Nondurable goods merchant wholesalers	4	c
44-45	Retail trade	85	f
446	Health and personal care stores	32	c
447	Gasoline stations	52	e
52	Finance and insurance ²	47	553
522	Credit intermediation and related activities	39	e
524	Insurance carriers and related activities	5	c
54	Professional, scientific, and technical services	4	195
541	Professional, scientific, and technical services	4	195
56	Administrative and support and waste management and remediation services	4	g
561	Administrative and support services	4	g
62	Health care and social assistance	16	e
621	Ambulatory health care services	6	e
Alaska			
	All industries	53	1,954
21	Mining	4	1,015
212	Mining, except oil and gas	4	1,015
44-45	Retail trade	40	f
445	Food and beverage stores	32	f
Arizona			
	All industries	842	13,299
23	Construction	8	860
237	Heavy and civil engineering construction	3	e
238	Specialty trade contractors	4	e
31-33	Manufacturing	6	895
42	Wholesale trade	19	820
423	Durable goods merchant wholesalers	13	f
44-45	Retail trade	604	i
445	Food and beverage stores	72	f
446	Health and personal care stores	46	c
447	Gasoline stations	472	h
48-49	Transportation and warehousing ¹	7	f
488	Support activities for transportation	3	406
51	Information	4	368
518	Internet service providers, Web search portals, and data processing	1	e
52	Finance and insurance ²	30	422
522	Credit intermediation and related activities	13	c
523	Securities intermediation and related activities	10	c
53	Real estate and rental and leasing	25	498
531	Real estate	25	498
54	Professional, scientific, and technical services	8	f
541	Professional, scientific, and technical services	8	f
55	Management of companies and enterprises	5	f
551	Management of companies and enterprises	5	f
56	Administrative and support and waste management and remediation services	4	e
561	Administrative and support services	4	e
62	Health care and social assistance	114	g
621	Ambulatory health care services	13	e
623	Nursing and residential care facilities	62	f
624	Social assistance	39	f
72	Accommodation and food services	3	c
722	Food services and drinking places	3	c
Arkansas			
	All industries	46	2,720
31-33	Manufacturing	6	1,844
42	Wholesale trade	6	114
48-49	Transportation and warehousing ¹	2	c
488	Support activities for transportation	1	c
56	Administrative and support and waste management and remediation services	5	e
561	Administrative and support services	1	e
California			
	All industries	1,099	34,901
23	Construction	2	e
236	Construction of buildings	1	e
31-33	Manufacturing	44	5,397
42	Wholesale trade	111	3,613
423	Durable goods merchant wholesalers	63	2,255
424	Nondurable goods merchant wholesalers	45	g
44-45	Retail trade	420	2,771
445	Food and beverage stores	66	f
446	Health and personal care stores	209	f
447	Gasoline stations	87	f
448	Clothing and clothing accessories stores	55	f

See the notes at the end of the table.

Table A3.15 Number and Employment of Canadian-Owned Establishments, by State and Industry—Continues

NAICS code	Industry	Number of establishments	Number of employees
48-49	Transportation and warehousing ¹	30	1,081
484	Truck transportation	10	c
485	Transit and ground passenger transportation	9	f
493	Warehousing and storage	8	e
51	Information	40	1,626
511	Publishing industries (except Internet)	18	e
518	Internet service providers, Web search portals, and data processing	6	f
519	Other information services	11	479
52	Finance and insurance ²	111	1,986
522	Credit intermediation and related activities	14	123
523	Securities intermediation and related activities	59	1,143
524	Insurance carriers and related activities	38	720
53	Real estate and rental and leasing	22	330
531	Real estate	20	e
54	Professional, scientific, and technical services	61	2,042
541	Professional, scientific, and technical services	61	2,042
55	Management of companies and enterprises	19	623
551	Management of companies and enterprises	19	623
61	Educational services	1	c
611	Educational services	1	c
62	Health care and social assistance	218	13,440
621	Ambulatory health care services	65	i
623	Nursing and residential care facilities	152	h
71	Arts, entertainment, and recreation	5	g
711	Performing arts, spectator sports, and related industries	5	g
Colorado			
	All industries	311	13,143
21	Mining	7	f
211	Oil and gas extraction	5	f
23	Construction	9	556
236	Construction of buildings	3	c
237	Heavy and civil engineering construction	1	c
238	Specialty trade contractors	5	c
31-33	Manufacturing	9	2,640
42	Wholesale trade	26	945
423	Durable goods merchant wholesalers	17	334
424	Nondurable goods merchant wholesalers	8	f
44-45	Retail trade	132	f
446	Health and personal care stores	58	c
447	Gasoline stations	69	f
48-49	Transportation and warehousing ¹	7	c
51	Information	4	e
511	Publishing industries (except Internet)	2	e
52	Finance and insurance ²	29	4,149
523	Securities intermediation and related activities	13	e
524	Insurance carriers and related activities	13	h
54	Professional, scientific, and technical services	12	990
541	Professional, scientific, and technical services	12	990
55	Management of companies and enterprises	12	e
551	Management of companies and enterprises	12	e
56	Administrative and support and waste management and remediation services	3	486
561	Administrative and support services	3	486
62	Health care and social assistance	52	808
621	Ambulatory health care services	5	e
623	Nursing and residential care facilities	44	e
72	Accommodation and food services	2	c
722	Food services and drinking places	2	c
Connecticut			
	All industries	262	7,471
23	Construction	1	c
237	Heavy and civil engineering construction	1	c
31-33	Manufacturing	7	1,355
42	Wholesale trade	15	325
423	Durable goods merchant wholesalers	10	c
424	Nondurable goods merchant wholesalers	5	c
44-45	Retail trade	113	1,460
446	Health and personal care stores	92	g
48-49	Transportation and warehousing ¹	7	g
485	Transit and ground passenger transportation	5	e
488	Support activities for transportation	1	c
493	Warehousing and storage	1	f
52	Finance and insurance ²	100	1,285
522	Credit intermediation and related activities	82	f
523	Securities intermediation and related activities	9	c
524	Insurance carriers and related activities	9	e
55	Management of companies and enterprises	7	e
551	Management of companies and enterprises	7	e
62	Health care and social assistance	5	g
621	Ambulatory health care services	5	g

See the notes at the end of the table.

Table A3.15 Number and Employment of Canadian-Owned Establishments, by State and Industry—Continues

NAICS code	Industry	Number of establishments	Number of employees
Delaware			
	All industries	87	1,168
31–33	Manufacturing	2	c
42	Wholesale trade	11	104
44–45	Retail trade	34	f
446	Health and personal care stores	33	f
55	Management of companies and enterprises	17	c
551	Management of companies and enterprises	17	c
62	Health care and social assistance	9	c
623	Nursing and residential care facilities	8	c
District of Columbia			
	All industries	60	1,232
51	Information	3	c
511	Publishing industries (except Internet)	3	c
54	Professional, scientific, and technical services	4	c
541	Professional, scientific, and technical services	4	c
61	Educational services	1	c
611	Educational services	1	c
62	Health care and social assistance	32	e
623	Nursing and residential care facilities	32	e
Florida			
	All industries	1,124	25,687
21	Mining	1	e
212	Mining, except oil and gas	1	e
23	Construction	21	1,902
236	Construction of buildings	6	714
237	Heavy and civil engineering construction	2	e
238	Specialty trade contractors	13	f
31–33	Manufacturing	14	2,259
42	Wholesale trade	49	1,335
423	Durable goods merchant wholesalers	27	1,007
424	Nondurable goods merchant wholesalers	20	e
44–45	Retail trade	703	h
445	Food and beverage stores	43	e
446	Health and personal care stores	207	f
447	Gasoline stations	425	h
448	Clothing and clothing accessories stores	26	e
48–49	Transportation and warehousing ¹	23	1,261
484	Truck transportation	14	f
488	Support activities for transportation	9	f
52	Finance and insurance ²	111	1,742
522	Credit intermediation and related activities	60	f
523	Securities intermediation and related activities	31	e
524	Insurance carriers and related activities	20	465
53	Real estate and rental and leasing	20	5,041
531	Real estate	17	h
54	Professional, scientific, and technical services	18	408
541	Professional, scientific, and technical services	18	408
55	Management of companies and enterprises	12	e
551	Management of companies and enterprises	12	e
56	Administrative and support and waste management and remediation services	12	1,954
561	Administrative and support services	12	1,954
62	Health care and social assistance	114	2,605
621	Ambulatory health care services	29	g
623	Nursing and residential care facilities	83	f
624	Social assistance	2	c
71	Arts, entertainment, and recreation	8	f
711	Performing arts, spectator sports, and related industries	2	f
713	Amusement, gambling, and recreation industries	6	120
72	Accommodation and food services	4	e
722	Food services and drinking places	4	e
81	Other services (except public administration)	7	374
811	Repair and maintenance	4	e
Georgia			
	All industries	811	19,608
23	Construction	3	g
237	Heavy and civil engineering construction	1	g
31–33	Manufacturing	22	3,113
42	Wholesale trade	34	1,731
423	Durable goods merchant wholesalers	13	856
424	Nondurable goods merchant wholesalers	20	f
44–45	Retail trade	431	4,986
446	Health and personal care stores	280	h
447	Gasoline stations	141	g
48–49	Transportation and warehousing ¹	12	704
484	Truck transportation	6	c
488	Support activities for transportation	2	c
493	Warehousing and storage	4	e
51	Information	5	179
518	Internet service providers, Web search portals, and data processing	3	c

See the notes at the end of the table.

Table A3.15 Number and Employment of Canadian-Owned Establishments, by State and Industry—Continues

NAICS code	Industry	Number of establishments	Number of employees
52	Finance and insurance ²	87	1,081
522	Credit intermediation and related activities	66	f
524	Insurance carriers and related activities	15	308
54	Professional, scientific, and technical services	10	c
541	Professional, scientific, and technical services	10	c
55	Management of companies and enterprises	6	c
551	Management of companies and enterprises	6	c
56	Administrative and support and waste management and remediation services	4	g
561	Administrative and support services	4	g
62	Health care and social assistance	179	h
621	Ambulatory health care services	27	g
623	Nursing and residential care facilities	138	f
624	Social assistance	14	c
81	Other services (except public administration)	12	c
Hawaii			
	All industries	40	746
23	Construction	1	c
236	Construction of buildings	1	c
44-45	Retail trade	24	144
446	Health and personal care stores	22	c
52	Finance and insurance ²	5	c
524	Insurance carriers and related activities	4	100
62	Health care and social assistance	4	c
621	Ambulatory health care services	4	c
Idaho			
	All industries	38	1,917
21	Mining	1	e
212	Mining, except oil and gas	1	e
31-33	Manufacturing	3	1,039
42	Wholesale trade	11	c
424	Nondurable goods merchant wholesalers	11	c
62	Health care and social assistance	2	c
623	Nursing and residential care facilities	2	c
Illinois			
	All industries	813	21,704
21	Mining	1	c
211	Oil and gas extraction	1	c
31-33	Manufacturing	19	3,541
42	Wholesale trade	68	1,337
423	Durable goods merchant wholesalers	20	f
424	Nondurable goods merchant wholesalers	46	600
44-45	Retail trade	253	1,682
445	Food and beverage stores	34	c
446	Health and personal care stores	99	e
447	Gasoline stations	96	f
448	Clothing and clothing accessories stores	19	c
48-49	Transportation and warehousing ¹	27	991
484	Truck transportation	9	524
485	Transit and ground passenger transportation	4	e
51	Information	24	3,386
511	Publishing industries (except Internet)	20	h
517	Telecommunications	1	c
52	Finance and insurance ²	309	7,180
522	Credit intermediation and related activities	204	i
523	Securities intermediation and related activities	78	f
524	Insurance carriers and related activities	27	f
53	Real estate and rental and leasing	2	c
531	Real estate	2	c
54	Professional, scientific, and technical services	9	199
541	Professional, scientific, and technical services	9	199
55	Management of companies and enterprises	19	g
551	Management of companies and enterprises	19	g
56	Administrative and support and waste management and remediation services	5	534
561	Administrative and support services	5	534
62	Health care and social assistance	36	454
623	Nursing and residential care facilities	30	e
72	Accommodation and food services	10	e
722	Food services and drinking places	10	e
81	Other services (except public administration)	30	e
811	Repair and maintenance	30	e

See the notes at the end of the table.

Table A3.15 Number and Employment of Canadian-Owned Establishments, by State and Industry—Continues

NAICS code	Industry	Number of establishments	Number of employees
Indiana			
	All industries	953	13,625
31–33	Manufacturing	14	3,339
42	Wholesale trade	49	664
423	Durable goods merchant wholesalers	11	e
424	Nondurable goods merchant wholesalers	38	e
44–45	Retail trade	207	g
446	Health and personal care stores	49	c
447	Gasoline stations	150	g
48–49	Transportation and warehousing ¹	25	598
484	Truck transportation	10	435
51	Information	4	e
511	Publishing industries (except Internet)	3	e
52	Finance and insurance ²	66	635
522	Credit intermediation and related activities	56	f
55	Management of companies and enterprises	5	e
551	Management of companies and enterprises	5	e
56	Administrative and support and waste management and remediation services	4	f
561	Administrative and support services	4	f
62	Health care and social assistance	567	5,338
621	Ambulatory health care services	12	e
623	Nursing and residential care facilities	554	i
Iowa			
	All industries	103	3,329
31–33	Manufacturing	13	2,323
42	Wholesale trade	26	197
423	Durable goods merchant wholesalers	7	c
44–45	Retail trade	30	142
446	Health and personal care stores	26	c
52	Finance and insurance ²	11	c
523	Securities intermediation and related activities	4	c
56	Administrative and support and waste management and remediation services	4	e
561	Administrative and support services	4	e
Kansas			
	All industries	220	22,947
31–33	Manufacturing	7	j
42	Wholesale trade	8	153
423	Durable goods merchant wholesalers	3	126
48–49	Transportation and warehousing ¹	9	262
484	Truck transportation	3	c
52	Finance and insurance ²	12	428
524	Insurance carriers and related activities	8	e
62	Health care and social assistance	160	g
621	Ambulatory health care services	5	122
623	Nursing and residential care facilities	153	g
624	Social assistance	2	c
Kentucky			
	All industries	540	10,337
31–33	Manufacturing	16	3,712
42	Wholesale trade	18	c
424	Nondurable goods merchant wholesalers	16	c
44–45	Retail trade	109	f
446	Health and personal care stores	39	c
447	Gasoline stations	65	f
48–49	Transportation and warehousing ¹	11	207
484	Truck transportation	8	c
54	Professional, scientific, and technical services	3	c
541	Professional, scientific, and technical services	3	c
55	Management of companies and enterprises	13	588
551	Management of companies and enterprises	13	588
62	Health care and social assistance	361	h
621	Ambulatory health care services	5	e
623	Nursing and residential care facilities	354	h
624	Social assistance	2	c
Louisiana			
	All industries	376	4,425
21	Mining	11	c
211	Oil and gas extraction	11	c
31–33	Manufacturing	5	936
42	Wholesale trade	5	144
44–45	Retail trade	213	g
446	Health and personal care stores	36	c
447	Gasoline stations	169	g
48–49	Transportation and warehousing ¹	16	214
486	Pipeline transportation	13	c
56	Administrative and support and waste management and remediation services	15	f
561	Administrative and support services	1	e
562	Waste management and remediation services	14	e
62	Health care and social assistance	97	f
621	Ambulatory health care services	5	c
623	Nursing and residential care facilities	91	e

See the notes at the end of the table.

Table A3.15 Number and Employment of Canadian-Owned Establishments, by State and Industry—Continues

NAICS code	Industry	Number of establishments	Number of employees
Maine			
	All industries	227	6,208
22	Utilities	2	e
221	Utilities	2	e
31-33	Manufacturing	5	653
44-45	Retail trade	106	g
446	Health and personal care stores	14	c
447	Gasoline stations	82	f
454	Nonstore retailers	9	c
48-49	Transportation and warehousing ¹	6	c
485	Transit and ground passenger transportation	3	c
52	Finance and insurance ²	82	h
522	Credit intermediation and related activities	61	h
523	Securities intermediation and related activities	13	c
524	Insurance carriers and related activities	8	153
54	Professional, scientific, and technical services	8	e
541	Professional, scientific, and technical services	8	e
55	Management of companies and enterprises	5	c
551	Management of companies and enterprises	5	c
56	Administrative and support and waste management and remediation services	1	c
561	Administrative and support services	1	c
Maryland			
	All industries	181	5,041
31-33	Manufacturing	11	1,245
42	Wholesale trade	21	576
423	Durable goods merchant wholesalers	8	c
424	Nondurable goods merchant wholesalers	12	e
44-45	Retail trade	86	914
446	Health and personal care stores	77	f
48-49	Transportation and warehousing ¹	3	c
484	Truck transportation	2	c
52	Finance and insurance ²	15	167
523	Securities intermediation and related activities	9	c
54	Professional, scientific, and technical services	12	507
541	Professional, scientific, and technical services	12	507
55	Management of companies and enterprises	6	378
551	Management of companies and enterprises	6	378
56	Administrative and support and waste management and remediation services	5	c
561	Administrative and support services	5	c
62	Health care and social assistance	11	c
71	Arts, entertainment, and recreation	6	f
711	Performing arts, spectator sports, and related industries	4	f
72	Accommodation and food services	2	c
722	Food services and drinking places	2	c
Massachusetts			
	All industries	579	23,575
23	Construction	2	c
238	Specialty trade contractors	2	c
31-33	Manufacturing	11	1,945
42	Wholesale trade	29	829
423	Durable goods merchant wholesalers	17	253
424	Nondurable goods merchant wholesalers	12	576
44-45	Retail trade	271	4,285
441	Motor vehicle and parts dealers	22	e
446	Health and personal care stores	219	h
448	Clothing and clothing accessories stores	20	c
51	Information	8	e
518	Internet service providers, Web search portals, and data processing	3	e
52	Finance and insurance ²	209	j
522	Credit intermediation and related activities	145	g
523	Securities intermediation and related activities	44	2,204
524	Insurance carriers and related activities	20	i
54	Professional, scientific, and technical services	10	g
541	Professional, scientific, and technical services	10	g
55	Management of companies and enterprises	10	g
551	Management of companies and enterprises	10	g
56	Administrative and support and waste management and remediation services	3	e
561	Administrative and support services	3	e
62	Health care and social assistance	17	g
621	Ambulatory health care services	17	g
Michigan			
	All industries	344	14,884
23	Construction	2	c
31-33	Manufacturing	33	4,417
42	Wholesale trade	52	1,330
423	Durable goods merchant wholesalers	15	675
424	Nondurable goods merchant wholesalers	37	655
44-45	Retail trade	114	585
446	Health and personal care stores	81	e
448	Clothing and clothing accessories stores	10	c
48-49	Transportation and warehousing ¹	37	642
484	Truck transportation	10	e
486	Pipeline transportation	26	e
51	Information	12	g
511	Publishing industries (except Internet)	9	g

See the notes at the end of the table.

Table A3.15 Number and Employment of Canadian-Owned Establishments, by State and Industry—Continues

NAICS code	Industry	Number of establishments	Number of employees
52	Finance and insurance ²	9	122
524	Insurance carriers and related activities	6	111
54	Professional, scientific, and technical services	18	1,171
541	Professional, scientific, and technical services	18	1,171
55	Management of companies and enterprises	9	e
551	Management of companies and enterprises	9	e
62	Health care and social assistance	45	h
621	Ambulatory health care services	1	e
623	Nursing and residential care facilities	42	h
81	Other services (except public administration)	9	c
812	Personal and laundry services	8	c
Minnesota			
	All industries	216	16,711
23	Construction	4	873
236	Construction of buildings	3	e
237	Heavy and civil engineering construction	1	f
31-33	Manufacturing	14	1,758
42	Wholesale trade	28	1,359
423	Durable goods merchant wholesalers	15	1,209
424	Nondurable goods merchant wholesalers	12	c
44-45	Retail trade	65	e
446	Health and personal care stores	60	c
48-49	Transportation and warehousing ¹	25	506
484	Truck transportation	10	c
485	Transit and ground passenger transportation	2	c
51	Information	4	i
511	Publishing industries (except Internet)	4	i
52	Finance and insurance ²	24	2,283
523	Securities intermediation and related activities	14	g
524	Insurance carriers and related activities	8	e
54	Professional, scientific, and technical services	3	e
541	Professional, scientific, and technical services	3	e
56	Administrative and support and waste management and remediation services	2	c
561	Administrative and support services	2	c
62	Health care and social assistance	32	g
621	Ambulatory health care services	24	e
623	Nursing and residential care facilities	8	g
Mississippi			
	All industries	63	2,588
31-33	Manufacturing	4	g
44-45	Retail trade	33	c
48-49	Transportation and warehousing ¹	7	e
493	Warehousing and storage	1	e
56	Administrative and support and waste management and remediation services	1	f
561	Administrative and support services	1	f
62	Health care and social assistance	3	c
621	Ambulatory health care services	2	c
Missouri			
	All industries	169	5,095
31-33	Manufacturing	14	1,718
42	Wholesale trade	19	216
423	Durable goods merchant wholesalers	8	c
44-45	Retail trade	48	199
446	Health and personal care stores	43	c
48-49	Transportation and warehousing ¹	9	155
484	Truck transportation	4	c
52	Finance and insurance ²	15	f
524	Insurance carriers and related activities	12	893
55	Management of companies and enterprises	2	c
551	Management of companies and enterprises	2	c
56	Administrative and support and waste management and remediation services	6	g
561	Administrative and support services	2	f
562	Waste management and remediation services	4	c
62	Health care and social assistance	48	f
621	Ambulatory health care services	9	233
623	Nursing and residential care facilities	39	e
Montana			
	All industries	18	440
21	Mining	1	c
212	Mining, except oil and gas	1	c
Nebraska			
	All industries	85	3,294
31-33	Manufacturing	5	664
52	Finance and insurance ²	11	e
523	Securities intermediation and related activities	7	e
54	Professional, scientific, and technical services	4	f
541	Professional, scientific, and technical services	4	f
55	Management of companies and enterprises	5	c
551	Management of companies and enterprises	5	c
56	Administrative and support and waste management and remediation services	2	e
561	Administrative and support services	2	e
62	Health care and social assistance	39	e
623	Nursing and residential care facilities	39	e

See the notes at the end of the table.

Table A3.15 Number and Employment of Canadian-Owned Establishments, by State and Industry—Continues

NAICS code	Industry	Number of establishments	Number of employees
Nevada			
	All industries	161	7,299
21	Mining	12	h
212	Mining, except oil and gas	11	4,265
31-33	Manufacturing	3	267
42	Wholesale trade	8	215
423	Durable goods merchant wholesalers	6	c
44-45	Retail trade	53	441
447	Gasoline stations	31	e
48-49	Transportation and warehousing ¹	5	c
53	Real estate and rental and leasing	1	e
531	Real estate	1	e
54	Professional, scientific, and technical services	4	c
541	Professional, scientific, and technical services	4	c
55	Management of companies and enterprises	5	c
551	Management of companies and enterprises	5	c
56	Administrative and support and waste management and remediation services	2	e
561	Administrative and support services	2	e
62	Health care and social assistance	52	712
621	Ambulatory health care services	2	e
623	Nursing and residential care facilities	50	e
New Hampshire			
	All industries	248	3,812
31-33	Manufacturing	3	236
44-45	Retail trade	133	g
446	Health and personal care stores	53	f
447	Gasoline stations	64	f
454	Nonstore retailers	11	e
48-49	Transportation and warehousing ¹	3	c
485	Transit and ground passenger transportation	3	c
52	Finance and insurance ²	92	1,306
522	Credit intermediation and related activities	68	f
523	Securities intermediation and related activities	15	e
524	Insurance carriers and related activities	9	c
55	Management of companies and enterprises	5	c
551	Management of companies and enterprises	5	c
New Jersey			
	All industries	539	14,576
23	Construction	4	c
31-33	Manufacturing	18	2,078
42	Wholesale trade	39	1,154
423	Durable goods merchant wholesalers	20	607
424	Nondurable goods merchant wholesalers	19	547
44-45	Retail trade	232	3,445
446	Health and personal care stores	211	h
448	Clothing and clothing accessories stores	16	c
48-49	Transportation and warehousing ¹	10	1,095
484	Truck transportation	3	c
485	Transit and ground passenger transportation	4	f
51	Information	11	348
511	Publishing industries (except Internet)	7	256
52	Finance and insurance ²	156	3,859
522	Credit intermediation and related activities	117	g
523	Securities intermediation and related activities	24	g
524	Insurance carriers and related activities	15	732
53	Real estate and rental and leasing	1	e
531	Real estate	1	e
54	Professional, scientific, and technical services	24	1,341
541	Professional, scientific, and technical services	24	1,341
55	Management of companies and enterprises	9	e
551	Management of companies and enterprises	9	e
61	Educational services	5	311
611	Educational services	5	311
62	Health care and social assistance	25	247
623	Nursing and residential care facilities	21	c
New Mexico			
	All industries	178	3,348
44-45	Retail trade	68	f
447	Gasoline stations	49	e
51	Information	2	c
511	Publishing industries (except Internet)	2	c
56	Administrative and support and waste management and remediation services	2	g
561	Administrative and support services	2	g
62	Health care and social assistance	95	f
623	Nursing and residential care facilities	94	f

See the notes at the end of the table.

Table A3.15 Number and Employment of Canadian-Owned Establishments, by State and Industry—Continues

NAICS code	Industry	Number of establishments	Number of employees
New York			
	All industries	1,106	36,850
22	Utilities.....	29	e
221	Utilities.....	29	e
23	Construction.....	3	c
31-33	Manufacturing.....	72	9,005
42	Wholesale trade.....	113	4,120
423	Durable goods merchant wholesalers.....	65	2,750
424	Nondurable goods merchant wholesalers.....	46	g
44-45	Retail trade.....	589	9,007
446	Health and personal care stores.....	515	i
448	Clothing and clothing accessories stores.....	41	e
454	Nonstore retailers.....	3	e
48-49	Transportation and warehousing ¹	15	790
488	Support activities for transportation.....	5	170
493	Warehousing and storage.....	4	f
51	Information.....	23	2,792
511	Publishing industries (except Internet).....	12	2,758
52	Finance and insurance ²	129	3,654
522	Credit intermediation and related activities.....	66	991
523	Securities intermediation and related activities.....	36	2,023
524	Insurance carriers and related activities.....	27	640
53	Real estate and rental and leasing.....	11	f
531	Real estate.....	9	f
54	Professional, scientific, and technical services.....	41	1,545
541	Professional, scientific, and technical services.....	41	1,545
55	Management of companies and enterprises.....	20	g
551	Management of companies and enterprises.....	20	g
56	Administrative and support and waste management and remediation services.....	27	1,580
561	Administrative and support services.....	8	f
562	Waste management and remediation services.....	19	f
61	Educational services.....	2	c
611	Educational services.....	2	c
62	Health care and social assistance.....	13	714
621	Ambulatory health care services.....	6	e
623	Nursing and residential care facilities.....	7	e
72	Accommodation and food services.....	5	184
722	Food services and drinking places.....	5	184
North Carolina			
	All industries	1,050	22,620
23	Construction.....	4	161
236	Construction of buildings.....	2	c
31-33	Manufacturing.....	26	3,620
42	Wholesale trade.....	66	3,163
423	Durable goods merchant wholesalers.....	13	h
424	Nondurable goods merchant wholesalers.....	51	578
44-45	Retail trade.....	436	6,523
446	Health and personal care stores.....	355	i
447	Gasoline stations.....	70	f
48-49	Transportation and warehousing ¹	9	572
493	Warehousing and storage.....	3	e
51	Information.....	7	e
511	Publishing industries (except Internet).....	6	e
52	Finance and insurance ²	224	3,542
522	Credit intermediation and related activities.....	200	h
523	Securities intermediation and related activities.....	10	123
524	Insurance carriers and related activities.....	14	c
54	Professional, scientific, and technical services.....	13	246
541	Professional, scientific, and technical services.....	13	246
55	Management of companies and enterprises.....	5	c
551	Management of companies and enterprises.....	5	c
56	Administrative and support and waste management and remediation services.....	1	e
561	Administrative and support services.....	1	e
62	Health care and social assistance.....	256	h
621	Ambulatory health care services.....	83	h
623	Nursing and residential care facilities.....	172	g
North Dakota			
	All industries	20	416
31-33	Manufacturing.....	2	c

See the notes at the end of the table.

Table A3.15 Number and Employment of Canadian-Owned Establishments, by State and Industry—Continues

NAICS code	Industry	Number of establishments	Number of employees
Ohio			
	All industries	945	17,824
31-33	Manufacturing	33	3,384
42	Wholesale trade	74	2,183
423	Durable goods merchant wholesalers	33	1,548
424	Nondurable goods merchant wholesalers	40	f
44-45	Retail trade	423	h
445	Food and beverage stores	85	f
446	Health and personal care stores	102	e
447	Gasoline stations	220	g
48-49	Transportation and warehousing ¹	16	856
484	Truck transportation	9	f
493	Warehousing and storage	4	c
51	Information	5	e
511	Publishing industries (except Internet)	5	e
52	Finance and insurance ²	31	e
523	Securities intermediation and related activities	11	c
524	Insurance carriers and related activities	19	160
54	Professional, scientific, and technical services	9	304
541	Professional, scientific, and technical services	9	304
55	Management of companies and enterprises	5	e
551	Management of companies and enterprises	5	e
62	Health care and social assistance	312	6,088
621	Ambulatory health care services	7	f
623	Nursing and residential care facilities	305	i
71	Arts, entertainment, and recreation	1	c
711	Performing arts, spectator sports, and related industries	1	c
72	Accommodation and food services	8	c
722	Food services and drinking places	8	c
81	Other services (except public administration)	21	256
811	Repair and maintenance	2	c
812	Personal and laundry services	19	c
Oklahoma			
	All industries	309	5,635
31-33	Manufacturing	3	g
44-45	Retail trade	84	f
446	Health and personal care stores	29	c
447	Gasoline stations	52	e
48-49	Transportation and warehousing ¹	11	152
56	Administrative and support and waste management and remediation services	7	f
561	Administrative and support services	2	f
62	Health care and social assistance	186	1,454
621	Ambulatory health care services	11	c
622	Hospitals	1	c
623	Nursing and residential care facilities	172	f
624	Social assistance	2	e
71	Arts, entertainment, and recreation	1	f
711	Performing arts, spectator sports, and related industries	1	f
Oregon			
	All industries	116	3,632
23	Construction	3	c
238	Specialty trade contractors	3	c
31-33	Manufacturing	10	1,246
42	Wholesale trade	24	329
423	Durable goods merchant wholesalers	14	c
424	Nondurable goods merchant wholesalers	9	c
44-45	Retail trade	40	c
445	Food and beverage stores	16	c
48-49	Transportation and warehousing ¹	4	c
484	Truck transportation	3	c
52	Finance and insurance ²	16	181
523	Securities intermediation and related activities	6	c
54	Professional, scientific, and technical services	3	e
541	Professional, scientific, and technical services	3	e
62	Health care and social assistance	8	f
621	Ambulatory health care services	6	f
623	Nursing and residential care facilities	2	c
71	Arts, entertainment, and recreation	3	c
711	Performing arts, spectator sports, and related industries	1	c
Pennsylvania			
	All industries	751	30,402
31-33	Manufacturing	41	10,096
42	Wholesale trade	72	1,767
423	Durable goods merchant wholesalers	46	f
424	Nondurable goods merchant wholesalers	25	f
425	Wholesale electronic markets and agents and brokers	1	c
44-45	Retail trade	447	8,076
446	Health and personal care stores	415	7,830
48-49	Transportation and warehousing ¹	23	2,309
484	Truck transportation	6	558
485	Transit and ground passenger transportation	12	f
493	Warehousing and storage	3	g
51	Information	8	138
52	Finance and insurance ²	47	1,029
522	Credit intermediation and related activities	23	c
523	Securities intermediation and related activities	13	e
524	Insurance carriers and related activities	11	618

See the notes at the end of the table.

Table A3.15 Number and Employment of Canadian-Owned Establishments, by State and Industry—Continues

NAICS code	Industry	Number of establishments	Number of employees
53	Real estate and rental and leasing	3	c
531	Real estate	2	c
54	Professional, scientific, and technical services	18	1,320
541	Professional, scientific, and technical services	18	1,320
55	Management of companies and enterprises	11	f
551	Management of companies and enterprises	11	f
56	Administrative and support and waste management and remediation services	7	127
61	Educational services	2	c
611	Educational services	2	c
62	Health care and social assistance	61	3,622
621	Ambulatory health care services	18	e
623	Nursing and residential care facilities	43	h
71	Arts, entertainment, and recreation	2	e
711	Performing arts, spectator sports, and related industries	1	e
Rhode Island			
44–45	All industries	72	986
446	Retail trade	62	f
446	Health and personal care stores	59	f
South Carolina			
	All industries	298	8,910
31–33	Manufacturing	27	3,597
42	Wholesale trade	20	376
423	Durable goods merchant wholesalers	6	144
424	Nondurable goods merchant wholesalers	14	232
44–45	Retail trade	200	h
446	Health and personal care stores	135	g
447	Gasoline stations	64	f
48–49	Transportation and warehousing ¹	5	190
484	Truck transportation	4	105
52	Finance and insurance ²	25	832
522	Credit intermediation and related activities	12	c
524	Insurance carriers and related activities	9	f
54	Professional, scientific, and technical services	4	c
541	Professional, scientific, and technical services	4	c
55	Management of companies and enterprises	4	c
551	Management of companies and enterprises	4	c
56	Administrative and support and waste management and remediation services	2	c
561	Administrative and support services	2	c
62	Health care and social assistance	9	e
621	Ambulatory health care services	7	293
South Dakota			
	All industries	31	2,037
31–33	Manufacturing	5	1,311
62	Health care and social assistance	6	e
622	Hospitals	3	e
Tennessee			
	All industries	260	10,666
31–33	Manufacturing	20	4,982
42	Wholesale trade	34	1,020
423	Durable goods merchant wholesalers	14	659
424	Nondurable goods merchant wholesalers	19	e
44–45	Retail trade	152	1,544
446	Health and personal care stores	93	g
447	Gasoline stations	55	e
48–49	Transportation and warehousing ¹	16	1,256
484	Truck transportation	7	160
493	Warehousing and storage	4	g
52	Finance and insurance ²	11	124
55	Management of companies and enterprises	2	c
551	Management of companies and enterprises	2	c
56	Administrative and support and waste management and remediation services	3	g
561	Administrative and support services	3	g
62	Health care and social assistance	17	e
621	Ambulatory health care services	7	c
623	Nursing and residential care facilities	10	c
Texas			
	All industries	1,067	36,698
21	Mining	33	1,198
211	Oil and gas extraction	27	1,027
213	Support activities for mining	5	168
23	Construction	5	862
238	Specialty trade contractors	3	f
31–33	Manufacturing	31	3,716
42	Wholesale trade	77	6,668
423	Durable goods merchant wholesalers	64	6,438
424	Nondurable goods merchant wholesalers	10	c
425	Wholesale electronic markets and agents and brokers	3	c
44–45	Retail trade	296	1,423
446	Health and personal care stores	207	f
447	Gasoline stations	56	e
448	Clothing and clothing accessories stores	30	e

See the notes at the end of the table.

Table A3.15 Number and Employment of Canadian-Owned Establishments, by State and Industry—Continues

NAICS code	Industry	Number of establishments	Number of employees
48-49	Transportation and warehousing ¹	29	1,059
484	Truck transportation	12	e
486	Pipeline transportation	11	e
488	Support activities for transportation	3	e
51	Information	6	f
511	Publishing industries (except Internet)	5	f
52	Finance and insurance ²	57	2,515
522	Credit intermediation and related activities	8	e
523	Securities intermediation and related activities	23	g
524	Insurance carriers and related activities	26	849
53	Real estate and rental and leasing	7	158
531	Real estate	5	c
54	Professional, scientific, and technical services	22	1,282
541	Professional, scientific, and technical services	22	1,282
55	Management of companies and enterprises	11	c
551	Management of companies and enterprises	11	c
56	Administrative and support and waste management and remediation services	37	h
561	Administrative and support services	6	h
562	Waste management and remediation services	31	f
61	Educational services	4	f
611	Educational services	4	f
62	Health care and social assistance	443	11,159
621	Ambulatory health care services	82	h
623	Nursing and residential care facilities	357	i
71	Arts, entertainment, and recreation	2	e
711	Performing arts, spectator sports, and related industries	1	e
72	Accommodation and food services	4	e
722	Food services and drinking places	4	e
81	Other services (except public administration)	3	369
811	Repair and maintenance	3	369
Utah			
	All industries	79	2,925
23	Construction	6	e
238	Specialty trade contractors	5	c
31-33	Manufacturing	9	742
42	Wholesale trade	10	385
423	Durable goods merchant wholesalers	7	e
44-45	Retail trade	25	f
454	Nonstore retailers	1	f
54	Professional, scientific, and technical services	3	c
541	Professional, scientific, and technical services	3	c
55	Management of companies and enterprises	5	297
551	Management of companies and enterprises	5	297
56	Administrative and support and waste management and remediation services	3	c
561	Administrative and support services	3	c
Vermont			
	All industries	120	2,811
22	Utilities	10	e
221	Utilities	10	e
31-33	Manufacturing	6	546
44-45	Retail trade	53	944
446	Health and personal care stores	35	f
447	Gasoline stations	9	c
454	Nonstore retailers	7	c
48-49	Transportation and warehousing ¹	1	c
485	Transit and ground passenger transportation	1	c
52	Finance and insurance ²	40	e
522	Credit intermediation and related activities	28	c
72	Accommodation and food services	1	e
721	Accommodation	1	e
Virginia			
	All industries	346	12,665
31-33	Manufacturing	9	1,566
42	Wholesale trade	36	708
423	Durable goods merchant wholesalers	12	322
424	Nondurable goods merchant wholesalers	24	386
44-45	Retail trade	175	2,555
446	Health and personal care stores	166	g
48-49	Transportation and warehousing ¹	7	190
51	Information	8	c
511	Publishing industries (except Internet)	4	c
519	Other information services	3	c
52	Finance and insurance ²	32	364
522	Credit intermediation and related activities	17	c
523	Securities intermediation and related activities	8	c
53	Real estate and rental and leasing	4	107
531	Real estate	4	107
54	Professional, scientific, and technical services	25	3,409
541	Professional, scientific, and technical services	25	3,409
55	Management of companies and enterprises	4	e
551	Management of companies and enterprises	4	e
56	Administrative and support and waste management and remediation services	12	h
561	Administrative and support services	12	h
62	Health care and social assistance	31	f
621	Ambulatory health care services	8	c
623	Nursing and residential care facilities	17	c
624	Social assistance	6	e

See the notes at the end of the table.

Table A3.15 Number and Employment of Canadian-Owned Establishments, by State and Industry—Table Ends

NAICS code	Industry	Number of establishments	Number of employees
Washington			
	All industries	368	14,145
21	Mining	5	234
212	Mining, except oil and gas	1	c
23	Construction	12	1,562
236	Construction of buildings	4	540
237	Heavy and civil engineering construction	1	f
238	Specialty trade contractors	7	e
31–33	Manufacturing	28	3,699
42	Wholesale trade	65	877
423	Durable goods merchant wholesalers	35	568
424	Nondurable goods merchant wholesalers	27	e
44–45	Retail trade	64	424
446	Health and personal care stores	47	c
48–49	Transportation and warehousing ¹	17	323
484	Truck transportation	8	c
493	Warehousing and storage	7	201
51	Information	9	220
511	Publishing industries (except Internet)	6	134
52	Finance and insurance ²	31	491
523	Securities intermediation and related activities	16	e
524	Insurance carriers and related activities	11	c
53	Real estate and rental and leasing	12	141
531	Real estate	12	141
54	Professional, scientific, and technical services	9	557
541	Professional, scientific, and technical services	9	557
62	Health care and social assistance	76	4,114
621	Ambulatory health care services	13	f
623	Nursing and residential care facilities	53	g
624	Social assistance	10	g
71	Arts, entertainment, and recreation	6	f
713	Amusement, gambling, and recreation industries	6	f
72	Accommodation and food services	21	834
721	Accommodation	6	171
722	Food services and drinking places	15	663
81	Other services (except public administration)	9	c
West Virginia			
	All industries	277	5,254
31–33	Manufacturing	4	1,702
44–45	Retail trade	25	126
446	Health and personal care stores	24	c
48–49	Transportation and warehousing ¹	2	e
488	Support activities for transportation	1	e
56	Administrative and support and waste management and remediation services	2	e
561	Administrative and support services	2	e
62	Health care and social assistance	239	h
623	Nursing and residential care facilities	235	g
Wisconsin			
	All industries	213	14,493
31–33	Manufacturing	30	5,855
42	Wholesale trade	22	686
423	Durable goods merchant wholesalers	10	458
424	Nondurable goods merchant wholesalers	11	c
44–45	Retail trade	62	c
446	Health and personal care stores	54	c
48–49	Transportation and warehousing ¹	21	313
484	Truck transportation	4	c
486	Pipeline transportation	16	c
51	Information	3	f
511	Publishing industries (except Internet)	1	f
518	Internet service providers, Web search portals, and data processing	1	c
52	Finance and insurance ²	23	560
523	Securities intermediation and related activities	9	c
524	Insurance carriers and related activities	13	e
54	Professional, scientific, and technical services	3	112
541	Professional, scientific, and technical services	3	112
55	Management of companies and enterprises	6	574
551	Management of companies and enterprises	6	574
56	Administrative and support and waste management and remediation services	6	f
561	Administrative and support services	6	f
62	Health care and social assistance	34	h
621	Ambulatory health care services	5	g
623	Nursing and residential care facilities	29	g
Wyoming			
	All industries	19	435
31–33	Manufacturing	1	c

NOTES: This table shows all two- and three-digit industries in which Canadian-owned establishments have at least 100 employees. The following ranges are given in employment cells that are suppressed: a—0 to 19; b—20 to 99; c—100 to 249; e—250 to 499; f—500 to 999; g—1,000 to 2,499; h—2,500 to 4,999; i—5,000 to 9,999; j—10,000 to 24,999; k—25,000 to 49,999; l—50,000 to 99,999; m—100,000 or more.

Table A3.16 Number and Employment of French-Owned Establishments, by State and Industry—Continues

NAICS code	Industry	Number of establishments	Number of employees
Alabama			
	All industries	171	7,201
21	Mining	2	e
212	Mining, except oil and gas	2	e
31-33	Manufacturing	44	4,073
42	Wholesale trade	40	583
423	Durable goods merchant wholesalers	36	f
56	Administrative and support and waste management and remediation services	14	f
561	Administrative and support services	7	318
562	Waste management and remediation services	7	c
72	Accommodation and food services	43	g
721	Accommodation	10	c
722	Food services and drinking places	33	g
Alaska			
	All industries	62	f
23	Construction	9	c
237	Heavy and civil engineering construction	9	c
31-33	Manufacturing	38	c
54	Professional, scientific, and technical services	1	c
541	Professional, scientific, and technical services	1	c
Arizona			
	All industries	243	7,313
23	Construction	2	c
238	Specialty trade contractors	2	c
31-33	Manufacturing	3	e
42	Wholesale trade	32	399
423	Durable goods merchant wholesalers	13	c
424	Nondurable goods merchant wholesalers	19	c
44-45	Retail trade	14	226
48-49	Transportation and warehousing ¹	8	g
485	Transit and ground passenger transportation	5	g
52	Finance and insurance ²	26	e
522	Credit intermediation and related activities	22	c
54	Professional, scientific, and technical services	4	c
541	Professional, scientific, and technical services	4	c
55	Management of companies and enterprises	14	c
551	Management of companies and enterprises	14	c
56	Administrative and support and waste management and remediation services	6	e
561	Administrative and support services	5	e
72	Accommodation and food services	121	h
721	Accommodation	36	f
722	Food services and drinking places	85	g
81	Other services (except public administration)	1	e
812	Personal and laundry services	1	e
Arkansas			
	All industries	65	4,935
31-33	Manufacturing	16	3,740
42	Wholesale trade	14	333
424	Nondurable goods merchant wholesalers	6	e
54	Professional, scientific, and technical services	1	c
541	Professional, scientific, and technical services	1	c
72	Accommodation and food services	22	e
721	Accommodation	10	c
722	Food services and drinking places	12	e
California			
	All industries	1,829	74,385
21	Mining	2	e
212	Mining, except oil and gas	2	e
22	Utilities	20	c
221	Utilities	20	c
23	Construction	11	e
237	Heavy and civil engineering construction	2	e
238	Specialty trade contractors	9	c
31-33	Manufacturing	119	18,503
42	Wholesale trade	159	3,336
423	Durable goods merchant wholesalers	54	2,173
424	Nondurable goods merchant wholesalers	102	g
44-45	Retail trade	205	4,068
442	Furniture and home furnishings stores	23	c
446	Health and personal care stores	57	g
448	Clothing and clothing accessories stores	104	2,210
452	General merchandise stores	4	e
48-49	Transportation and warehousing ¹	46	5,364
485	Transit and ground passenger transportation	21	h
488	Support activities for transportation	18	g
51	Information	147	11,664
511	Publishing industries (except Internet)	15	1,412
512	Motion picture and sound recording industries	31	7,209
515	Broadcasting (except Internet)	93	h
517	Telecommunications	5	195
52	Finance and insurance ²	303	7,793
522	Credit intermediation and related activities	263	i
523	Securities intermediation and related activities	26	g
524	Insurance carriers and related activities	14	f

See the notes at the end of the table.

Table A3.16 Number and Employment of French-Owned Establishments, by State and Industry—Continues

NAICS code	Industry	Number of establishments	Number of employees
54	Professional, scientific, and technical services	47	2,637
541	Professional, scientific, and technical services	47	2,637
55	Management of companies and enterprises	111	g
551	Management of companies and enterprises	111	g
56	Administrative and support and waste management and remediation services	26	f
561	Administrative and support services	18	f
562	Waste management and remediation services	8	e
71	Arts, entertainment, and recreation	3	h
713	Amusement, gambling, and recreation industries	1	h
72	Accommodation and food services	623	j
721	Accommodation	166	h
722	Food services and drinking places	457	i
81	Other services (except public administration)	3	f
812	Personal and laundry services	2	f
Colorado			
	All industries	341	6,214
23	Construction	7	221
238	Specialty trade contractors	3	c
31–33	Manufacturing	13	331
42	Wholesale trade	28	370
423	Durable goods merchant wholesalers	20	e
44–45	Retail trade	16	162
48–49	Transportation and warehousing ¹	9	964
485	Transit and ground passenger transportation	2	e
488	Support activities for transportation	7	e
52	Finance and insurance ²	101	g
522	Credit intermediation and related activities	80	f
524	Insurance carriers and related activities	17	c
55	Management of companies and enterprises	22	c
551	Management of companies and enterprises	22	c
56	Administrative and support and waste management and remediation services	7	e
561	Administrative and support services	5	c
562	Waste management and remediation services	2	c
72	Accommodation and food services	113	2,232
721	Accommodation	15	e
722	Food services and drinking places	98	g
Connecticut			
	All industries	283	12,094
23	Construction	3	g
237	Heavy and civil engineering construction	1	g
31–33	Manufacturing	10	2,028
42	Wholesale trade	11	180
423	Durable goods merchant wholesalers	9	c
44–45	Retail trade	13	267
446	Health and personal care stores	4	c
448	Clothing and clothing accessories stores	5	c
51	Information	9	250
515	Broadcasting (except Internet)	7	c
52	Finance and insurance ²	8	e
523	Securities intermediation and related activities	5	c
524	Insurance carriers and related activities	2	c
54	Professional, scientific, and technical services	8	2,803
541	Professional, scientific, and technical services	8	2,803
55	Management of companies and enterprises	64	f
551	Management of companies and enterprises	64	f
72	Accommodation and food services	142	h
721	Accommodation	7	c
722	Food services and drinking places	135	g
Delaware			
	All industries	112	1,455
42	Wholesale trade	5	c
424	Nondurable goods merchant wholesalers	3	c
48–49	Transportation and warehousing ¹	3	e
488	Support activities for transportation	2	e
72	Accommodation and food services	41	f
722	Food services and drinking places	40	f
District of Columbia			
	All industries	89	2,649
51	Information	22	f
515	Broadcasting (except Internet)	19	f
56	Administrative and support and waste management and remediation services	3	c
561	Administrative and support services	3	c
72	Accommodation and food services	48	g
721	Accommodation	1	c
722	Food services and drinking places	47	g

See the notes at the end of the table.

Table A3.16 Number and Employment of French-Owned Establishments, by State and Industry—Continues

NAICS code	Industry	Number of establishments	Number of employees
Florida			
	All industries	671	29,785
22	Utilities	10	c
221	Utilities	10	c
23	Construction	12	f
237	Heavy and civil engineering construction	4	f
238	Specialty trade contractors	8	c
31-33	Manufacturing	22	2,413
42	Wholesale trade	124	2,120
423	Durable goods merchant wholesalers	94	1,694
424	Nondurable goods merchant wholesalers	30	426
44-45	Retail trade	106	1,759
442	Furniture and home furnishings stores	16	c
444	Building material and garden equipment and supplies dealers	15	e
446	Health and personal care stores	16	e
448	Clothing and clothing accessories stores	58	888
48-49	Transportation and warehousing ¹	16	2,768
485	Transit and ground passenger transportation	2	e
488	Support activities for transportation	11	2,304
51	Information	42	2,061
511	Publishing industries (except Internet)	6	218
512	Motion picture and sound recording industries	4	c
515	Broadcasting (except Internet)	25	g
517	Telecommunications	5	498
52	Finance and insurance ²	20	778
522	Credit intermediation and related activities	3	c
523	Securities intermediation and related activities	7	c
524	Insurance carriers and related activities	10	e
54	Professional, scientific, and technical services	13	264
541	Professional, scientific, and technical services	13	264
55	Management of companies and enterprises	76	g
551	Management of companies and enterprises	76	g
56	Administrative and support and waste management and remediation services	32	g
561	Administrative and support services	14	1,244
562	Waste management and remediation services	18	f
71	Arts, entertainment, and recreation	4	i
713	Amusement, gambling, and recreation industries	4	i
72	Accommodation and food services	190	h
721	Accommodation	32	f
722	Food services and drinking places	158	h
Georgia			
	All industries	486	15,147
21	Mining	21	g
212	Mining, except oil and gas	21	g
23	Construction	9	f
237	Heavy and civil engineering construction	6	e
238	Specialty trade contractors	3	e
31-33	Manufacturing	80	2,405
42	Wholesale trade	75	2,708
423	Durable goods merchant wholesalers	54	g
424	Nondurable goods merchant wholesalers	20	1,252
44-45	Retail trade	19	328
446	Health and personal care stores	4	c
448	Clothing and clothing accessories stores	7	149
48-49	Transportation and warehousing ¹	7	420
485	Transit and ground passenger transportation	2	e
51	Information	9	170
511	Publishing industries (except Internet)	3	c
52	Finance and insurance ²	13	e
524	Insurance carriers and related activities	11	e
54	Professional, scientific, and technical services	17	1,446
541	Professional, scientific, and technical services	17	1,446
55	Management of companies and enterprises	52	1,266
551	Management of companies and enterprises	52	1,266
56	Administrative and support and waste management and remediation services	10	891
561	Administrative and support services	4	f
562	Waste management and remediation services	6	c
72	Accommodation and food services	169	h
721	Accommodation	14	c
722	Food services and drinking places	155	h
Hawaii			
	All industries	143	4,593
31-33	Manufacturing	3	c
44-45	Retail trade	31	1,181
448	Clothing and clothing accessories stores	24	e
452	General merchandise stores	4	f
48-49	Transportation and warehousing ¹	6	e
488	Support activities for transportation	3	c
493	Warehousing and storage	3	c
52	Finance and insurance ²	65	g
522	Credit intermediation and related activities	62	g
55	Management of companies and enterprises	3	c
551	Management of companies and enterprises	3	c
72	Accommodation and food services	26	f
722	Food services and drinking places	26	f

See the notes at the end of the table.

Table A3.16 Number and Employment of French-Owned Establishments, by State and Industry—Continues

NAICS code	Industry	Number of establishments	Number of employees
Idaho			
	All industries	32	1,859
22	Utilities	2	c
221	Utilities	2	c
31-33	Manufacturing	1	f
56	Administrative and support and waste management and remediation services	3	f
561	Administrative and support services	3	f
72	Accommodation and food services	14	f
722	Food services and drinking places	9	e
Illinois			
	All industries	699	29,684
21	Mining	8	289
212	Mining, except oil and gas	8	289
31-33	Manufacturing	22	2,263
42	Wholesale trade	52	1,210
423	Durable goods merchant wholesalers	39	1,093
424	Nondurable goods merchant wholesalers	12	c
44-45	Retail trade	68	1,054
446	Health and personal care stores	14	e
448	Clothing and clothing accessories stores	25	527
451	Sporting goods, hobby, book, and music stores	18	c
48-49	Transportation and warehousing ¹	8	1,040
485	Transit and ground passenger transportation	2	c
488	Support activities for transportation	5	f
51	Information	34	892
511	Publishing industries (except Internet)	4	121
515	Broadcasting (except Internet)	26	f
52	Finance and insurance ²	25	1,660
523	Securities intermediation and related activities	12	1,149
524	Insurance carriers and related activities	9	e
54	Professional, scientific, and technical services	43	8,104
541	Professional, scientific, and technical services	43	8,104
55	Management of companies and enterprises	71	g
551	Management of companies and enterprises	71	g
56	Administrative and support and waste management and remediation services	47	3,893
561	Administrative and support services	25	h
562	Waste management and remediation services	22	f
72	Accommodation and food services	309	7,356
721	Accommodation	20	f
722	Food services and drinking places	289	i
Indiana			
	All industries	186	15,242
22	Utilities	6	f
221	Utilities	6	f
31-33	Manufacturing	10	6,465
42	Wholesale trade	26	261
423	Durable goods merchant wholesalers	12	c
424	Nondurable goods merchant wholesalers	14	c
44-45	Retail trade	8	g
454	Nonstore retailers	1	g
48-49	Transportation and warehousing ¹	3	c
493	Warehousing and storage	2	c
51	Information	1	e
511	Publishing industries (except Internet)	1	e
54	Professional, scientific, and technical services	11	251
541	Professional, scientific, and technical services	11	251
55	Management of companies and enterprises	13	f
551	Management of companies and enterprises	13	f
56	Administrative and support and waste management and remediation services	15	h
561	Administrative and support services	10	2,710
562	Waste management and remediation services	5	c
72	Accommodation and food services	85	g
721	Accommodation	14	c
722	Food services and drinking places	71	g
Iowa			
	All industries	135	3,086
31-33	Manufacturing	8	1,219
52	Finance and insurance ²	36	e
522	Credit intermediation and related activities	34	e
54	Professional, scientific, and technical services	4	c
541	Professional, scientific, and technical services	4	c
72	Accommodation and food services	53	g
721	Accommodation	9	c
722	Food services and drinking places	44	g

See the notes at the end of the table.

Table A3.16 Number and Employment of French-Owned Establishments, by State and Industry—Continues

NAICS code	Industry	Number of establishments	Number of employees
Kansas			
	All industries	119	3,108
23	Construction	3	c
31-33	Manufacturing	20	1,465
42	Wholesale trade	14	182
423	Durable goods merchant wholesalers	11	173
52	Finance and insurance ²	25	e
522	Credit intermediation and related activities	23	c
72	Accommodation and food services	37	f
722	Food services and drinking places	31	f
Kentucky			
	All industries	109	4,251
22	Utilities	8	c
221	Utilities	8	c
31-33	Manufacturing	15	1,917
42	Wholesale trade	15	220
423	Durable goods merchant wholesalers	11	132
55	Management of companies and enterprises	8	226
551	Management of companies and enterprises	8	226
56	Administrative and support and waste management and remediation services	11	f
561	Administrative and support services	7	e
562	Waste management and remediation services	4	c
72	Accommodation and food services	41	g
721	Accommodation	9	c
722	Food services and drinking places	32	f
Louisiana			
	All industries	155	4,296
31-33	Manufacturing	9	785
42	Wholesale trade	42	516
423	Durable goods merchant wholesalers	28	e
424	Nondurable goods merchant wholesalers	14	c
56	Administrative and support and waste management and remediation services	17	f
561	Administrative and support services	11	f
72	Accommodation and food services	58	1,698
721	Accommodation	12	c
722	Food services and drinking places	46	g
Maine			
	All industries	31	f
72	Accommodation and food services	20	f
722	Food services and drinking places	17	e
Maryland			
	All industries	478	9,023
21	Mining	8	c
212	Mining, except oil and gas	8	c
23	Construction	5	e
238	Specialty trade contractors	4	e
31-33	Manufacturing	14	1,076
42	Wholesale trade	21	640
423	Durable goods merchant wholesalers	18	519
424	Nondurable goods merchant wholesalers	2	c
44-45	Retail trade	23	415
448	Clothing and clothing accessories stores	10	220
48-49	Transportation and warehousing ¹	11	g
485	Transit and ground passenger transportation	7	g
493	Warehousing and storage	2	e
52	Finance and insurance ²	4	c
524	Insurance carriers and related activities	3	c
54	Professional, scientific, and technical services	9	363
541	Professional, scientific, and technical services	9	363
55	Management of companies and enterprises	206	g
551	Management of companies and enterprises	206	g
56	Administrative and support and waste management and remediation services	10	c
561	Administrative and support services	7	c
72	Accommodation and food services	159	h
721	Accommodation	8	c
722	Food services and drinking places	151	h

See the notes at the end of the table.

Table A3.16 Number and Employment of French-Owned Establishments, by State and Industry—Continues

NAICS code	Industry	Number of establishments	Number of employees
Massachusetts			
	All industries	544	19,019
22	Utilities	20	e
221	Utilities	20	e
23	Construction	5	e
238	Specialty trade contractors	5	e
31-33	Manufacturing	22	4,189
42	Wholesale trade	41	868
423	Durable goods merchant wholesalers	33	830
44-45	Retail trade	35	1,554
446	Health and personal care stores	7	c
448	Clothing and clothing accessories stores	21	e
454	Nonstore retailers	2	f
48-49	Transportation and warehousing ¹	7	2,805
485	Transit and ground passenger transportation	2	g
488	Support activities for transportation	3	f
493	Warehousing and storage	2	e
51	Information	14	752
511	Publishing industries (except Internet)	7	663
52	Finance and insurance ²	13	g
523	Securities intermediation and related activities	10	g
524	Insurance carriers and related activities	3	c
54	Professional, scientific, and technical services	19	2,098
541	Professional, scientific, and technical services	19	2,098
55	Management of companies and enterprises	79	e
551	Management of companies and enterprises	79	e
56	Administrative and support and waste management and remediation services	14	332
561	Administrative and support services	11	e
72	Accommodation and food services	273	h
721	Accommodation	7	c
722	Food services and drinking places	266	h
Michigan			
	All industries	308	10,818
31-33	Manufacturing	25	3,724
42	Wholesale trade	36	738
423	Durable goods merchant wholesalers	28	657
44-45	Retail trade	20	393
448	Clothing and clothing accessories stores	14	294
48-49	Transportation and warehousing ¹	6	967
485	Transit and ground passenger transportation	1	c
488	Support activities for transportation	2	c
493	Warehousing and storage	2	f
52	Finance and insurance ²	5	e
524	Insurance carriers and related activities	2	e
54	Professional, scientific, and technical services	11	1,050
541	Professional, scientific, and technical services	11	1,050
55	Management of companies and enterprises	26	f
551	Management of companies and enterprises	26	f
56	Administrative and support and waste management and remediation services	11	c
562	Waste management and remediation services	8	c
72	Accommodation and food services	149	g
721	Accommodation	13	c
722	Food services and drinking places	136	g
Minnesota			
	All industries	213	6,106
31-33	Manufacturing	6	f
42	Wholesale trade	38	1,251
423	Durable goods merchant wholesalers	32	1,216
44-45	Retail trade	10	744
454	Nonstore retailers	4	f
51	Information	6	184
511	Publishing industries (except Internet)	2	c
52	Finance and insurance ²	41	e
522	Credit intermediation and related activities	19	c
524	Insurance carriers and related activities	19	c
54	Professional, scientific, and technical services	8	326
541	Professional, scientific, and technical services	8	326
56	Administrative and support and waste management and remediation services	8	e
562	Waste management and remediation services	7	e
72	Accommodation and food services	81	g
721	Accommodation	8	e
722	Food services and drinking places	73	g

See the notes at the end of the table.

Table A3.16 Number and Employment of French-Owned Establishments, by State and Industry—Continues

NAICS code	Industry	Number of establishments	Number of employees
Mississippi			
	All industries	64	1,476
22	Utilities	5	105
221	Utilities	5	105
31-33	Manufacturing	4	124
42	Wholesale trade	20	200
423	Durable goods merchant wholesalers	19	c
52	Finance and insurance ²	2	c
524	Insurance carriers and related activities	2	c
55	Management of companies and enterprises	2	c
551	Management of companies and enterprises	2	c
72	Accommodation and food services	25	f
721	Accommodation	6	c
722	Food services and drinking places	19	f
Missouri			
	All industries	196	6,840
31-33	Manufacturing	23	2,481
42	Wholesale trade	33	503
423	Durable goods merchant wholesalers	22	e
424	Nondurable goods merchant wholesalers	11	c
44-45	Retail trade	10	157
48-49	Transportation and warehousing ¹	4	e
488	Support activities for transportation	1	e
52	Finance and insurance ²	14	e
522	Credit intermediation and related activities	11	c
524	Insurance carriers and related activities	2	c
54	Professional, scientific, and technical services	6	e
541	Professional, scientific, and technical services	6	e
55	Management of companies and enterprises	14	c
551	Management of companies and enterprises	14	c
56	Administrative and support and waste management and remediation services	11	e
561	Administrative and support services	2	c
562	Waste management and remediation services	9	e
72	Accommodation and food services	70	g
721	Accommodation	13	c
722	Food services and drinking places	57	g
Montana			
	All industries	25	631
72	Accommodation and food services	14	f
722	Food services and drinking places	10	e
Nebraska			
	All industries	116	2,708
23	Construction	3	c
237	Heavy and civil engineering construction	2	c
31-33	Manufacturing	5	491
52	Finance and insurance ²	60	g
522	Credit intermediation and related activities	54	g
524	Insurance carriers and related activities	6	c
72	Accommodation and food services	34	f
722	Food services and drinking places	31	f
Nevada			
	All industries	101	3,709
42	Wholesale trade	14	184
423	Durable goods merchant wholesalers	6	c
44-45	Retail trade	29	455
446	Health and personal care stores	5	c
448	Clothing and clothing accessories stores	21	285
48-49	Transportation and warehousing ¹	5	1,869
485	Transit and ground passenger transportation	1	g
488	Support activities for transportation	3	f
72	Accommodation and food services	24	f
721	Accommodation	11	e
722	Food services and drinking places	13	f
New Hampshire			
	All industries	67	3,230
31-33	Manufacturing	9	1,934
55	Management of companies and enterprises	12	333
551	Management of companies and enterprises	12	333
72	Accommodation and food services	30	f
722	Food services and drinking places	28	f

See the notes at the end of the table.

Table A3.16 Number and Employment of French-Owned Establishments, by State and Industry—Continues

NAICS code	Industry	Number of establishments	Number of employees
New Jersey			
	All industries	755	43,038
22	Utilities	30	f
221	Utilities	30	f
23	Construction	7	e
238	Specialty trade contractors	7	e
31-33	Manufacturing	31	3,603
42	Wholesale trade	74	3,273
423	Durable goods merchant wholesalers	38	g
424	Nondurable goods merchant wholesalers	33	930
425	Wholesale electronic markets and agents and brokers	3	e
44-45	Retail trade	81	1,451
446	Health and personal care stores	13	e
448	Clothing and clothing accessories stores	41	973
48-49	Transportation and warehousing ¹	15	1,221
485	Transit and ground passenger transportation	3	c
488	Support activities for transportation	5	f
493	Warehousing and storage	7	e
51	Information	41	h
511	Publishing industries (except Internet)	4	100
515	Broadcasting (except Internet)	33	g
518	Internet service providers, Web search portals, and data processing	2	f
52	Finance and insurance ²	24	g
523	Securities intermediation and related activities	7	e
524	Insurance carriers and related activities	16	g
53	Real estate and rental and leasing	5	129
533	Lessors of nonfinancial intangible assets (except copyrighted works)	4	c
54	Professional, scientific, and technical services	32	13,060
541	Professional, scientific, and technical services	32	13,060
55	Management of companies and enterprises	66	i
551	Management of companies and enterprises	66	i
56	Administrative and support and waste management and remediation services	25	885
561	Administrative and support services	19	f
562	Waste management and remediation services	6	e
72	Accommodation and food services	323	i
722	Food services and drinking places	319	i
New Mexico			
	All industries	77	1,125
31-33	Manufacturing	4	c
52	Finance and insurance ²	26	c
522	Credit intermediation and related activities	26	c
72	Accommodation and food services	31	f
721	Accommodation	18	e
722	Food services and drinking places	13	e
New York			
	All industries	1,099	60,320
22	Utilities	11	253
221	Utilities	11	253
23	Construction	8	c
238	Specialty trade contractors	4	c
31-33	Manufacturing	42	5,866
42	Wholesale trade	75	2,471
423	Durable goods merchant wholesalers	35	f
424	Nondurable goods merchant wholesalers	39	1,915
44-45	Retail trade	180	4,042
446	Health and personal care stores	35	g
448	Clothing and clothing accessories stores	91	2,070
453	Miscellaneous store retailers	1	f
48-49	Transportation and warehousing ¹	16	2,751
488	Support activities for transportation	10	2,520
492	Couriers and messengers	2	c
51	Information	102	9,161
511	Publishing industries (except Internet)	14	1,765
512	Motion picture and sound recording industries	13	f
515	Broadcasting (except Internet)	72	i
519	Other information services	2	c
52	Finance and insurance ²	62	13,862
522	Credit intermediation and related activities	7	g
523	Securities intermediation and related activities	27	i
524	Insurance carriers and related activities	28	h
53	Real estate and rental and leasing	4	143
533	Lessors of nonfinancial intangible assets (except copyrighted works)	2	c
54	Professional, scientific, and technical services	54	6,343
541	Professional, scientific, and technical services	54	6,343
55	Management of companies and enterprises	180	4,735
551	Management of companies and enterprises	180	4,735
56	Administrative and support and waste management and remediation services	27	1,755
561	Administrative and support services	21	g
562	Waste management and remediation services	6	c
71	Arts, entertainment, and recreation	4	548
711	Performing arts, spectator sports, and related industries	4	548
72	Accommodation and food services	324	8,119
721	Accommodation	11	f
722	Food services and drinking places	313	i

See the notes at the end of the table.

Table A3.16 Number and Employment of French-Owned Establishments, by State and Industry—Continues

NAICS code	Industry	Number of establishments	Number of employees
North Carolina			
	All industries	320	13,215
22	Utilities	25	152
221	Utilities	25	152
23	Construction	8	1,189
236	Construction of buildings	1	c
237	Heavy and civil engineering construction	1	e
238	Specialty trade contractors	6	f
31-33	Manufacturing	24	3,465
42	Wholesale trade	60	1,467
423	Durable goods merchant wholesalers	50	1,422
44-45	Retail trade	15	172
48-49	Transportation and warehousing ¹	9	796
485	Transit and ground passenger transportation	4	e
488	Support activities for transportation	4	e
51	Information	5	c
515	Broadcasting (except Internet)	5	c
52	Finance and insurance ²	6	f
524	Insurance carriers and related activities	5	f
54	Professional, scientific, and technical services	10	2,157
541	Professional, scientific, and technical services	10	2,157
55	Management of companies and enterprises	26	e
551	Management of companies and enterprises	26	e
56	Administrative and support and waste management and remediation services	11	110
72	Accommodation and food services	119	g
721	Accommodation	19	e
722	Food services and drinking places	100	g
North Dakota			
	All industries	47	736
52	Finance and insurance ²	19	e
522	Credit intermediation and related activities	6	e
72	Accommodation and food services	13	c
Ohio			
	All industries	443	17,697
23	Construction	7	701
238	Specialty trade contractors	5	f
31-33	Manufacturing	47	4,660
42	Wholesale trade	58	1,541
423	Durable goods merchant wholesalers	41	819
424	Nondurable goods merchant wholesalers	17	722
44-45	Retail trade	14	317
446	Health and personal care stores	4	c
448	Clothing and clothing accessories stores	7	c
48-49	Transportation and warehousing ¹	8	170
488	Support activities for transportation	5	100
51	Information	8	e
512	Motion picture and sound recording industries	2	c
515	Broadcasting (except Internet)	4	c
52	Finance and insurance ²	7	e
524	Insurance carriers and related activities	4	e
54	Professional, scientific, and technical services	19	f
541	Professional, scientific, and technical services	19	f
55	Management of companies and enterprises	30	f
551	Management of companies and enterprises	30	f
56	Administrative and support and waste management and remediation services	26	3,986
561	Administrative and support services	14	3,754
562	Waste management and remediation services	12	232
72	Accommodation and food services	204	h
721	Accommodation	25	e
722	Food services and drinking places	179	h
Oklahoma			
	All industries	163	6,438
22	Utilities	7	c
221	Utilities	7	c
31-33	Manufacturing	11	3,015
42	Wholesale trade	23	384
423	Durable goods merchant wholesalers	15	203
424	Nondurable goods merchant wholesalers	8	181
52	Finance and insurance ²	19	c
522	Credit intermediation and related activities	17	c
56	Administrative and support and waste management and remediation services	5	e
561	Administrative and support services	4	e
72	Accommodation and food services	79	g
721	Accommodation	12	c
722	Food services and drinking places	67	g

See the notes at the end of the table.

Table A3.16 Number and Employment of French-Owned Establishments, by State and Industry—Continues

NAICS code	Industry	Number of establishments	Number of employees
Oregon			
	All industries	179	3,611
31–33	Manufacturing	5	309
42	Wholesale trade	39	591
423	Durable goods merchant wholesalers	18	e
424	Nondurable goods merchant wholesalers	21	c
52	Finance and insurance ²	32	e
522	Credit intermediation and related activities	30	c
54	Professional, scientific, and technical services	5	526
541	Professional, scientific, and technical services	5	526
72	Accommodation and food services	65	g
721	Accommodation	13	c
722	Food services and drinking places	52	g
Pennsylvania			
	All industries	811	23,071
22	Utilities	15	236
221	Utilities	15	236
23	Construction	9	e
237	Heavy and civil engineering construction	6	e
238	Specialty trade contractors	3	c
31–33	Manufacturing	37	5,946
42	Wholesale trade	54	1,593
423	Durable goods merchant wholesalers	27	843
424	Nondurable goods merchant wholesalers	27	750
44–45	Retail trade	32	608
444	Building material and garden equipment and supplies dealers	13	e
446	Health and personal care stores	4	c
448	Clothing and clothing accessories stores	11	c
48–49	Transportation and warehousing ¹	9	614
488	Support activities for transportation	5	e
493	Warehousing and storage	3	e
51	Information	11	e
515	Broadcasting (except Internet)	11	e
52	Finance and insurance ²	11	f
524	Insurance carriers and related activities	6	f
53	Real estate and rental and leasing	3	e
533	Lessors of nonfinancial intangible assets (except copyrighted works)	1	e
54	Professional, scientific, and technical services	13	452
541	Professional, scientific, and technical services	13	452
55	Management of companies and enterprises	131	g
551	Management of companies and enterprises	131	g
56	Administrative and support and waste management and remediation services	24	1,087
561	Administrative and support services	9	f
562	Waste management and remediation services	15	f
72	Accommodation and food services	459	i
721	Accommodation	11	e
722	Food services and drinking places	448	i
Rhode Island			
	All industries	68	4,364
31–33	Manufacturing	5	g
42	Wholesale trade	9	965
423	Durable goods merchant wholesalers	5	f
44–45	Retail trade	3	c
51	Information	2	c
515	Broadcasting (except Internet)	2	c
55	Management of companies and enterprises	2	e
551	Management of companies and enterprises	2	e
72	Accommodation and food services	38	g
722	Food services and drinking places	36	g
South Carolina			
	All industries	188	15,441
23	Construction	5	c
237	Heavy and civil engineering construction	3	c
31–33	Manufacturing	31	7,210
42	Wholesale trade	37	978
423	Durable goods merchant wholesalers	28	902
44–45	Retail trade	10	126
48–49	Transportation and warehousing ¹	6	e
485	Transit and ground passenger transportation	3	e
54	Professional, scientific, and technical services	3	g
541	Professional, scientific, and technical services	3	g
55	Management of companies and enterprises	10	g
551	Management of companies and enterprises	10	g
56	Administrative and support and waste management and remediation services	6	f
561	Administrative and support services	5	f
72	Accommodation and food services	75	g
721	Accommodation	9	c
722	Food services and drinking places	66	g
81	Other services (except public administration)	1	c
812	Personal and laundry services	1	c

See the notes at the end of the table.

Table A3.16 Number and Employment of French-Owned Establishments, by State and Industry—Continues

NAICS code	Industry	Number of establishments	Number of employees
South Dakota			
	All industries	32	960
31–33	Manufacturing	2	f
52	Finance and insurance ²	17	c
524	Insurance carriers and related activities	16	c
72	Accommodation and food services	8	c
722	Food services and drinking places	6	c
Tennessee			
	All industries	231	7,966
31–33	Manufacturing	20	2,408
42	Wholesale trade	57	1,817
423	Durable goods merchant wholesalers	45	1,735
44–45	Retail trade	11	185
48–49	Transportation and warehousing ¹	7	f
493	Warehousing and storage	6	f
72	Accommodation and food services	102	g
721	Accommodation	11	c
722	Food services and drinking places	91	g
Texas			
	All industries	883	38,627
21	Mining	7	g
211	Oil and gas extraction	2	g
22	Utilities	14	e
221	Utilities	14	e
23	Construction	6	e
238	Specialty trade contractors	6	e
31–33	Manufacturing	53	6,690
42	Wholesale trade	118	3,014
423	Durable goods merchant wholesalers	64	g
424	Nondurable goods merchant wholesalers	53	1,287
44–45	Retail trade	65	3,001
446	Health and personal care stores	21	e
448	Clothing and clothing accessories stores	29	471
454	Nonstore retailers	4	g
48–49	Transportation and warehousing ¹	16	1,032
485	Transit and ground passenger transportation	3	e
488	Support activities for transportation	9	e
493	Warehousing and storage	2	c
51	Information	36	583
515	Broadcasting (except Internet)	27	e
52	Finance and insurance ²	28	1,051
522	Credit intermediation and related activities	6	c
523	Securities intermediation and related activities	13	561
524	Insurance carriers and related activities	9	e
54	Professional, scientific, and technical services	33	5,206
541	Professional, scientific, and technical services	33	5,206
55	Management of companies and enterprises	90	i
551	Management of companies and enterprises	90	i
56	Administrative and support and waste management and remediation services	43	2,316
561	Administrative and support services	33	g
562	Waste management and remediation services	10	e
72	Accommodation and food services	370	8,075
721	Accommodation	91	g
722	Food services and drinking places	279	i
81	Other services (except public administration)	3	c
811	Repair and maintenance	3	c
Utah			
	All industries	76	4,044
31–33	Manufacturing	5	550
42	Wholesale trade	17	202
424	Nondurable goods merchant wholesalers	13	176
52	Finance and insurance ²	10	c
56	Administrative and support and waste management and remediation services	8	h
561	Administrative and support services	6	h
72	Accommodation and food services	24	e
721	Accommodation	9	c
722	Food services and drinking places	15	c
Vermont			
	All industries	33	f
31–33	Manufacturing	1	c
72	Accommodation and food services	23	f
722	Food services and drinking places	21	f

See the notes at the end of the table.

Table A3.16 Number and Employment of French-Owned Establishments, by State and Industry—Table Ends

NAICS code	Industry	Number of establishments	Number of employees
Virginia			
	All industries	359	12,558
23	Construction	7	194
238	Specialty trade contractors	3	c
31-33	Manufacturing	26	2,802
42	Wholesale trade	42	929
423	Durable goods merchant wholesalers	33	f
44-45	Retail trade	36	529
444	Building material and garden equipment and supplies dealers	14	c
446	Health and personal care stores	4	c
448	Clothing and clothing accessories stores	12	131
48-49	Transportation and warehousing ¹	11	774
485	Transit and ground passenger transportation	6	f
488	Support activities for transportation	3	c
51	Information	10	940
511	Publishing industries (except Internet)	5	c
517	Telecommunications	1	f
518	Internet service providers, Web search portals, and data processing	1	e
52	Finance and insurance ²	8	c
524	Insurance carriers and related activities	6	c
54	Professional, scientific, and technical services	18	2,206
541	Professional, scientific, and technical services	18	2,206
55	Management of companies and enterprises	20	f
551	Management of companies and enterprises	20	f
56	Administrative and support and waste management and remediation services	9	e
561	Administrative and support services	8	339
72	Accommodation and food services	166	h
721	Accommodation	9	c
722	Food services and drinking places	157	h
Washington			
	All industries	243	9,061
31-33	Manufacturing	20	3,893
42	Wholesale trade	33	423
423	Durable goods merchant wholesalers	14	322
44-45	Retail trade	13	226
446	Health and personal care stores	5	c
48-49	Transportation and warehousing ¹	6	303
485	Transit and ground passenger transportation	1	c
52	Finance and insurance ²	12	c
54	Professional, scientific, and technical services	13	1,246
541	Professional, scientific, and technical services	13	1,246
72	Accommodation and food services	124	2,586
721	Accommodation	20	e
722	Food services and drinking places	104	g
West Virginia			
	All industries	43	1,270
31-33	Manufacturing	2	f
56	Administrative and support and waste management and remediation services	3	c
561	Administrative and support services	3	c
72	Accommodation and food services	20	e
722	Food services and drinking places	18	e
Wisconsin			
	All industries	229	7,387
22	Utilities	3	c
221	Utilities	3	c
31-33	Manufacturing	14	1,480
42	Wholesale trade	42	928
423	Durable goods merchant wholesalers	33	858
44-45	Retail trade	7	120
48-49	Transportation and warehousing ¹	5	c
488	Support activities for transportation	3	c
51	Information	2	c
511	Publishing industries (except Internet)	2	c
52	Finance and insurance ²	8	c
524	Insurance carriers and related activities	4	c
54	Professional, scientific, and technical services	7	e
541	Professional, scientific, and technical services	7	e
55	Management of companies and enterprises	18	c
551	Management of companies and enterprises	18	c
56	Administrative and support and waste management and remediation services	28	g
561	Administrative and support services	5	c
562	Waste management and remediation services	23	g
72	Accommodation and food services	92	g
722	Food services and drinking places	87	g
Wyoming			
	All industries	58	f
23	Construction	2	c
237	Heavy and civil engineering construction	2	c
52	Finance and insurance ²	33	e
522	Credit intermediation and related activities	25	c
72	Accommodation and food services	11	c
722	Food services and drinking places	6	c

NOTES: This table shows all two- and three-digit industries in which French-owned establishments have at least 100 employees. The following ranges are given in employment cells that are suppressed: a—0 to 19; b—20 to 99; c—100 to 249; e—250 to 499; f—500 to 999; g—1,000 to 2,499; h—2,500 to 4,999; i—5,000 to 9,999; j—10,000 to 24,999; k—25,000 to 49,999; l—50,000 to 99,999; m—100,000 or more.

Table A3.17 Number and Employment of German-Owned Establishments, by State and Industry—Continues

NAICS code	Industry	Number of establishments	Number of employees
Alabama			
	All industries	184	12,976
23	Construction	4	596
236	Construction of buildings	1	e
238	Specialty trade contractors	3	e
31-33	Manufacturing	38	9,554
42	Wholesale trade	15	193
423	Durable goods merchant wholesalers	15	193
44-45	Retail trade	36	548
443	Electronics and appliance stores	15	c
448	Clothing and clothing accessories stores	16	c
454	Nonstore retailers	1	e
48-49	Transportation and warehousing ¹	14	c
51	Information	30	g
517	Telecommunications	30	g
56	Administrative and support and waste management and remediation services	4	c
561	Administrative and support services	4	c
62	Health care and social assistance	37	f
621	Ambulatory health care services	37	f
Alaska			
	All industries	10	311
72	Accommodation and food services	1	c
722	Food services and drinking places	1	c
Arizona			
	All industries	203	7,618
23	Construction	5	260
238	Specialty trade contractors	4	c
31-33	Manufacturing	12	g
42	Wholesale trade	16	505
423	Durable goods merchant wholesalers	11	c
424	Nondurable goods merchant wholesalers	5	e
44-45	Retail trade	47	1,110
442	Furniture and home furnishings stores	6	c
443	Electronics and appliance stores	21	c
445	Food and beverage stores	13	f
48-49	Transportation and warehousing ¹	37	g
488	Support activities for transportation	19	e
492	Couriers and messengers	13	f
493	Warehousing and storage	5	c
51	Information	19	g
511	Publishing industries (except Internet)	1	e
517	Telecommunications	17	e
518	Internet service providers, Web search portals, and data processing	1	f
54	Professional, scientific, and technical services	5	e
541	Professional, scientific, and technical services	5	e
55	Management of companies and enterprises	4	e
551	Management of companies and enterprises	4	e
56	Administrative and support and waste management and remediation services	4	c
561	Administrative and support services	4	c
62	Health care and social assistance	40	f
621	Ambulatory health care services	40	f
72	Accommodation and food services	2	e
722	Food services and drinking places	2	e
Arkansas			
	All industries	49	1,644
31-33	Manufacturing	11	979
42	Wholesale trade	11	260
423	Durable goods merchant wholesalers	7	223
48-49	Transportation and warehousing ¹	6	c
493	Warehousing and storage	1	c
62	Health care and social assistance	12	c
621	Ambulatory health care services	12	c
California			
	All industries	1,227	61,875
22	Utilities	9	e
221	Utilities	9	e
23	Construction	30	2,441
236	Construction of buildings	5	f
237	Heavy and civil engineering construction	1	c
238	Specialty trade contractors	24	g
31-33	Manufacturing	97	10,535
42	Wholesale trade	150	6,440
423	Durable goods merchant wholesalers	128	5,814
424	Nondurable goods merchant wholesalers	19	614
44-45	Retail trade	428	14,212
442	Furniture and home furnishings stores	34	g
443	Electronics and appliance stores	202	g
445	Food and beverage stores	142	j
448	Clothing and clothing accessories stores	40	710

See the notes at the end of the table.

Table A3.17 Number and Employment of German-Owned Establishments, by State and Industry—Continues

NAICS code	Industry	Number of establishments	Number of employees
48-49	Transportation and warehousing ¹	194	7,930
488	Support activities for transportation	50	g
492	Couriers and messengers	67	h
493	Warehousing and storage	76	h
51	Information	45	2,928
511	Publishing industries (except Internet)	7	g
512	Motion picture and sound recording industries	1	c
517	Telecommunications	37	f
52	Finance and insurance ²	57	4,233
522	Credit intermediation and related activities	15	269
523	Securities intermediation and related activities	17	g
524	Insurance carriers and related activities	25	g
53	Real estate and rental and leasing	36	365
531	Real estate	35	e
54	Professional, scientific, and technical services	48	3,932
541	Professional, scientific, and technical services	48	3,932
55	Management of companies and enterprises	22	g
551	Management of companies and enterprises	22	g
56	Administrative and support and waste management and remediation services	42	1,425
561	Administrative and support services	40	g
62	Health care and social assistance	49	h
621	Ambulatory health care services	45	g
622	Hospitals	4	g
72	Accommodation and food services	9	g
721	Accommodation	1	c
722	Food services and drinking places	8	g
Colorado			
	All industries	160	6,605
23	Construction	9	654
238	Specialty trade contractors	8	f
31-33	Manufacturing	9	762
42	Wholesale trade	23	f
423	Durable goods merchant wholesalers	21	f
424	Nondurable goods merchant wholesalers	2	c
44-45	Retail trade	30	423
442	Furniture and home furnishings stores	7	c
443	Electronics and appliance stores	15	c
48-49	Transportation and warehousing ¹	29	e
488	Support activities for transportation	11	c
492	Couriers and messengers	13	c
51	Information	26	h
517	Telecommunications	24	g
52	Finance and insurance ²	7	165
56	Administrative and support and waste management and remediation services	5	160
561	Administrative and support services	5	160
62	Health care and social assistance	11	c
621	Ambulatory health care services	11	c
72	Accommodation and food services	1	e
722	Food services and drinking places	1	e
Connecticut			
	All industries	161	13,723
23	Construction	4	607
236	Construction of buildings	1	c
238	Specialty trade contractors	2	e
31-33	Manufacturing	20	2,568
42	Wholesale trade	19	357
423	Durable goods merchant wholesalers	18	e
44-45	Retail trade	51	2,138
445	Food and beverage stores	36	1,951
48-49	Transportation and warehousing ¹	18	f
488	Support activities for transportation	7	c
492	Couriers and messengers	10	f
51	Information	13	e
511	Publishing industries (except Internet)	1	c
517	Telecommunications	12	c
52	Finance and insurance ²	12	354
523	Securities intermediation and related activities	4	c
524	Insurance carriers and related activities	6	c
54	Professional, scientific, and technical services	3	i
541	Professional, scientific, and technical services	3	i
55	Management of companies and enterprises	9	731
551	Management of companies and enterprises	9	731
56	Administrative and support and waste management and remediation services	7	114
Delaware			
	All industries	75	2,904
31-33	Manufacturing	3	g
42	Wholesale trade	8	427
423	Durable goods merchant wholesalers	4	c
424	Nondurable goods merchant wholesalers	4	c
44-45	Retail trade	16	810
445	Food and beverage stores	10	f
62	Health care and social assistance	6	c
621	Ambulatory health care services	6	c

See the notes at the end of the table.

Table A3.17 Number and Employment of German-Owned Establishments, by State and Industry—Continues

NAICS code	Industry	Number of establishments	Number of employees
District of Columbia			
	All industries	39	1,191
23	Construction.....	1	e
236	Construction of buildings.....	1	e
44-45	Retail trade.....	10	263
445	Food and beverage stores.....	2	c
51	Information.....	5	e
511	Publishing industries (except Internet).....	1	e
62	Health care and social assistance.....	6	c
621	Ambulatory health care services.....	6	c
Florida			
	All industries	661	24,224
21	Mining.....	1	c
212	Mining, except oil and gas.....	1	c
22	Utilities.....	2	e
221	Utilities.....	2	e
23	Construction.....	21	1,864
236	Construction of buildings.....	2	e
237	Heavy and civil engineering construction.....	2	e
238	Specialty trade contractors.....	17	g
31-33	Manufacturing.....	37	1,432
42	Wholesale trade.....	84	2,445
423	Durable goods merchant wholesalers.....	72	2,040
424	Nondurable goods merchant wholesalers.....	11	e
44-45	Retail trade.....	158	2,249
442	Furniture and home furnishings stores.....	7	e
443	Electronics and appliance stores.....	51	e
445	Food and beverage stores.....	4	e
448	Clothing and clothing accessories stores.....	88	1,088
48-49	Transportation and warehousing ¹	98	2,740
483	Water transportation.....	2	c
488	Support activities for transportation.....	40	862
492	Couriers and messengers.....	46	g
493	Warehousing and storage.....	9	e
51	Information.....	72	h
517	Telecommunications.....	69	h
52	Finance and insurance ²	16	600
522	Credit intermediation and related activities.....	6	c
524	Insurance carriers and related activities.....	8	e
53	Real estate and rental and leasing.....	20	346
531	Real estate.....	17	c
532	Rental and leasing services.....	3	c
54	Professional, scientific, and technical services.....	12	503
541	Professional, scientific, and technical services.....	12	503
55	Management of companies and enterprises.....	15	3,603
551	Management of companies and enterprises.....	15	3,603
56	Administrative and support and waste management and remediation services.....	37	g
561	Administrative and support services.....	36	1,396
62	Health care and social assistance.....	74	g
621	Ambulatory health care services.....	74	g
72	Accommodation and food services.....	6	g
722	Food services and drinking places.....	6	g
81	Other services (except public administration).....	7	f
811	Repair and maintenance.....	6	f
Georgia			
	All industries	471	21,814
23	Construction.....	6	1,404
236	Construction of buildings.....	1	c
238	Specialty trade contractors.....	5	g
31-33	Manufacturing.....	47	5,506
42	Wholesale trade.....	71	3,980
423	Durable goods merchant wholesalers.....	64	3,797
424	Nondurable goods merchant wholesalers.....	7	183
44-45	Retail trade.....	113	1,544
442	Furniture and home furnishings stores.....	6	c
443	Electronics and appliance stores.....	31	c
445	Food and beverage stores.....	21	f
448	Clothing and clothing accessories stores.....	52	521
48-49	Transportation and warehousing ¹	74	2,936
488	Support activities for transportation.....	21	f
492	Couriers and messengers.....	23	f
493	Warehousing and storage.....	30	g
51	Information.....	48	g
517	Telecommunications.....	44	g
52	Finance and insurance ²	14	692
524	Insurance carriers and related activities.....	6	f
53	Real estate and rental and leasing.....	15	f
531	Real estate.....	14	c
532	Rental and leasing services.....	1	e

See the notes at the end of the table.

Table A3.17 Number and Employment of German-Owned Establishments, by State and Industry—Continues

NAICS code	Industry	Number of establishments	Number of employees
54	Professional, scientific, and technical services	11	303
541	Professional, scientific, and technical services	11	303
55	Management of companies and enterprises	19	1,645
551	Management of companies and enterprises	19	1,645
56	Administrative and support and waste management and remediation services	9	253
561	Administrative and support services	9	253
62	Health care and social assistance	36	f
621	Ambulatory health care services	36	f
72	Accommodation and food services	1	e
722	Food services and drinking places	1	e
81	Other services (except public administration)	4	e
811	Repair and maintenance	4	e
Hawaii			
	All industries	36	715
23	Construction	2	c
238	Specialty trade contractors	2	c
51	Information	14	c
517	Telecommunications	14	c
62	Health care and social assistance	5	c
621	Ambulatory health care services	5	c
72	Accommodation and food services	1	c
722	Food services and drinking places	1	c
Idaho			
	All industries	24	464
48-49	Transportation and warehousing ¹	4	c
492	Couriers and messengers	4	c
Illinois			
	All industries	672	40,833
22	Utilities	19	g
221	Utilities	19	g
23	Construction	5	844
236	Construction of buildings	1	e
238	Specialty trade contractors	4	f
31-33	Manufacturing	69	15,334
42	Wholesale trade	85	5,198
423	Durable goods merchant wholesalers	76	4,875
424	Nondurable goods merchant wholesalers	8	e
44-45	Retail trade	254	3,741
442	Furniture and home furnishings stores	27	f
443	Electronics and appliance stores	45	e
445	Food and beverage stores	172	g
448	Clothing and clothing accessories stores	6	109
454	Nonstore retailers	4	c
48-49	Transportation and warehousing ¹	78	i
488	Support activities for transportation	29	2,451
492	Couriers and messengers	17	f
493	Warehousing and storage	29	g
51	Information	31	f
517	Telecommunications	29	f
52	Finance and insurance ²	25	1,890
522	Credit intermediation and related activities	11	f
523	Securities intermediation and related activities	7	e
524	Insurance carriers and related activities	7	f
53	Real estate and rental and leasing	7	e
531	Real estate	7	e
54	Professional, scientific, and technical services	13	773
541	Professional, scientific, and technical services	13	773
55	Management of companies and enterprises	16	h
551	Management of companies and enterprises	16	h
56	Administrative and support and waste management and remediation services	14	474
561	Administrative and support services	12	e
62	Health care and social assistance	52	g
621	Ambulatory health care services	52	g
Indiana			
	All industries	302	19,575
22	Utilities	21	e
221	Utilities	21	e
23	Construction	8	517
238	Specialty trade contractors	6	e
31-33	Manufacturing	47	12,526
42	Wholesale trade	25	563
423	Durable goods merchant wholesalers	23	f
44-45	Retail trade	90	1,358
445	Food and beverage stores	62	f
448	Clothing and clothing accessories stores	12	111
454	Nonstore retailers	2	f
48-49	Transportation and warehousing ¹	36	g
488	Support activities for transportation	16	397
492	Couriers and messengers	9	e
493	Warehousing and storage	11	f

See the notes at the end of the table.

Table A3.17 Number and Employment of German-Owned Establishments, by State and Industry—Continues

NAICS code	Industry	Number of establishments	Number of employees
51	Information.....	11	c
517	Telecommunications	10	c
54	Professional, scientific, and technical services	3	f
541	Professional, scientific, and technical services	3	f
55	Management of companies and enterprises.....	8	453
551	Management of companies and enterprises	8	453
56	Administrative and support and waste management and remediation services.....	17	e
561	Administrative and support services	17	e
62	Health care and social assistance	29	f
621	Ambulatory health care services	29	f
81	Other services (except public administration)	5	c
811	Repair and maintenance.....	5	c
Iowa			
	All industries	73	4,318
31–33	Manufacturing	17	2,839
42	Wholesale trade.....	10	412
423	Durable goods merchant wholesalers.....	9	e
44–45	Retail trade.....	28	c
445	Food and beverage stores	27	c
48–49	Transportation and warehousing ¹	7	f
484	Truck transportation	1	f
493	Warehousing and storage	1	c
Kansas			
	All industries	112	3,759
31–33	Manufacturing	13	1,461
42	Wholesale trade.....	10	271
423	Durable goods merchant wholesalers.....	9	e
44–45	Retail trade.....	31	277
445	Food and beverage stores	20	c
48–49	Transportation and warehousing ¹	9	c
493	Warehousing and storage.....	1	c
51	Information.....	14	c
517	Telecommunications	14	c
52	Finance and insurance ²	7	533
522	Credit intermediation and related activities.....	1	e
54	Professional, scientific, and technical services	3	c
541	Professional, scientific, and technical services	3	c
55	Management of companies and enterprises.....	4	410
551	Management of companies and enterprises	4	410
62	Health care and social assistance	14	c
621	Ambulatory health care services	14	c
Kentucky			
	All industries	245	12,270
22	Utilities	97	h
221	Utilities	97	h
31–33	Manufacturing	38	6,952
42	Wholesale trade.....	14	227
423	Durable goods merchant wholesalers.....	13	c
44–45	Retail trade.....	24	c
448	Clothing and clothing accessories stores	10	c
48–49	Transportation and warehousing ¹	26	f
488	Support activities for transportation	12	c
492	Couriers and messengers.....	4	c
493	Warehousing and storage.....	9	e
51	Information.....	16	c
517	Telecommunications	15	c
62	Health care and social assistance	16	e
621	Ambulatory health care services	16	e
Louisiana			
	All industries	147	4,239
23	Construction.....	5	c
238	Specialty trade contractors	5	c
31–33	Manufacturing	12	g
44–45	Retail trade.....	32	361
443	Electronics and appliance stores	18	c
448	Clothing and clothing accessories stores	12	c
48–49	Transportation and warehousing ¹	27	f
492	Couriers and messengers.....	9	c
493	Warehousing and storage.....	6	e
54	Professional, scientific, and technical services	3	113
541	Professional, scientific, and technical services	3	113
55	Management of companies and enterprises.....	1	c
551	Management of companies and enterprises	1	c
62	Health care and social assistance	51	f
621	Ambulatory health care services	51	f
Maine			
	All industries	21	650
31–33	Manufacturing	2	e
62	Health care and social assistance	5	c
621	Ambulatory health care services	5	c

See the notes at the end of the table.

Table A3.17 Number and Employment of German-Owned Establishments, by State and Industry—Continues

NAICS code	Industry	Number of establishments	Number of employees
Maryland			
	All industries	226	8,727
23	Construction	5	515
238	Specialty trade contractors	4	e
31-33	Manufacturing	11	1,161
42	Wholesale trade	22	668
423	Durable goods merchant wholesalers	20	f
424	Nondurable goods merchant wholesalers	2	c
44-45	Retail trade	94	3,255
443	Electronics and appliance stores	21	c
445	Food and beverage stores	53	2,751
448	Clothing and clothing accessories stores	17	198
48-49	Transportation and warehousing ¹	29	g
488	Support activities for transportation	12	148
492	Couriers and messengers	8	c
493	Warehousing and storage	8	g
51	Information	17	e
517	Telecommunications	15	e
52	Finance and insurance ²	12	f
522	Credit intermediation and related activities	4	c
523	Securities intermediation and related activities	5	c
524	Insurance carriers and related activities	3	c
54	Professional, scientific, and technical services	3	c
541	Professional, scientific, and technical services	3	c
56	Administrative and support and waste management and remediation services	5	c
561	Administrative and support services	4	c
62	Health care and social assistance	13	c
621	Ambulatory health care services	13	c
72	Accommodation and food services	1	c
722	Food services and drinking places	1	c
Massachusetts			
	All industries	259	16,539
23	Construction	5	666
236	Construction of buildings	1	e
238	Specialty trade contractors	4	e
31-33	Manufacturing	24	2,944
42	Wholesale trade	36	2,728
423	Durable goods merchant wholesalers	29	751
424	Nondurable goods merchant wholesalers	6	g
44-45	Retail trade	73	1,886
442	Furniture and home furnishings stores	15	e
443	Electronics and appliance stores	22	c
445	Food and beverage stores	16	g
448	Clothing and clothing accessories stores	17	199
48-49	Transportation and warehousing ¹	25	g
488	Support activities for transportation	9	264
492	Couriers and messengers	10	f
493	Warehousing and storage	6	c
51	Information	23	631
511	Publishing industries (except Internet)	4	c
517	Telecommunications	18	e
52	Finance and insurance ²	16	637
522	Credit intermediation and related activities	4	c
523	Securities intermediation and related activities	6	e
524	Insurance carriers and related activities	6	c
54	Professional, scientific, and technical services	11	371
541	Professional, scientific, and technical services	11	371
55	Management of companies and enterprises	9	h
551	Management of companies and enterprises	9	h
56	Administrative and support and waste management and remediation services	9	577
561	Administrative and support services	8	f
62	Health care and social assistance	21	f
621	Ambulatory health care services	21	f
72	Accommodation and food services	1	e
722	Food services and drinking places	1	e
Michigan			
	All industries	497	60,360
23	Construction	6	484
236	Construction of buildings	1	c
238	Specialty trade contractors	5	e
31-33	Manufacturing	70	26,839
42	Wholesale trade	82	4,011
423	Durable goods merchant wholesalers	70	3,538
424	Nondurable goods merchant wholesalers	11	e
44-45	Retail trade	116	3,365
443	Electronics and appliance stores	24	c
445	Food and beverage stores	82	3,007
48-49	Transportation and warehousing ¹	61	h
484	Truck transportation	3	f
488	Support activities for transportation	27	f
492	Couriers and messengers	18	f
493	Warehousing and storage	13	f

See the notes at the end of the table.

Table A3.17 Number and Employment of German-Owned Establishments, by State and Industry—Continues

NAICS code	Industry	Number of establishments	Number of employees
51	Information.....	22	e
517	Telecommunications	20	e
52	Finance and insurance ²	13	g
522	Credit intermediation and related activities.....	7	g
524	Insurance carriers and related activities.....	6	c
54	Professional, scientific, and technical services.....	30	7,886
541	Professional, scientific, and technical services.....	30	7,886
55	Management of companies and enterprises.....	22	j
551	Management of companies and enterprises.....	22	j
56	Administrative and support and waste management and remediation services.....	50	518
561	Administrative and support services.....	50	518
62	Health care and social assistance	19	e
621	Ambulatory health care services.....	19	e
72	Accommodation and food services.....	1	e
722	Food services and drinking places.....	1	e
Minnesota			
	All industries.....	209	12,810
23	Construction.....	2	c
238	Specialty trade contractors	2	c
31-33	Manufacturing	48	4,145
42	Wholesale trade.....	33	1,548
423	Durable goods merchant wholesalers.....	22	642
424	Nondurable goods merchant wholesalers.....	11	906
44-45	Retail trade.....	38	f
442	Furniture and home furnishings stores.....	2	c
443	Electronics and appliance stores.....	11	c
445	Food and beverage stores.....	20	e
48-49	Transportation and warehousing ¹	17	f
492	Couriers and messengers.....	9	e
51	Information.....	21	f
511	Publishing industries (except Internet).....	2	e
517	Telecommunications	19	e
52	Finance and insurance ²	8	g
524	Insurance carriers and related activities.....	7	g
54	Professional, scientific, and technical services.....	7	f
541	Professional, scientific, and technical services.....	7	f
55	Management of companies and enterprises.....	7	1,844
551	Management of companies and enterprises.....	7	1,844
56	Administrative and support and waste management and remediation services.....	7	246
561	Administrative and support services.....	5	c
62	Health care and social assistance	7	c
621	Ambulatory health care services.....	7	c
72	Accommodation and food services.....	1	c
722	Food services and drinking places.....	1	c
Mississippi			
	All industries.....	83	2,680
31-33	Manufacturing	9	1,005
42	Wholesale trade.....	4	258
423	Durable goods merchant wholesalers.....	4	258
44-45	Retail trade.....	15	114
48-49	Transportation and warehousing ¹	8	e
493	Warehousing and storage.....	3	e
62	Health care and social assistance	32	f
621	Ambulatory health care services.....	32	f
Missouri			
	All industries.....	255	15,456
22	Utilities.....	12	f
221	Utilities	12	f
23	Construction.....	5	2,095
237	Heavy and civil engineering construction	1	g
238	Specialty trade contractors	3	c
31-33	Manufacturing	29	8,250
42	Wholesale trade.....	20	732
423	Durable goods merchant wholesalers.....	16	e
424	Nondurable goods merchant wholesalers.....	4	c
44-45	Retail trade.....	92	1,003
443	Electronics and appliance stores.....	15	c
445	Food and beverage stores.....	64	f
448	Clothing and clothing accessories stores.....	10	118
48-49	Transportation and warehousing ¹	32	863
488	Support activities for transportation.....	14	c
492	Couriers and messengers.....	10	e
493	Warehousing and storage.....	7	e
51	Information.....	16	c
517	Telecommunications	15	c
52	Finance and insurance ²	2	f
524	Insurance carriers and related activities.....	2	f
54	Professional, scientific, and technical services.....	5	295
541	Professional, scientific, and technical services.....	5	295
56	Administrative and support and waste management and remediation services.....	9	c
561	Administrative and support services.....	9	c
62	Health care and social assistance	24	e
621	Ambulatory health care services.....	24	e

See the notes at the end of the table.

Table A3.17 Number and Employment of German-Owned Establishments, by State and Industry—Continues

NAICS code	Industry	Number of establishments	Number of employees
Nebraska			
31–33	All industries	23	713
48–49	Manufacturing	5	432
	Transportation and warehousing ¹	5	c
Nevada			
23	All industries	88	2,648
238	Construction	2	c
31–33	Specialty trade contractors	2	c
42	Manufacturing	5	417
423	Wholesale trade	15	129
44–45	Durable goods merchant wholesalers	15	129
443	Retail trade	34	780
445	Electronics and appliance stores	17	c
448	Food and beverage stores	6	e
48–49	Clothing and clothing accessories stores	11	c
493	Transportation and warehousing ¹	15	589
56	Warehousing and storage	7	f
561	Administrative and support and waste management and remediation services	5	242
72	Administrative and support services	5	242
722	Accommodation and food services	2	c
	Food services and drinking places	2	c
New Hampshire			
31–33	All industries	44	4,659
42	Manufacturing	15	4,215
423	Wholesale trade	6	141
62	Durable goods merchant wholesalers	4	c
621	Health care and social assistance	4	c
	Ambulatory health care services	4	c
New Jersey			
22	All industries	458	35,898
221	Utilities	19	g
23	Utilities	19	g
236	Construction	6	f
238	Construction of buildings	1	e
31–33	Specialty trade contractors	4	353
42	Manufacturing	36	5,199
423	Wholesale trade	71	4,530
424	Durable goods merchant wholesalers	56	2,774
44–45	Nondurable goods merchant wholesalers	15	1,756
442	Retail trade	162	8,640
443	Furniture and home furnishings stores	9	e
445	Electronics and appliance stores	26	c
448	Food and beverage stores	115	7,998
48–49	Transportation and warehousing ¹	39	2,526
488	Support activities for transportation	21	f
492	Couriers and messengers	11	g
493	Warehousing and storage	7	e
51	Information	22	g
512	Motion picture and sound recording industries	1	e
517	Telecommunications	20	f
518	Internet service providers, Web search portals, and data processing	1	c
52	Finance and insurance ²	19	2,116
522	Credit intermediation and related activities	5	e
523	Securities intermediation and related activities	8	f
524	Insurance carriers and related activities	6	g
53	Real estate and rental and leasing	4	c
531	Real estate	4	c
54	Professional, scientific, and technical services	12	1,392
541	Professional, scientific, and technical services	12	1,392
55	Management of companies and enterprises	27	i
551	Management of companies and enterprises	27	i
56	Administrative and support and waste management and remediation services	9	427
561	Administrative and support services	9	427
62	Health care and social assistance	23	g
621	Ambulatory health care services	23	g
81	Other services (except public administration)	7	e
811	Repair and maintenance	7	e
New Mexico			
31–33	All industries	40	3,107
44–45	Manufacturing	1	c
445	Retail trade	5	c
448	Food and beverage stores	2	c
51	Information	12	g
517	Telecommunications	12	g
62	Health care and social assistance	7	c
621	Ambulatory health care services	7	c

See the notes at the end of the table.

Table A3.17 Number and Employment of German-Owned Establishments, by State and Industry—Continues

NAICS code	Industry	Number of establishments	Number of employees
New York			
	All industries	713	53,742
22	Utilities	2	c
221	Utilities	2	c
23	Construction	16	g
236	Construction of buildings	2	g
238	Specialty trade contractors	12	1,117
31-33	Manufacturing	31	4,618
42	Wholesale trade	54	3,211
423	Durable goods merchant wholesalers	37	1,747
424	Nondurable goods merchant wholesalers	15	g
44-45	Retail trade	332	16,587
441	Motor vehicle and parts dealers	3	f
442	Furniture and home furnishings stores	11	f
443	Electronics and appliance stores	81	f
445	Food and beverage stores	206	13,257
448	Clothing and clothing accessories stores	19	373
454	Nonstore retailers	10	f
48-49	Transportation and warehousing ¹	59	h
488	Support activities for transportation	25	879
492	Couriers and messengers	30	g
493	Warehousing and storage	4	f
51	Information	61	7,031
511	Publishing industries (except Internet)	12	h
512	Motion picture and sound recording industries	4	g
517	Telecommunications	44	f
52	Finance and insurance ²	53	10,419
522	Credit intermediation and related activities	23	6,423
523	Securities intermediation and related activities	15	h
524	Insurance carriers and related activities	15	e
53	Real estate and rental and leasing	17	372
531	Real estate	15	e
532	Rental and leasing services	1	c
54	Professional, scientific, and technical services	14	660
541	Professional, scientific, and technical services	14	660
55	Management of companies and enterprises	23	2,213
551	Management of companies and enterprises	23	2,213
56	Administrative and support and waste management and remediation services	11	c
561	Administrative and support services	11	c
62	Health care and social assistance	31	1,127
621	Ambulatory health care services	31	1,127
72	Accommodation and food services	5	g
722	Food services and drinking places	5	g
81	Other services (except public administration)	4	c
811	Repair and maintenance	4	c
North Carolina			
	All industries	383	30,523
23	Construction	5	c
238	Specialty trade contractors	5	c
31-33	Manufacturing	70	19,823
42	Wholesale trade	69	3,511
423	Durable goods merchant wholesalers	57	2,913
424	Nondurable goods merchant wholesalers	12	598
44-45	Retail trade	102	1,790
442	Furniture and home furnishings stores	5	c
445	Food and beverage stores	42	g
448	Clothing and clothing accessories stores	55	f
48-49	Transportation and warehousing ¹	41	f
488	Support activities for transportation	15	217
492	Couriers and messengers	14	c
493	Warehousing and storage	12	e
54	Professional, scientific, and technical services	11	608
541	Professional, scientific, and technical services	11	608
55	Management of companies and enterprises	12	g
551	Management of companies and enterprises	12	g
56	Administrative and support and waste management and remediation services	10	f
561	Administrative and support services	9	f
62	Health care and social assistance	42	g
621	Ambulatory health care services	42	g
72	Accommodation and food services	2	c
722	Food services and drinking places	2	c
North Dakota			
	All industries	14	f
31-33	Manufacturing	3	c
55	Management of companies and enterprises	1	e
551	Management of companies and enterprises	1	e

See the notes at the end of the table.

Table A3.17 Number and Employment of German-Owned Establishments, by State and Industry—Continues

NAICS code	Industry	Number of establishments	Number of employees
Ohio			
	All industries	519	43,118
22	Utilities	8	c
221	Utilities	8	c
23	Construction	13	923
236	Construction of buildings	3	f
238	Specialty trade contractors	10	e
31-33	Manufacturing	70	18,372
42	Wholesale trade	54	2,338
423	Durable goods merchant wholesalers	46	1,956
424	Nondurable goods merchant wholesalers	8	382
44-45	Retail trade	149	1,425
442	Furniture and home furnishings stores	4	c
443	Electronics and appliance stores	25	c
445	Food and beverage stores	106	f
448	Clothing and clothing accessories stores	13	108
48-49	Transportation and warehousing ¹	101	j
484	Truck transportation	4	c
488	Support activities for transportation	45	2,560
492	Couriers and messengers	23	i
493	Warehousing and storage	29	g
51	Information	16	c
517	Telecommunications	15	c
52	Finance and insurance ²	6	f
522	Credit intermediation and related activities	1	f
54	Professional, scientific, and technical services	11	g
541	Professional, scientific, and technical services	11	g
55	Management of companies and enterprises	20	g
551	Management of companies and enterprises	20	g
56	Administrative and support and waste management and remediation services	30	f
561	Administrative and support services	28	f
62	Health care and social assistance	35	f
621	Ambulatory health care services	35	f
81	Other services (except public administration)	4	140
811	Repair and maintenance	4	140
Oklahoma			
	All industries	84	1,890
23	Construction	3	c
238	Specialty trade contractors	3	c
31-33	Manufacturing	10	f
44-45	Retail trade	24	159
48-49	Transportation and warehousing ¹	11	339
488	Support activities for transportation	4	e
51	Information	13	c
517	Telecommunications	13	c
62	Health care and social assistance	7	c
621	Ambulatory health care services	7	c
Oregon			
	All industries	133	9,668
23	Construction	4	f
236	Construction of buildings	1	c
238	Specialty trade contractors	3	e
31-33	Manufacturing	12	2,640
42	Wholesale trade	18	681
423	Durable goods merchant wholesalers	16	c
424	Nondurable goods merchant wholesalers	2	e
44-45	Retail trade	28	796
443	Electronics and appliance stores	13	c
445	Food and beverage stores	7	e
448	Clothing and clothing accessories stores	6	c
48-49	Transportation and warehousing ¹	21	e
488	Support activities for transportation	11	c
492	Couriers and messengers	7	c
51	Information	14	g
517	Telecommunications	14	g
52	Finance and insurance ²	4	c
522	Credit intermediation and related activities	1	c
55	Management of companies and enterprises	6	g
551	Management of companies and enterprises	6	g
62	Health care and social assistance	15	e
621	Ambulatory health care services	15	e
Pennsylvania			
	All industries	519	47,320
22	Utilities	10	f
221	Utilities	10	f
23	Construction	11	1,971
236	Construction of buildings	2	e
238	Specialty trade contractors	9	g
31-33	Manufacturing	57	13,676
42	Wholesale trade	61	3,414
423	Durable goods merchant wholesalers	54	3,208
424	Nondurable goods merchant wholesalers	7	206

See the notes at the end of the table.

Table A3.17 Number and Employment of German-Owned Establishments, by State and Industry—Continues

NAICS code	Industry	Number of establishments	Number of employees
44-45	Retail trade.....	165	4,097
443	Electronics and appliance stores	49	e
445	Food and beverage stores	97	3,331
448	Clothing and clothing accessories stores	14	206
48-49	Transportation and warehousing ¹	70	i
488	Support activities for transportation	23	g
492	Couriers and messengers.....	25	g
493	Warehousing and storage.....	22	h
51	Information.....	36	i
511	Publishing industries (except Internet).....	3	h
517	Telecommunications	33	g
52	Finance and insurance ²	15	954
522	Credit intermediation and related activities.....	3	e
524	Insurance carriers and related activities.....	9	e
54	Professional, scientific, and technical services	14	f
541	Professional, scientific, and technical services	14	f
55	Management of companies and enterprises.....	15	i
551	Management of companies and enterprises	15	i
56	Administrative and support and waste management and remediation services.....	11	163
561	Administrative and support services.....	9	c
62	Health care and social assistance	47	f
621	Ambulatory health care services	47	f
72	Accommodation and food services	2	c
722	Food services and drinking places	2	c
81	Other services (except public administration)	3	c
811	Repair and maintenance.....	3	c
Rhode Island			
	All industries	30	787
31-33	Manufacturing	1	c
42	Wholesale trade.....	7	261
423	Durable goods merchant wholesalers.....	7	261
48-49	Transportation and warehousing ¹	4	c
492	Couriers and messengers.....	4	c
South Carolina			
	All industries	192	19,288
23	Construction.....	6	140
238	Specialty trade contractors	6	140
31-33	Manufacturing	51	15,777
42	Wholesale trade.....	30	645
423	Durable goods merchant wholesalers.....	26	506
424	Nondurable goods merchant wholesalers.....	4	139
44-45	Retail trade.....	48	629
445	Food and beverage stores	13	e
448	Clothing and clothing accessories stores	33	e
48-49	Transportation and warehousing ¹	26	634
488	Support activities for transportation	13	302
493	Warehousing and storage.....	5	e
55	Management of companies and enterprises.....	2	f
551	Management of companies and enterprises	2	f
62	Health care and social assistance	26	f
621	Ambulatory health care services	26	f
Tennessee			
	All industries	241	11,839
23	Construction.....	5	448
238	Specialty trade contractors	4	e
31-33	Manufacturing	27	5,865
42	Wholesale trade.....	23	415
423	Durable goods merchant wholesalers.....	19	363
44-45	Retail trade.....	68	572
445	Food and beverage stores	21	c
448	Clothing and clothing accessories stores	40	e
48-49	Transportation and warehousing ¹	43	g
488	Support activities for transportation	19	668
492	Couriers and messengers.....	13	c
493	Warehousing and storage.....	9	e
51	Information.....	19	g
512	Motion picture and sound recording industries.....	1	c
517	Telecommunications	18	g
52	Finance and insurance ²	6	c
55	Management of companies and enterprises.....	8	f
551	Management of companies and enterprises	8	f
56	Administrative and support and waste management and remediation services.....	8	c
561	Administrative and support services.....	8	c
62	Health care and social assistance	21	e
621	Ambulatory health care services	21	e
81	Other services (except public administration)	8	227
811	Repair and maintenance.....	8	227

See the notes at the end of the table.

Table A3.17 Number and Employment of German-Owned Establishments, by State and Industry—Continues

NAICS code	Industry	Number of establishments	Number of employees
Texas			
	All industries	927	33,648
23	Construction	22	1,508
236	Construction of buildings	4	e
238	Specialty trade contractors	18	g
31-33	Manufacturing	111	9,817
42	Wholesale trade	97	2,569
423	Durable goods merchant wholesalers	81	2,049
424	Nondurable goods merchant wholesalers	16	520
44-45	Retail trade	175	1,859
442	Furniture and home furnishings stores	12	e
443	Electronics and appliance stores	104	f
448	Clothing and clothing accessories stores	51	543
48-49	Transportation and warehousing ¹	158	7,357
488	Support activities for transportation	74	h
492	Couriers and messengers	45	h
493	Warehousing and storage	37	g
51	Information	100	g
511	Publishing industries (except Internet)	2	c
517	Telecommunications	97	g
52	Finance and insurance ²	16	1,576
522	Credit intermediation and related activities	5	g
524	Insurance carriers and related activities	6	e
53	Real estate and rental and leasing	38	283
531	Real estate	14	c
532	Rental and leasing services	24	c
54	Professional, scientific, and technical services	21	936
541	Professional, scientific, and technical services	21	936
55	Management of companies and enterprises	16	794
551	Management of companies and enterprises	16	794
56	Administrative and support and waste management and remediation services	24	677
561	Administrative and support services	22	f
62	Health care and social assistance	133	h
621	Ambulatory health care services	133	h
72	Accommodation and food services	4	f
722	Food services and drinking places	4	f
81	Other services (except public administration)	7	f
811	Repair and maintenance	7	f
Utah			
	All industries	52	3,279
23	Construction	2	c
238	Specialty trade contractors	2	c
31-33	Manufacturing	3	g
42	Wholesale trade	10	523
423	Durable goods merchant wholesalers	8	c
424	Nondurable goods merchant wholesalers	2	e
48-49	Transportation and warehousing ¹	10	c
492	Couriers and messengers	5	c
51	Information	15	c
517	Telecommunications	15	c
72	Accommodation and food services	1	c
722	Food services and drinking places	1	c
Vermont			
	All industries	16	533
42	Wholesale trade	5	305
423	Durable goods merchant wholesalers	4	e
54	Professional, scientific, and technical services	1	138
541	Professional, scientific, and technical services	1	138
Virginia			
	All industries	307	15,203
22	Utilities	9	c
221	Utilities	9	c
23	Construction	12	1,417
236	Construction of buildings	2	f
238	Specialty trade contractors	9	f
31-33	Manufacturing	28	7,691
42	Wholesale trade	51	909
423	Durable goods merchant wholesalers	49	f
44-45	Retail trade	90	1,454
442	Furniture and home furnishings stores	9	e
443	Electronics and appliance stores	30	e
445	Food and beverage stores	13	f
448	Clothing and clothing accessories stores	34	390
48-49	Transportation and warehousing ¹	40	1,485
481	Air transportation	1	c
488	Support activities for transportation	17	e
492	Couriers and messengers	16	e
493	Warehousing and storage	6	f

See the notes at the end of the table.

Table A3.17 Number and Employment of German-Owned Establishments, by State and Industry—Table Ends

NAICS code	Industry	Number of establishments	Number of employees
51	Information.....	12	f
511	Publishing industries (except Internet).....	2	f
517	Telecommunications.....	10	c
54	Professional, scientific, and technical services.....	5	167
541	Professional, scientific, and technical services.....	5	167
55	Management of companies and enterprises.....	5	c
551	Management of companies and enterprises.....	5	c
56	Administrative and support and waste management and remediation services.....	14	c
561	Administrative and support services.....	9	c
62	Health care and social assistance.....	33	f
621	Ambulatory health care services.....	33	f
72	Accommodation and food services.....	2	c
722	Food services and drinking places.....	2	c
Washington			
	All industries.....	212	11,685
23	Construction.....	9	1,312
236	Construction of buildings.....	1	e
237	Heavy and civil engineering construction.....	1	c
238	Specialty trade contractors.....	7	f
31-33	Manufacturing.....	16	978
42	Wholesale trade.....	27	1,034
423	Durable goods merchant wholesalers.....	21	845
424	Nondurable goods merchant wholesalers.....	6	189
44-45	Retail trade.....	43	1,184
442	Furniture and home furnishings stores.....	5	c
443	Electronics and appliance stores.....	20	c
445	Food and beverage stores.....	13	f
48-49	Transportation and warehousing ¹	38	f
488	Support activities for transportation.....	18	e
492	Couriers and messengers.....	14	f
51	Information.....	37	i
517	Telecommunications.....	35	i
53	Real estate and rental and leasing.....	8	113
531	Real estate.....	8	113
54	Professional, scientific, and technical services.....	7	c
541	Professional, scientific, and technical services.....	7	c
56	Administrative and support and waste management and remediation services.....	6	c
561	Administrative and support services.....	6	c
62	Health care and social assistance.....	8	c
621	Ambulatory health care services.....	8	c
72	Accommodation and food services.....	1	c
722	Food services and drinking places.....	1	c
West Virginia			
	All industries.....	44	2,174
22	Utilities.....	12	e
221	Utilities.....	12	e
31-33	Manufacturing.....	6	g
48-49	Transportation and warehousing ¹	3	c
493	Warehousing and storage.....	1	c
62	Health care and social assistance.....	8	c
621	Ambulatory health care services.....	8	c
Wisconsin			
	All industries.....	207	13,494
23	Construction.....	2	e
238	Specialty trade contractors.....	2	e
31-33	Manufacturing.....	45	8,813
42	Wholesale trade.....	28	1,602
423	Durable goods merchant wholesalers.....	25	g
424	Nondurable goods merchant wholesalers.....	3	e
44-45	Retail trade.....	65	733
445	Food and beverage stores.....	54	f
48-49	Transportation and warehousing ¹	26	f
488	Support activities for transportation.....	11	283
493	Warehousing and storage.....	8	e
54	Professional, scientific, and technical services.....	5	c
541	Professional, scientific, and technical services.....	5	c
55	Management of companies and enterprises.....	7	f
551	Management of companies and enterprises.....	7	f
56	Administrative and support and waste management and remediation services.....	10	c
561	Administrative and support services.....	9	c

NOTES: This table shows all two- and three-digit industries in which German-owned establishments have at least 100 employees.
The following ranges are given in employment cells that are suppressed: a—0 to 19; b—20 to 99; c—100 to 249; e—250 to 499; f—500 to 999; g—1,000 to 2,499; h—2,500 to 4,999; i—5,000 to 9,999; j—10,000 to 24,999; k—25,000 to 49,999; l—50,000 to 99,999; m—100,000 or more.

Table A3.18 Number and Employment of Netherlands-Owned Establishments, by State and Industry—Continues

NAICS code	Industry	Number of establishments	Number of employees
Alabama			
	All industries	69	1,794
31–33	Manufacturing	7	e
42	Wholesale trade	31	223
423	Durable goods merchant wholesalers	22	165
52	Finance and insurance ²	7	c
524	Insurance carriers and related activities	3	c
54	Professional, scientific, and technical services	7	c
541	Professional, scientific, and technical services	7	c
56	Administrative and support and waste management and remediation services	6	633
561	Administrative and support services	6	633
Arizona			
	All industries	100	5,558
23	Construction	2	c
31–33	Manufacturing	4	1,979
42	Wholesale trade	23	647
423	Durable goods merchant wholesalers	10	e
424	Nondurable goods merchant wholesalers	12	e
44–45	Retail trade	22	f
442	Furniture and home furnishings stores	1	e
446	Health and personal care stores	21	f
52	Finance and insurance ²	27	f
523	Securities intermediation and related activities	9	c
524	Insurance carriers and related activities	18	e
54	Professional, scientific, and technical services	8	e
541	Professional, scientific, and technical services	8	e
56	Administrative and support and waste management and remediation services	6	587
561	Administrative and support services	6	587
Arkansas			
	All industries	22	f
31–33	Manufacturing	2	e
42	Wholesale trade	10	162
51	Information	3	c
511	Publishing industries (except Internet)	3	c
52	Finance and insurance ²	5	e
524	Insurance carriers and related activities	4	e
California			
	All industries	714	26,421
22	Utilities	1	e
221	Utilities	1	e
23	Construction	4	f
237	Heavy and civil engineering construction	2	f
31–33	Manufacturing	30	4,720
42	Wholesale trade	135	4,959
423	Durable goods merchant wholesalers	85	h
424	Nondurable goods merchant wholesalers	48	2,167
44–45	Retail trade	166	3,503
442	Furniture and home furnishings stores	8	h
446	Health and personal care stores	27	f
447	Gasoline stations	125	c
48–49	Transportation and warehousing ¹	15	e
488	Support activities for transportation	6	c
51	Information	11	453
518	Internet service providers, Web search portals, and data processing	6	e
52	Finance and insurance ²	191	4,355
522	Credit intermediation and related activities	112	g
523	Securities intermediation and related activities	19	e
524	Insurance carriers and related activities	60	1,772
53	Real estate and rental and leasing	15	207
531	Real estate	15	207
54	Professional, scientific, and technical services	51	2,561
541	Professional, scientific, and technical services	51	2,561
55	Management of companies and enterprises	5	f
551	Management of companies and enterprises	5	f
56	Administrative and support and waste management and remediation services	24	2,719
561	Administrative and support services	24	2,719
81	Other services (except public administration)	65	f
811	Repair and maintenance	65	f

See the notes at the end of the table.

Table A3.18 Number and Employment of Netherlands-Owned Establishments, by State and Industry—Continues

NAICS code	Industry	Number of establishments	Number of employees
Colorado			
	All industries	85	5,247
21	Mining	4	c
211	Oil and gas extraction	2	c
23	Construction	2	e
237	Heavy and civil engineering construction	2	e
31–33	Manufacturing	3	g
42	Wholesale trade	26	2,122
423	Durable goods merchant wholesalers	17	1,846
424	Nondurable goods merchant wholesalers	9	276
44–45	Retail trade	10	e
446	Health and personal care stores	9	e
52	Finance and insurance ²	20	e
523	Securities intermediation and related activities	5	c
524	Insurance carriers and related activities	14	e
54	Professional, scientific, and technical services	10	399
541	Professional, scientific, and technical services	10	399
56	Administrative and support and waste management and remediation services	4	e
561	Administrative and support services	4	e
Connecticut			
	All industries	162	19,055
31–33	Manufacturing	4	1,114
42	Wholesale trade	17	e
423	Durable goods merchant wholesalers	12	e
424	Nondurable goods merchant wholesalers	5	c
44–45	Retail trade	92	j
442	Furniture and home furnishings stores	1	e
445	Food and beverage stores	86	j
48–49	Transportation and warehousing ¹	3	e
484	Truck transportation	1	c
493	Warehousing and storage	2	c
51	Information	3	e
518	Internet service providers, Web search portals, and data processing	2	e
52	Finance and insurance ²	16	g
523	Securities intermediation and related activities	3	c
524	Insurance carriers and related activities	13	g
54	Professional, scientific, and technical services	10	799
541	Professional, scientific, and technical services	10	799
55	Management of companies and enterprises	8	e
551	Management of companies and enterprises	8	e
56	Administrative and support and waste management and remediation services	8	480
561	Administrative and support services	8	480
Delaware			
	All industries	50	1,966
44–45	Retail trade	6	f
445	Food and beverage stores	5	e
52	Finance and insurance ²	6	g
522	Credit intermediation and related activities	4	g
District of Columbia			
	All industries	34	1,465
44–45	Retail trade	7	f
445	Food and beverage stores	7	f
52	Finance and insurance ²	8	250
524	Insurance carriers and related activities	5	c
56	Administrative and support and waste management and remediation services	6	603
561	Administrative and support services	6	603
Florida			
	All industries	351	17,506
23	Construction	2	e
237	Heavy and civil engineering construction	1	c
31–33	Manufacturing	13	1,681
42	Wholesale trade	85	2,630
423	Durable goods merchant wholesalers	53	g
424	Nondurable goods merchant wholesalers	30	1,315
44–45	Retail trade	80	435
446	Health and personal care stores	14	e
447	Gasoline stations	60	c
52	Finance and insurance ²	48	3,821
524	Insurance carriers and related activities	46	h
53	Real estate and rental and leasing	1	e
531	Real estate	1	e
54	Professional, scientific, and technical services	32	5,483
541	Professional, scientific, and technical services	32	5,483
55	Management of companies and enterprises	7	f
551	Management of companies and enterprises	7	f
56	Administrative and support and waste management and remediation services	12	f
561	Administrative and support services	12	f
81	Other services (except public administration)	62	884
811	Repair and maintenance	62	884

See the notes at the end of the table.

Table A3.18 Number and Employment of Netherlands-Owned Establishments, by State and Industry—Continues

NAICS code	Industry	Number of establishments	Number of employees
Georgia			
	All industries	230	46,790
31–33	Manufacturing	19	3,233
42	Wholesale trade	63	1,909
423	Durable goods merchant wholesalers	42	1,342
424	Nondurable goods merchant wholesalers	19	f
44–45	Retail trade	19	f
442	Furniture and home furnishings stores	2	e
446	Health and personal care stores	15	e
48–49	Transportation and warehousing ¹	14	e
486	Pipeline transportation	13	e
52	Finance and insurance ²	54	3,381
523	Securities intermediation and related activities	8	e
524	Insurance carriers and related activities	41	2,918
54	Professional, scientific, and technical services	14	1,508
541	Professional, scientific, and technical services	14	1,508
55	Management of companies and enterprises	7	f
551	Management of companies and enterprises	7	f
56	Administrative and support and waste management and remediation services	35	k
561	Administrative and support services	35	k
81	Other services (except public administration)	3	c
Idaho			
	All industries	19	274
42	Wholesale trade	13	c
52	Finance and insurance ²	3	c
524	Insurance carriers and related activities	2	c
Illinois			
	All industries	376	14,199
23	Construction	1	e
237	Heavy and civil engineering construction	1	e
31–33	Manufacturing	15	1,898
42	Wholesale trade	47	2,518
423	Durable goods merchant wholesalers	31	1,872
424	Nondurable goods merchant wholesalers	14	f
44–45	Retail trade	151	2,117
442	Furniture and home furnishings stores	2	f
446	Health and personal care stores	30	f
447	Gasoline stations	106	c
454	Nonstore retailers	1	e
48–49	Transportation and warehousing ¹	6	131
51	Information	10	f
511	Publishing industries (except Internet)	5	f
52	Finance and insurance ²	41	468
524	Insurance carriers and related activities	28	e
54	Professional, scientific, and technical services	27	839
541	Professional, scientific, and technical services	27	839
55	Management of companies and enterprises	17	h
551	Management of companies and enterprises	17	h
56	Administrative and support and waste management and remediation services	16	1,809
561	Administrative and support services	16	1,809
81	Other services (except public administration)	42	f
811	Repair and maintenance	42	f
Indiana			
	All industries	79	2,408
31–33	Manufacturing	12	g
42	Wholesale trade	29	479
423	Durable goods merchant wholesalers	18	c
424	Nondurable goods merchant wholesalers	10	249
44–45	Retail trade	4	c
446	Health and personal care stores	4	c
52	Finance and insurance ²	19	112
524	Insurance carriers and related activities	16	c
Iowa			
	All industries	50	5,025
31–33	Manufacturing	3	326
52	Finance and insurance ²	26	h
522	Credit intermediation and related activities	8	e
523	Securities intermediation and related activities	2	c
524	Insurance carriers and related activities	16	h
53	Real estate and rental and leasing	1	f
531	Real estate	1	f
Kansas			
	All industries	33	1,745
31–33	Manufacturing	6	1,068
51	Information	1	e
511	Publishing industries (except Internet)	1	e
54	Professional, scientific, and technical services	2	c
541	Professional, scientific, and technical services	2	c

See the notes at the end of the table.

Table A3.18 Number and Employment of Netherlands-Owned Establishments, by State and Industry—Continues

NAICS code	Industry	Number of establishments	Number of employees
Kentucky			
	All industries	83	2,136
31–33	Manufacturing	3	f
42	Wholesale trade	25	712
423	Durable goods merchant wholesalers	21	f
52	Finance and insurance ²	42	e
524	Insurance carriers and related activities	39	c
54	Professional, scientific, and technical services	6	c
541	Professional, scientific, and technical services	6	c
Louisiana			
	All industries	135	4,521
21	Mining	17	g
211	Oil and gas extraction	15	f
213	Support activities for mining	2	f
31–33	Manufacturing	6	g
42	Wholesale trade	37	318
423	Durable goods merchant wholesalers	23	155
424	Nondurable goods merchant wholesalers	14	163
48–49	Transportation and warehousing ¹	21	e
486	Pipeline transportation	17	c
488	Support activities for transportation	1	c
54	Professional, scientific, and technical services	10	f
541	Professional, scientific, and technical services	10	f
55	Management of companies and enterprises	3	f
551	Management of companies and enterprises	3	f
Maine			
	All industries	16	616
51	Information	1	c
511	Publishing industries (except Internet)	1	c
52	Finance and insurance ²	4	e
524	Insurance carriers and related activities	4	e
Maryland			
	All industries	238	20,505
31–33	Manufacturing	8	2,176
42	Wholesale trade	37	389
423	Durable goods merchant wholesalers	31	307
44–45	Retail trade	117	j
442	Furniture and home furnishings stores	2	f
445	Food and beverage stores	109	j
454	Nonstore retailers	2	f
48–49	Transportation and warehousing ¹	11	g
484	Truck transportation	1	e
493	Warehousing and storage	5	g
51	Information	5	f
511	Publishing industries (except Internet)	3	e
517	Telecommunications	1	c
52	Finance and insurance ²	30	f
524	Insurance carriers and related activities	29	f
54	Professional, scientific, and technical services	10	243
541	Professional, scientific, and technical services	10	243
55	Management of companies and enterprises	2	f
551	Management of companies and enterprises	2	f
56	Administrative and support and waste management and remediation services	9	902
561	Administrative and support services	9	902
81	Other services (except public administration)	8	c
811	Repair and maintenance	8	c
Massachusetts			
	All industries	323	27,829
31–33	Manufacturing	7	2,252
42	Wholesale trade	30	972
423	Durable goods merchant wholesalers	17	605
424	Nondurable goods merchant wholesalers	12	e
44–45	Retail trade	189	j
442	Furniture and home furnishings stores	1	e
445	Food and beverage stores	127	j
48–49	Transportation and warehousing ¹	5	f
493	Warehousing and storage	3	f
51	Information	10	764
511	Publishing industries (except Internet)	5	e
517	Telecommunications	2	e
52	Finance and insurance ²	18	235
524	Insurance carriers and related activities	14	c
54	Professional, scientific, and technical services	11	f
541	Professional, scientific, and technical services	11	f
55	Management of companies and enterprises	7	g
551	Management of companies and enterprises	7	g
56	Administrative and support and waste management and remediation services	14	1,935
561	Administrative and support services	14	1,935
81	Other services (except public administration)	29	f
811	Repair and maintenance	29	f

See the notes at the end of the table.

Table A3.18 Number and Employment of Netherlands-Owned Establishments, by State and Industry—Continues

NAICS code	Industry	Number of establishments	Number of employees
Michigan			
	All industries	96	3,468
31–33	Manufacturing	8	f
42	Wholesale trade	42	803
423	Durable goods merchant wholesalers	26	317
424	Nondurable goods merchant wholesalers	16	486
44–45	Retail trade	6	f
442	Furniture and home furnishings stores	1	f
446	Health and personal care stores	5	c
52	Finance and insurance ²	16	207
524	Insurance carriers and related activities	14	c
54	Professional, scientific, and technical services	12	499
541	Professional, scientific, and technical services	12	499
56	Administrative and support and waste management and remediation services	5	481
561	Administrative and support services	5	481
Minnesota			
	All industries	109	6,219
31–33	Manufacturing	3	232
42	Wholesale trade	26	1,466
423	Durable goods merchant wholesalers	15	e
424	Nondurable goods merchant wholesalers	10	1,135
44–45	Retail trade	7	f
442	Furniture and home furnishings stores	1	e
446	Health and personal care stores	6	c
48–49	Transportation and warehousing ¹	1	c
493	Warehousing and storage	1	c
52	Finance and insurance ²	53	3,145
522	Credit intermediation and related activities	4	e
523	Securities intermediation and related activities	10	e
524	Insurance carriers and related activities	39	g
54	Professional, scientific, and technical services	8	441
541	Professional, scientific, and technical services	8	441
Mississippi			
	All industries	28	738
31–33	Manufacturing	3	e
42	Wholesale trade	14	184
423	Durable goods merchant wholesalers	9	c
56	Administrative and support and waste management and remediation services	1	c
561	Administrative and support services	1	c
Missouri			
	All industries	124	5,222
31–33	Manufacturing	7	g
42	Wholesale trade	26	666
424	Nondurable goods merchant wholesalers	15	f
44–45	Retail trade	59	e
445	Food and beverage stores	47	e
51	Information	2	e
511	Publishing industries (except Internet)	2	e
52	Finance and insurance ²	19	1,817
524	Insurance carriers and related activities	18	g
54	Professional, scientific, and technical services	4	c
541	Professional, scientific, and technical services	4	c
55	Management of companies and enterprises	2	c
551	Management of companies and enterprises	2	c
56	Administrative and support and waste management and remediation services	4	c
561	Administrative and support services	4	c
Nebraska			
	All industries	24	417
31–33	Manufacturing	2	c
55	Management of companies and enterprises	3	c
551	Management of companies and enterprises	3	c
Nevada			
	All industries	33	1,007
31–33	Manufacturing	2	f
42	Wholesale trade	17	211
423	Durable goods merchant wholesalers	8	167
44–45	Retail trade	7	c
446	Health and personal care stores	6	c
New Hampshire			
	All industries	49	1,983
31–33	Manufacturing	4	f
44–45	Retail trade	31	f
445	Food and beverage stores	7	f
81	Other services (except public administration)	9	111
811	Repair and maintenance	9	111

See the notes at the end of the table.

Table A3.18 Number and Employment of Netherlands-Owned Establishments, by State and Industry—Continues

NAICS code	Industry	Number of establishments	Number of employees
New Jersey			
	All industries	243	15,297
31–33	Manufacturing	6	1,028
42	Wholesale trade	34	1,468
423	Durable goods merchant wholesalers	19	e
424	Nondurable goods merchant wholesalers	15	g
44–45	Retail trade	110	7,362
442	Furniture and home furnishings stores	2	f
445	Food and beverage stores	53	i
446	Health and personal care stores	9	c
52	Finance and insurance ²	28	c
524	Insurance carriers and related activities	16	c
54	Professional, scientific, and technical services	12	706
541	Professional, scientific, and technical services	12	706
55	Management of companies and enterprises	9	2,909
551	Management of companies and enterprises	9	2,909
56	Administrative and support and waste management and remediation services	8	1,201
561	Administrative and support services	8	1,201
81	Other services (except public administration)	30	404
811	Repair and maintenance	29	e
New Mexico			
	All industries	17	932
31–33	Manufacturing	1	f
New York			
	All industries	318	23,731
31–33	Manufacturing	13	2,781
42	Wholesale trade	51	1,679
423	Durable goods merchant wholesalers	32	e
424	Nondurable goods merchant wholesalers	16	1,190
44–45	Retail trade	116	10,538
442	Furniture and home furnishings stores	2	f
445	Food and beverage stores	74	i
446	Health and personal care stores	8	c
48–49	Transportation and warehousing ¹	3	c
488	Support activities for transportation	2	c
51	Information	12	e
511	Publishing industries (except Internet)	8	e
52	Finance and insurance ²	45	1,464
522	Credit intermediation and related activities	6	c
523	Securities intermediation and related activities	9	394
524	Insurance carriers and related activities	30	f
54	Professional, scientific, and technical services	34	2,460
541	Professional, scientific, and technical services	34	2,460
55	Management of companies and enterprises	16	901
551	Management of companies and enterprises	16	901
56	Administrative and support and waste management and remediation services	13	3,225
561	Administrative and support services	13	3,225
81	Other services (except public administration)	7	c
811	Repair and maintenance	7	c
North Carolina			
	All industries	133	5,969
31–33	Manufacturing	15	2,970
42	Wholesale trade	36	744
423	Durable goods merchant wholesalers	25	461
424	Nondurable goods merchant wholesalers	11	283
44–45	Retail trade	10	c
446	Health and personal care stores	9	c
52	Finance and insurance ²	38	f
524	Insurance carriers and related activities	34	f
54	Professional, scientific, and technical services	14	414
541	Professional, scientific, and technical services	14	414
55	Management of companies and enterprises	2	c
551	Management of companies and enterprises	2	c
56	Administrative and support and waste management and remediation services	6	542
561	Administrative and support services	6	542
North Dakota			
	All industries	12	f
52	Finance and insurance ²	8	f
524	Insurance carriers and related activities	8	f

See the notes at the end of the table.

Table A3.18 Number and Employment of Netherlands-Owned Establishments, by State and Industry—Continues

NAICS code	Industry	Number of establishments	Number of employees
Ohio			
	All industries	257	6,908
31–33	Manufacturing	9	g
42	Wholesale trade	51	1,123
423	Durable goods merchant wholesalers	38	616
424	Nondurable goods merchant wholesalers	12	f
44–45	Retail trade	118	f
447	Gasoline stations	115	f
51	Information	3	e
511	Publishing industries (except Internet)	2	e
52	Finance and insurance ²	31	g
523	Securities intermediation and related activities	4	c
524	Insurance carriers and related activities	25	1,130
54	Professional, scientific, and technical services	11	449
541	Professional, scientific, and technical services	11	449
55	Management of companies and enterprises	17	e
551	Management of companies and enterprises	17	e
56	Administrative and support and waste management and remediation services	12	1,175
561	Administrative and support services	12	1,175
Oklahoma			
	All industries	41	1,336
31–33	Manufacturing	2	c
42	Wholesale trade	18	144
44–45	Retail trade	5	c
446	Health and personal care stores	5	c
48–49	Transportation and warehousing ¹	4	c
486	Pipeline transportation	3	c
52	Finance and insurance ²	5	e
524	Insurance carriers and related activities	4	e
55	Management of companies and enterprises	2	c
551	Management of companies and enterprises	2	c
Oregon			
	All industries	110	1,541
31–33	Manufacturing	2	c
42	Wholesale trade	21	888
423	Durable goods merchant wholesalers	11	283
424	Nondurable goods merchant wholesalers	10	605
44–45	Retail trade	70	c
56	Administrative and support and waste management and remediation services	4	c
561	Administrative and support services	4	c
Pennsylvania			
	All industries	315	30,269
31–33	Manufacturing	10	2,593
42	Wholesale trade	67	1,507
423	Durable goods merchant wholesalers	44	725
424	Nondurable goods merchant wholesalers	21	f
44–45	Retail trade	136	j
442	Furniture and home furnishings stores	3	f
445	Food and beverage stores	120	j
446	Health and personal care stores	13	e
48–49	Transportation and warehousing ¹	3	f
493	Warehousing and storage	1	f
51	Information	6	e
511	Publishing industries (except Internet)	6	e
52	Finance and insurance ²	38	1,733
522	Credit intermediation and related activities	4	f
524	Insurance carriers and related activities	28	f
54	Professional, scientific, and technical services	11	528
541	Professional, scientific, and technical services	11	528
55	Management of companies and enterprises	8	g
551	Management of companies and enterprises	8	g
56	Administrative and support and waste management and remediation services	16	1,716
561	Administrative and support services	16	1,716
81	Other services (except public administration)	19	e
811	Repair and maintenance	19	e
Rhode Island			
	All industries	35	3,923
31–33	Manufacturing	1	c
42	Wholesale trade	5	c
44–45	Retail trade	25	h
445	Food and beverage stores	24	h
South Carolina			
	All industries	75	1,963
31–33	Manufacturing	8	689
42	Wholesale trade	30	399
423	Durable goods merchant wholesalers	22	e
52	Finance and insurance ²	19	430
524	Insurance carriers and related activities	19	430
56	Administrative and support and waste management and remediation services	5	e
561	Administrative and support services	5	e

See the notes at the end of the table.

Table A3.18 Number and Employment of Netherlands-Owned Establishments, by State and Industry—Continues

NAICS code	Industry	Number of establishments	Number of employees
South Dakota			
	All industries	10	231
52	Finance and insurance ²	5	c
524	Insurance carriers and related activities	3	c
Tennessee			
	All industries	106	5,673
31–33	Manufacturing	6	1,557
42	Wholesale trade	38	665
423	Durable goods merchant wholesalers	26	e
424	Nondurable goods merchant wholesalers	11	e
52	Finance and insurance ²	19	c
524	Insurance carriers and related activities	18	131
54	Professional, scientific, and technical services	8	133
541	Professional, scientific, and technical services	8	133
56	Administrative and support and waste management and remediation services	25	h
561	Administrative and support services	25	h
Texas			
	All industries	580	35,598
21	Mining	15	i
211	Oil and gas extraction	10	h
213	Support activities for mining	5	g
22	Utilities	3	e
221	Utilities	3	e
23	Construction	3	e
237	Heavy and civil engineering construction	2	c
31–33	Manufacturing	30	6,351
42	Wholesale trade	137	6,605
423	Durable goods merchant wholesalers	88	h
424	Nondurable goods merchant wholesalers	47	3,890
44–45	Retail trade	193	1,995
442	Furniture and home furnishings stores	3	f
446	Health and personal care stores	32	f
447	Gasoline stations	151	c
48–49	Transportation and warehousing ¹	23	235
486	Pipeline transportation	18	c
51	Information	6	f
518	Internet service providers, Web search portals, and data processing	4	f
52	Finance and insurance ²	47	1,949
524	Insurance carriers and related activities	37	g
53	Real estate and rental and leasing	5	c
531	Real estate	5	c
54	Professional, scientific, and technical services	67	5,507
541	Professional, scientific, and technical services	67	5,507
55	Management of companies and enterprises	29	h
551	Management of companies and enterprises	29	h
56	Administrative and support and waste management and remediation services	16	1,532
561	Administrative and support services	16	1,532
81	Other services (except public administration)	5	c
811	Repair and maintenance	4	c
Utah			
	All industries	34	1,821
31–33	Manufacturing	3	e
42	Wholesale trade	20	657
423	Durable goods merchant wholesalers	13	549
424	Nondurable goods merchant wholesalers	7	108
44–45	Retail trade	1	c
442	Furniture and home furnishings stores	1	c
51	Information	2	c
511	Publishing industries (except Internet)	2	c
56	Administrative and support and waste management and remediation services	3	e
561	Administrative and support services	2	e
Vermont			
	All industries	13	f
31–33	Manufacturing	2	e
53	Real estate and rental and leasing	1	c
533	Lessors of nonfinancial intangible assets (except copyrighted works)	1	c
55	Management of companies and enterprises	1	c
551	Management of companies and enterprises	1	c

See the notes at the end of the table.

Table A3.18 Number and Employment of Netherlands-Owned Establishments, by State and Industry—Table Ends

NAICS code	Industry	Number of establishments	Number of employees
Virginia			
	All industries	207	10,071
31–33	Manufacturing	5	800
42	Wholesale trade	35	602
423	Durable goods merchant wholesalers	24	427
424	Nondurable goods merchant wholesalers	11	175
44–45	Retail trade	96	i
442	Furniture and home furnishings stores	1	e
445	Food and beverage stores	80	i
446	Health and personal care stores	7	c
52	Finance and insurance ²	25	c
524	Insurance carriers and related activities	23	c
54	Professional, scientific, and technical services	9	306
541	Professional, scientific, and technical services	9	306
55	Management of companies and enterprises	8	c
551	Management of companies and enterprises	8	c
56	Administrative and support and waste management and remediation services	14	714
561	Administrative and support services	14	714
81	Other services (except public administration)	4	c
811	Repair and maintenance	4	c
Washington			
	All industries	157	8,327
23	Construction	1	c
238	Specialty trade contractors	1	c
31–33	Manufacturing	7	g
42	Wholesale trade	32	891
423	Durable goods merchant wholesalers	25	f
424	Nondurable goods merchant wholesalers	7	e
44–45	Retail trade	75	f
442	Furniture and home furnishings stores	1	f
52	Finance and insurance ²	15	c
523	Securities intermediation and related activities	2	c
54	Professional, scientific, and technical services	8	200
541	Professional, scientific, and technical services	8	200
55	Management of companies and enterprises	3	h
551	Management of companies and enterprises	3	h
56	Administrative and support and waste management and remediation services	6	425
561	Administrative and support services	6	425
West Virginia			
	All industries	27	856
31–33	Manufacturing	2	c
42	Wholesale trade	10	c
424	Nondurable goods merchant wholesalers	3	c
44–45	Retail trade	3	e
445	Food and beverage stores	3	e
Wisconsin			
	All industries	56	3,572
31–33	Manufacturing	6	f
42	Wholesale trade	21	640
423	Durable goods merchant wholesalers	8	112
424	Nondurable goods merchant wholesalers	13	528
52	Finance and insurance ²	11	g
524	Insurance carriers and related activities	11	g
54	Professional, scientific, and technical services	8	226
541	Professional, scientific, and technical services	8	226
Wyoming			
	All industries	6	c

NOTES: This table shows all two- and three-digit industries in which Netherlands-owned establishments have at least 100 employees. The following ranges are given in employment cells that are suppressed: a—0 to 19; b—20 to 99; c—100 to 249; e—250 to 499; f—500 to 999; g—1,000 to 2,499; h—2,500 to 4,999; i—5,000 to 9,999; j—10,000 to 24,999; k—25,000 to 49,999; l—50,000 to 99,999; m—100,000 or more.

Table A3.19 Number and Employment of Swiss-Owned Establishments, by State and Industry—Continues

NAICS code	Industry	Number of establishments	Number of employees
Alabama			
	All industries	41	2,205
31–33	Manufacturing	8	1,074
52	Finance and insurance ²	8	109
56	Administrative and support and waste management and remediation services	9	f
561	Administrative and support services	9	f
Arizona			
	All industries	79	3,323
23	Construction	2	c
238	Specialty trade contractors	2	c
31–33	Manufacturing	3	e
42	Wholesale trade	8	c
44–45	Retail trade	3	c
454	Nonstore retailers	2	c
52	Finance and insurance ²	9	301
523	Securities intermediation and related activities	6	c
524	Insurance carriers and related activities	3	c
56	Administrative and support and waste management and remediation services	33	g
561	Administrative and support services	32	g
81	Other services (except public administration)	9	c
812	Personal and laundry services	9	c
Arkansas			
	All industries	19	g
31–33	Manufacturing	5	1,572
52	Finance and insurance ²	2	c
523	Securities intermediation and related activities	1	c
56	Administrative and support and waste management and remediation services	3	c
561	Administrative and support services	3	c
California			
	All industries	684	60,034
23	Construction	3	e
238	Specialty trade contractors	3	e
31–33	Manufacturing	42	17,273
42	Wholesale trade	45	1,652
423	Durable goods merchant wholesalers	15	f
424	Nondurable goods merchant wholesalers	29	870
44–45	Retail trade	44	1,151
448	Clothing and clothing accessories stores	25	c
454	Nonstore retailers	18	f
48–49	Transportation and warehousing ¹	20	1,094
488	Support activities for transportation	14	f
493	Warehousing and storage	6	e
51	Information	19	g
511	Publishing industries (except Internet)	19	g
52	Finance and insurance ²	99	5,150
523	Securities intermediation and related activities	55	h
524	Insurance carriers and related activities	35	g
54	Professional, scientific, and technical services	19	2,436
541	Professional, scientific, and technical services	19	2,436
55	Management of companies and enterprises	27	9,348
551	Management of companies and enterprises	27	9,348
56	Administrative and support and waste management and remediation services	253	17,954
561	Administrative and support services	236	j
562	Waste management and remediation services	17	g
72	Accommodation and food services	5	g
722	Food services and drinking places	5	g
81	Other services (except public administration)	106	1,020
811	Repair and maintenance	4	c
812	Personal and laundry services	102	f
Colorado			
	All industries	116	4,557
21	Mining	10	c
212	Mining, except oil and gas	10	c
31–33	Manufacturing	26	1,794
42	Wholesale trade	12	267
423	Durable goods merchant wholesalers	7	c
424	Nondurable goods merchant wholesalers	5	c
52	Finance and insurance ²	22	782
523	Securities intermediation and related activities	13	e
524	Insurance carriers and related activities	8	e
56	Administrative and support and waste management and remediation services	22	g
561	Administrative and support services	22	g

See the notes at the end of the table.

Table A3.19 Number and Employment of Swiss-Owned Establishments, by State and Industry—Continues

NAICS code	Industry	Number of establishments	Number of employees
Connecticut			
	All industries	100	7,891
31–33	Manufacturing	3	e
42	Wholesale trade	12	g
423	Durable goods merchant wholesalers	7	472
424	Nondurable goods merchant wholesalers	5	f
44–45	Retail trade	12	156
48–49	Transportation and warehousing ¹	7	c
52	Finance and insurance ²	22	h
522	Credit intermediation and related activities	3	h
523	Securities intermediation and related activities	14	689
524	Insurance carriers and related activities	5	c
55	Management of companies and enterprises	8	389
551	Management of companies and enterprises	8	389
56	Administrative and support and waste management and remediation services	25	g
561	Administrative and support services	25	g
Delaware			
	All industries	29	1,113
31–33	Manufacturing	2	e
56	Administrative and support and waste management and remediation services	11	f
561	Administrative and support services	11	f
District of Columbia			
	All industries	21	835
56	Administrative and support and waste management and remediation services	12	f
561	Administrative and support services	12	f
72	Accommodation and food services	1	c
722	Food services and drinking places	1	c
Florida			
	All industries	263	12,682
23	Construction	6	f
238	Specialty trade contractors	5	f
31–33	Manufacturing	12	1,973
42	Wholesale trade	16	e
424	Nondurable goods merchant wholesalers	10	e
44–45	Retail trade	31	643
448	Clothing and clothing accessories stores	16	c
454	Nonstore retailers	10	e
48–49	Transportation and warehousing ¹	11	c
488	Support activities for transportation	9	c
51	Information	4	g
511	Publishing industries (except Internet)	3	e
517	Telecommunications	1	f
52	Finance and insurance ²	42	1,954
523	Securities intermediation and related activities	30	1,474
524	Insurance carriers and related activities	10	e
56	Administrative and support and waste management and remediation services	81	h
561	Administrative and support services	81	h
72	Accommodation and food services	10	f
722	Food services and drinking places	10	f
81	Other services (except public administration)	34	e
812	Personal and laundry services	33	c
Georgia			
	All industries	136	9,153
23	Construction	1	c
238	Specialty trade contractors	1	c
31–33	Manufacturing	12	1,885
42	Wholesale trade	15	548
423	Durable goods merchant wholesalers	11	e
48–49	Transportation and warehousing ¹	13	e
488	Support activities for transportation	8	194
493	Warehousing and storage	5	c
51	Information	2	c
511	Publishing industries (except Internet)	2	c
52	Finance and insurance ²	24	835
523	Securities intermediation and related activities	10	e
524	Insurance carriers and related activities	13	e
55	Management of companies and enterprises	3	f
551	Management of companies and enterprises	3	f
56	Administrative and support and waste management and remediation services	46	3,257
561	Administrative and support services	46	3,257
72	Accommodation and food services	3	f
722	Food services and drinking places	3	f
Hawaii			
	All industries	17	995
23	Construction	1	e
238	Specialty trade contractors	1	e
56	Administrative and support and waste management and remediation services	6	e
561	Administrative and support services	6	e
72	Accommodation and food services	2	e
722	Food services and drinking places	2	e

See the notes at the end of the table.

Table A3.19 Number and Employment of Swiss-Owned Establishments, by State and Industry—Continues

NAICS code	Industry	Number of establishments	Number of employees
Idaho			
	All industries	24	1,700
31–33	Manufacturing	1	c
42	Wholesale trade	4	c
424	Nondurable goods merchant wholesalers	3	c
52	Finance and insurance ²	8	105
55	Management of companies and enterprises	1	c
551	Management of companies and enterprises	1	c
56	Administrative and support and waste management and remediation services	7	f
561	Administrative and support services	7	f
Illinois			
	All industries	253	17,269
21	Mining	3	e
212	Mining, except oil and gas	3	e
23	Construction	2	c
238	Specialty trade contractors	2	c
31–33	Manufacturing	39	4,207
42	Wholesale trade	31	1,003
423	Durable goods merchant wholesalers	20	e
424	Nondurable goods merchant wholesalers	11	f
44–45	Retail trade	15	331
443	Electronics and appliance stores	1	c
454	Nonstore retailers	3	c
48–49	Transportation and warehousing ¹	9	e
488	Support activities for transportation	6	166
493	Warehousing and storage	3	c
51	Information	5	f
511	Publishing industries (except Internet)	5	f
52	Finance and insurance ²	30	4,749
522	Credit intermediation and related activities	2	e
523	Securities intermediation and related activities	11	f
524	Insurance carriers and related activities	17	3,548
54	Professional, scientific, and technical services	9	c
541	Professional, scientific, and technical services	9	c
56	Administrative and support and waste management and remediation services	65	3,148
561	Administrative and support services	65	3,148
72	Accommodation and food services	4	g
722	Food services and drinking places	4	g
81	Other services (except public administration)	36	e
811	Repair and maintenance	5	e
812	Personal and laundry services	31	c
Indiana			
	All industries	98	10,178
31–33	Manufacturing	27	5,231
42	Wholesale trade	7	432
423	Durable goods merchant wholesalers	4	c
424	Nondurable goods merchant wholesalers	3	c
52	Finance and insurance ²	13	455
524	Insurance carriers and related activities	6	e
55	Management of companies and enterprises	4	g
551	Management of companies and enterprises	4	g
56	Administrative and support and waste management and remediation services	28	g
561	Administrative and support services	28	g
Iowa			
	All industries	47	3,386
23	Construction	1	c
238	Specialty trade contractors	1	c
31–33	Manufacturing	6	g
42	Wholesale trade	12	f
423	Durable goods merchant wholesalers	3	e
424	Nondurable goods merchant wholesalers	9	f
52	Finance and insurance ²	11	c
523	Securities intermediation and related activities	9	c
56	Administrative and support and waste management and remediation services	12	f
561	Administrative and support services	12	f
Kansas			
	All industries	48	4,418
31–33	Manufacturing	4	f
51	Information	2	c
511	Publishing industries (except Internet)	2	c
52	Finance and insurance ²	15	g
523	Securities intermediation and related activities	6	c
524	Insurance carriers and related activities	9	g
55	Management of companies and enterprises	4	g
551	Management of companies and enterprises	4	g
56	Administrative and support and waste management and remediation services	19	f
561	Administrative and support services	19	f

See the notes at the end of the table.

Table A3.19 Number and Employment of Swiss-Owned Establishments, by State and Industry—Continues

NAICS code	Industry	Number of establishments	Number of employees
Kentucky			
	All industries	64	7,131
31–33	Manufacturing	10	3,496
52	Finance and insurance ²	7	c
523	Securities intermediation and related activities.....	5	c
56	Administrative and support and waste management and remediation services	28	h
561	Administrative and support services	28	h
72	Accommodation and food services	1	c
722	Food services and drinking places.....	1	c
Louisiana			
	All industries	38	1,259
21	Mining	1	c
213	Support activities for mining.....	1	c
23	Construction.....	1	c
238	Specialty trade contractors	1	c
31–33	Manufacturing	2	e
48–49	Transportation and warehousing ¹	7	c
488	Support activities for transportation	6	c
52	Finance and insurance ²	8	c
56	Administrative and support and waste management and remediation services	6	e
561	Administrative and support services	6	e
Maine			
	All industries	21	1,516
31–33	Manufacturing	4	f
42	Wholesale trade	4	123
423	Durable goods merchant wholesalers.....	4	123
56	Administrative and support and waste management and remediation services	5	e
561	Administrative and support services	5	e
Maryland			
	All industries	108	5,467
23	Construction.....	3	e
238	Specialty trade contractors	3	e
31–33	Manufacturing	16	1,088
42	Wholesale trade	7	390
424	Nondurable goods merchant wholesalers.....	3	e
44–45	Retail trade.....	10	c
454	Nonstore retailers.....	2	c
48–49	Transportation and warehousing ¹	7	170
52	Finance and insurance ²	13	1,147
523	Securities intermediation and related activities.....	6	c
524	Insurance carriers and related activities	6	f
54	Professional, scientific, and technical services	3	c
541	Professional, scientific, and technical services	3	c
55	Management of companies and enterprises.....	5	e
551	Management of companies and enterprises.....	5	e
56	Administrative and support and waste management and remediation services	27	g
561	Administrative and support services	26	g
Massachusetts			
	All industries	220	12,998
23	Construction.....	2	c
238	Specialty trade contractors	2	c
31–33	Manufacturing	26	1,551
42	Wholesale trade	11	821
424	Nondurable goods merchant wholesalers.....	4	734
44–45	Retail trade.....	23	438
445	Food and beverage stores	15	c
454	Nonstore retailers.....	5	e
51	Information.....	2	f
511	Publishing industries (except Internet)	2	f
52	Finance and insurance ²	27	1,188
523	Securities intermediation and related activities.....	17	840
524	Insurance carriers and related activities	9	e
54	Professional, scientific, and technical services	6	g
541	Professional, scientific, and technical services	6	g
55	Management of companies and enterprises.....	5	e
551	Management of companies and enterprises.....	5	e
56	Administrative and support and waste management and remediation services	87	i
561	Administrative and support services	86	i
562	Waste management and remediation services	1	c
72	Accommodation and food services	2	c
722	Food services and drinking places.....	2	c
81	Other services (except public administration)	19	c
812	Personal and laundry services	19	c

See the notes at the end of the table.

Table A3.19 Number and Employment of Swiss-Owned Establishments, by State and Industry—Continues

NAICS code	Industry	Number of establishments	Number of employees
Michigan			
	All industries	153	10,701
23	Construction	2	e
238	Specialty trade contractors	2	e
31-33	Manufacturing	20	2,143
42	Wholesale trade	12	181
423	Durable goods merchant wholesalers	9	c
48-49	Transportation and warehousing ¹	7	304
488	Support activities for transportation	6	c
52	Finance and insurance ²	21	675
523	Securities intermediation and related activities	14	e
524	Insurance carriers and related activities	7	e
55	Management of companies and enterprises	11	h
551	Management of companies and enterprises	11	h
56	Administrative and support and waste management and remediation services	47	h
561	Administrative and support services	47	h
81	Other services (except public administration)	16	c
Minnesota			
	All industries	128	5,380
21	Mining	10	c
212	Mining, except oil and gas	10	c
23	Construction	3	c
238	Specialty trade contractors	2	c
31-33	Manufacturing	26	g
42	Wholesale trade	14	e
424	Nondurable goods merchant wholesalers	9	e
48-49	Transportation and warehousing ¹	7	138
488	Support activities for transportation	3	c
51	Information	3	f
511	Publishing industries (except Internet)	2	c
518	Internet service providers, Web search portals, and data processing	1	e
52	Finance and insurance ²	25	f
523	Securities intermediation and related activities	18	f
524	Insurance carriers and related activities	7	c
55	Management of companies and enterprises	5	349
551	Management of companies and enterprises	5	349
56	Administrative and support and waste management and remediation services	22	g
561	Administrative and support services	22	g
Mississippi			
	All industries	14	490
48-49	Transportation and warehousing ¹	1	c
493	Warehousing and storage	1	c
56	Administrative and support and waste management and remediation services	2	c
561	Administrative and support services	2	c
Missouri			
	All industries	75	7,393
31-33	Manufacturing	16	2,482
42	Wholesale trade	4	174
423	Durable goods merchant wholesalers	3	c
52	Finance and insurance ²	8	e
523	Securities intermediation and related activities	3	c
54	Professional, scientific, and technical services	1	c
541	Professional, scientific, and technical services	1	c
55	Management of companies and enterprises	4	2,074
551	Management of companies and enterprises	4	2,074
56	Administrative and support and waste management and remediation services	24	g
561	Administrative and support services	24	g
Montana			
	All industries	14	522
31-33	Manufacturing	2	e
Nebraska			
	All industries	21	1,976
31-33	Manufacturing	4	1,075
42	Wholesale trade	5	259
424	Nondurable goods merchant wholesalers	3	e
52	Finance and insurance ²	6	e
524	Insurance carriers and related activities	3	e
56	Administrative and support and waste management and remediation services	2	c
561	Administrative and support services	2	c
Nevada			
	All industries	53	2,434
23	Construction	5	g
237	Heavy and civil engineering construction	4	g
52	Finance and insurance ²	11	134
56	Administrative and support and waste management and remediation services	13	e
561	Administrative and support services	12	467
72	Accommodation and food services	1	c
722	Food services and drinking places	1	c

See the notes at the end of the table.

Table A3.19 Number and Employment of Swiss-Owned Establishments, by State and Industry—Continues

NAICS code	Industry	Number of establishments	Number of employees
New Hampshire			
	All industries	45	2,597
31–33	Manufacturing	5	1,626
51	Information	1	c
511	Publishing industries (except Internet)	1	c
52	Finance and insurance ²	7	c
523	Securities intermediation and related activities	4	c
56	Administrative and support and waste management and remediation services	15	f
561	Administrative and support services	15	f
New Jersey			
	All industries	229	43,529
23	Construction	5	e
238	Specialty trade contractors	4	e
31–33	Manufacturing	21	6,821
42	Wholesale trade	10	7,906
423	Durable goods merchant wholesalers	5	e
424	Nondurable goods merchant wholesalers	5	i
44–45	Retail trade	18	666
454	Nonstore retailers	4	f
48–49	Transportation and warehousing ¹	12	f
488	Support activities for transportation	5	e
493	Warehousing and storage	6	c
51	Information	5	e
511	Publishing industries (except Internet)	5	e
52	Finance and insurance ²	34	5,266
523	Securities intermediation and related activities	22	h
524	Insurance carriers and related activities	8	c
54	Professional, scientific, and technical services	9	268
541	Professional, scientific, and technical services	9	268
55	Management of companies and enterprises	19	i
551	Management of companies and enterprises	19	i
56	Administrative and support and waste management and remediation services	70	10,986
561	Administrative and support services	69	j
72	Accommodation and food services	1	c
722	Food services and drinking places	1	c
81	Other services (except public administration)	22	e
811	Repair and maintenance	4	c
812	Personal and laundry services	18	c
New Mexico			
	All industries	13	472
56	Administrative and support and waste management and remediation services	4	e
561	Administrative and support services	4	e
New York			
	All industries	356	36,234
23	Construction	6	f
238	Specialty trade contractors	6	f
31–33	Manufacturing	17	2,656
42	Wholesale trade	29	1,449
423	Durable goods merchant wholesalers	21	1,072
424	Nondurable goods merchant wholesalers	8	377
44–45	Retail trade	47	794
445	Food and beverage stores	18	c
448	Clothing and clothing accessories stores	17	207
454	Nonstore retailers	7	e
48–49	Transportation and warehousing ¹	9	e
481	Air transportation	1	e
51	Information	10	g
511	Publishing industries (except Internet)	8	g
52	Finance and insurance ²	82	16,415
522	Credit intermediation and related activities	8	g
523	Securities intermediation and related activities	45	13,171
524	Insurance carriers and related activities	29	g
54	Professional, scientific, and technical services	7	106
541	Professional, scientific, and technical services	7	106
55	Management of companies and enterprises	11	g
551	Management of companies and enterprises	11	g
56	Administrative and support and waste management and remediation services	107	i
561	Administrative and support services	107	i
72	Accommodation and food services	5	f
722	Food services and drinking places	5	f
81	Other services (except public administration)	20	c
812	Personal and laundry services	20	c

See the notes at the end of the table.

Table A3.19 Number and Employment of Swiss-Owned Establishments, by State and Industry—Continues

NAICS code	Industry	Number of establishments	Number of employees
North Carolina			
	All industries	158	16,561
23	Construction.....	6	g
238	Specialty trade contractors.....	6	g
31-33	Manufacturing.....	19	3,013
42	Wholesale trade.....	20	1,785
423	Durable goods merchant wholesalers.....	14	412
424	Nondurable goods merchant wholesalers.....	6	1,373
48-49	Transportation and warehousing ¹	10	e
488	Support activities for transportation.....	6	c
493	Warehousing and storage.....	4	c
51	Information.....	5	c
511	Publishing industries (except Internet).....	3	c
52	Finance and insurance ²	14	g
523	Securities intermediation and related activities.....	11	g
524	Insurance carriers and related activities.....	3	c
54	Professional, scientific, and technical services.....	1	e
541	Professional, scientific, and technical services.....	1	e
55	Management of companies and enterprises.....	9	833
551	Management of companies and enterprises.....	9	833
56	Administrative and support and waste management and remediation services.....	63	i
561	Administrative and support services.....	63	i
North Dakota			
	All industries	13	c
Ohio			
	All industries	206	15,931
23	Construction.....	2	c
238	Specialty trade contractors.....	2	c
31-33	Manufacturing.....	18	4,013
42	Wholesale trade.....	14	566
423	Durable goods merchant wholesalers.....	7	e
424	Nondurable goods merchant wholesalers.....	7	c
44-45	Retail trade.....	6	c
48-49	Transportation and warehousing ¹	9	305
488	Support activities for transportation.....	5	e
51	Information.....	3	c
511	Publishing industries (except Internet).....	3	c
52	Finance and insurance ²	31	1,199
523	Securities intermediation and related activities.....	17	g
55	Management of companies and enterprises.....	11	979
551	Management of companies and enterprises.....	11	979
56	Administrative and support and waste management and remediation services.....	81	i
561	Administrative and support services.....	81	i
81	Other services (except public administration).....	24	c
812	Personal and laundry services.....	22	c
Oklahoma			
	All industries	42	3,481
31-33	Manufacturing.....	3	f
54	Professional, scientific, and technical services.....	4	e
541	Professional, scientific, and technical services.....	4	e
55	Management of companies and enterprises.....	3	c
551	Management of companies and enterprises.....	3	c
56	Administrative and support and waste management and remediation services.....	19	g
561	Administrative and support services.....	19	g
Oregon			
	All industries	57	2,860
23	Construction.....	1	c
238	Specialty trade contractors.....	1	c
31-33	Manufacturing.....	2	c
42	Wholesale trade.....	3	e
423	Durable goods merchant wholesalers.....	2	e
52	Finance and insurance ²	14	333
523	Securities intermediation and related activities.....	8	c
524	Insurance carriers and related activities.....	6	c
55	Management of companies and enterprises.....	4	f
551	Management of companies and enterprises.....	4	f
56	Administrative and support and waste management and remediation services.....	17	f
561	Administrative and support services.....	17	f
Pennsylvania			
	All industries	179	13,364
23	Construction.....	4	e
238	Specialty trade contractors.....	4	e
31-33	Manufacturing.....	25	5,485
42	Wholesale trade.....	17	396
423	Durable goods merchant wholesalers.....	13	e
48-49	Transportation and warehousing ¹	5	e
493	Warehousing and storage.....	2	c
51	Information.....	3	e
511	Publishing industries (except Internet).....	3	e
52	Finance and insurance ²	38	929
523	Securities intermediation and related activities.....	19	f
524	Insurance carriers and related activities.....	18	e

See the notes at the end of the table.

Table A3.19 Number and Employment of Swiss-Owned Establishments, by State and Industry—Continues

NAICS code	Industry	Number of establishments	Number of employees
54	Professional, scientific, and technical services	4	c
541	Professional, scientific, and technical services	4	c
56	Administrative and support and waste management and remediation services	56	5,093
561	Administrative and support services	56	5,093
72	Accommodation and food services	1	c
722	Food services and drinking places.....	1	c
81	Other services (except public administration)	16	c
812	Personal and laundry services	15	c
Rhode Island			
	All industries	20	873
31–33	Manufacturing	2	c
56	Administrative and support and waste management and remediation services	10	f
561	Administrative and support services	10	f
South Carolina			
	All industries	66	7,278
31–33	Manufacturing	19	3,113
42	Wholesale trade	5	215
423	Durable goods merchant wholesalers.....	3	c
52	Finance and insurance ²	7	c
523	Securities intermediation and related activities.....	7	c
56	Administrative and support and waste management and remediation services	22	h
561	Administrative and support services	22	h
South Dakota			
	All industries	9	c
Tennessee			
	All industries	83	5,823
21	Mining	4	e
212	Mining, except oil and gas.....	4	e
31–33	Manufacturing	11	2,136
48–49	Transportation and warehousing ¹	9	197
488	Support activities for transportation	5	c
52	Finance and insurance ²	18	f
523	Securities intermediation and related activities.....	13	f
56	Administrative and support and waste management and remediation services	25	2,076
561	Administrative and support services	25	2,076
72	Accommodation and food services	1	c
722	Food services and drinking places.....	1	c
Texas			
	All industries	322	21,449
23	Construction	5	e
238	Specialty trade contractors	5	e
31–33	Manufacturing	17	3,179
42	Wholesale trade	27	3,383
423	Durable goods merchant wholesalers.....	13	c
424	Nondurable goods merchant wholesalers.....	13	3,223
44–45	Retail trade.....	20	725
448	Clothing and clothing accessories stores.....	10	c
454	Nonstore retailers.....	9	f
48–49	Transportation and warehousing ¹	26	1,023
488	Support activities for transportation	21	f
493	Warehousing and storage	5	c
51	Information	7	f
511	Publishing industries (except Internet)	7	f
52	Finance and insurance ²	53	2,035
523	Securities intermediation and related activities.....	31	g
524	Insurance carriers and related activities	20	659
54	Professional, scientific, and technical services	9	g
541	Professional, scientific, and technical services	9	g
55	Management of companies and enterprises.....	8	142
551	Management of companies and enterprises.....	8	142
56	Administrative and support and waste management and remediation services	113	6,930
561	Administrative and support services	111	i
81	Other services (except public administration)	34	780
811	Repair and maintenance.....	12	f
812	Personal and laundry services	22	c
Utah			
	All industries	34	3,125
31–33	Manufacturing	3	g
42	Wholesale trade	5	131
52	Finance and insurance ²	6	795
522	Credit intermediation and related activities.....	2	f
56	Administrative and support and waste management and remediation services	9	e
561	Administrative and support services	9	e

See the notes at the end of the table.

Table A3.19 Number and Employment of Swiss-Owned Establishments, by State and Industry—Table Ends

NAICS code	Industry	Number of establishments	Number of employees
Vermont			
	All industries	16	1,277
21	Mining	1	c
212	Mining, except oil and gas	1	c
31-33	Manufacturing	1	e
55	Management of companies and enterprises	2	c
551	Management of companies and enterprises	2	c
56	Administrative and support and waste management and remediation services	4	f
561	Administrative and support services	4	f
Virginia			
	All industries	123	6,995
31-33	Manufacturing	12	2,688
44-45	Retail trade	12	160
51	Information	4	f
511	Publishing industries (except Internet)	4	f
52	Finance and insurance ²	15	277
523	Securities intermediation and related activities	10	e
54	Professional, scientific, and technical services	3	c
541	Professional, scientific, and technical services	3	c
55	Management of companies and enterprises	6	c
551	Management of companies and enterprises	6	c
56	Administrative and support and waste management and remediation services	43	g
561	Administrative and support services	43	g
72	Accommodation and food services	1	f
722	Food services and drinking places	1	f
81	Other services (except public administration)	14	c
812	Personal and laundry services	14	c
Washington			
	All industries	93	3,382
23	Construction	2	c
238	Specialty trade contractors	2	c
42	Wholesale trade	6	334
423	Durable goods merchant wholesalers	2	c
424	Nondurable goods merchant wholesalers	4	c
52	Finance and insurance ²	20	g
523	Securities intermediation and related activities	14	e
524	Insurance carriers and related activities	6	f
56	Administrative and support and waste management and remediation services	28	g
561	Administrative and support services	28	g
72	Accommodation and food services	2	c
722	Food services and drinking places	2	c
81	Other services (except public administration)	18	c
812	Personal and laundry services	18	c
West Virginia			
	All industries	19	2,253
31-33	Manufacturing	5	1,645
54	Professional, scientific, and technical services	8	c
541	Professional, scientific, and technical services	8	c
56	Administrative and support and waste management and remediation services	4	e
561	Administrative and support services	4	e
Wisconsin			
	All industries	97	5,800
31-33	Manufacturing	15	2,324
42	Wholesale trade	7	176
423	Durable goods merchant wholesalers	6	c
51	Information	4	c
511	Publishing industries (except Internet)	4	c
52	Finance and insurance ²	16	244
523	Securities intermediation and related activities	10	c
56	Administrative and support and waste management and remediation services	39	h
561	Administrative and support services	39	h
Wyoming			
	All industries	14	e
56	Administrative and support and waste management and remediation services	4	e
561	Administrative and support services	4	e

NOTES. This table shows all two- and three-digit industries in which Swiss-owned establishments have at least 100 employees.
The following ranges are given in employment cells that are suppressed: a—0 to 19; b—20 to 99; c—100 to 249; e—250 to 499; f—500 to 999; g—1,000 to 2,499; h—2,500 to 4,999; i—5,000 to 9,999; j—10,000 to 24,999; k—25,000 to 49,999; l—50,000 to 99,999; m—100,000 or more.

Table A3.20 Number and Employment of British-Owned Establishments, by State and Industry—Continues

NAICS code	Industry	Number of establishments	Number of employees
Alabama			
	All industries	349	9,110
31–33	Manufacturing	22	4,067
42	Wholesale trade	37	484
423	Durable goods merchant wholesalers	31	e
424	Nondurable goods merchant wholesalers	5	c
44–45	Retail trade	95	801
444	Building material and garden equipment and supplies dealers	20	c
446	Health and personal care stores	49	e
448	Clothing and clothing accessories stores	24	c
48–49	Transportation and warehousing ¹	7	430
484	Truck transportation	1	e
485	Transit and ground passenger transportation	2	c
51	Information	51	f
511	Publishing industries (except Internet)	6	c
517	Telecommunications	45	e
52	Finance and insurance ²	14	c
522	Credit intermediation and related activities	14	c
53	Real estate and rental and leasing	18	233
532	Rental and leasing services	16	c
54	Professional, scientific, and technical services	15	1,087
541	Professional, scientific, and technical services	15	1,087
56	Administrative and support and waste management and remediation services	5	e
561	Administrative and support services	5	e
72	Accommodation and food services	56	f
722	Food services and drinking places	56	f
Alaska			
	All industries	57	h
21	Mining	5	g
211	Oil and gas extraction	3	g
212	Mining, except oil and gas	1	e
42	Wholesale trade	6	268
423	Durable goods merchant wholesalers	4	c
424	Nondurable goods merchant wholesalers	2	c
44–45	Retail trade	13	103
48–49	Transportation and warehousing ¹	10	343
485	Transit and ground passenger transportation	2	e
55	Management of companies and enterprises	1	f
551	Management of companies and enterprises	1	f
72	Accommodation and food services	4	e
721	Accommodation	1	c
722	Food services and drinking places	3	c
Arizona			
	All industries	645	14,758
23	Construction	6	c
236	Construction of buildings	4	c
238	Specialty trade contractors	2	c
31–33	Manufacturing	27	1,761
42	Wholesale trade	82	1,474
423	Durable goods merchant wholesalers	71	990
424	Nondurable goods merchant wholesalers	11	484
44–45	Retail trade	147	1,306
444	Building material and garden equipment and supplies dealers	19	c
446	Health and personal care stores	86	f
448	Clothing and clothing accessories stores	31	427
48–49	Transportation and warehousing ¹	13	457
485	Transit and ground passenger transportation	4	e
488	Support activities for transportation	9	c
51	Information	88	3,153
511	Publishing industries (except Internet)	7	g
517	Telecommunications	76	g
52	Finance and insurance ²	32	g
522	Credit intermediation and related activities	31	g
53	Real estate and rental and leasing	16	146
54	Professional, scientific, and technical services	23	753
541	Professional, scientific, and technical services	23	753
56	Administrative and support and waste management and remediation services	9	554
561	Administrative and support services	9	554
72	Accommodation and food services	167	h
721	Accommodation	1	c
722	Food services and drinking places	166	h
Arkansas			
	All industries	132	3,914
31–33	Manufacturing	13	1,793
42	Wholesale trade	12	224
424	Nondurable goods merchant wholesalers	5	c
44–45	Retail trade	30	268
446	Health and personal care stores	14	c
56	Administrative and support and waste management and remediation services	5	228
561	Administrative and support services	5	228
72	Accommodation and food services	55	g
722	Food services and drinking places	54	g

See the notes at the end of the table.

Table A3.20 Number and Employment of British-Owned Establishments, by State and Industry—Continues

NAICS code	Industry	Number of establishments	Number of employees
California			
	All industries	3,426	96,288
21	Mining	22	899
212	Mining, except oil and gas	19	f
22	Utilities	8	c
221	Utilities	8	c
23	Construction	6	f
236	Construction of buildings	2	c
237	Heavy and civil engineering construction	2	c
238	Specialty trade contractors	2	c
31–33	Manufacturing	152	20,228
42	Wholesale trade	300	6,962
423	Durable goods merchant wholesalers	249	h
424	Nondurable goods merchant wholesalers	49	2,435
44–45	Retail trade	980	9,190
444	Building material and garden equipment and supplies dealers	167	1,848
446	Health and personal care stores	475	h
447	Gasoline stations	195	g
448	Clothing and clothing accessories stores	124	1,044
451	Sporting goods, hobby, book, and music stores	4	c
454	Nonstore retailers	9	e
48–49	Transportation and warehousing ¹	117	7,557
484	Truck transportation	3	346
485	Transit and ground passenger transportation	33	h
486	Pipeline transportation	4	c
488	Support activities for transportation	65	3,361
493	Warehousing and storage	12	e
51	Information	510	13,907
511	Publishing industries (except Internet)	62	3,586
512	Motion picture and sound recording industries	6	e
517	Telecommunications	425	i
519	Other information services	14	e
52	Finance and insurance ²	285	7,142
522	Credit intermediation and related activities	243	i
523	Securities intermediation and related activities	41	2,057
53	Real estate and rental and leasing	110	1,344
531	Real estate	70	387
532	Rental and leasing services	40	957
54	Professional, scientific, and technical services	153	9,685
541	Professional, scientific, and technical services	153	9,685
55	Management of companies and enterprises	51	2,375
551	Management of companies and enterprises	51	2,375
56	Administrative and support and waste management and remediation services	103	4,376
561	Administrative and support services	92	h
562	Waste management and remediation services	11	e
61	Educational services	16	e
611	Educational services	16	e
62	Health care and social assistance	118	e
621	Ambulatory health care services	111	e
72	Accommodation and food services	466	10,699
721	Accommodation	3	g
722	Food services and drinking places	463	i
81	Other services (except public administration)	27	581
811	Repair and maintenance	26	e
812	Personal and laundry services	1	c
Colorado			
	All industries	569	13,024
21	Mining	7	728
212	Mining, except oil and gas	3	f
31–33	Manufacturing	11	1,199
42	Wholesale trade	53	1,130
423	Durable goods merchant wholesalers	44	633
424	Nondurable goods merchant wholesalers	9	497
44–45	Retail trade	167	1,465
444	Building material and garden equipment and supplies dealers	32	e
446	Health and personal care stores	102	f
448	Clothing and clothing accessories stores	28	387
48–49	Transportation and warehousing ¹	13	f
485	Transit and ground passenger transportation	5	e
488	Support activities for transportation	6	e
51	Information	93	1,760
511	Publishing industries (except Internet)	9	485
517	Telecommunications	78	f
518	Internet service providers, Web search portals, and data processing	2	e
519	Other information services	3	e
52	Finance and insurance ²	36	g
522	Credit intermediation and related activities	24	c
523	Securities intermediation and related activities	9	e
524	Insurance carriers and related activities	3	f
53	Real estate and rental and leasing	8	157
532	Rental and leasing services	8	157
54	Professional, scientific, and technical services	32	1,648
541	Professional, scientific, and technical services	32	1,648
55	Management of companies and enterprises	13	413
551	Management of companies and enterprises	13	413
56	Administrative and support and waste management and remediation services	18	862
561	Administrative and support services	18	862
72	Accommodation and food services	103	g
721	Accommodation	2	c
722	Food services and drinking places	101	g

See the notes at the end of the table.

Table A3.20 Number and Employment of British-Owned Establishments, by State and Industry—Continues

NAICS code	Industry	Number of establishments	Number of employees
Connecticut			
	All industries	607	17,788
22	Utilities	5	336
221	Utilities	5	336
31-33	Manufacturing	25	2,968
42	Wholesale trade	22	753
423	Durable goods merchant wholesalers	16	318
424	Nondurable goods merchant wholesalers	6	435
44-45	Retail trade	99	1,313
444	Building material and garden equipment and supplies dealers	17	e
446	Health and personal care stores	57	f
448	Clothing and clothing accessories stores	23	c
454	Nonstore retailers	2	c
48-49	Transportation and warehousing ¹	35	3,347
485	Transit and ground passenger transportation	33	h
488	Support activities for transportation	2	c
51	Information	74	1,972
511	Publishing industries (except Internet)	10	e
517	Telecommunications	60	g
519	Other information services	3	e
52	Finance and insurance ²	77	g
522	Credit intermediation and related activities	72	f
523	Securities intermediation and related activities	5	g
54	Professional, scientific, and technical services	26	1,110
541	Professional, scientific, and technical services	26	1,110
55	Management of companies and enterprises	11	e
551	Management of companies and enterprises	11	e
56	Administrative and support and waste management and remediation services	17	834
561	Administrative and support services	17	834
72	Accommodation and food services	195	h
722	Food services and drinking places	195	h
81	Other services (except public administration)	9	c
811	Repair and maintenance	9	c
Delaware			
	All industries	194	16,233
31-33	Manufacturing	6	f
42	Wholesale trade	14	i
424	Nondurable goods merchant wholesalers	6	i
44-45	Retail trade	32	261
446	Health and personal care stores	18	c
48-49	Transportation and warehousing ¹	3	c
485	Transit and ground passenger transportation	1	c
51	Information	11	c
517	Telecommunications	10	c
52	Finance and insurance ²	50	g
522	Credit intermediation and related activities	46	g
523	Securities intermediation and related activities	3	e
54	Professional, scientific, and technical services	4	g
541	Professional, scientific, and technical services	4	g
55	Management of companies and enterprises	40	h
551	Management of companies and enterprises	40	h
56	Administrative and support and waste management and remediation services	5	484
561	Administrative and support services	5	484
72	Accommodation and food services	14	c
722	Food services and drinking places	14	c
District of Columbia			
	All industries	223	6,649
44-45	Retail trade	10	151
51	Information	17	408
511	Publishing industries (except Internet)	7	108
519	Other information services	3	c
52	Finance and insurance ²	13	c
522	Credit intermediation and related activities	5	c
54	Professional, scientific, and technical services	19	1,964
541	Professional, scientific, and technical services	19	1,964
56	Administrative and support and waste management and remediation services	25	521
561	Administrative and support services	25	521
72	Accommodation and food services	115	3,179
721	Accommodation	1	e
722	Food services and drinking places	114	h
Florida			
	All industries	2,238	44,744
22	Utilities	29	e
221	Utilities	29	e
23	Construction	20	1,419
236	Construction of buildings	4	c
237	Heavy and civil engineering construction	4	806
238	Specialty trade contractors	12	e
31-33	Manufacturing	42	3,463
42	Wholesale trade	173	3,766
423	Durable goods merchant wholesalers	154	h
424	Nondurable goods merchant wholesalers	16	1,069

See the notes at the end of the table.

Table A3.20 Number and Employment of British-Owned Establishments, by State and Industry—Continues

NAICS code	Industry	Number of establishments	Number of employees
44–45	Retail trade.....	814	7,980
444	Building material and garden equipment and supplies dealers.....	104	1,716
446	Health and personal care stores.....	437	h
447	Gasoline stations.....	115	g
448	Clothing and clothing accessories stores.....	144	1,671
454	Nonstore retailers.....	11	e
48–49	Transportation and warehousing ¹	35	h
483	Water transportation.....	1	c
485	Transit and ground passenger transportation.....	4	f
488	Support activities for transportation.....	26	1,449
493	Warehousing and storage.....	4	c
51	Information.....	217	3,704
511	Publishing industries (except Internet).....	29	f
517	Telecommunications.....	183	g
518	Internet service providers, Web search portals, and data processing.....	2	e
52	Finance and insurance ²	155	1,850
522	Credit intermediation and related activities.....	132	g
523	Securities intermediation and related activities.....	13	c
524	Insurance carriers and related activities.....	10	247
53	Real estate and rental and leasing.....	136	1,737
531	Real estate.....	43	c
532	Rental and leasing services.....	93	g
54	Professional, scientific, and technical services.....	58	2,348
541	Professional, scientific, and technical services.....	58	2,348
55	Management of companies and enterprises.....	29	2,716
551	Management of companies and enterprises.....	29	2,716
56	Administrative and support and waste management and remediation services.....	59	5,302
561	Administrative and support services.....	59	5,302
61	Educational services.....	12	c
611	Educational services.....	12	c
72	Accommodation and food services.....	423	7,079
721	Accommodation.....	6	f
722	Food services and drinking places.....	417	i
81	Other services (except public administration).....	33	e
811	Repair and maintenance.....	32	e
Georgia			
	All industries.....	1,074	27,900
21	Mining.....	9	c
212	Mining, except oil and gas.....	9	c
22	Utilities.....	2	c
221	Utilities.....	2	c
23	Construction.....	7	2,303
236	Construction of buildings.....	1	c
237	Heavy and civil engineering construction.....	4	g
31–33	Manufacturing.....	35	4,697
42	Wholesale trade.....	96	2,345
423	Durable goods merchant wholesalers.....	82	g
424	Nondurable goods merchant wholesalers.....	13	730
44–45	Retail trade.....	318	3,138
444	Building material and garden equipment and supplies dealers.....	41	618
446	Health and personal care stores.....	146	f
447	Gasoline stations.....	76	f
448	Clothing and clothing accessories stores.....	55	f
48–49	Transportation and warehousing ¹	11	1,219
485	Transit and ground passenger transportation.....	1	e
488	Support activities for transportation.....	5	e
493	Warehousing and storage.....	3	c
51	Information.....	167	4,990
511	Publishing industries (except Internet).....	14	g
517	Telecommunications.....	151	h
52	Finance and insurance ²	53	1,385
522	Credit intermediation and related activities.....	40	f
523	Securities intermediation and related activities.....	7	c
524	Insurance carriers and related activities.....	6	e
53	Real estate and rental and leasing.....	50	529
531	Real estate.....	23	c
532	Rental and leasing services.....	27	e
54	Professional, scientific, and technical services.....	43	1,433
541	Professional, scientific, and technical services.....	43	1,433
55	Management of companies and enterprises.....	54	e
551	Management of companies and enterprises.....	54	e
56	Administrative and support and waste management and remediation services.....	33	1,357
561	Administrative and support services.....	32	g
61	Educational services.....	8	c
611	Educational services.....	8	c
62	Health care and social assistance.....	13	c
624	Social assistance.....	13	c
72	Accommodation and food services.....	161	3,424
721	Accommodation.....	1	e
722	Food services and drinking places.....	160	h
81	Other services (except public administration).....	14	135
811	Repair and maintenance.....	14	135

See the notes at the end of the table.

Table A3.20 Number and Employment of British-Owned Establishments, by State and Industry—Continues

NAICS code	Industry	Number of establishments	Number of employees
Hawaii			
	All industries	139	3,076
31–33	Manufacturing	1	c
42	Wholesale trade	11	c
423	Durable goods merchant wholesalers	10	c
44–45	Retail trade	64	712
446	Health and personal care stores	46	f
48–49	Transportation and warehousing ¹	2	c
488	Support activities for transportation	2	c
51	Information	18	c
517	Telecommunications	17	c
54	Professional, scientific, and technical services	12	714
541	Professional, scientific, and technical services	12	714
56	Administrative and support and waste management and remediation services	11	f
561	Administrative and support services	11	f
Idaho			
	All industries	128	2,846
31–33	Manufacturing	6	337
42	Wholesale trade	37	686
423	Durable goods merchant wholesalers	28	e
424	Nondurable goods merchant wholesalers	9	e
44–45	Retail trade	27	245
51	Information	14	c
54	Professional, scientific, and technical services	6	f
541	Professional, scientific, and technical services	6	f
72	Accommodation and food services	13	e
722	Food services and drinking places	12	e
Illinois			
	All industries	1,706	56,562
21	Mining	11	f
211	Oil and gas extraction	1	e
212	Mining, except oil and gas	10	f
23	Construction	6	f
237	Heavy and civil engineering construction	1	c
238	Specialty trade contractors	5	e
31–33	Manufacturing	62	8,951
42	Wholesale trade	94	3,070
423	Durable goods merchant wholesalers	63	g
424	Nondurable goods merchant wholesalers	30	1,718
44–45	Retail trade	445	5,065
444	Building material and garden equipment and supplies dealers	37	476
446	Health and personal care stores	256	h
447	Gasoline stations	74	f
448	Clothing and clothing accessories stores	68	823
454	Nonstore retailers	7	c
48–49	Transportation and warehousing ¹	57	6,312
485	Transit and ground passenger transportation	35	3,613
486	Pipeline transportation	5	e
487	Scenic and sightseeing transportation	1	c
488	Support activities for transportation	11	g
493	Warehousing and storage	4	e
51	Information	165	5,233
511	Publishing industries (except Internet)	24	2,195
517	Telecommunications	132	g
518	Internet service providers, Web search portals, and data processing	5	f
519	Other information services	4	c
52	Finance and insurance ²	239	6,205
522	Credit intermediation and related activities	214	h
523	Securities intermediation and related activities	23	g
53	Real estate and rental and leasing	43	542
531	Real estate	28	c
532	Rental and leasing services	15	e
54	Professional, scientific, and technical services	69	4,864
541	Professional, scientific, and technical services	69	4,864
55	Management of companies and enterprises	47	4,628
551	Management of companies and enterprises	47	4,628
56	Administrative and support and waste management and remediation services	53	2,271
561	Administrative and support services	51	g
72	Accommodation and food services	393	7,803
721	Accommodation	3	1,266
722	Food services and drinking places	390	6,537
Indiana			
	All industries	603	34,193
21	Mining	19	e
212	Mining, except oil and gas	18	e
23	Construction	4	296
238	Specialty trade contractors	4	296
31–33	Manufacturing	47	24,586
42	Wholesale trade	61	1,705
423	Durable goods merchant wholesalers	44	f
424	Nondurable goods merchant wholesalers	16	754
44–45	Retail trade	138	1,311
444	Building material and garden equipment and supplies dealers	24	e
446	Health and personal care stores	73	e
448	Clothing and clothing accessories stores	38	371

See the notes at the end of the table.

Table A3.20 Number and Employment of British-Owned Establishments, by State and Industry—Continues

NAICS code	Industry	Number of establishments	Number of employees
48-49	Transportation and warehousing ¹	15	1,431
485	Transit and ground passenger transportation	4	f
488	Support activities for transportation	2	c
493	Warehousing and storage	1	e
51	Information	70	f
511	Publishing industries (except Internet)	11	c
517	Telecommunications	59	f
52	Finance and insurance ²	114	g
522	Credit intermediation and related activities	111	g
524	Insurance carriers and related activities	1	c
53	Real estate and rental and leasing	23	233
532	Rental and leasing services	19	c
54	Professional, scientific, and technical services	10	351
541	Professional, scientific, and technical services	10	351
55	Management of companies and enterprises	7	c
551	Management of companies and enterprises	7	c
56	Administrative and support and waste management and remediation services	8	208
561	Administrative and support services	8	208
72	Accommodation and food services	63	g
722	Food services and drinking places	63	g
Iowa			
	All industries	188	8,027
31-33	Manufacturing	7	2,813
42	Wholesale trade	28	623
423	Durable goods merchant wholesalers	15	e
424	Nondurable goods merchant wholesalers	13	e
44-45	Retail trade	63	f
446	Health and personal care stores	43	e
448	Clothing and clothing accessories stores	17	c
48-49	Transportation and warehousing ¹	8	e
485	Transit and ground passenger transportation	6	e
51	Information	30	2,582
511	Publishing industries (except Internet)	3	f
517	Telecommunications	23	c
518	Internet service providers, Web search portals, and data processing	4	g
52	Finance and insurance ²	13	f
524	Insurance carriers and related activities	2	f
72	Accommodation and food services	24	e
722	Food services and drinking places	24	e
Kansas			
	All industries	209	6,036
21	Mining	2	c
31-33	Manufacturing	11	1,551
42	Wholesale trade	27	590
423	Durable goods merchant wholesalers	18	c
424	Nondurable goods merchant wholesalers	8	e
44-45	Retail trade	41	281
446	Health and personal care stores	29	c
48-49	Transportation and warehousing ¹	24	1,503
485	Transit and ground passenger transportation	22	g
51	Information	23	500
511	Publishing industries (except Internet)	4	c
517	Telecommunications	18	e
52	Finance and insurance ²	16	c
524	Insurance carriers and related activities	1	c
56	Administrative and support and waste management and remediation services	7	e
561	Administrative and support services	7	e
72	Accommodation and food services	38	f
722	Food services and drinking places	38	f
Kentucky			
	All industries	327	8,321
21	Mining	8	c
212	Mining, except oil and gas	8	c
22	Utilities	1	c
221	Utilities	1	c
31-33	Manufacturing	21	2,866
42	Wholesale trade	45	974
423	Durable goods merchant wholesalers	37	511
424	Nondurable goods merchant wholesalers	8	463
44-45	Retail trade	84	922
444	Building material and garden equipment and supplies dealers	22	247
446	Health and personal care stores	31	e
448	Clothing and clothing accessories stores	29	e
51	Information	21	302
511	Publishing industries (except Internet)	4	c
517	Telecommunications	17	c
52	Finance and insurance ²	23	f
522	Credit intermediation and related activities	21	f
523	Securities intermediation and related activities	2	c
53	Real estate and rental and leasing	8	c
532	Rental and leasing services	8	c
54	Professional, scientific, and technical services	14	191
541	Professional, scientific, and technical services	14	191
56	Administrative and support and waste management and remediation services	14	569
561	Administrative and support services	14	569
72	Accommodation and food services	63	g
722	Food services and drinking places	63	g

See the notes at the end of the table.

Table A3.20 Number and Employment of British-Owned Establishments, by State and Industry—Continues

NAICS code	Industry	Number of establishments	Number of employees
Louisiana			
	All industries	282	9,537
21	Mining	9	g
211	Oil and gas extraction	2	g
213	Support activities for mining	6	523
31-33	Manufacturing	13	1,187
42	Wholesale trade	36	1,131
423	Durable goods merchant wholesalers	33	f
424	Nondurable goods merchant wholesalers	3	c
44-45	Retail trade	79	580
444	Building material and garden equipment and supplies dealers	18	c
446	Health and personal care stores	43	e
448	Clothing and clothing accessories stores	18	c
48-49	Transportation and warehousing ¹	9	353
485	Transit and ground passenger transportation	5	e
51	Information	37	e
517	Telecommunications	33	e
52	Finance and insurance ²	18	c
53	Real estate and rental and leasing	8	828
532	Rental and leasing services	8	828
54	Professional, scientific, and technical services	19	531
541	Professional, scientific, and technical services	19	531
56	Administrative and support and waste management and remediation services	18	617
561	Administrative and support services	18	617
72	Accommodation and food services	23	g
721	Accommodation	1	c
722	Food services and drinking places	22	g
Maine			
	All industries	79	g
31-33	Manufacturing	4	408
44-45	Retail trade	24	185
48-49	Transportation and warehousing ¹	2	c
485	Transit and ground passenger transportation	2	c
72	Accommodation and food services	15	c
722	Food services and drinking places	15	c
Maryland			
	All industries	637	20,448
23	Construction	4	e
238	Specialty trade contractors	3	e
31-33	Manufacturing	18	5,010
42	Wholesale trade	46	1,220
423	Durable goods merchant wholesalers	42	995
424	Nondurable goods merchant wholesalers	4	225
44-45	Retail trade	190	2,092
444	Building material and garden equipment and supplies dealers	36	f
446	Health and personal care stores	97	f
448	Clothing and clothing accessories stores	53	f
454	Nonstore retailers	4	c
48-49	Transportation and warehousing ¹	5	759
485	Transit and ground passenger transportation	3	e
488	Support activities for transportation	2	e
51	Information	83	2,901
511	Publishing industries (except Internet)	9	e
517	Telecommunications	73	g
52	Finance and insurance ²	53	986
522	Credit intermediation and related activities	49	f
524	Insurance carriers and related activities	1	c
53	Real estate and rental and leasing	17	366
532	Rental and leasing services	13	e
54	Professional, scientific, and technical services	16	1,840
541	Professional, scientific, and technical services	16	1,840
55	Management of companies and enterprises	17	f
551	Management of companies and enterprises	17	f
56	Administrative and support and waste management and remediation services	43	2,188
561	Administrative and support services	43	2,188
61	Educational services	5	c
611	Educational services	5	c
72	Accommodation and food services	124	g
721	Accommodation	1	c
722	Food services and drinking places	123	g
81	Other services (except public administration)	14	c
811	Repair and maintenance	14	c
Massachusetts			
	All industries	1,304	37,280
22	Utilities	51	h
221	Utilities	51	h
31-33	Manufacturing	39	7,751
42	Wholesale trade	52	2,302
423	Durable goods merchant wholesalers	40	f
424	Nondurable goods merchant wholesalers	11	1,708
44-45	Retail trade	215	2,132
444	Building material and garden equipment and supplies dealers	24	396
446	Health and personal care stores	127	f
448	Clothing and clothing accessories stores	60	680

See the notes at the end of the table.

Table A3.20 Number and Employment of British-Owned Establishments, by State and Industry—Continues

NAICS code	Industry	Number of establishments	Number of employees
48-49	Transportation and warehousing ¹	47	2,594
485	Transit and ground passenger transportation	40	g
488	Support activities for transportation	5	c
51	Information	125	3,520
511	Publishing industries (except Internet)	19	1,403
512	Motion picture and sound recording industries	1	c
517	Telecommunications	95	f
518	Internet service providers, Web search portals, and data processing	3	e
519	Other information services	7	f
52	Finance and insurance ²	324	4,298
522	Credit intermediation and related activities	307	h
523	Securities intermediation and related activities	15	e
53	Real estate and rental and leasing	22	237
531	Real estate	17	c
532	Rental and leasing services	5	c
54	Professional, scientific, and technical services	51	3,863
541	Professional, scientific, and technical services	51	3,863
55	Management of companies and enterprises	15	1,041
551	Management of companies and enterprises	15	1,041
56	Administrative and support and waste management and remediation services	15	801
561	Administrative and support services	15	801
61	Educational services	8	c
611	Educational services	8	c
72	Accommodation and food services	325	i
721	Accommodation	1	c
722	Food services and drinking places	324	i
Michigan			
	All industries	1,061	20,898
21	Mining	1	f
212	Mining, except oil and gas	1	f
31-33	Manufacturing	30	3,866
42	Wholesale trade	93	2,300
423	Durable goods merchant wholesalers	74	1,087
424	Nondurable goods merchant wholesalers	19	1,213
44-45	Retail trade	286	2,310
444	Building material and garden equipment and supplies dealers	24	e
446	Health and personal care stores	198	g
448	Clothing and clothing accessories stores	63	f
48-49	Transportation and warehousing ¹	11	720
485	Transit and ground passenger transportation	6	c
488	Support activities for transportation	3	e
51	Information	101	g
511	Publishing industries (except Internet)	11	e
517	Telecommunications	89	g
518	Internet service providers, Web search portals, and data processing	1	c
52	Finance and insurance ²	173	h
522	Credit intermediation and related activities	171	g
524	Insurance carriers and related activities	2	g
53	Real estate and rental and leasing	12	119
54	Professional, scientific, and technical services	30	1,836
541	Professional, scientific, and technical services	30	1,836
55	Management of companies and enterprises	13	c
551	Management of companies and enterprises	13	c
56	Administrative and support and waste management and remediation services	6	f
561	Administrative and support services	6	f
72	Accommodation and food services	256	h
722	Food services and drinking places	256	h
81	Other services (except public administration)	16	168
811	Repair and maintenance	16	168
Minnesota			
	All industries	568	15,045
21	Mining	1	e
212	Mining, except oil and gas	1	e
31-33	Manufacturing	24	4,392
42	Wholesale trade	61	1,490
423	Durable goods merchant wholesalers	53	1,171
424	Nondurable goods merchant wholesalers	7	e
44-45	Retail trade	150	1,681
444	Building material and garden equipment and supplies dealers	12	c
446	Health and personal care stores	99	f
448	Clothing and clothing accessories stores	37	e
48-49	Transportation and warehousing ¹	16	1,671
485	Transit and ground passenger transportation	12	g
488	Support activities for transportation	2	c
51	Information	84	1,607
511	Publishing industries (except Internet)	9	293
517	Telecommunications	69	f
518	Internet service providers, Web search portals, and data processing	4	f
52	Finance and insurance ²	29	333
522	Credit intermediation and related activities	27	e
54	Professional, scientific, and technical services	13	255
541	Professional, scientific, and technical services	13	255
55	Management of companies and enterprises	5	154
551	Management of companies and enterprises	5	154
56	Administrative and support and waste management and remediation services	9	630
561	Administrative and support services	5	f
72	Accommodation and food services	154	g
721	Accommodation	1	c
722	Food services and drinking places	153	g
81	Other services (except public administration)	11	157
811	Repair and maintenance	11	157

See the notes at the end of the table.

Table A3.20 Number and Employment of British-Owned Establishments, by State and Industry—Continues

NAICS code	Industry	Number of establishments	Number of employees
Mississippi			
	All industries	137	3,023
31–33	Manufacturing	14	951
42	Wholesale trade	13	271
423	Durable goods merchant wholesalers	12	c
44–45	Retail trade	37	e
48–49	Transportation and warehousing ¹	5	168
485	Transit and ground passenger transportation	2	c
51	Information	12	c
56	Administrative and support and waste management and remediation services	8	502
561	Administrative and support services	8	502
72	Accommodation and food services	28	f
722	Food services and drinking places	28	f
Missouri			
	All industries	544	19,864
31–33	Manufacturing	27	5,118
42	Wholesale trade	29	882
423	Durable goods merchant wholesalers	18	c
424	Nondurable goods merchant wholesalers	10	682
44–45	Retail trade	129	1,105
444	Building material and garden equipment and supplies dealers	19	163
446	Health and personal care stores	77	f
448	Clothing and clothing accessories stores	27	e
48–49	Transportation and warehousing ¹	42	3,102
485	Transit and ground passenger transportation	33	h
488	Support activities for transportation	4	c
493	Warehousing and storage	1	c
51	Information	58	1,848
511	Publishing industries (except Internet)	7	e
517	Telecommunications	45	f
518	Internet service providers, Web search portals, and data processing	1	f
519	Other information services	5	c
52	Finance and insurance ²	33	c
522	Credit intermediation and related activities	33	c
53	Real estate and rental and leasing	10	121
532	Rental and leasing services	6	c
54	Professional, scientific, and technical services	17	h
541	Professional, scientific, and technical services	17	h
55	Management of companies and enterprises	20	741
551	Management of companies and enterprises	20	741
56	Administrative and support and waste management and remediation services	12	497
561	Administrative and support services	12	497
72	Accommodation and food services	153	3,286
721	Accommodation	1	e
722	Food services and drinking places	152	h
Montana			
	All industries	65	1,361
21	Mining	3	e
212	Mining, except oil and gas	3	e
42	Wholesale trade	9	c
423	Durable goods merchant wholesalers	8	c
44–45	Retail trade	13	c
446	Health and personal care stores	10	c
48–49	Transportation and warehousing ¹	7	c
485	Transit and ground passenger transportation	1	c
51	Information	14	c
517	Telecommunications	12	c
54	Professional, scientific, and technical services	5	179
541	Professional, scientific, and technical services	5	179
Nebraska			
	All industries	104	2,108
31–33	Manufacturing	2	c
42	Wholesale trade	14	278
424	Nondurable goods merchant wholesalers	6	c
44–45	Retail trade	24	210
446	Health and personal care stores	18	c
48–49	Transportation and warehousing ¹	7	125
51	Information	14	c
517	Telecommunications	13	c
52	Finance and insurance ²	10	123
54	Professional, scientific, and technical services	2	c
541	Professional, scientific, and technical services	2	c
55	Management of companies and enterprises	3	c
551	Management of companies and enterprises	3	c
56	Administrative and support and waste management and remediation services	5	c
561	Administrative and support services	5	c
72	Accommodation and food services	18	f
722	Food services and drinking places	18	f

See the notes at the end of the table.

Table A3.20 Number and Employment of British-Owned Establishments, by State and Industry—Continues

NAICS code	Industry	Number of establishments	Number of employees
Nevada			
	All industries	242	6,857
23	Construction	3	821
238	Specialty trade contractors	3	821
31-33	Manufacturing	6	579
42	Wholesale trade	34	742
423	Durable goods merchant wholesalers	26	e
424	Nondurable goods merchant wholesalers	8	e
44-45	Retail trade	86	867
444	Building material and garden equipment and supplies dealers	17	213
446	Health and personal care stores	47	e
448	Clothing and clothing accessories stores	22	e
48-49	Transportation and warehousing ¹	8	409
485	Transit and ground passenger transportation	2	e
488	Support activities for transportation	5	c
51	Information	28	e
517	Telecommunications	26	e
52	Finance and insurance ²	17	g
522	Credit intermediation and related activities	16	g
53	Real estate and rental and leasing	10	119
56	Administrative and support and waste management and remediation services	9	f
561	Administrative and support services	9	f
72	Accommodation and food services	23	f
722	Food services and drinking places	23	f
New Hampshire			
	All industries	256	10,847
31-33	Manufacturing	13	7,431
42	Wholesale trade	10	c
44-45	Retail trade	50	442
446	Health and personal care stores	29	c
448	Clothing and clothing accessories stores	15	c
48-49	Transportation and warehousing ¹	12	f
485	Transit and ground passenger transportation	12	f
51	Information	19	c
517	Telecommunications	18	c
52	Finance and insurance ²	95	g
522	Credit intermediation and related activities	94	g
72	Accommodation and food services	28	e
722	Food services and drinking places	28	e
New Jersey			
	All industries	1,114	43,160
23	Construction	4	c
236	Construction of buildings	3	c
31-33	Manufacturing	28	3,695
42	Wholesale trade	76	3,933
423	Durable goods merchant wholesalers	55	1,404
424	Nondurable goods merchant wholesalers	21	2,529
44-45	Retail trade	223	2,170
444	Building material and garden equipment and supplies dealers	27	e
446	Health and personal care stores	145	g
447	Gasoline stations	10	c
448	Clothing and clothing accessories stores	40	321
454	Nonstore retailers	1	c
48-49	Transportation and warehousing ¹	53	6,229
485	Transit and ground passenger transportation	41	5,103
488	Support activities for transportation	9	g
51	Information	176	10,000
511	Publishing industries (except Internet)	18	i
517	Telecommunications	149	h
518	Internet service providers, Web search portals, and data processing	1	c
52	Finance and insurance ²	105	2,282
522	Credit intermediation and related activities	90	f
523	Securities intermediation and related activities	14	g
53	Real estate and rental and leasing	33	501
531	Real estate	25	163
532	Rental and leasing services	8	338
54	Professional, scientific, and technical services	35	3,911
541	Professional, scientific, and technical services	35	3,911
55	Management of companies and enterprises	18	3,782
551	Management of companies and enterprises	18	3,782
56	Administrative and support and waste management and remediation services	27	1,109
561	Administrative and support services	27	1,109
72	Accommodation and food services	313	i
722	Food services and drinking places	313	i
New Mexico			
	All industries	142	3,490
21	Mining	3	c
211	Oil and gas extraction	1	c
31-33	Manufacturing	4	555
42	Wholesale trade	22	474
423	Durable goods merchant wholesalers	17	c
424	Nondurable goods merchant wholesalers	5	e
44-45	Retail trade	30	266
446	Health and personal care stores	18	c
48-49	Transportation and warehousing ¹	10	656
485	Transit and ground passenger transportation	7	f

See the notes at the end of the table.

Table A3.20 Number and Employment of British-Owned Establishments, by State and Industry—Continues

NAICS code	Industry	Number of establishments	Number of employees
51	Information.....	17	e
517	Telecommunications.....	16	e
54	Professional, scientific, and technical services.....	8	c
541	Professional, scientific, and technical services.....	8	c
56	Administrative and support and waste management and remediation services.....	4	c
561	Administrative and support services.....	4	c
61	Educational services.....	3	c
611	Educational services.....	3	c
72	Accommodation and food services.....	28	e
722	Food services and drinking places.....	28	e
New York			
	All industries.....	2,913	87,588
21	Mining.....	24	e
212	Mining, except oil and gas.....	24	e
22	Utilities.....	99	h
221	Utilities.....	99	h
23	Construction.....	5	c
31–33	Manufacturing.....	67	6,035
42	Wholesale trade.....	85	3,812
423	Durable goods merchant wholesalers.....	62	g
424	Nondurable goods merchant wholesalers.....	19	1,891
44–45	Retail trade.....	435	4,782
444	Building material and garden equipment and supplies dealers.....	25	439
446	Health and personal care stores.....	263	g
447	Gasoline stations.....	30	e
448	Clothing and clothing accessories stores.....	106	1,223
451	Sporting goods, hobby, book, and music stores.....	2	c
453	Miscellaneous store retailers.....	3	c
454	Nonstore retailers.....	4	c
48–49	Transportation and warehousing ¹	34	h
485	Transit and ground passenger transportation.....	25	2,085
487	Scenic and sightseeing transportation.....	2	f
488	Support activities for transportation.....	6	267
51	Information.....	302	12,696
511	Publishing industries (except Internet).....	40	5,550
512	Motion picture and sound recording industries.....	10	f
517	Telecommunications.....	228	h
519	Other information services.....	23	2,456
52	Finance and insurance ²	846	20,442
522	Credit intermediation and related activities.....	780	15,505
523	Securities intermediation and related activities.....	56	4,673
524	Insurance carriers and related activities.....	10	264
53	Real estate and rental and leasing.....	38	633
531	Real estate.....	27	478
532	Rental and leasing services.....	10	c
54	Professional, scientific, and technical services.....	108	11,946
541	Professional, scientific, and technical services.....	108	11,946
55	Management of companies and enterprises.....	38	1,315
551	Management of companies and enterprises.....	38	1,315
56	Administrative and support and waste management and remediation services.....	44	2,294
561	Administrative and support services.....	44	2,294
61	Educational services.....	18	e
611	Educational services.....	18	e
72	Accommodation and food services.....	740	14,841
721	Accommodation.....	5	g
722	Food services and drinking places.....	735	j
81	Other services (except public administration).....	22	c
811	Repair and maintenance.....	22	c
North Carolina			
	All industries.....	1,260	40,557
21	Mining.....	13	249
212	Mining, except oil and gas.....	13	249
23	Construction.....	7	296
238	Specialty trade contractors.....	5	c
31–33	Manufacturing.....	49	9,901
42	Wholesale trade.....	122	2,722
423	Durable goods merchant wholesalers.....	115	2,200
424	Nondurable goods merchant wholesalers.....	7	522
44–45	Retail trade.....	282	3,559
444	Building material and garden equipment and supplies dealers.....	96	g
446	Health and personal care stores.....	112	f
448	Clothing and clothing accessories stores.....	46	f
454	Nonstore retailers.....	28	f
48–49	Transportation and warehousing ¹	13	529
485	Transit and ground passenger transportation.....	3	c
488	Support activities for transportation.....	3	c
493	Warehousing and storage.....	5	c
51	Information.....	106	h
511	Publishing industries (except Internet).....	6	c
517	Telecommunications.....	100	g
52	Finance and insurance ²	66	e
522	Credit intermediation and related activities.....	64	e
53	Real estate and rental and leasing.....	43	691
532	Rental and leasing services.....	34	f
54	Professional, scientific, and technical services.....	24	3,661
541	Professional, scientific, and technical services.....	24	3,661
55	Management of companies and enterprises.....	120	9,137
551	Management of companies and enterprises.....	120	9,137

See the notes at the end of the table.

Table A3.20 Number and Employment of British-Owned Establishments, by State and Industry—Continues

NAICS code	Industry	Number of establishments	Number of employees
56	Administrative and support and waste management and remediation services.....	38	2,290
561	Administrative and support services.....	38	2,290
61	Educational services.....	9	c
611	Educational services.....	9	c
72	Accommodation and food services.....	357	h
721	Accommodation.....	1	c
722	Food services and drinking places.....	356	h
North Dakota			
42	All industries.....	40	515
423	Wholesale trade.....	13	245
423	Durable goods merchant wholesalers.....	11	c
Ohio			
	All industries.....	1,678	46,644
21	Mining.....	17	e
212	Mining, except oil and gas.....	16	e
23	Construction.....	9	668
237	Heavy and civil engineering construction.....	1	e
238	Specialty trade contractors.....	8	e
31-33	Manufacturing.....	76	13,806
42	Wholesale trade.....	110	3,653
423	Durable goods merchant wholesalers.....	73	g
424	Nondurable goods merchant wholesalers.....	34	g
44-45	Retail trade.....	510	4,818
444	Building material and garden equipment and supplies dealers.....	39	500
446	Health and personal care stores.....	195	g
447	Gasoline stations.....	150	g
448	Clothing and clothing accessories stores.....	116	g
48-49	Transportation and warehousing ¹	27	1,036
485	Transit and ground passenger transportation.....	13	f
488	Support activities for transportation.....	4	c
51	Information.....	149	i
511	Publishing industries (except Internet).....	9	266
517	Telecommunications.....	139	h
519	Other information services.....	1	h
52	Finance and insurance ²	242	g
522	Credit intermediation and related activities.....	242	g
53	Real estate and rental and leasing.....	38	589
532	Rental and leasing services.....	37	f
54	Professional, scientific, and technical services.....	27	1,319
541	Professional, scientific, and technical services.....	27	1,319
55	Management of companies and enterprises.....	143	5,394
551	Management of companies and enterprises.....	143	5,394
56	Administrative and support and waste management and remediation services.....	20	1,326
561	Administrative and support services.....	19	g
72	Accommodation and food services.....	265	3,866
721	Accommodation.....	2	e
722	Food services and drinking places.....	263	h
81	Other services (except public administration).....	32	c
811	Repair and maintenance.....	32	c
Oklahoma			
	All industries.....	170	4,615
21	Mining.....	8	e
213	Support activities for mining.....	5	c
31-33	Manufacturing.....	14	1,553
42	Wholesale trade.....	26	603
423	Durable goods merchant wholesalers.....	19	267
424	Nondurable goods merchant wholesalers.....	7	336
44-45	Retail trade.....	31	354
446	Health and personal care stores.....	18	c
48-49	Transportation and warehousing ¹	12	e
486	Pipeline transportation.....	4	c
51	Information.....	8	159
511	Publishing industries (except Internet).....	5	c
52	Finance and insurance ²	20	c
522	Credit intermediation and related activities.....	20	c
55	Management of companies and enterprises.....	5	e
551	Management of companies and enterprises.....	5	e
56	Administrative and support and waste management and remediation services.....	7	491
561	Administrative and support services.....	7	491
72	Accommodation and food services.....	22	e
722	Food services and drinking places.....	22	e
Oregon			
	All industries.....	326	7,774
31-33	Manufacturing.....	6	993
42	Wholesale trade.....	52	686
423	Durable goods merchant wholesalers.....	44	e
424	Nondurable goods merchant wholesalers.....	8	e
44-45	Retail trade.....	68	682
446	Health and personal care stores.....	38	e
448	Clothing and clothing accessories stores.....	18	c
48-49	Transportation and warehousing ¹	24	1,183
485	Transit and ground passenger transportation.....	15	f
488	Support activities for transportation.....	7	c

See the notes at the end of the table.

Table A3.20 Number and Employment of British-Owned Establishments, by State and Industry—Continues

NAICS code	Industry	Number of establishments	Number of employees
51	Information	39	938
511	Publishing industries (except Internet)	11	f
517	Telecommunications	28	e
52	Finance and insurance ²	26	c
522	Credit intermediation and related activities	23	c
53	Real estate and rental and leasing	13	c
532	Rental and leasing services	8	106
54	Professional, scientific, and technical services	16	1,353
541	Professional, scientific, and technical services	16	1,353
56	Administrative and support and waste management and remediation services	1	e
561	Administrative and support services	1	e
72	Accommodation and food services	73	g
722	Food services and drinking places	73	g
Pennsylvania			
	All industries	1,764	54,262
21	Mining	24	e
212	Mining, except oil and gas	24	e
23	Construction	7	380
238	Specialty trade contractors	4	e
31–33	Manufacturing	78	18,218
42	Wholesale trade	68	2,798
423	Durable goods merchant wholesalers	50	f
424	Nondurable goods merchant wholesalers	16	1,951
44–45	Retail trade	370	3,095
444	Building material and garden equipment and supplies dealers	24	312
446	Health and personal care stores	203	g
447	Gasoline stations	38	e
448	Clothing and clothing accessories stores	98	960
454	Nonstore retailers	5	c
48–49	Transportation and warehousing ¹	33	3,164
485	Transit and ground passenger transportation	25	2,456
488	Support activities for transportation	4	e
493	Warehousing and storage	3	e
51	Information	166	4,840
511	Publishing industries (except Internet)	14	g
517	Telecommunications	145	h
518	Internet service providers, Web search portals, and data processing	1	c
519	Other information services	6	c
52	Finance and insurance ²	503	i
522	Credit intermediation and related activities	497	i
53	Real estate and rental and leasing	20	c
532	Rental and leasing services	9	187
54	Professional, scientific, and technical services	39	4,433
541	Professional, scientific, and technical services	39	4,433
55	Management of companies and enterprises	36	h
551	Management of companies and enterprises	36	h
56	Administrative and support and waste management and remediation services	56	2,977
561	Administrative and support services	56	2,977
72	Accommodation and food services	323	h
722	Food services and drinking places	323	h
81	Other services (except public administration)	20	205
811	Repair and maintenance	20	205
Rhode Island			
	All industries	230	9,020
22	Utilities	15	g
221	Utilities	15	g
23	Construction	1	c
237	Heavy and civil engineering construction	1	c
31–33	Manufacturing	3	181
42	Wholesale trade	9	277
423	Durable goods merchant wholesalers	7	c
44–45	Retail trade	25	181
446	Health and personal care stores	15	c
48–49	Transportation and warehousing ¹	8	e
485	Transit and ground passenger transportation	8	e
51	Information	10	161
52	Finance and insurance ²	97	i
522	Credit intermediation and related activities	97	i
54	Professional, scientific, and technical services	4	c
541	Professional, scientific, and technical services	4	c
72	Accommodation and food services	51	f
722	Food services and drinking places	51	f
South Carolina			
	All industries	457	16,287
21	Mining	9	c
212	Mining, except oil and gas	9	c
23	Construction	1	c
237	Heavy and civil engineering construction	1	c
31–33	Manufacturing	31	4,775
42	Wholesale trade	50	924
423	Durable goods merchant wholesalers	44	f
424	Nondurable goods merchant wholesalers	6	c
44–45	Retail trade	119	1,250
444	Building material and garden equipment and supplies dealers	25	e
446	Health and personal care stores	63	e
448	Clothing and clothing accessories stores	29	c
454	Nonstore retailers	2	c

See the notes at the end of the table.

Table A3.20 Number and Employment of British-Owned Establishments, by State and Industry—Continues

NAICS code	Industry	Number of establishments	Number of employees
48–49	Transportation and warehousing ¹	9	433
485	Transit and ground passenger transportation	3	e
51	Information.....	49	h
517	Telecommunications	48	h
52	Finance and insurance ²	27	c
522	Credit intermediation and related activities.....	26	c
53	Real estate and rental and leasing	17	e
532	Rental and leasing services.....	16	e
54	Professional, scientific, and technical services	15	759
541	Professional, scientific, and technical services.....	15	759
55	Management of companies and enterprises.....	7	130
551	Management of companies and enterprises.....	7	130
56	Administrative and support and waste management and remediation services.....	11	g
561	Administrative and support services.....	11	g
72	Accommodation and food services.....	94	g
721	Accommodation.....	1	f
722	Food services and drinking places	93	g
South Dakota			
	All industries	31	1,441
31–33	Manufacturing	4	e
52	Finance and insurance ²	5	f
522	Credit intermediation and related activities.....	5	f
Tennessee			
	All industries	564	20,588
31–33	Manufacturing	39	7,675
42	Wholesale trade.....	48	1,560
423	Durable goods merchant wholesalers.....	38	f
424	Nondurable goods merchant wholesalers.....	8	635
44–45	Retail trade.....	158	1,478
444	Building material and garden equipment and supplies dealers	28	238
446	Health and personal care stores.....	90	f
448	Clothing and clothing accessories stores	35	e
454	Nonstore retailers	5	c
48–49	Transportation and warehousing ¹	13	903
485	Transit and ground passenger transportation	5	f
488	Support activities for transportation	4	c
493	Warehousing and storage.....	4	c
51	Information.....	86	g
511	Publishing industries (except Internet).....	10	c
517	Telecommunications	75	g
52	Finance and insurance ²	36	e
522	Credit intermediation and related activities.....	36	e
53	Real estate and rental and leasing	20	c
532	Rental and leasing services.....	16	206
54	Professional, scientific, and technical services	10	380
541	Professional, scientific, and technical services.....	10	380
55	Management of companies and enterprises.....	14	493
551	Management of companies and enterprises.....	14	493
56	Administrative and support and waste management and remediation services.....	17	g
561	Administrative and support services.....	17	g
72	Accommodation and food services.....	106	2,695
721	Accommodation.....	1	c
722	Food services and drinking places	105	h
Texas			
	All industries	1,955	74,118
21	Mining	32	3,868
211	Oil and gas extraction	3	g
212	Mining, except oil and gas	19	f
213	Support activities for mining.....	10	g
22	Utilities	14	f
221	Utilities	14	f
23	Construction.....	19	3,756
236	Construction of buildings	4	g
237	Heavy and civil engineering construction	4	655
238	Specialty trade contractors	11	f
31–33	Manufacturing	88	13,647
42	Wholesale trade.....	181	5,165
423	Durable goods merchant wholesalers.....	159	h
424	Nondurable goods merchant wholesalers.....	21	1,618
44–45	Retail trade.....	536	4,591
444	Building material and garden equipment and supplies dealers	94	1,305
446	Health and personal care stores.....	333	g
448	Clothing and clothing accessories stores	100	1,094
454	Nonstore retailers	4	c
48–49	Transportation and warehousing ¹	64	h
485	Transit and ground passenger transportation	27	h
486	Pipeline transportation	5	c
488	Support activities for transportation	20	646
493	Warehousing and storage.....	10	e
51	Information.....	258	6,571
511	Publishing industries (except Internet).....	28	1,875
517	Telecommunications	221	h
518	Internet service providers, Web search portals, and data processing.....	7	f
52	Finance and insurance ²	113	2,351
522	Credit intermediation and related activities.....	91	f
523	Securities intermediation and related activities.....	21	g

See the notes at the end of the table.

Table A3.20 Number and Employment of British-Owned Establishments, by State and Industry—Continues

NAICS code	Industry	Number of establishments	Number of employees
53	Real estate and rental and leasing	110	1,557
531	Real estate	32	f
532	Rental and leasing services	78	f
54	Professional, scientific, and technical services	96	6,490
541	Professional, scientific, and technical services	96	6,490
55	Management of companies and enterprises	48	7,354
551	Management of companies and enterprises	48	7,354
56	Administrative and support and waste management and remediation services	122	7,336
561	Administrative and support services	120	i
61	Educational services	18	c
611	Educational services	18	c
62	Health care and social assistance	8	c
624	Social assistance	8	c
72	Accommodation and food services	220	5,405
721	Accommodation	2	e
722	Food services and drinking places	218	h
81	Other services (except public administration)	28	538
811	Repair and maintenance	27	f
Utah			
	All industries	235	8,489
21	Mining	3	g
212	Mining, except oil and gas	3	g
31–33	Manufacturing	11	g
42	Wholesale trade	50	1,583
423	Durable goods merchant wholesalers	43	779
424	Nondurable goods merchant wholesalers	7	804
44–45	Retail trade	49	502
444	Building material and garden equipment and supplies dealers	9	c
446	Health and personal care stores	31	c
48–49	Transportation and warehousing ¹	5	c
488	Support activities for transportation	4	c
51	Information	32	g
511	Publishing industries (except Internet)	4	154
517	Telecommunications	27	g
53	Real estate and rental and leasing	6	124
54	Professional, scientific, and technical services	9	152
541	Professional, scientific, and technical services	9	152
55	Management of companies and enterprises	10	f
551	Management of companies and enterprises	10	f
56	Administrative and support and waste management and remediation services	10	c
561	Administrative and support services	10	c
72	Accommodation and food services	31	e
722	Food services and drinking places	31	e
Vermont			
	All industries	74	g
44–45	Retail trade	16	153
446	Health and personal care stores	10	c
48–49	Transportation and warehousing ¹	6	e
485	Transit and ground passenger transportation	6	e
52	Finance and insurance ²	29	e
522	Credit intermediation and related activities	27	c
523	Securities intermediation and related activities	1	c
56	Administrative and support and waste management and remediation services	1	c
561	Administrative and support services	1	c
72	Accommodation and food services	7	c
722	Food services and drinking places	7	c
Virginia			
	All industries	1,028	28,477
31–33	Manufacturing	28	4,159
42	Wholesale trade	106	2,104
423	Durable goods merchant wholesalers	97	g
424	Nondurable goods merchant wholesalers	8	591
44–45	Retail trade	258	2,737
444	Building material and garden equipment and supplies dealers	42	532
446	Health and personal care stores	134	g
448	Clothing and clothing accessories stores	76	900
454	Nonstore retailers	4	c
48–49	Transportation and warehousing ¹	13	1,265
485	Transit and ground passenger transportation	6	f
488	Support activities for transportation	3	e
493	Warehousing and storage	4	e
51	Information	150	1,685
511	Publishing industries (except Internet)	14	e
517	Telecommunications	135	g
518	Internet service providers, Web search portals, and data processing	1	c
52	Finance and insurance ²	76	2,593
522	Credit intermediation and related activities	73	h
53	Real estate and rental and leasing	37	587
532	Rental and leasing services	21	f
54	Professional, scientific, and technical services	56	5,679
541	Professional, scientific, and technical services	56	5,679

See the notes at the end of the table.

Table A3.20 Number and Employment of British-Owned Establishments, by State and Industry—Table Ends

NAICS code	Industry	Number of establishments	Number of employees
55	Management of companies and enterprises.....	17	g
551	Management of companies and enterprises.....	17	g
56	Administrative and support and waste management and remediation services.....	85	2,719
561	Administrative and support services.....	85	2,719
61	Educational services.....	7	c
611	Educational services.....	7	c
62	Health care and social assistance.....	18	c
624	Social assistance.....	18	c
72	Accommodation and food services.....	160	g
722	Food services and drinking places.....	160	g
Washington			
	All industries.....	663	15,414
31–33	Manufacturing.....	19	2,879
42	Wholesale trade.....	65	1,300
423	Durable goods merchant wholesalers.....	56	809
424	Nondurable goods merchant wholesalers.....	9	491
44–45	Retail trade.....	157	1,257
446	Health and personal care stores.....	99	f
448	Clothing and clothing accessories stores.....	41	396
48–49	Transportation and warehousing ¹	21	1,601
485	Transit and ground passenger transportation.....	7	f
488	Support activities for transportation.....	11	f
51	Information.....	83	2,899
511	Publishing industries (except Internet).....	13	f
517	Telecommunications.....	67	g
518	Internet service providers, Web search portals, and data processing.....	1	e
519	Other information services.....	1	c
52	Finance and insurance ²	45	e
522	Credit intermediation and related activities.....	41	e
53	Real estate and rental and leasing.....	25	e
532	Rental and leasing services.....	15	278
54	Professional, scientific, and technical services.....	25	999
541	Professional, scientific, and technical services.....	25	999
56	Administrative and support and waste management and remediation services.....	28	966
561	Administrative and support services.....	27	f
72	Accommodation and food services.....	167	h
722	Food services and drinking places.....	167	h
West Virginia			
	All industries.....	85	2,858
31–33	Manufacturing.....	4	1,700
42	Wholesale trade.....	12	267
423	Durable goods merchant wholesalers.....	9	c
424	Nondurable goods merchant wholesalers.....	3	c
44–45	Retail trade.....	34	282
448	Clothing and clothing accessories stores.....	16	c
56	Administrative and support and waste management and remediation services.....	3	c
561	Administrative and support services.....	3	c
Wisconsin			
	All industries.....	380	13,407
31–33	Manufacturing.....	26	3,158
42	Wholesale trade.....	60	1,091
423	Durable goods merchant wholesalers.....	52	606
424	Nondurable goods merchant wholesalers.....	8	485
44–45	Retail trade.....	113	1,419
444	Building material and garden equipment and supplies dealers.....	14	e
446	Health and personal care stores.....	70	f
448	Clothing and clothing accessories stores.....	26	e
48–49	Transportation and warehousing ¹	20	1,961
485	Transit and ground passenger transportation.....	18	g
488	Support activities for transportation.....	2	c
51	Information.....	36	e
511	Publishing industries (except Internet).....	8	c
517	Telecommunications.....	27	c
52	Finance and insurance ²	21	c
522	Credit intermediation and related activities.....	18	c
523	Securities intermediation and related activities.....	2	c
54	Professional, scientific, and technical services.....	8	430
541	Professional, scientific, and technical services.....	8	430
55	Management of companies and enterprises.....	7	1,591
551	Management of companies and enterprises.....	7	1,591
56	Administrative and support and waste management and remediation services.....	6	f
561	Administrative and support services.....	6	f
72	Accommodation and food services.....	66	g
722	Food services and drinking places.....	66	g
Wyoming			
	All industries.....	49	3,226
21	Mining.....	8	g
211	Oil and gas extraction.....	2	c
212	Mining, except oil and gas.....	4	g
42	Wholesale trade.....	10	135
55	Management of companies and enterprises.....	4	e
551	Management of companies and enterprises.....	4	e

Notes: This table shows all two- and three-digit industries in which British-owned establishments have at least 100 employees. The following ranges are given in employment cells that are suppressed: a—0 to 19; b—20 to 99; c—100 to 249; e—250 to 499; f—500 to 999; g—1,000 to 2,499; h—2,500 to 4,999; i—5,000 to 9,999; j—10,000 to 24,999; k—25,000 to 49,999; l—50,000 to 99,999; m—100,000 or more.

Table A3.21 Number and Employment of Japanese-Owned Establishments, by State and Industry—Continues

NAICS code	Industry	Number of establishments	Number of employees
Alabama			
	All industries	172	14,858
31–33	Manufacturing	34	12,619
42	Wholesale trade	41	748
423	Durable goods merchant wholesalers	33	f
44–45	Retail trade	70	933
441	Motor vehicle and parts dealers	54	f
448	Clothing and clothing accessories stores	14	c
48–49	Transportation and warehousing ¹	3	e
493	Warehousing and storage	1	e
55	Management of companies and enterprises	6	c
551	Management of companies and enterprises	6	c
Alaska			
	All industries	23	2,454
31–33	Manufacturing	11	g
Arizona			
	All industries	185	4,796
31–33	Manufacturing	17	f
42	Wholesale trade	74	2,221
423	Durable goods merchant wholesalers	60	2,108
424	Nondurable goods merchant wholesalers	14	113
44–45	Retail trade	58	551
441	Motor vehicle and parts dealers	32	e
448	Clothing and clothing accessories stores	12	c
52	Finance and insurance ²	2	e
522	Credit intermediation and related activities	2	e
54	Professional, scientific, and technical services	7	128
541	Professional, scientific, and technical services	7	128
55	Management of companies and enterprises	4	195
551	Management of companies and enterprises	4	195
Arkansas			
	All industries	78	4,878
31–33	Manufacturing	12	h
42	Wholesale trade	31	324
423	Durable goods merchant wholesalers	11	137
424	Nondurable goods merchant wholesalers	20	187
44–45	Retail trade	23	c
441	Motor vehicle and parts dealers	17	c
California			
	All industries	2,455	120,851
23	Construction	17	2,358
236	Construction of buildings	10	1,743
237	Heavy and civil engineering construction	2	c
238	Specialty trade contractors	5	e
31–33	Manufacturing	216	28,776
42	Wholesale trade	650	34,773
423	Durable goods merchant wholesalers	528	32,100
424	Nondurable goods merchant wholesalers	118	h
44–45	Retail trade	422	5,489
441	Motor vehicle and parts dealers	223	g
442	Furniture and home furnishings stores	10	f
443	Electronics and appliance stores	15	c
445	Food and beverage stores	27	631
447	Gasoline stations	22	c
448	Clothing and clothing accessories stores	93	g
451	Sporting goods, hobby, book, and music stores	10	c
452	General merchandise stores	6	c
48–49	Transportation and warehousing ¹	148	5,004
481	Air transportation	3	208
483	Water transportation	1	e
484	Truck transportation	9	f
488	Support activities for transportation	89	2,484
493	Warehousing and storage	43	1,460
51	Information	67	12,394
511	Publishing industries (except Internet)	12	1,511
512	Motion picture and sound recording industries	36	j
515	Broadcasting (except Internet)	1	c
517	Telecommunications	8	c
518	Internet service providers, Web search portals, and data processing	5	c
52	Finance and insurance ²	439	15,533
522	Credit intermediation and related activities	401	j
523	Securities intermediation and related activities	17	359
524	Insurance carriers and related activities	21	f
53	Real estate and rental and leasing	35	342
531	Real estate	23	155
532	Rental and leasing services	10	c
54	Professional, scientific, and technical services	127	4,839
541	Professional, scientific, and technical services	127	4,839
55	Management of companies and enterprises	107	4,742
551	Management of companies and enterprises	107	4,742

See the notes at the end of the table.

Table A3.21 Number and Employment of Japanese-Owned Establishments, by State and Industry—Continues

NAICS code	Industry	Number of establishments	Number of employees
56	Administrative and support and waste management and remediation services.....	31	448
561	Administrative and support services.....	31	448
61	Educational services.....	31	797
611	Educational services.....	31	797
62	Health care and social assistance.....	8	e
621	Ambulatory health care services.....	8	e
71	Arts, entertainment, and recreation.....	15	f
713	Amusement, gambling, and recreation industries.....	13	766
72	Accommodation and food services.....	98	3,035
721	Accommodation.....	6	1,410
722	Food services and drinking places.....	92	1,625
81	Other services (except public administration).....	35	1,049
811	Repair and maintenance.....	34	g
Colorado			
	All industries.....	368	4,645
31–33	Manufacturing.....	12	262
42	Wholesale trade.....	49	757
423	Durable goods merchant wholesalers.....	42	680
44–45	Retail trade.....	266	2,726
441	Motor vehicle and parts dealers.....	64	f
445	Food and beverage stores.....	45	e
447	Gasoline stations.....	135	g
448	Clothing and clothing accessories stores.....	19	c
51	Information.....	5	e
518	Internet service providers, Web search portals, and data processing.....	4	e
55	Management of companies and enterprises.....	8	164
551	Management of companies and enterprises.....	8	164
81	Other services (except public administration).....	7	116
811	Repair and maintenance.....	7	116
Connecticut			
	All industries.....	123	4,437
31–33	Manufacturing.....	13	g
42	Wholesale trade.....	32	1,200
423	Durable goods merchant wholesalers.....	28	g
424	Nondurable goods merchant wholesalers.....	4	c
44–45	Retail trade.....	54	646
441	Motor vehicle and parts dealers.....	24	e
448	Clothing and clothing accessories stores.....	28	e
52	Finance and insurance ²	3	c
522	Credit intermediation and related activities.....	2	c
54	Professional, scientific, and technical services.....	3	e
541	Professional, scientific, and technical services.....	3	e
55	Management of companies and enterprises.....	7	f
551	Management of companies and enterprises.....	7	f
61	Educational services.....	5	c
611	Educational services.....	5	c
Delaware			
	All industries.....	46	604
31–33	Manufacturing.....	2	c
42	Wholesale trade.....	8	185
423	Durable goods merchant wholesalers.....	5	124
44–45	Retail trade.....	13	c
District of Columbia			
	All industries.....	40	592
44–45	Retail trade.....	5	112
54	Professional, scientific, and technical services.....	9	173
541	Professional, scientific, and technical services.....	9	173
Florida			
	All industries.....	1,341	20,400
31–33	Manufacturing.....	24	g
42	Wholesale trade.....	134	2,756
423	Durable goods merchant wholesalers.....	100	2,366
424	Nondurable goods merchant wholesalers.....	31	381
44–45	Retail trade.....	1,063	12,002
441	Motor vehicle and parts dealers.....	461	i
445	Food and beverage stores.....	111	g
447	Gasoline stations.....	430	i
448	Clothing and clothing accessories stores.....	49	f
48–49	Transportation and warehousing ¹	19	206
488	Support activities for transportation.....	14	177
51	Information.....	6	623
515	Broadcasting (except Internet).....	2	c
518	Internet service providers, Web search portals, and data processing.....	3	e
55	Management of companies and enterprises.....	22	381
551	Management of companies and enterprises.....	22	381

See the notes at the end of the table.

Table A3.21 Number and Employment of Japanese-Owned Establishments, by State and Industry—Continues

NAICS code	Industry	Number of establishments	Number of employees
56	Administrative and support and waste management and remediation services	8	f
561	Administrative and support services	8	f
61	Educational services	10	305
611	Educational services	10	305
71	Arts, entertainment, and recreation	9	500
713	Amusement, gambling, and recreation industries	9	500
72	Accommodation and food services	3	698
721	Accommodation	1	e
722	Food services and drinking places	2	c
81	Other services (except public administration)	17	e
811	Repair and maintenance	17	e
Georgia			
	All industries	508	26,464
31–33	Manufacturing	65	15,445
42	Wholesale trade	148	5,646
423	Durable goods merchant wholesalers	119	5,324
424	Nondurable goods merchant wholesalers	27	e
44–45	Retail trade	183	1,985
441	Motor vehicle and parts dealers	148	g
442	Furniture and home furnishings stores	2	c
448	Clothing and clothing accessories stores	31	e
48–49	Transportation and warehousing ¹	38	1,527
488	Support activities for transportation	25	904
493	Warehousing and storage	13	623
52	Finance and insurance ²	12	265
522	Credit intermediation and related activities	6	c
54	Professional, scientific, and technical services	7	151
541	Professional, scientific, and technical services	7	151
55	Management of companies and enterprises	16	533
551	Management of companies and enterprises	16	533
56	Administrative and support and waste management and remediation services	5	c
561	Administrative and support services	5	c
61	Educational services	6	129
611	Educational services	6	129
81	Other services (except public administration)	10	e
811	Repair and maintenance	9	c
812	Personal and laundry services	1	c
Hawaii			
	All industries	318	16,078
23	Construction	16	2,382
236	Construction of buildings	1	g
237	Heavy and civil engineering construction	8	f
238	Specialty trade contractors	7	f
31–33	Manufacturing	12	273
42	Wholesale trade	27	532
423	Durable goods merchant wholesalers	17	311
424	Nondurable goods merchant wholesalers	10	221
44–45	Retail trade	99	2,301
445	Food and beverage stores	34	574
447	Gasoline stations	34	e
452	General merchandise stores	8	g
48–49	Transportation and warehousing ¹	9	196
52	Finance and insurance ²	15	f
524	Insurance carriers and related activities	12	f
55	Management of companies and enterprises	13	211
551	Management of companies and enterprises	13	211
56	Administrative and support and waste management and remediation services	31	844
561	Administrative and support services	30	f
71	Arts, entertainment, and recreation	6	326
713	Amusement, gambling, and recreation industries	6	326
72	Accommodation and food services	44	8,236
721	Accommodation	22	i
722	Food services and drinking places	22	f
Idaho			
	All industries	18	434
31–33	Manufacturing	2	c
Illinois			
	All industries	726	41,101
23	Construction	4	112
31–33	Manufacturing	76	14,873
42	Wholesale trade	303	17,189
423	Durable goods merchant wholesalers	225	9,441
424	Nondurable goods merchant wholesalers	74	i
44–45	Retail trade	179	2,141
441	Motor vehicle and parts dealers	98	g
442	Furniture and home furnishings stores	4	e
445	Food and beverage stores	27	c
448	Clothing and clothing accessories stores	43	e
48–49	Transportation and warehousing ¹	47	1,280
488	Support activities for transportation	35	912
493	Warehousing and storage	11	e

See the notes at the end of the table.

Table A3.21 Number and Employment of Japanese-Owned Establishments, by State and Industry—Continues

NAICS code	Industry	Number of establishments	Number of employees
51	Information.....	6	560
512	Motion picture and sound recording industries.....	1	e
518	Internet service providers, Web search portals, and data processing.....	2	e
52	Finance and insurance ²	22	653
522	Credit intermediation and related activities.....	10	317
523	Securities intermediation and related activities.....	7	245
54	Professional, scientific, and technical services.....	19	1,362
541	Professional, scientific, and technical services.....	19	1,362
55	Management of companies and enterprises.....	31	2,291
551	Management of companies and enterprises.....	31	2,291
61	Educational services.....	7	155
611	Educational services.....	7	155
71	Arts, entertainment, and recreation.....	3	c
713	Amusement, gambling, and recreation industries.....	3	c
81	Other services (except public administration).....	12	144
811	Repair and maintenance.....	12	144
Indiana			
	All industries	279	37,120
31–33	Manufacturing.....	94	34,146
42	Wholesale trade.....	73	1,498
423	Durable goods merchant wholesalers.....	54	1,253
424	Nondurable goods merchant wholesalers.....	19	245
44–45	Retail trade.....	59	563
441	Motor vehicle and parts dealers.....	43	e
448	Clothing and clothing accessories stores.....	13	c
48–49	Transportation and warehousing ¹	11	165
493	Warehousing and storage.....	4	128
55	Management of companies and enterprises.....	8	e
551	Management of companies and enterprises.....	8	e
81	Other services (except public administration).....	5	c
811	Repair and maintenance.....	5	c
Iowa			
	All industries	95	4,888
31–33	Manufacturing.....	12	h
42	Wholesale trade.....	21	493
423	Durable goods merchant wholesalers.....	13	316
424	Nondurable goods merchant wholesalers.....	8	177
44–45	Retail trade.....	43	e
441	Motor vehicle and parts dealers.....	33	e
448	Clothing and clothing accessories stores.....	10	c
52	Finance and insurance ²	3	f
522	Credit intermediation and related activities.....	1	e
55	Management of companies and enterprises.....	3	e
551	Management of companies and enterprises.....	3	e
Kansas			
	All industries	73	1,348
31–33	Manufacturing.....	5	e
42	Wholesale trade.....	20	421
423	Durable goods merchant wholesalers.....	11	e
424	Nondurable goods merchant wholesalers.....	9	c
44–45	Retail trade.....	40	455
441	Motor vehicle and parts dealers.....	31	e
448	Clothing and clothing accessories stores.....	8	c
Kentucky			
	All industries	223	36,961
31–33	Manufacturing.....	85	k
42	Wholesale trade.....	50	h
423	Durable goods merchant wholesalers.....	39	h
424	Nondurable goods merchant wholesalers.....	10	105
44–45	Retail trade.....	36	372
441	Motor vehicle and parts dealers.....	25	c
448	Clothing and clothing accessories stores.....	11	c
48–49	Transportation and warehousing ¹	16	f
484	Truck transportation.....	2	f
54	Professional, scientific, and technical services.....	5	g
541	Professional, scientific, and technical services.....	5	g
55	Management of companies and enterprises.....	8	f
551	Management of companies and enterprises.....	8	f
56	Administrative and support and waste management and remediation services.....	3	105
71	Arts, entertainment, and recreation.....	5	c
713	Amusement, gambling, and recreation industries.....	4	c
Louisiana			
	All industries	109	2,397
31–33	Manufacturing.....	7	734
42	Wholesale trade.....	34	676
423	Durable goods merchant wholesalers.....	16	e
424	Nondurable goods merchant wholesalers.....	18	e
44–45	Retail trade.....	54	553
441	Motor vehicle and parts dealers.....	45	e
448	Clothing and clothing accessories stores.....	9	c
48–49	Transportation and warehousing ¹	4	e
488	Support activities for transportation.....	4	e

See the notes at the end of the table.

Table A3.21 Number and Employment of Japanese-Owned Establishments, by State and Industry—Continues

NAICS code	Industry	Number of establishments	Number of employees
Maine			
31–33	All industries	20	637
42	Manufacturing	3	e
424	Wholesale trade	4	c
	Nondurable goods merchant wholesalers	3	c
Maryland			
31–33	All industries	208	6,287
42	Manufacturing	12	1,075
423	Wholesale trade	33	1,884
424	Durable goods merchant wholesalers	25	1,142
424	Nondurable goods merchant wholesalers	8	742
44–45	Retail trade	116	1,366
441	Motor vehicle and parts dealers	76	f
445	Food and beverage stores	14	c
448	Clothing and clothing accessories stores	20	e
48–49	Transportation and warehousing ¹	9	e
488	Support activities for transportation	4	e
52	Finance and insurance ²	2	e
522	Credit intermediation and related activities	2	e
54	Professional, scientific, and technical services	11	340
541	Professional, scientific, and technical services	11	340
55	Management of companies and enterprises	9	c
551	Management of companies and enterprises	9	c
81	Other services (except public administration)	7	c
812	Personal and laundry services	1	c
Massachusetts			
31–33	All industries	286	11,027
42	Manufacturing	28	4,062
42	Wholesale trade	81	2,012
423	Durable goods merchant wholesalers	69	1,671
424	Nondurable goods merchant wholesalers	10	e
44–45	Retail trade	108	1,573
441	Motor vehicle and parts dealers	42	606
442	Furniture and home furnishings stores	2	c
448	Clothing and clothing accessories stores	52	f
48–49	Transportation and warehousing ¹	12	f
488	Support activities for transportation	10	100
493	Warehousing and storage	2	f
52	Finance and insurance ²	10	357
522	Credit intermediation and related activities	4	239
523	Securities intermediation and related activities	6	118
54	Professional, scientific, and technical services	15	280
541	Professional, scientific, and technical services	15	280
55	Management of companies and enterprises	12	g
551	Management of companies and enterprises	12	g
61	Educational services	5	125
611	Educational services	5	125
Michigan			
31–33	All industries	447	29,392
42	Manufacturing	93	16,646
42	Wholesale trade	157	6,085
423	Durable goods merchant wholesalers	140	5,955
424	Nondurable goods merchant wholesalers	12	101
44–45	Retail trade	72	743
441	Motor vehicle and parts dealers	35	e
448	Clothing and clothing accessories stores	30	e
48–49	Transportation and warehousing ¹	19	374
488	Support activities for transportation	11	110
493	Warehousing and storage	8	264
54	Professional, scientific, and technical services	41	3,175
541	Professional, scientific, and technical services	41	3,175
55	Management of companies and enterprises	31	1,831
551	Management of companies and enterprises	31	1,831
71	Arts, entertainment, and recreation	4	c
713	Amusement, gambling, and recreation industries	4	c
81	Other services (except public administration)	14	148
811	Repair and maintenance	14	148
Minnesota			
31–33	All industries	159	3,035
42	Manufacturing	11	728
42	Wholesale trade	37	773
423	Durable goods merchant wholesalers	29	f
424	Nondurable goods merchant wholesalers	6	c
44–45	Retail trade	77	f
441	Motor vehicle and parts dealers	56	f
448	Clothing and clothing accessories stores	21	e
55	Management of companies and enterprises	4	c
551	Management of companies and enterprises	4	c
61	Educational services	4	c
611	Educational services	4	c
71	Arts, entertainment, and recreation	2	c
713	Amusement, gambling, and recreation industries	2	c

See the notes at the end of the table.

Table A3.21 Number and Employment of Japanese-Owned Establishments, by State and Industry—Continues

NAICS code	Industry	Number of establishments	Number of employees
Mississippi			
	All industries	85	5,510
31–33	Manufacturing	11	h
42	Wholesale trade	35	534
423	Durable goods merchant wholesalers	21	e
424	Nondurable goods merchant wholesalers	14	c
44–45	Retail trade	27	c
441	Motor vehicle and parts dealers	23	c
48–49	Transportation and warehousing ¹	5	c
493	Warehousing and storage	4	c
Missouri			
	All industries	262	8,237
31–33	Manufacturing	20	4,618
42	Wholesale trade	75	1,153
423	Durable goods merchant wholesalers	56	958
424	Nondurable goods merchant wholesalers	19	195
44–45	Retail trade	126	1,318
441	Motor vehicle and parts dealers	92	921
448	Clothing and clothing accessories stores	20	c
48–49	Transportation and warehousing ¹	7	c
488	Support activities for transportation	6	122
54	Professional, scientific, and technical services	8	e
541	Professional, scientific, and technical services	8	e
55	Management of companies and enterprises	6	166
551	Management of companies and enterprises	6	166
81	Other services (except public administration)	7	e
811	Repair and maintenance	7	e
Montana			
	All industries	37	206
42	Wholesale trade	30	c
424	Nondurable goods merchant wholesalers	26	c
Nebraska			
	All industries	78	3,940
31–33	Manufacturing	15	3,127
42	Wholesale trade	27	409
423	Durable goods merchant wholesalers	6	100
424	Nondurable goods merchant wholesalers	21	309
44–45	Retail trade	30	e
441	Motor vehicle and parts dealers	22	c
Nevada			
	All industries	107	12,277
21	Mining	1	c
212	Mining, except oil and gas	1	c
31–33	Manufacturing	12	1,254
42	Wholesale trade	27	361
423	Durable goods merchant wholesalers	21	333
44–45	Retail trade	37	e
441	Motor vehicle and parts dealers	12	c
55	Management of companies and enterprises	4	c
551	Management of companies and enterprises	4	c
71	Arts, entertainment, and recreation	9	c
713	Amusement, gambling, and recreation industries	9	c
72	Accommodation and food services	1	i
721	Accommodation	1	i
New Hampshire			
	All industries	52	3,338
31–33	Manufacturing	10	1,964
42	Wholesale trade	15	f
423	Durable goods merchant wholesalers	10	c
424	Nondurable goods merchant wholesalers	5	e
44–45	Retail trade	25	733
441	Motor vehicle and parts dealers	9	c
448	Clothing and clothing accessories stores	11	c
454	Nonstore retailers	1	e
55	Management of companies and enterprises	2	c
551	Management of companies and enterprises	2	c
New Jersey			
	All industries	444	26,141
23	Construction	2	e
238	Specialty trade contractors	1	e
31–33	Manufacturing	27	3,120
42	Wholesale trade	169	13,577
423	Durable goods merchant wholesalers	136	10,129
424	Nondurable goods merchant wholesalers	29	3,296
425	Wholesale electronic markets and agents and brokers	4	152
44–45	Retail trade	101	1,161
441	Motor vehicle and parts dealers	48	e
442	Furniture and home furnishings stores	3	c
448	Clothing and clothing accessories stores	42	f

See the notes at the end of the table.

Table A3.21 Number and Employment of Japanese-Owned Establishments, by State and Industry—Continues

NAICS code	Industry	Number of establishments	Number of employees
48-49	Transportation and warehousing ¹	33	1,624
484	Truck transportation	1	e
488	Support activities for transportation	22	1,068
493	Warehousing and storage	9	e
52	Finance and insurance ²	16	991
522	Credit intermediation and related activities	9	f
524	Insurance carriers and related activities	3	c
54	Professional, scientific, and technical services	22	1,214
541	Professional, scientific, and technical services	22	1,214
55	Management of companies and enterprises	43	3,597
551	Management of companies and enterprises	43	3,597
61	Educational services	10	e
611	Educational services	10	e
New Mexico			
	All industries	48	959
31-33	Manufacturing	3	e
42	Wholesale trade	18	344
423	Durable goods merchant wholesalers	13	e
44-45	Retail trade	19	191
441	Motor vehicle and parts dealers	15	c
New York			
	All industries	686	27,529
23	Construction	3	e
236	Construction of buildings	1	c
31-33	Manufacturing	33	4,552
42	Wholesale trade	188	9,626
423	Durable goods merchant wholesalers	112	6,314
424	Nondurable goods merchant wholesalers	72	h
44-45	Retail trade	148	2,005
441	Motor vehicle and parts dealers	70	f
442	Furniture and home furnishings stores	3	e
443	Electronics and appliance stores	8	c
445	Food and beverage stores	10	c
448	Clothing and clothing accessories stores	51	f
48-49	Transportation and warehousing ¹	29	412
488	Support activities for transportation	27	e
51	Information	21	503
517	Telecommunications	5	c
52	Finance and insurance ²	79	5,398
522	Credit intermediation and related activities	29	2,899
523	Securities intermediation and related activities	39	2,154
524	Insurance carriers and related activities	11	345
53	Real estate and rental and leasing	28	518
531	Real estate	25	e
54	Professional, scientific, and technical services	47	1,469
541	Professional, scientific, and technical services	47	1,469
55	Management of companies and enterprises	56	1,491
551	Management of companies and enterprises	56	1,491
56	Administrative and support and waste management and remediation services	18	409
561	Administrative and support services	18	409
61	Educational services	9	e
611	Educational services	9	e
71	Arts, entertainment, and recreation	13	c
713	Amusement, gambling, and recreation industries	12	c
72	Accommodation and food services	4	c
722	Food services and drinking places	3	111
81	Other services (except public administration)	7	105
811	Repair and maintenance	7	105
North Carolina			
	All industries	345	17,254
23	Construction	5	e
236	Construction of buildings	5	e
31-33	Manufacturing	55	11,232
42	Wholesale trade	83	2,608
423	Durable goods merchant wholesalers	55	1,601
424	Nondurable goods merchant wholesalers	27	g
44-45	Retail trade	150	1,805
441	Motor vehicle and parts dealers	103	1,164
448	Clothing and clothing accessories stores	38	e
48-49	Transportation and warehousing ¹	12	123
52	Finance and insurance ²	5	c
54	Professional, scientific, and technical services	8	e
541	Professional, scientific, and technical services	8	e
55	Management of companies and enterprises	11	300
551	Management of companies and enterprises	11	300
56	Administrative and support and waste management and remediation services	1	c
561	Administrative and support services	1	c
North Dakota			
	All industries	19	402
31-33	Manufacturing	1	c

See the notes at the end of the table.

Table A3.21 Number and Employment of Japanese-Owned Establishments, by State and Industry—Continues

NAICS code	Industry	Number of establishments	Number of employees
Ohio			
	All industries	583	55,087
23	Construction.....	6	214
236	Construction of buildings.....	2	c
238	Specialty trade contractors.....	4	c
31-33	Manufacturing.....	132	41,756
42	Wholesale trade.....	121	4,443
423	Durable goods merchant wholesalers.....	108	4,272
424	Nondurable goods merchant wholesalers.....	13	171
44-45	Retail trade.....	209	2,279
441	Motor vehicle and parts dealers.....	165	g
448	Clothing and clothing accessories stores.....	38	e
48-49	Transportation and warehousing ¹	33	1,082
484	Truck transportation.....	2	c
488	Support activities for transportation.....	20	229
493	Warehousing and storage.....	10	f
51	Information.....	1	c
518	Internet service providers, web search portals, and data processing.....	1	c
52	Finance and insurance ²	8	234
522	Credit intermediation and related activities.....	2	c
54	Professional, scientific, and technical services.....	22	2,152
541	Professional, scientific, and technical services.....	22	2,152
55	Management of companies and enterprises.....	21	2,150
551	Management of companies and enterprises.....	21	2,150
56	Administrative and support and waste management and remediation services.....	3	c
561	Administrative and support services.....	3	c
61	Educational services.....	4	c
611	Educational services.....	4	c
71	Arts, entertainment, and recreation.....	3	c
713	Amusement, gambling, and recreation industries.....	3	c
81	Other services (except public administration).....	15	130
811	Repair and maintenance.....	15	130
Oklahoma			
	All industries	94	1,660
31-33	Manufacturing.....	7	725
42	Wholesale trade.....	23	183
423	Durable goods merchant wholesalers.....	13	c
44-45	Retail trade.....	16	f
441	Motor vehicle and parts dealers.....	47	f
Oregon			
	All industries	175	5,364
23	Construction.....	1	e
237	Heavy and civil engineering construction.....	1	e
31-33	Manufacturing.....	27	1,963
42	Wholesale trade.....	66	1,480
423	Durable goods merchant wholesalers.....	45	g
424	Nondurable goods merchant wholesalers.....	20	320
44-45	Retail trade.....	39	424
441	Motor vehicle and parts dealers.....	18	c
448	Clothing and clothing accessories stores.....	12	c
48-49	Transportation and warehousing ¹	13	382
484	Truck transportation.....	2	e
51	Information.....	2	c
52	Finance and insurance ²	4	c
522	Credit intermediation and related activities.....	4	c
55	Management of companies and enterprises.....	6	239
551	Management of companies and enterprises.....	6	239
Pennsylvania			
	All industries	351	15,897
31-33	Manufacturing.....	34	6,459
42	Wholesale trade.....	85	3,032
423	Durable goods merchant wholesalers.....	75	2,912
424	Nondurable goods merchant wholesalers.....	9	c
44-45	Retail trade.....	164	1,848
441	Motor vehicle and parts dealers.....	105	g
448	Clothing and clothing accessories stores.....	50	f
48-49	Transportation and warehousing ¹	12	c
493	Warehousing and storage.....	4	c
54	Professional, scientific, and technical services.....	14	h
541	Professional, scientific, and technical services.....	14	h
55	Management of companies and enterprises.....	15	988
551	Management of companies and enterprises.....	15	988
Rhode Island			
	All industries	27	1,232
31-33	Manufacturing.....	4	f
44-45	Retail trade.....	15	164

See the notes at the end of the table.

Table A3.21 Number and Employment of Japanese-Owned Establishments, by State and Industry—Continues

NAICS code	Industry	Number of establishments	Number of employees
South Carolina			
	All industries	154	12,556
31–33	Manufacturing	31	10,597
42	Wholesale trade	31	477
423	Durable goods merchant wholesalers	23	401
44–45	Retail trade	75	817
441	Motor vehicle and parts dealers	55	f
448	Clothing and clothing accessories stores	20	c
48–49	Transportation and warehousing ¹	11	575
488	Support activities for transportation	8	e
South Dakota			
	All industries	17	e
31–33	Manufacturing	1	c
Tennessee			
	All industries	275	36,109
23	Construction	2	c
238	Specialty trade contractors	2	c
31–33	Manufacturing	61	26,473
42	Wholesale trade	74	1,982
423	Durable goods merchant wholesalers	62	1,693
424	Nondurable goods merchant wholesalers	12	289
44–45	Retail trade	85	1,299
441	Motor vehicle and parts dealers	63	f
448	Clothing and clothing accessories stores	21	e
454	Nonstore retailers	1	e
48–49	Transportation and warehousing ¹	12	e
493	Warehousing and storage	5	c
54	Professional, scientific, and technical services	3	g
541	Professional, scientific, and technical services	3	g
55	Management of companies and enterprises	14	4,195
551	Management of companies and enterprises	14	4,195
81	Other services (except public administration)	6	e
812	Personal and laundry services	1	e
Texas			
	All industries	1,267	39,125
31–33	Manufacturing	70	12,448
42	Wholesale trade	334	10,432
423	Durable goods merchant wholesalers	242	9,420
424	Nondurable goods merchant wholesalers	88	g
44–45	Retail trade	627	7,004
441	Motor vehicle and parts dealers	283	h
442	Furniture and home furnishings stores	9	f
445	Food and beverage stores	12	c
447	Gasoline stations	256	h
448	Clothing and clothing accessories stores	55	f
48–49	Transportation and warehousing ¹	65	1,397
488	Support activities for transportation	43	f
493	Warehousing and storage	21	f
51	Information	6	e
518	Internet service providers, Web search portals, and data processing	4	e
52	Finance and insurance ²	19	1,486
522	Credit intermediation and related activities	12	1,432
54	Professional, scientific, and technical services	30	958
541	Professional, scientific, and technical services	30	958
55	Management of companies and enterprises	46	3,191
551	Management of companies and enterprises	46	3,191
56	Administrative and support and waste management and remediation services	8	415
561	Administrative and support services	7	e
61	Educational services	8	c
611	Educational services	8	c
81	Other services (except public administration)	30	893
811	Repair and maintenance	29	f
812	Personal and laundry services	1	c
Utah			
	All industries	115	2,312
31–33	Manufacturing	9	907
42	Wholesale trade	16	433
423	Durable goods merchant wholesalers	15	e
44–45	Retail trade	73	f
441	Motor vehicle and parts dealers	29	c
445	Food and beverage stores	17	c
447	Gasoline stations	24	c
51	Information	2	c
518	Internet service providers, Web search portals, and data processing	1	c
Vermont			
	All industries	13	905
31–33	Manufacturing	1	f
42	Wholesale trade	6	e
424	Nondurable goods merchant wholesalers	3	e

See the notes at the end of the table.

Table A3.21 Number and Employment of Japanese-Owned Establishments, by State and Industry—Table Ends

NAICS code	Industry	Number of establishments	Number of employees
Virginia			
	All industries	828	18,074
31–33	Manufacturing	22	5,122
42	Wholesale trade	39	1,566
423	Durable goods merchant wholesalers	30	1,516
44–45	Retail trade	702	8,286
441	Motor vehicle and parts dealers	127	g
442	Furniture and home furnishings stores	2	c
445	Food and beverage stores	294	h
447	Gasoline stations	239	h
448	Clothing and clothing accessories stores	36	e
48–49	Transportation and warehousing ¹	14	f
488	Support activities for transportation	10	804
493	Warehousing and storage	4	c
51	Information	5	c
517	Telecommunications	2	c
52	Finance and insurance ²	4	104
54	Professional, scientific, and technical services	9	420
541	Professional, scientific, and technical services	9	420
55	Management of companies and enterprises	13	314
551	Management of companies and enterprises	13	314
56	Administrative and support and waste management and remediation services	4	888
561	Administrative and support services	4	888
61	Educational services	3	c
611	Educational services	3	c
Washington			
	All industries	308	11,404
21	Mining	4	c
212	Mining, except oil and gas	4	c
23	Construction	2	c
237	Heavy and civil engineering construction	1	c
31–33	Manufacturing	44	4,617
42	Wholesale trade	98	3,258
423	Durable goods merchant wholesalers	65	2,638
424	Nondurable goods merchant wholesalers	26	588
44–45	Retail trade	82	808
441	Motor vehicle and parts dealers	40	e
448	Clothing and clothing accessories stores	17	c
48–49	Transportation and warehousing ¹	26	387
488	Support activities for transportation	20	227
493	Warehousing and storage	5	c
51	Information	4	385
511	Publishing industries (except Internet)	1	c
518	Internet service providers, Web search portals, and data processing	3	e
52	Finance and insurance ²	5	c
522	Credit intermediation and related activities	5	c
54	Professional, scientific, and technical services	8	672
541	Professional, scientific, and technical services	8	672
55	Management of companies and enterprises	14	248
551	Management of companies and enterprises	14	248
56	Administrative and support and waste management and remediation services	8	231
561	Administrative and support services	7	c
71	Arts, entertainment, and recreation	2	c
713	Amusement, gambling, and recreation industries	2	c
West Virginia			
	All industries	60	2,740
31–33	Manufacturing	7	2,107
44–45	Retail trade	40	475
441	Motor vehicle and parts dealers	13	c
447	Gasoline stations	16	c
Wisconsin			
	All industries	109	2,701
31–33	Manufacturing	18	1,478
42	Wholesale trade	19	388
423	Durable goods merchant wholesalers	18	e
44–45	Retail trade	55	593
441	Motor vehicle and parts dealers	41	e
448	Clothing and clothing accessories stores	13	c
55	Management of companies and enterprises	3	102
551	Management of companies and enterprises	3	102
Wyoming			
	All industries	9	c

NOTES: This table shows all two- and three-digit industries in which Japanese-owned establishments have at least 100 employees. The following ranges are given in employment cells that are suppressed: a—0 to 19; b—20 to 99; c—100 to 249; e—250 to 499; f—500 to 999; g—1,000 to 2,499; h—2,500 to 4,999; i—5,000 to 9,999; j—10,000 to 24,999; k—25,000 to 49,999; l—50,000 to 99,999; m—100,000 or more.

Table M1.1 Number, Employment, Value Added by Manufactures, and Value of Shipments of Foreign-Owned and All U.S. Establishments, by Detailed Industry—Continues

NAICS code	Industry	Foreign-owned establishments				All U.S. establishments				Foreign-owned establishments as a percentage of all U.S. establishments ¹			
		Number of establishments	Number of employees	Millions of dollars		Number of establishments	Number of employees	Millions of dollars		Number of establishments	Number of employees	Value added by manufactures	Value of shipments
				Value added by manufactures	Value of shipments			Value added by manufactures	Value of shipments				
31-33	Manufacturing.....	10,176	1,598,163	415,500	1,019,472	332,536	13,395,670	2,382,643	5,319,456	3.1	11.9	17.4	19.2
311	Food manufacturing.....	610	112,828	26,250.8	65,743	25,616	1,464,238	241,064	589,726	2.4	7.7	10.9	11.1
312	Beverage and tobacco product manufacturing.....	165	28,192	16,885	26,553	3,819	153,802	80,579	128,131	4.3	18.3	21.0	20.7
313	Textile mills.....	79	11,044	1,421	3,242	2,972	157,901	15,995	36,131	2.7	7.0	8.9	9.0
314	Textile product mills.....	34	6,773	792	1,707	6,694	147,372	13,665	28,682	0.5	4.6	5.8	6.0
315	Apparel manufacturing.....	25	i	D	D	8,518	168,975	11,541	23,626	0.3	D	D	D
316	Leather and allied product manufacturing.....	3	f	D	D	1,300	33,965	2,612	5,456	0.2	D	D	D
321	Wood product manufacturing.....	261	16,156	1,410	3,829	16,868	523,899	41,098	101,712	1.5	3.1	3.4	3.8
322	Paper manufacturing.....	233	45,389	8,588	20,888	4,988	418,241	81,933	176,688	4.7	10.9	10.5	11.8
323	Printing and related support activities.....	133	34,720	4,100	7,039	33,817	646,183	63,391	103,018	0.4	5.4	6.5	6.8
324	Petroleum and coal products manufacturing.....	440	21,588	28,066	119,394	2,283	105,775	126,002	615,484	19.3	20.4	22.3	19.4
325	Chemical manufacturing.....	1,305	173,278	117,914	231,144	13,789	800,350	364,000	716,152	9.5	21.7	32.4	32.3
326	Plastics and rubber products manufacturing.....	623	101,278	14,085	34,267	14,347	848,708	98,697	209,336	4.3	11.9	14.3	16.4
327	Nonmetallic mineral product manufacturing.....	2,397	99,367	22,753	39,335	17,557	478,548	72,610	127,979	13.7	20.8	31.3	30.7
331	Primary metal manufacturing.....	327	85,705	22,796	64,924	4,720	438,825	88,388	256,851	6.9	19.5	25.8	25.3
332	Fabricated metal product manufacturing.....	835	110,666	18,985	38,406	60,895	1,611,975	185,333	345,167	1.4	6.9	10.2	11.1
333	Machinery manufacturing.....	842	142,774	21,983	56,859	26,415	1,152,853	165,788	350,499	3.2	12.4	13.3	16.2
334	Computer and electronic product manufacturing.....	509	134,513	27,025	51,348	14,602	1,061,108	234,557	395,729	3.5	12.7	11.5	13.0
335	Electrical equipment and appliance manufacturing.....	275	66,697	12,088	25,678	6,286	424,958	61,629	129,180	4.4	15.7	19.6	19.9
336	Transportation equipment manufacturing.....	728	331,805	58,436	208,910	13,071	1,579,550	291,488	745,947	5.6	21.0	20.0	28.0
337	Furniture and related product manufacturing.....	57	11,588	1,130	2,595	21,746	513,907	46,609	85,049	0.3	2.3	2.4	3.1
339	Miscellaneous manufacturing.....	295	57,529	10,154	16,344	32,233	664,537	95,665	148,913	0.9	8.7	10.6	11.0
311	Food manufacturing.....	610	112,828	26,258	65,743	25,616	1,464,238	241,064	589,726	2.4	7.7	10.9	11.1
3111	Animal food manufacturing.....	71	6,385	4,105	8,495	1,767	46,227	13,874	39,174	4.0	13.8	29.6	21.7
31111	Animal food manufacturing.....	71	6,385	4,105	8,495	1,767	46,227	13,874	39,174	4.0	13.8	29.6	21.7
311111	Dog and cat food manufacturing.....	24	h	D	D	265	16,944	7,561	14,505	9.1	D	D	D
311119	Other animal food manufacturing.....	47	g	D	D	1,502	29,283	6,313	24,669	3.1	D	D	D
3112	Grain and oilseed milling.....	74	9,537	4,372	13,387	790	53,290	23,907	69,755	9.4	17.9	18.3	19.2
31121	Flour milling and malt manufacturing.....	14	g	D	D	384	15,271	3,646	13,429	3.6	D	D	D
311211	Flour milling.....	10	1,156	264	653	292	10,292	2,665	9,812	3.4	11.2	9.9	6.7
311212	Rice milling.....	3	c	D	D	65	3,818	786	2,827	4.6	D	D	D
311213	Malt manufacturing.....	1	b	D	D	27	1,161	195	789	3.7	D	D	D
31122	Starch and vegetable oil manufacturing.....	57	7,619	3,979	12,449	347	24,315	13,473	46,471	16.4	31.3	29.5	26.8
311221	Wet corn milling.....	12	g	D	D	63	8,169	5,212	12,034	19.0	D	D	D
311222	Soybean processing.....	16	1,679	1,114	5,270	120	6,019	4,989	19,283	13.3	27.9	22.3	27.3
311223	Other oilseed processing.....	3	c	D	D	40	1,462	554	1,785	7.5	D	D	D
311225	Fats and oils refining and blending.....	26	3,263	1,003	3,790	124	8,665	2,719	13,369	21.0	37.7	36.9	28.3
31123	Breakfast cereal manufacturing.....	3	e	D	D	59	13,704	6,788	9,855	5.1	D	D	D
311230	Breakfast cereal manufacturing.....	3	e	D	D	59	13,704	6,788	9,855	5.1	D	D	D
3113	Sugar and confectionery product manufacturing.....	22	5,917	1,253	2,300	1,841	69,403	14,463	27,278	1.2	8.5	8.7	8.4
31132	Confectionery manufacturing from cacao beans.....	4	g	D	D	165	7,746	2,031	4,414	2.4	D	D	D
311320	Confectionery manufacturing from cacao beans.....	4	g	D	D	165	7,746	2,031	4,414	2.4	D	D	D
31133	Confectionery manufacturing from purchased chocolate.....	6	g	D	D	1,165	30,051	6,226	9,733	0.5	D	D	D
311330	Confectionery manufacturing from purchased chocolate.....	6	g	D	D	1,165	30,051	6,226	9,733	0.5	D	D	D
31134	Nonchocolate confectionery manufacturing.....	12	2,832	769	1,272	436	18,200	3,438	5,718	2.8	15.6	22.4	22.2
311340	Nonchocolate confectionery manufacturing.....	12	2,832	769	1,272	436	18,200	3,438	5,718	2.8	15.6	22.4	22.2
3114	Fruit and vegetable preserving and specialty.....	56	17,216	3,183	7,051	1,610	172,034	29,190	60,705	3.5	10.0	10.9	11.6
31141	Frozen food manufacturing.....	24	11,338	1,385	3,319	634	88,115	12,120	25,041	3.8	12.9	11.4	13.3
311411	Frozen fruit and vegetable manufacturing.....	12	h	D	D	217	34,204	5,530	10,736	5.5	D	D	D
311412	Frozen specialty food manufacturing.....	12	i	D	D	417	53,911	6,591	14,305	2.9	D	D	D
31142	Fruit and vegetable canning and drying.....	32	5,878	1,798	3,732	976	83,919	17,070	35,664	3.3	7.0	10.5	10.5
311421	Fruit and vegetable canning.....	14	2,710	1,023	1,818	672	54,706	9,485	21,025	2.1	5.0	10.8	8.6
311422	Specialty canning.....	4	g	D	D	113	14,035	4,924	9,068	3.5	D	D	D
311423	Dried and dehydrated food manufacturing.....	14	g	D	D	191	15,178	2,661	5,571	7.3	D	D	D
3115	Dairy product manufacturing.....	87	14,978	4,293	11,407	1,584	131,375	27,215	91,584	5.5	11.4	15.8	12.5
31151	Dairy product, except frozen, manufacturing.....	71	j	D	D	1,194	112,913	22,409	82,740	5.9	D	D	D
311511	Fluid milk manufacturing.....	10	g	D	D	482	54,912	10,373	33,548	2.1	D	D	D
311513	Cheese manufacturing.....	37	5,447	785	4,126	483	41,222	6,395	33,162	7.7	13.2	12.3	12.4
311514	Dry, condensed, and evaporated dairy products.....	24	2,874	412	2,025	202	15,248	5,284	13,882	11.9	18.8	7.8	14.6
31152	Ice cream and frozen dessert manufacturing.....	16	h	D	D	390	18,462	4,806	8,844	4.1	D	D	D
311520	Ice cream and frozen dessert manufacturing.....	16	h	D	D	390	18,462	4,806	8,844	4.1	D	D	D
3116	Animal slaughtering and processing.....	28	19,399	1,197	8,825	3,773	503,590	51,753	160,063	0.7	3.9	2.3	5.5
31161	Animal slaughtering and processing.....	28	19,399	1,197	8,825	3,773	503,590	51,753	160,063	0.7	3.9	2.3	5.5
311611	Animal, except poultry, slaughtering.....	18	j	D	D	1,603	145,491	10,644	68,948	1.1	D	D	D
311612	Meat processed from carcasses.....	8	g	D	D	1,381	105,247	13,591	37,207	0.6	D	D	D
311613	Rendering and meat byproduct processing.....	1	b	D	D	232	10,046	2,221	3,692	0.4	D	D	D
311615	Poultry processing.....	1	b	D	D	557	242,806	25,298	50,216	0.2	D	D	D
3117	Seafood product preparation and packaging.....	22	4,844	718	1,850	652	38,968	4,790	11,073	3.4	12.4	15.0	16.7
31171	Seafood product preparation and packaging.....	22	4,844	718	1,850	652	38,968	4,790	11,073	3.4	12.4	15.0	16.7
311711	Seafood canning.....	3	e	D	D	94	2,831	391	1,032	3.2	D	D	D
311712	Fresh and frozen seafood processing.....	19	h	D	D	558	36,137	4,399	10,041	3.4	D	D	D
3118	Bakeries and tortilla manufacturing.....	147	21,970	4,143	6,653	10,312	283,899	34,372	55,487	1.4	7.7	12.1	12.0
31181	Bread and bakery product manufacturing.....	93	12,801	2,863	4,120	9,143	217,892	22,164	34,313	1.0	5.9	12.9	12.0
311811	Retail bakeries.....	8	109	8	11	6,294	56,968	2,330	3,390	0.1	0.2	0.3	0.3
311812	Commercial bakeries.....	76	11,038	2,420	3,188	2,617	141,206	17,496	25,974	2.9	7.8	13.8	12.3
311813	Frozen cakes and other pastries manufacturing.....	9	1,654	436	920	232	19,718	2,338	4,949	3.9	8.4	18.7	18.6
31182	Cookie, cracker, and pasta manufacturing.....	32	h	D	D	801	50,193	10,702	18,583	4.0	D	D	D
311821	Cookie and cracker manufacturing.....	11	1,949	187	443	350	30,436	7,000	10,756	3.1	6.4	2.7	4.1
311822	Mixes and dough made from purchased flour.....	18	1,609	266	641	291	16,415	3,024	6,295	6.2	9.8	8.8	10.2
311823	Dry pasta manufacturing.....	3	c	D	D	160	3,342	679	1,532	1.9	D	D	D
31183	Tortilla manufacturing.....	22	i	D	D	368	15,814	1,506	2,591	6.0	D	D	D
311830	Tortilla manufacturing.....	22	i	D	D	368	15,814	1,506	2,591	6.0	D	D	D

See the note at the end of the table.

**Table M1.1 Number, Employment, Value Added by Manufactures, and Value of Shipments
of Foreign-Owned and All U.S. Establishments, by Detailed Industry—Continues**

NAICS code	Industry	Foreign-owned establishments				All U.S. establishments				Foreign-owned establishments as a percentage of all U.S. establishments ¹			
		Number of establish- ments	Number of employees	Millions of dollars		Number of establish- ments	Number of employees	Millions of dollars		Number of establish- ments	Number of employees	Value added by manufactures	Value of shipments
				Value added by manufactures	Value of shipments			Value added by manufactures	Value of shipments				
3119	Other food manufacturing.....	103	12,582	2,994	5,775	3,287	165,452	41,500	74,608	3.1	7.6	7.2	7.7
31191	Snack food manufacturing.....	6	696	165	353	571	46,148	15,270	24,289	1.1	1.5	1.1	1.5
311911	Roasted nuts and peanut butter manufacturing.....	3	c	D	D	215	13,873	2,223	6,795	1.4	D	D	D
311919	Other snack food manufacturing.....	3	e	D	D	356	32,275	13,047	17,494	0.8	D	D	D
31192	Coffee and tea manufacturing.....	8	1,465	352	640	360	12,899	3,485	7,809	2.2	11.4	10.1	8.2
311920	Coffee and tea manufacturing.....	8	1,465	352	640	360	12,899	3,485	7,809	2.2	11.4	10.1	8.2
31193	Flavoring syrup and concentrate manufacturing.....	7	480	142	294	173	6,796	7,193	9,164	4.0	7.1	2.0	3.2
311930	Flavoring syrup and concentrate manufacturing.....	7	480	142	294	173	6,796	7,193	9,164	4.0	7.1	2.0	3.2
31194	Seasoning and dressing manufacturing.....	46	6,060	1,518	2,895	674	32,862	6,909	14,263	6.8	18.4	22.0	20.3
311941	Mayonnaise, dressing, and sauce manufacturing.....	20	2,032	629	1,192	326	14,980	3,063	6,804	6.1	13.6	20.5	17.5
311942	Spice and extract manufacturing.....	26	4,028	889	1,703	348	17,882	3,846	7,459	7.5	22.5	23.1	22.8
31199	All other food manufacturing.....	36	3,881	816	1,593	1,509	66,747	8,644	19,083	2.4	5.8	9.4	8.3
311991	Perishable prepared food manufacturing.....	5	268	58	95	665	34,191	3,816	8,295	0.8	0.8	1.5	1.1
311999	All other miscellaneous food manufacturing.....	31	3,613	758	1,498	844	32,556	4,827	10,788	3.7	11.1	15.7	13.9
312	Beverage and tobacco product manufacturing.....	165	28,192	16,885	26,553	3,819	153,802	80,579	128,131	4.3	18.3	21.0	20.7
3121	Beverage manufacturing.....	148	j	D	D	3,717	134,480	45,897	87,920	4.0	D	D	D
31211	Soft drink and ice manufacturing.....	88	11,432	3,277	6,672	1,266	70,018	19,922	47,106	7.0	16.3	16.4	14.2
312111	Soft drink manufacturing.....	31	i	D	D	472	53,654	16,430	41,656	6.6	D	D	D
312112	Bottled water manufacturing.....	30	h	D	D	319	10,732	2,838	4,641	9.4	D	D	D
312113	Ice manufacturing.....	27	f	D	D	475	5,632	654	809	5.7	D	D	D
31212	Breweries.....	12	i	D	D	398	22,252	13,359	21,196	3.0	D	D	D
312120	Breweries.....	12	i	D	D	398	22,252	13,359	21,196	3.0	D	D	D
31213	Wineries.....	40	2,797	978	1,884	1,956	33,390	7,959	12,555	2.0	8.4	12.3	15.0
312130	Wineries.....	40	2,797	978	1,884	1,956	33,390	7,959	12,555	2.0	8.4	12.3	15.0
31214	Distilleries.....	8	3,581	614	1,883	97	8,820	4,657	7,062	8.2	40.6	13.2	26.7
312140	Distilleries.....	8	3,581	614	1,883	97	8,820	4,657	7,062	8.2	40.6	13.2	26.7
3122	Tobacco manufacturing.....	17	h	D	D	102	19,322	34,682	40,211	16.7	D	D	D
31221	Tobacco stemming and redrying.....	1	a	D	D	17	2,624	570	1,249	5.9	D	D	D
312210	Tobacco stemming and redrying.....	1	a	D	D	17	2,624	570	1,249	5.9	D	D	D
31222	Tobacco product manufacturing.....	16	h	D	D	85	16,698	34,112	38,962	18.8	D	D	D
312221	Cigarette manufacturing.....	2	g	D	D	23	10,729	30,666	34,718	8.7	D	D	D
312229	Other tobacco product manufacturing.....	14	g	D	D	62	5,969	3,446	4,244	22.6	D	D	D
313	Textile mills.....	79	11,044	1,421	3,242	2,972	157,901	15,995	36,131	2.7	7.0	8.9	9.0
3131	Fiber, yarn, and thread mills.....	11	1,718	175	378	423	40,994	3,256	9,319	2.6	4.2	5.4	4.1
31311	Fiber, yarn, and thread mills.....	11	1,718	175	378	423	40,994	3,256	9,319	2.6	4.2	5.4	4.1
313111	Yarn spinning mills.....	6	c	D	D	256	24,650	1,821	5,090	2.3	D	D	D
313112	Yarn texturizing and twisting mills.....	2	g	D	D	110	15,050	1,352	4,018	1.8	D	D	D
313113	Thread mills.....	3	f	D	D	57	1,294	82	211	5.3	D	D	D
3132	Fabric mills.....	50	6,867	1,018	2,373	1,277	73,451	8,710	17,600	3.9	9.3	11.7	13.5
31321	Broadwoven fabric mills.....	22	3,351	499	1,148	469	32,368	3,298	6,995	4.7	10.4	15.1	16.4
313210	Broadwoven fabric mills.....	22	3,351	499	1,148	469	32,368	3,298	6,995	4.7	10.4	15.1	16.4
31322	Narrow fabric mills and schiffli embroidery.....	6	f	D	D	289	9,506	621	1,117	2.1	D	D	D
313221	Narrow fabric mills.....	6	f	D	D	203	8,195	555	1,027	3.0	D	D	D
31323	Nonwoven fabric mills.....	20	2,385	396	965	256	20,091	3,968	7,460	7.8	11.9	10.0	12.9
313230	Nonwoven fabric mills.....	20	2,385	396	965	256	20,091	3,968	7,460	7.8	11.9	10.0	12.9
31324	Knit fabric mills.....	2	e	D	D	263	11,486	824	2,028	0.8	D	D	D
313241	Weft knit fabric mills.....	1	e	D	D	103	5,450	353	953	1.0	D	D	D
313249	Other knit fabric and lace mills.....	1	b	D	D	160	6,036	470	1,075	0.6	D	D	D
3133	Textile and fabric finishing mills.....	18	2,459	228	492	1,272	43,456	4,030	9,212	1.4	5.7	5.7	5.3
31331	Textile and fabric finishing mills.....	9	1,618	113	200	1,075	34,498	3,031	6,582	0.8	4.7	3.7	3.0
313311	Broadwoven fabric finishing mills.....	4	173	15	25	620	17,871	1,747	3,886	0.6	1.0	0.9	0.6
313312	Other textile and fabric finishing mills.....	5	1,445	98	175	455	16,627	1,284	2,696	1.1	8.7	7.6	6.5
31332	Fabric coating mills.....	9	841	115	292	197	8,958	999	2,630	4.6	9.4	11.5	11.1
313320	Fabric coating mills.....	9	841	115	292	197	8,958	999	2,630	4.6	9.4	11.5	11.1
314	Textile product mills.....	34	6,773	792	1,707	6,694	147,372	13,665	28,682	0.5	4.6	5.8	6.0
3141	Textile furnishings mills.....	7	1,744	155	373	2,553	75,879	8,256	18,640	0.3	2.3	1.9	2.0
31411	Carpet and rug mills.....	5	g	D	D	335	37,948	6,061	13,054	1.5	D	D	D
314110	Carpet and rug mills.....	5	g	D	D	335	37,948	6,061	13,054	1.5	D	D	D
31412	Curtain and linen mills.....	2	e	D	D	2,218	37,931	2,195	5,586	0.1	D	D	D
314121	Curtain and drapery mills.....	2	e	D	D	1,539	13,948	618	1,129	0.1	D	D	D
3149	Other textile product mills.....	27	5,029	637	1,335	4,141	71,493	5,408	10,042	0.7	7.0	11.8	13.3
31491	Textile bag and canvas mills.....	4	328	23	59	1,678	25,272	1,821	3,343	0.2	1.3	1.3	1.8
314911	Textile bag mills.....	1	b	D	D	220	5,840	330	680	0.5	D	D	D
314912	Canvas and related product mills.....	3	c	D	D	1,458	19,432	1,491	2,663	0.2	D	D	D
31499	All other textile product mills.....	23	4,701	614	1,276	2,463	46,221	3,587	6,700	0.9	10.2	17.1	19.0
314991	Rope, cordage, and twine mills.....	3	274	33	56	145	4,017	404	829	2.1	6.8	8.2	6.8
314992	Tire cord and tire fabric mills.....	9	1,837	173	568	20	3,500	338	1,058	45.0	52.5	51.2	53.7
314999	All other miscellaneous textile product mills.....	11	2,590	408	652	2,298	38,704	2,845	4,813	0.5	6.7	14.3	13.5
315	Apparel manufacturing.....	25	i	D	D	8,518	168,975	11,541	23,626	0.3	D	D	D
3151	Apparel knitting mills.....	6	1,425	136	278	413	20,454	1,340	2,974	1.5	7.0	10.2	9.3
31511	Hosiery and sock mills.....	5	g	D	D	223	15,422	884	1,970	2.2	D	D	D
315111	Sheer hosiery mills.....	3	f	D	D	51	4,710	287	620	5.9	D	D	D
315119	Other hosiery and sock mills.....	2	e	D	D	172	10,712	598	1,350	1.2	D	D	D
31519	Other apparel knitting mills.....	1	c	D	D	190	5,032	455	1,003	0.5	D	D	D
315191	Outerwear knitting mills.....	1	c	D	D	168	4,197	342	707	0.6	D	D	D
3152	Cut and sew apparel manufacturing.....	18	3,898	451	905	7,382	135,052	9,503	19,231	0.2	2.9	4.7	4.7
31521	Cut and sew apparel contractors.....	2	e	D	D	5,212	67,101	3,092	5,067	*	D	D	D
315211	Men's cut and sew apparel contractors.....	2	e	D	D	940	18,428	732	1,010	0.2	D	D	D
31522	Men's cut and sew apparel manufacturing.....	11	2,615	285	570	581	27,562	1,671	3,433	1.9	9.5	17.1	16.6
315222	Men's suit, coat, and overcoat manufacturing.....	6	g	D	D	179	6,917	477	897	3.4	D	D	D
315223	Men's shirt, except work shirt, manufacturing.....	1	a	D	D	138	6,478	320	759	0.7	D	D	D
315225	Men's work clothing manufacturing.....	4	c	D	D	108	7,632	448	896	3.7	D	D	D
31523	Women's cut and sew apparel manufacturing.....	2	e	D	D	1,109	28,929	3,998	9,362	0.2	D	D	D
315231	Women's lingerie and nightwear manufacturing.....	1	e	D	D	78	1,884	319	631	1.3	D	D	D
315233	Women's dress manufacturing.....	1	a	D	D	361	7,877	829	1,986	0.3	D	D	D
31529	Other cut and sew apparel manufacturing.....	3	569	69	136	480	11,460	743	1,370	0.6	5.0	9.3	9.9
315299	All other cut and sew apparel manufacturing.....	3	569	69	136	350	10,442	671	1,228	0.9	5.4	10.3	11.1

See the note at the end of the table.

**Table M1.1 Number, Employment, Value Added by Manufactures, and Value of Shipments
of Foreign-Owned and All U.S. Establishments, by Detailed Industry—Continues**

NAICS code	Industry	Foreign-owned establishments				All U.S. establishments				Foreign-owned establishments as a percentage of all U.S. establishments ¹			
		Number of establish- ments	Number of employees	Millions of dollars		Number of establish- ments	Number of employees	Millions of dollars		Number of establish- ments	Number of employees	Value added by manufactures	Value of shipments
				Value added by manufactures	Value of shipments			Value added by manufactures	Value of shipments				
3159	Accessories and other apparel manufacturing.....	1	c	D	D	723	13,469	699	1,422	0.1	D	D	D
31599	Accessories and other apparel manufacturing.....	1	c	D	D	723	13,469	699	1,422	0.1	D	D	D
315991	Hat, cap, and millinery manufacturing.....	1	c	D	D	152	4,541	197	359	0.7	D	D	D
316	Leather and allied product manufacturing	3	f	D	D	1,300	33,965	2,612	5,456	0.2	D	D	D
3169	Other leather product manufacturing.....	3	f	D	D	804	16,567	1,355	2,293	0.4	D	D	D
31699	Other leather product manufacturing.....	3	f	D	D	804	16,567	1,355	2,293	0.4	D	D	D
316991	Luggage manufacturing.....	1	e	D	D	192	4,419	304	493	0.5	D	D	D
316992	Women's handbag and purse manufacturing.....	1	e	D	D	113	2,090	433	668	0.9	D	D	D
316999	All other leather good manufacturing.....	1	c	D	D	382	7,563	383	706	0.3	D	D	D
321	Wood product manufacturing	261	16,156	1,410	3,829	16,868	523,899	41,098	101,712	1.5	3.1	3.4	3.8
3211	Sawmills and wood preservation.....	42	4,458	353	1,167	4,102	103,413	8,747	27,911	1.0	4.3	4.0	4.2
32111	Sawmills and wood preservation.....	42	4,458	353	1,167	4,102	103,413	8,747	27,911	1.0	4.3	4.0	4.2
321113	Sawmills.....	37	4,367	334	1,078	3,589	90,044	7,310	22,076	1.0	4.8	4.6	4.9
321114	Wood preservation.....	5	91	19	90	513	13,369	1,437	5,836	1.0	0.7	1.3	1.5
3212	Plywood and engineered wood product manufacturing.....	45	3,370	340	1,061	1,956	106,093	8,450	22,024	2.3	3.2	4.0	4.8
32121	Plywood and engineered wood product manufacturing.....	45	3,370	340	1,061	1,956	106,093	8,450	22,024	2.3	3.2	4.0	4.8
321211	Hardwood veneer and plywood manufacturing.....	6	813	16	170	303	18,152	1,170	3,327	2.0	4.5	1.4	5.1
321213	Engineered wood member manufacturing.....	2	b	D	D	159	7,665	894	2,389	1.3	D	D	D
321214	Truss manufacturing.....	18	f	D	D	1,113	41,761	2,660	5,383	1.6	D	D	D
321219	Reconstituted wood product manufacturing.....	19	1,857	258	790	258	19,962	2,388	6,721	7.4	9.3	10.8	11.8
3219	Other wood product manufacturing.....	174	8,328	717	1,601	10,810	314,393	23,901	51,777	1.6	2.6	3.0	3.1
32191	Millwork.....	35	3,356	385	895	4,724	153,414	12,603	28,185	0.7	2.2	3.1	3.2
321911	Wood window and door manufacturing.....	12	1,227	177	344	1,493	79,101	6,812	14,161	0.8	1.6	2.6	2.4
321912	Cut stock, resawing lumber, and planing.....	8	604	72	184	1,121	30,890	2,407	6,541	0.7	2.0	3.0	2.8
321918	Other millwork, including flooring.....	15	1,525	136	367	2,110	43,423	3,384	7,483	0.7	3.5	4.0	4.9
32192	Wood container and pallet manufacturing.....	114	3,971	232	421	2,918	58,762	3,497	7,233	3.9	6.8	6.6	5.8
321920	Wood container and pallet manufacturing.....	114	3,971	232	421	2,918	58,762	3,497	7,233	3.9	6.8	6.6	5.8
32199	All other wood product manufacturing.....	25	1,001	100	285	3,168	102,217	7,801	16,359	0.8	1.0	1.3	1.7
321991	Manufactured home (mobile home) manufacturing.....	1	c	D	D	379	40,854	2,598	6,086	0.3	D	D	D
321992	Prefabricated wood building manufacturing.....	3	b	D	D	818	24,781	2,038	4,215	0.4	D	D	D
321999	Miscellaneous wood product manufacturing.....	21	f	D	D	1,971	36,582	3,164	6,058	1.1	D	D	D
322	Paper manufacturing	233	45,389	8,588	20,888	4,988	418,241	81,933	176,688	4.7	10.9	10.5	11.8
3221	Pulp, paper, and paperboard mills.....	56	19,312	4,411	10,862	486	125,483	40,853	80,550	11.5	15.4	10.8	13.5
32211	Pulp mills.....	4	312	93	320	39	7,268	2,272	5,027	10.3	4.3	4.1	6.4
322110	Pulp mills.....	4	312	93	320	39	7,268	2,272	5,027	10.3	4.3	4.1	6.4
32212	Paper mills.....	42	16,381	3,616	8,853	261	81,558	26,191	50,166	16.1	20.1	13.8	17.6
322121	Paper, except newsprint, mills.....	37	15,119	3,233	8,028	240	76,641	24,711	46,725	15.4	19.7	13.1	17.2
322122	Newsprint mills.....	5	1,262	383	825	21	4,917	1,480	3,441	23.8	25.7	25.9	24.0
32213	Paperboard mills.....	10	2,619	702	1,688	186	36,657	12,390	25,358	5.4	7.1	5.7	6.7
322130	Paperboard mills.....	10	2,619	702	1,688	186	36,657	12,390	25,358	5.4	7.1	5.7	6.7
3222	Converted paper product manufacturing.....	177	26,077	4,177	10,027	4,502	292,758	41,080	96,137	3.9	8.9	10.2	10.4
32221	Paperboard container manufacturing.....	94	14,216	2,005	4,785	2,409	165,978	19,460	50,935	3.9	8.6	10.3	9.4
322211	Corrugated and solid fiber box manufacturing.....	55	7,556	863	2,276	1,489	100,984	11,562	33,117	3.7	7.5	7.5	6.9
322212	Folding paperboard box manufacturing.....	25	4,358	828	1,745	525	42,832	5,052	11,309	4.8	10.2	16.4	15.4
322214	Fiber can, tube, and drum manufacturing.....	3	e	D	D	245	7,583	934	2,321	1.2	D	D	D
322215	Nonfolding sanitary food container manufacturing.....	11	g	D	D	67	11,001	1,662	3,653	16.4	D	D	D
32222	Paper bag and coated and treated paper manufacturing.....	51	i	D	D	888	60,366	9,800	21,686	5.7	D	D	D
322221	Coated and laminated packaging materials manufacturing.....	4	595	86	196	124	5,382	688	1,777	3.2	11.1	12.5	11.0
322222	Coated and laminated paper manufacturing.....	36	3,953	666	1,745	493	33,657	6,711	13,886	7.3	11.7	9.9	12.6
322223	Plastics, foil, and coated paper bag manufacturing.....	1	c	D	D	51	3,234	356	802	2.0	D	D	D
322224	Uncoated paper and multiwall bag manufacturing.....	2	c	D	D	101	10,415	992	2,369	2.0	D	D	D
322225	Flexible packaging foil manufacturing.....	7	1,201	194	476	45	4,813	693	1,761	15.6	25.0	28.0	27.0
322226	Surface-coated paperboard manufacturing.....	1	b	D	D	74	2,865	360	1,091	1.4	D	D	D
32223	Stationery product manufacturing.....	3	c	D	D	545	31,130	3,715	8,129	0.6	D	D	D
322231	Die-cut paper office supplies manufacturing.....	1	c	D	D	204	9,128	1,361	3,410	0.5	D	D	D
322232	Envelope manufacturing.....	1	b	D	D	210	17,581	1,668	3,653	0.5	D	D	D
322233	Stationery and related product manufacturing.....	1	2	*	*	131	4,421	686	1,066	0.8	*	D	D
32229	Other converted paper product manufacturing.....	29	5,548	1,148	2,576	660	35,284	8,105	15,388	4.4	15.7	14.2	16.7
322291	Sanitary paper product manufacturing.....	13	3,601	809	1,779	145	17,181	5,703	10,468	9.0	21.0	14.2	17.0
322299	All other converted paper product manufacturing.....	16	1,947	339	796	515	18,103	2,401	4,920	3.1	10.8	14.1	16.2
323	Printing and related support activities.....	133	34,720	4,100	7,039	33,817	646,183	63,391	103,018	0.4	5.4	6.5	6.8
3231	Printing and related support activities.....	133	34,720	4,100	7,039	33,817	646,183	63,391	103,018	0.4	5.4	6.5	6.8
32311	Printing.....	114	33,046	3,900	6,747	31,262	597,304	59,194	97,634	0.4	5.5	6.6	6.9
323110	Commercial lithographic printing.....	55	18,595	2,032	3,475	13,239	315,611	32,199	53,364	0.4	5.9	6.3	6.5
323111	Commercial gravure printing.....	13	4,216	489	1,051	281	16,806	2,038	3,988	4.6	25.1	24.0	26.4
323112	Commercial flexographic printing.....	13	1,939	275	498	980	35,091	3,978	7,420	1.3	5.5	6.9	6.7
323113	Commercial screen printing.....	9	872	152	266	4,789	72,213	5,298	8,893	0.2	1.2	2.9	3.0
323115	Digital printing.....	1	5	*	*	2,502	42,428	4,497	6,419	*	*	*	*
323116	Manifold business forms printing.....	6	984	165	326	595	21,148	3,100	5,182	1.0	4.7	5.3	6.3
323117	Books printing.....	17	6,435	787	1,131	602	32,770	3,319	5,170	2.8	19.6	23.7	21.9
32312	Support activities for printing.....	19	1,674	200	293	2,555	48,879	4,197	5,385	0.7	3.4	4.8	5.4
323121	Tradebinding and related work.....	5	200	31	46	1,062	25,427	1,657	2,236	0.5	0.8	1.9	2.1
323122	Prepress services.....	14	1,474	169	247	1,493	23,452	2,540	3,149	0.9	6.3	6.7	7.8
324	Petroleum and coal products manufacturing	440	21,588	28,066	119,394	2,283	105,775	126,002	615,484	19.3	20.4	22.3	19.4
3241	Petroleum and coal products manufacturing.....	440	21,588	28,066	119,394	2,283	105,775	126,002	615,484	19.3	20.4	22.3	19.4
32411	Petroleum refineries.....	26	14,593	25,021	112,026	195	64,839	111,401	580,020	13.3	22.5	22.5	19.3
324110	Petroleum refineries.....	26	14,593	25,021	112,026	195	64,839	111,401	580,020	13.3	22.5	22.5	19.3
32412	Asphalt paving and roofing materials manufacturing.....	378	5,269	1,970	4,509	1,587	27,921	8,309	20,998	23.8	18.9	23.7	21.5
324121	Asphalt paving mixture and block manufacturing.....	352	3,331	1,196	2,725	1,347	15,956	4,854	12,373	26.1	20.9	24.6	22.0
324122	Asphalt shingle and coating materials manufacturing.....	26	1,938	774	1,784	240	11,965	3,455	8,625	10.8	16.2	22.4	20.7
32419	Other petroleum and coal products manufacturing.....	36	1,726	1,074	2,859	501	13,015	6,292	14,466	7.2	13.3	17.1	19.8
324191	Petroleum lubricating oil and grease manufacturing.....	27	g	D	D	400	9,986	5,255	11,418	6.8	D	D	D
324199	All other petroleum and coal products manufacturing.....	9	e	D	D	101	3,029	1,037	3,048	8.9	D	D	D

See the note at the end of the table.

Table M1.1 Number, Employment, Value Added by Manufactures, and Value of Shipments of Foreign-Owned and All U.S. Establishments, by Detailed Industry—Continues

NAICS code	Industry	Foreign-owned establishments				All U.S. establishments				Foreign-owned establishments as a percentage of all U.S. establishments ¹			
		Number of establishments	Number of employees	Millions of dollars		Number of establishments	Number of employees	Millions of dollars		Number of establishments	Number of employees	Value added by manufactures	Value of shipments
				Value added by manufactures	Value of shipments			Value added by manufactures	Value of shipments				
325	Chemical manufacturing	1,305	173,278	117,914	231,144	13,789	800,350	364,000	716,152	9.5	21.7	32.4	32.3
3251	Basic chemical manufacturing	346	32,769	21,892	68,497	2,484	152,995	84,008	226,129	13.9	21.4	26.1	30.3
32511	Petrochemical manufacturing	12	3,239	5,251	26,815	56	9,229	27,727	77,867	21.4	35.1	18.9	34.4
325110	Petrochemical manufacturing	12	3,239	5,251	26,815	56	9,229	27,727	77,867	21.4	35.1	18.9	34.4
32512	Industrial gas manufacturing	67	940	370	584	570	11,074	5,812	9,305	11.8	8.5	6.4	6.3
325120	Industrial gas manufacturing	67	940	370	584	570	11,074	5,812	9,305	11.8	8.5	6.4	6.3
32513	Synthetic dye and pigment manufacturing	35	3,436	985	1,886	199	12,824	4,269	7,984	17.6	26.8	23.1	23.6
325131	Inorganic dye and pigment manufacturing	14	1,063	419	614	95	7,396	3,102	5,526	14.7	14.4	13.5	11.1
325132	Synthetic organic dye and pigment manufacturing	21	2,373	566	1,272	104	5,428	1,167	2,458	20.2	43.7	48.5	51.7
32518	Other basic inorganic chemical manufacturing	129	10,186	4,603	7,552	714	40,634	17,054	29,632	18.1	25.1	27.0	25.5
325181	Alkalies and chlorine manufacturing	3	e	D	D	49	6,063	3,332	6,485	6.1	D	D	D
325182	Carbon black manufacturing	9	e	D	D	33	1,643	537	1,497	27.3	D	D	D
325188	All other basic inorganic chemical manufacturing	117	9,406	4,296	6,755	632	32,928	13,184	21,650	18.5	28.6	32.6	31.2
32519	Other basic organic chemical manufacturing	103	14,968	10,683	31,660	945	79,234	29,146	101,341	10.9	18.9	36.7	31.2
325191	Gum and wood chemical manufacturing	2	b	D	D	49	1,635	631	1,213	4.1	D	D	D
325192	Cyclic crude and intermediate manufacturing	7	1,883	1,710	3,883	31	3,428	3,216	6,812	22.6	54.9	53.2	57.0
325193	Ethyl alcohol manufacturing	2	b	D	D	169	6,626	4,731	13,895	1.2	D	D	D
325199	All other basic organic chemical manufacturing	92	12,940	8,922	27,630	696	67,545	20,568	79,421	13.2	19.2	43.4	34.8
3252	Resin, rubber, and artificial fibers manufacturing	141	17,135	9,174	31,461	1,338	96,485	33,538	100,865	10.5	17.8	27.4	31.2
32521	Resin and synthetic rubber manufacturing	134	16,222	9,044	31,094	1,212	79,909	30,714	92,697	11.1	20.3	29.4	33.5
325211	Plastics material and resin manufacturing	115	14,047	8,363	28,970	1,062	70,509	28,092	84,868	10.8	19.9	29.8	34.1
325212	Synthetic rubber manufacturing	19	2,175	680	2,125	150	9,400	2,622	7,829	12.7	23.1	25.9	27.1
32522	Artificial fibers and filaments manufacturing	7	913	130	366	126	16,576	2,824	8,168	5.6	5.5	4.6	4.5
325221	Cellulosic organic fiber manufacturing	1	c	D	D	15	1,430	489	960	6.7	D	D	D
325222	Noncellulosic organic fiber manufacturing	6	f	D	D	111	15,146	2,335	7,208	5.4	D	D	D
3253	Agricultural chemical manufacturing	66	6,043	3,741	7,641	904	27,838	14,155	29,155	7.3	21.7	26.4	26.2
32531	Fertilizer manufacturing	36	3,229	1,510	3,523	664	17,799	7,313	17,784	5.4	18.1	20.6	19.8
325311	Nitrogenous fertilizer manufacturing	12	690	605	1,512	159	3,997	2,710	6,158	7.5	17.3	22.3	24.6
325312	Phosphatic fertilizer manufacturing	8	2,176	812	1,757	81	6,164	2,903	7,580	9.9	35.3	28.0	23.2
325314	Fertilizer, mixing only, manufacturing	16	363	94	254	424	7,638	1,700	4,046	3.8	4.8	5.5	6.3
32532	Pesticide and other agricultural chemical manufacturing	30	2,814	2,231	4,118	240	10,039	6,841	11,372	12.5	28.0	32.6	36.2
325320	Pesticide and other agricultural chemical manufacturing	30	2,814	2,231	4,118	240	10,039	6,841	11,372	12.5	28.0	32.6	36.2
3254	Pharmaceutical and medicine manufacturing	281	70,104	62,870	83,723	2,010	248,400	141,368	188,399	14.0	28.2	44.5	44.4
32541	Pharmaceutical and medicine manufacturing	281	70,104	62,870	83,723	2,010	248,400	141,368	188,399	14.0	28.2	44.5	44.4
325411	Medicinal and botanical manufacturing	34	3,819	1,118	2,097	410	24,626	6,897	11,317	8.3	15.5	16.2	18.5
325412	Pharmaceutical preparation manufacturing	136	46,640	53,503	69,712	991	158,531	109,699	142,876	13.7	29.4	48.8	48.8
325413	In-vitro diagnostic substance manufacturing	26	7,738	3,519	5,246	259	29,080	8,660	12,408	10.0	26.6	40.6	42.3
325414	Other biological product manufacturing	85	11,907	4,730	6,668	350	36,163	16,112	21,798	24.3	32.9	29.4	30.6
3255	Paint, coating, and adhesive manufacturing	133	9,807	3,292	6,671	1,970	64,619	16,230	34,070	6.8	15.2	20.3	19.6
32551	Paint and coating manufacturing	65	4,928	1,886	3,751	1,370	42,035	11,390	23,581	4.7	11.7	16.6	15.9
325510	Paint and coating manufacturing	65	4,928	1,886	3,751	1,370	42,035	11,390	23,581	4.7	11.7	16.6	15.9
32552	Adhesive manufacturing	68	4,879	1,406	2,920	600	22,584	4,840	10,489	11.3	21.6	29.0	27.8
325520	Adhesive manufacturing	68	4,879	1,406	2,920	600	22,584	4,840	10,489	11.3	21.6	29.0	27.8
3256	Soap, cleaning compound, and toiletry manufacturing	109	19,683	11,837	22,003	2,281	106,571	51,840	91,346	4.8	18.5	22.8	24.1
32561	Soap and cleaning compound manufacturing	64	8,312	7,712	15,134	1,427	47,292	28,310	48,370	4.5	17.6	27.2	31.3
325611	Soap and other detergent manufacturing	31	5,235	5,589	7,904	713	22,933	19,370	28,585	4.3	22.8	28.9	27.7
325612	Polish and other sanitation good manufacturing	12	1,111	1,046	1,582	544	17,747	6,656	10,833	2.2	6.3	15.7	14.6
325613	Surface active agent manufacturing	21	1,966	1,077	5,648	170	6,612	2,284	8,953	12.4	29.7	47.1	63.1
32562	Toilet preparation manufacturing	45	11,371	4,125	6,869	854	59,279	23,530	42,975	5.3	19.2	17.5	16.0
325620	Toilet preparation manufacturing	45	11,371	4,125	6,869	854	59,279	23,530	42,975	5.3	19.2	17.5	16.0
3259	Other chemical product and preparation manufacturing	229	17,737	5,107	11,148	2,802	103,442	22,862	46,187	8.2	17.1	22.3	24.1
32591	Printing ink manufacturing	115	5,023	1,451	2,955	478	12,522	2,459	5,054	24.1	40.1	59.0	58.5
325910	Printing ink manufacturing	115	5,023	1,451	2,955	478	12,522	2,459	5,054	24.1	40.1	59.0	58.5
32592	Explosives manufacturing	18	1,633	233	487	83	6,532	967	1,745	21.7	25.0	24.1	27.9
325920	Explosives manufacturing	18	1,633	233	487	83	6,532	967	1,745	21.7	25.0	24.1	27.9
32599	All other chemical preparation manufacturing	96	11,081	3,423	7,706	2,241	84,388	19,435	39,389	4.3	13.1	17.6	19.6
325991	Custom compounding of purchased resins	24	2,422	532	1,653	538	19,366	3,115	8,853	4.5	12.5	17.1	18.7
325992	Photographic film and chemical manufacturing	19	3,675	1,786	3,197	442	27,852	7,633	13,234	4.3	13.2	23.4	24.2
325998	Other miscellaneous chemical product manufacturing	53	4,984	1,105	2,856	1,261	37,170	8,687	17,302	4.2	13.4	12.7	16.5
326	Plastics and rubber products manufacturing	623	101,278	14,085	34,267	14,347	848,708	98,697	209,336	4.3	11.9	14.3	16.4
3261	Plastics product manufacturing	444	56,629	8,427	19,300	12,136	700,000	81,892	170,468	3.7	8.1	10.3	11.3
32611	Plastics packaging materials, film and sheet	63	9,205	1,724	4,214	1,390	95,300	15,006	34,576	4.5	9.7	11.5	12.2
326111	Plastics bag manufacturing	8	832	104	246	378	30,217	4,078	9,390	2.1	2.8	2.6	2.6
326112	Plastics packaging film and sheet manufacturing	29	3,988	685	1,700	351	25,137	4,534	9,722	8.3	15.9	15.1	17.5
326113	Nonpackaging plastics film and sheet manufacturing	26	4,385	935	2,268	661	39,946	6,393	15,465	3.9	11.0	14.6	14.7
32612	Plastics pipe, fittings, and profile shapes	39	5,212	961	2,188	907	44,310	6,323	14,001	4.3	11.8	15.2	15.6
326121	Unlaminated plastics profile shape manufacturing	21	3,170	616	1,286	459	20,282	2,804	5,101	4.6	15.6	22.0	25.2
326122	Plastics pipe and pipe fitting manufacturing	18	2,042	345	902	448	24,028	3,519	8,900	4.0	8.5	9.8	10.1
32613	Laminated plastics plate, sheet, and shapes	6	982	131	291	257	12,802	2,046	3,715	2.3	7.7	6.4	7.8
326130	Laminated plastics plate, sheet, and shapes	6	982	131	291	257	12,802	2,046	3,715	2.3	7.7	6.4	7.8
32614	Polystyrene foam product manufacturing	48	2,908	461	901	515	29,983	3,544	8,136	9.3	9.7	13.0	11.1
326140	Polystyrene foam product manufacturing	48	2,908	461	901	515	29,983	3,544	8,136	9.3	9.7	13.0	11.1
32615	Urethane and other foam product manufacturing	25	1,668	324	688	685	35,644	4,129	9,754	3.6	4.7	7.8	7.1
326150	Urethane and other foam product manufacturing	25	1,668	324	688	685	35,644	4,129	9,754	3.6	4.7	7.8	7.1
32616	Plastics bottle manufacturing	37	3,517	759	2,015	467	34,630	5,120	11,798	7.9	10.2	14.8	17.1
326160	Plastics bottle manufacturing	37	3,517	759	2,015	467	34,630	5,120	11,798	7.9	10.2	14.8	17.1
32619	Other plastics product manufacturing	226	33,137	4,066	9,003	7,915	447,331	45,724	88,486	2.9	7.4	8.9	10.2
326191	Plastics plumbing fixture manufacturing	17	g	D	D	542	26,161	2,340	4,145	3.1	D	D	D
326192	Resilient floor covering manufacturing	2	f	D	D	62	4,663	916	1,700	3.2	D	D	D
326199	All other plastics product manufacturing	207	30,361	3,760	8,395	7,311	416,507	42,469	82,641	2.8	7.3	8.9	10.2

See the note at the end of the table.

**Table M1.1 Number, Employment, Value Added by Manufactures, and Value of Shipments
of Foreign-Owned and All U.S. Establishments, by Detailed Industry—Continues**

NAICS code	Industry	Foreign-owned establishments				All U.S. establishments				Foreign-owned establishments as a percentage of all U.S. establishments ¹			
		Number of establish- ments	Number of employees	Millions of dollars		Number of establish- ments	Number of employees	Millions of dollars		Number of establish- ments	Number of employees	Value added by manufactures	Value of shipments
				Value added by manufactures	Value of shipments			Value added by manufactures	Value of shipments				
3262	Rubber product manufacturing.....	179	44,649	5,658	14,967	2,211	148,708	16,804	38,868	8.1	30.0	33.7	38.5
32621	Tire manufacturing.....	66	23,965	3,224	8,883	660	57,689	7,151	18,318	10.0	41.5	45.1	48.5
326211	Tire manufacturing, except retreading.....	31	j	D	D	137	49,715	6,554	16,686	22.6	D	D	D
326212	Tire retreading.....	35	f	D	D	523	7,974	598	1,633	6.7	D	D	D
32622	Rubber and plastics hose and belting manufacturing.....	32	6,172	688	1,370	268	19,965	2,260	4,478	11.9	30.9	30.4	30.6
326220	Rubber and plastics hose and belting manufacturing.....	32	6,172	688	1,370	268	19,965	2,260	4,478	11.9	30.9	30.4	30.6
32629	Other rubber product manufacturing.....	81	14,512	1,746	4,713	1,283	71,054	7,393	16,071	6.3	20.4	23.6	29.3
326291	Rubber product manufacturing for mechanical use.....	47	9,655	1,105	2,308	499	35,933	3,819	7,408	9.4	26.9	28.9	31.2
326299	All other rubber product manufacturing.....	34	4,857	641	2,405	784	35,121	3,574	8,663	4.3	13.8	17.9	27.8
327	Nonmetallic mineral product manufacturing.....	2,397	99,367	22,753	39,335	17,557	478,548	72,610	127,979	13.7	20.8	31.3	30.7
3271	Clay product and refractory manufacturing.....	90	8,381	1,176	1,810	1,486	47,868	5,548	8,658	6.1	17.5	21.2	20.9
32711	Pottery, ceramics, and plumbing fixture manufacturing.....	8	829	107	182	803	17,322	1,557	2,445	1.0	4.8	6.9	7.4
327112	Vitreous china and earthenware articles manufacturing.....	4	e	D	D	662	7,630	560	747	0.6	D	D	D
327113	Porcelain electrical supply manufacturing.....	4	e	D	D	113	5,278	541	880	3.5	D	D	D
32712	Clay building material and refractories manufacturing.....	82	7,552	1,069	1,628	683	30,546	3,990	6,213	12.0	24.7	26.8	26.2
327121	Brick and structural clay tile manufacturing.....	55	3,815	543	787	200	12,243	1,434	2,037	27.5	31.2	37.9	38.6
327122	Ceramic wall and floor tile manufacturing.....	6	1,189	161	217	185	6,321	751	1,075	3.2	18.8	21.4	20.2
327123	Other structural clay product manufacturing.....	1	c	D	D	53	1,628	178	242	1.9	D	D	D
327124	Clay refractory manufacturing.....	7	e	D	D	137	4,332	566	1,090	5.1	D	D	D
327125	Nonclay refractory manufacturing.....	13	2,037	305	470	108	6,022	1,061	1,769	12.0	33.8	28.8	26.6
3272	Glass and glass product manufacturing.....	144	24,083	3,479	6,581	2,078	98,897	13,004	23,338	6.9	24.4	26.8	28.2
32721	Glass and glass product manufacturing.....	144	24,083	3,479	6,581	2,078	98,897	13,004	23,338	6.9	24.4	26.8	28.2
327211	Flat glass manufacturing.....	11	h	D	D	44	9,859	1,687	3,274	25.0	D	D	D
327212	Other pressed and blown glass and glassware.....	25	i	D	D	531	22,731	2,998	4,877	4.7	D	D	D
327213	Glass container manufacturing.....	18	4,698	916	1,627	63	14,736	2,837	4,868	28.6	31.9	32.3	33.4
327215	Glass product manufacturing made of purchased glass.....	90	11,247	1,332	2,782	1,440	51,571	5,482	10,319	6.3	21.8	24.3	27.0
3273	Cement and concrete product manufacturing.....	1,996	53,924	14,711	25,028	10,090	232,444	37,394	67,212	19.8	23.2	39.3	37.2
32731	Cement manufacturing.....	126	12,330	4,918	7,688	297	17,833	6,579	10,511	42.4	69.1	74.8	73.1
327310	Cement manufacturing.....	126	12,330	4,918	7,688	297	17,833	6,579	10,511	42.4	69.1	74.8	73.1
32732	Ready-mix concrete manufacturing.....	1,429	23,273	6,041	11,601	6,135	109,127	17,367	34,837	23.3	21.3	34.8	33.3
327320	Ready-mix concrete manufacturing.....	1,429	23,273	6,041	11,601	6,135	109,127	17,367	34,837	23.3	21.3	34.8	33.3
32733	Concrete pipe, brick, and block manufacturing.....	311	9,417	2,234	3,387	1,304	36,583	5,755	9,650	23.8	25.7	38.8	35.1
327331	Concrete block and brick manufacturing.....	171	4,814	1,099	1,761	914	23,825	3,578	6,243	18.7	20.2	30.7	28.2
327332	Concrete pipe manufacturing.....	140	4,603	1,135	1,626	390	12,758	2,177	3,406	35.9	36.1	52.1	47.7
32739	Other concrete product manufacturing.....	130	8,904	1,519	2,352	2,354	68,901	7,694	12,214	5.5	12.9	19.7	19.3
327390	Other concrete product manufacturing.....	130	8,904	1,519	2,352	2,354	68,901	7,694	12,214	5.5	12.9	19.7	19.3
3274	Lime and gypsum product manufacturing.....	48	3,140	902	1,805	346	16,202	3,640	7,603	13.9	19.4	24.8	23.7
32741	Lime manufacturing.....	37	g	D	D	82	4,326	1,024	1,866	45.1	D	D	D
327410	Lime manufacturing.....	37	g	D	D	82	4,326	1,024	1,866	45.1	D	D	D
32742	Gypsum product manufacturing.....	11	g	D	D	264	11,876	2,616	5,737	4.2	D	D	D
327420	Gypsum product manufacturing.....	11	g	D	D	264	11,876	2,616	5,737	4.2	D	D	D
3279	Other nonmetallic mineral products.....	119	9,839	2,484	4,111	3,557	83,137	13,024	21,167	3.3	11.8	19.1	19.4
32791	Abrasive product manufacturing.....	26	3,600	567	1,029	334	14,202	3,025	4,535	7.8	25.3	18.7	22.7
327910	Abrasive product manufacturing.....	26	3,600	567	1,029	334	14,202	3,025	4,535	7.8	25.3	18.7	22.7
32799	All other nonmetallic mineral products manufacturing.....	93	6,239	1,917	3,082	3,223	68,935	9,999	16,632	2.9	9.1	19.2	18.5
327991	Cut stone and stone product manufacturing.....	7	e	D	D	2,210	34,154	2,665	4,199	0.3	D	D	D
327992	Ground or treated minerals and earths manufacturing.....	30	1,997	834	1,375	264	6,649	1,927	3,131	11.4	30.0	43.3	43.9
327993	Mineral wool manufacturing.....	11	2,329	590	965	301	18,331	3,612	5,982	3.7	12.7	16.3	16.1
327999	Miscellaneous nonmetallic mineral products.....	45	g	D	D	448	9,801	1,795	3,320	10.0	D	D	D
331	Primary metal manufacturing.....	327	85,705	22,796	64,924	4,720	438,825	88,388	256,851	6.9	19.5	25.8	25.3
3311	Iron and steel mills and ferroalloy manufacturing.....	71	40,831	13,141	36,926	372	108,456	37,095	101,609	19.1	37.6	35.4	36.3
33111	Iron and steel mills and ferroalloy manufacturing.....	71	40,831	13,141	36,926	372	108,456	37,095	101,609	19.1	37.6	35.4	36.3
331111	Iron and steel mills.....	67	40,443	12,998	36,644	352	106,312	36,512	100,289	19.0	38.0	35.6	36.5
331112	Ferroalloy and related product manufacturing.....	4	388	143	283	20	2,144	583	1,320	20.0	18.1	24.5	21.4
3312	Steel product manufacturing from purchased steel.....	96	12,383	2,190	7,253	624	48,571	7,420	22,943	15.4	25.5	29.5	31.6
33121	Iron, steel pipe and tube from purchase steel.....	36	6,420	1,147	3,597	186	21,690	3,549	10,262	19.4	29.6	32.3	35.1
331210	Iron, steel pipe and tube from purchase steel.....	36	6,420	1,147	3,597	186	21,690	3,549	10,262	19.4	29.6	32.3	35.1
33122	Rolling and drawing of purchased steel.....	60	5,963	1,043	3,656	438	26,881	3,871	12,680	13.7	22.2	26.9	28.8
331221	Rolling and drawing of purchased steel.....	22	2,459	414	2,159	150	10,402	1,703	6,992	14.7	23.6	24.3	30.9
331222	Steel wire drawing.....	38	3,504	629	1,497	288	16,479	2,168	5,688	13.2	21.3	29.0	26.3
3313	Alumina and aluminum production.....	46	9,237	1,890	6,396	578	61,296	11,084	41,808	8.0	15.1	17.1	15.3
33131	Alumina and aluminum production.....	46	9,237	1,890	6,396	578	61,296	11,084	41,808	8.0	15.1	17.1	15.3
331311	Alumina refining.....	2	f	D	D	12	1,575	360	1,319	16.7	D	D	D
331312	Primary aluminum production.....	9	2,791	667	2,022	48	9,167	2,514	6,537	18.8	30.4	26.5	30.9
331314	Secondary smelting and alloying of aluminum.....	11	886	186	834	134	7,468	1,688	7,823	8.2	11.9	11.0	10.7
331315	Aluminum sheet, plate, and foil manufacturing.....	9	2,346	697	1,982	116	17,540	3,875	17,344	7.8	13.4	18.0	11.4
331316	Aluminum extruded product manufacturing.....	14	2,188	225	647	197	23,113	2,271	7,570	7.1	9.5	9.9	8.5
331319	Other aluminum rolling and drawing.....	1	e	D	D	71	2,433	376	1,213	1.4	D	D	D
3314	Other nonferrous metal production.....	68	9,601	3,657	10,329	1,007	65,372	15,202	57,461	6.8	14.7	24.1	18.0
33141	Other nonferrous metal production.....	22	3,180	2,236	5,145	192	10,377	4,667	13,537	11.5	30.6	47.9	38.0
331411	Primary smelting and refining of copper.....	2	e	D	D	10	1,732	D	7,562	20.0	D	D	D
331419	Primary nonferrous metal, except Cu and Al.....	20	h	D	D	182	8,645	D	5,974	11.0	D	D	D
33142	Rolled, drawn, extruded, and alloyed copper.....	17	3,213	483	2,569	268	25,602	4,043	25,633	6.3	12.5	11.9	10.0
331421	Copper rolling, drawing, and extruding.....	10	2,365	381	2,145	116	13,709	1,957	16,766	8.6	17.3	19.5	12.8
331422	Copper wire, except mechanical, drawing.....	5	f	D	D	125	10,942	1,864	7,805	4.0	D	D	D
331423	Secondary processing of copper.....	2	b	D	D	27	951	222	1,063	7.4	D	D	D
33149	Nonferrous metal, except Cu and Al, shaping.....	29	3,208	938	2,615	547	29,393	6,492	18,291	5.3	10.9	14.4	14.3
331491	Nonferrous metal, except Cu and Al, shaping.....	11	1,275	224	974	314	18,318	3,665	9,962	3.5	7.0	6.1	9.8
331492	Secondary processing of other nonferrous metal.....	18	1,933	715	1,641	233	11,075	2,827	8,329	7.7	17.5	25.3	19.7
3315	Foundries.....	46	13,653	1,917	4,019	2,139	155,130	17,587	33,031	2.2	8.8	10.9	12.2
33151	Ferrous metal foundries.....	22	6,613	962	1,952	824	85,879	10,395	19,176	2.7	7.7	9.3	10.2
331511	Iron foundries.....	15	5,322	790	1,615	468	51,309	5,918	11,760	3.2	10.4	13.3	13.7
331512	Steel investment foundries.....	4	547	62	81	134	16,650	2,356	3,453	3.0	3.3	2.6	2.3
331513	Steel foundries, except investment.....	3	744	110	257	222	17,920	2,121	3,963	1.4	4.2	5.2	6.5

See the note at the end of the table.

Table M1.1 Number, Employment, Value Added by Manufactures, and Value of Shipments of Foreign-Owned and All U.S. Establishments, by Detailed Industry—Continues

NAICS code	Industry	Foreign-owned establishments				All U.S. establishments				Foreign-owned establishments as a percentage of all U.S. establishments ¹			
		Number of establishments	Number of employees	Millions of dollars		Number of establishments	Number of employees	Millions of dollars		Number of establishments	Number of employees	Value added by manufactures	Value of shipments
				Value added by manufactures	Value of shipments			Value added by manufactures	Value of shipments				
33152	Nonferrous metal foundries	24	7,040	954	2,067	1,315	69,251	7,192	13,855	1.8	10.2	13.3	14.9
331521	Aluminum die-casting foundries	9	3,800	464	1,132	295	28,101	2,726	5,960	3.1	13.5	17.0	19.0
331522	Nonferrous, except Al, die-casting foundries	2	f	D	D	162	6,786	708	1,388	1.2	D	D	D
331524	Aluminum foundries, except die-casting	6	1,769	266	475	497	22,116	2,313	3,928	1.2	8.0	11.5	12.1
331525	Copper foundries, except die-casting	4	e	D	D	239	6,953	829	1,500	1.7	D	D	D
331528	Other nonferrous foundries, except die-casting	3	519	90	173	122	5,295	616	1,079	2.5	9.8	14.6	16.0
332	Fabricated metal product manufacturing	835	110,666	18,985	38,406	60,895	1,611,975	185,333	345,167	1.4	6.9	10.2	11.1
3321	Forging and stamping	76	11,145	1,976	4,660	2,767	126,543	15,562	33,511	2.7	8.8	12.7	13.9
33211	Forging and stamping	76	11,145	1,976	4,660	2,767	126,543	15,562	33,511	2.7	8.8	12.7	13.9
332111	Iron and steel forging	19	2,708	460	987	412	24,288	3,488	7,654	4.6	11.1	13.2	12.9
332112	Nonferrous forging	5	g	D	D	74	8,078	1,545	2,976	6.8	D	D	D
332114	Custom roll forming	21	2,558	688	2,181	480	20,948	2,952	8,110	4.4	12.2	23.3	26.9
332115	Crown and closure manufacturing	2	c	D	D	57	3,434	490	1,163	3.5	D	D	D
332116	Metal stamping	16	2,192	433	661	1,603	60,510	6,183	11,754	1.0	3.6	7.0	5.6
332117	Powder metallurgy part manufacturing	13	2,520	242	443	141	9,285	905	1,853	9.2	27.1	26.7	23.9
3322	Cutlery and handtool manufacturing	31	3,901	800	1,347	1,513	50,716	6,799	11,009	2.0	7.7	11.8	12.2
33221	Cutlery and handtool manufacturing	31	3,901	800	1,347	1,513	50,716	6,799	11,009	2.0	7.7	11.8	12.2
332211	Cutlery and flatware, except precious, manufacturing	6	e	D	D	136	4,773	1,067	1,471	4.4	D	D	D
332212	Hand and edge tool manufacturing	20	2,803	451	733	1,173	35,225	4,167	6,681	1.7	8.0	10.8	11.0
332213	Saw blade and handsaw manufacturing	5	f	D	D	132	6,872	942	1,491	3.8	D	D	D
3323	Architectural and structural metals manufacturing	188	24,209	3,314	7,293	14,225	425,073	44,768	91,084	1.3	5.7	7.4	8.0
33231	Plate work and fabricated structural products	90	10,776	1,871	4,149	5,883	183,644	22,307	46,824	1.5	5.9	8.4	8.9
332311	Prefabricated metal buildings and components	20	2,529	309	831	818	30,168	3,227	7,511	2.4	8.4	9.6	11.1
332312	Fabricated structural metal manufacturing	65	7,559	1,406	3,008	3,698	116,311	15,453	32,547	1.8	6.5	9.1	9.2
332313	Plate work manufacturing	5	688	156	310	1,367	37,165	3,627	6,766	0.4	1.9	4.3	4.6
33232	Ornamental and architectural metal products	98	13,433	1,443	3,144	8,342	241,429	22,461	44,260	1.2	5.6	6.4	7.1
332321	Metal window and door manufacturing	41	7,036	808	1,723	1,335	75,889	6,532	14,146	3.1	9.3	12.4	12.2
332322	Sheet metal work manufacturing	45	h	D	D	4,469	122,371	11,563	22,129	1.0	D	D	D
332323	Ornamental and architectural metal work manufacturing	12	g	D	D	2,538	43,169	4,366	7,985	0.5	D	D	D
3324	Boiler, tank, and shipping container manufacturing	59	10,194	2,146	4,881	1,560	92,658	13,826	31,704	3.8	11.0	15.5	15.4
33241	Power boiler and heat exchanger manufacturing	16	5,608	936	1,538	305	22,624	3,173	5,787	5.2	24.8	29.5	26.6
332410	Power boiler and heat exchanger manufacturing	16	5,608	936	1,538	305	22,624	3,173	5,787	5.2	24.8	29.5	26.6
33242	Metal tank, heavy gauge, manufacturing	16	1,650	412	629	689	37,246	4,449	8,695	2.3	4.4	9.3	7.2
332420	Metal tank, heavy gauge, manufacturing	16	1,650	412	629	689	37,246	4,449	8,695	2.3	4.4	9.3	7.2
33243	Metal can, box, and other container manufacturing	27	2,936	797	2,714	566	32,788	6,203	17,222	4.8	9.0	12.8	15.8
332431	Metal can manufacturing	24	2,673	778	2,664	189	19,089	4,680	13,666	12.7	14.0	16.6	19.5
332439	Other metal container manufacturing	3	263	19	51	377	13,699	1,523	3,556	0.8	1.9	1.2	1.4
3325	Hardware manufacturing	44	11,235	1,823	3,065	777	39,347	5,205	9,587	5.7	28.6	35.0	32.0
33251	Hardware manufacturing	44	11,235	1,823	3,065	777	39,347	5,205	9,587	5.7	28.6	35.0	32.0
332510	Hardware manufacturing	44	11,235	1,823	3,065	777	39,347	5,205	9,587	5.7	28.6	35.0	32.0
3326	Spring and wire product manufacturing	35	3,229	379	1,084	1,580	50,455	4,894	9,603	2.2	6.4	7.7	11.3
33261	Spring and wire product manufacturing	35	3,229	379	1,084	1,580	50,455	4,894	9,603	2.2	6.4	7.7	11.3
332611	Spring, heavy gauge, manufacturing	7	677	96	284	109	4,135	422	934	6.4	16.4	22.7	30.4
332612	Spring, light gauge, manufacturing	5	1,195	121	364	344	14,891	1,540	2,787	1.5	8.0	7.9	13.1
332618	Other fabricated wire product manufacturing	23	1,357	162	437	1,127	31,429	2,932	5,882	2.0	4.3	5.5	7.4
3327	Machine shops and threaded product manufacturing	116	12,029	1,680	3,039	25,446	403,174	38,994	60,974	0.5	3.0	4.3	5.0
33271	Machine shops	65	4,944	702	1,082	21,212	263,993	24,117	36,454	0.3	1.9	2.9	3.0
332710	Machine shops	65	4,944	702	1,082	21,212	263,993	24,117	36,454	0.3	1.9	2.9	3.0
33272	Turned product and screw, nut, and bolt manufacturing ..	51	7,085	978	1,957	4,234	139,181	14,877	24,520	1.2	5.1	6.6	8.0
332721	Precision turned product manufacturing	29	3,965	512	1,061	3,355	98,034	9,431	14,883	0.9	4.0	5.4	7.1
332722	Bolt, nut, screw, rivet, and washer manufacturing	22	3,120	466	896	879	41,147	5,446	9,637	2.5	7.6	8.6	9.3
3328	Coating, engraving, and heat treating metals	126	6,227	2,312	4,468	6,178	140,423	15,858	26,620	2.0	4.4	14.6	16.8
33281	Coating, engraving, and heat treating metals	126	6,227	2,312	4,468	6,178	140,423	15,858	26,620	2.0	4.4	14.6	16.8
332811	Metal heat treating	53	2,111	378	492	868	24,687	3,349	4,990	6.1	8.6	11.3	9.9
332812	Metal coating and nonprecious engraving	39	3,550	1,836	3,715	2,579	55,977	7,756	14,447	2.3	6.3	23.7	25.7
332813	Electroplating, anodizing, and coloring metal	14	566	98	261	2,731	59,759	4,754	7,183	0.5	0.9	2.1	3.6
3329	Other fabricated metal product manufacturing	160	28,497	4,555	8,568	6,849	283,586	39,426	71,074	2.3	10.0	11.6	12.1
33291	Metal valve manufacturing	58	10,851	1,828	3,500	1,273	102,533	16,313	29,174	4.6	10.6	11.2	12.0
332911	Industrial valve manufacturing	24	3,880	742	1,292	481	38,745	6,482	11,002	5.0	10.0	11.4	11.7
332912	Fluid power valve and hose fitting manufacturing	21	5,122	623	1,417	384	34,996	4,749	8,640	5.5	14.6	13.1	16.4
332913	Plumbing fixture fitting and trim manufacturing	4	200	236	296	138	11,245	2,305	4,424	2.9	1.8	10.2	6.7
332919	Other metal valve and pipe fitting manufacturing	9	1,649	226	496	270	17,547	2,777	5,109	3.3	9.4	8.1	9.7
33299	All other fabricated metal product manufacturing	102	17,646	2,727	5,068	5,576	181,053	23,113	41,900	1.8	9.7	11.8	12.1
332991	Ball and roller bearing manufacturing	36	9,115	1,281	2,395	184	27,173	4,534	7,547	19.6	33.5	28.3	31.7
332992	Small arms ammunition manufacturing	1	b	D	D	107	9,644	1,461	2,339	0.9	D	D	D
332994	Small arms manufacturing	4	g	D	D	224	11,399	1,814	2,742	1.8	D	D	D
332995	Other ordnance and accessories manufacturing	6	g	D	D	91	4,711	708	1,515	6.6	D	D	D
332996	Fabricated pipe and pipe fitting manufacturing	21	1,972	270	583	785	31,851	3,877	7,541	2.7	6.2	7.0	7.7
332997	Industrial pattern manufacturing	2	b	D	D	431	4,788	409	572	0.5	D	D	D
332999	Miscellaneous fabricated metal product manufacturing	32	3,336	459	939	3,636	81,204	8,394	16,570	0.9	4.1	5.5	5.7
333	Machinery manufacturing	842	142,774	21,983	56,859	26,415	1,152,853	165,788	350,499	3.2	12.4	13.3	16.2
3331	Agriculture, construction, and mining machinery manufacturing	117	32,797	5,602	17,761	3,038	206,734	36,051	88,479	3.9	15.9	15.5	20.1
33311	Agricultural implement manufacturing	33	14,504	2,295	7,174	1,313	75,257	12,970	29,993	2.5	19.3	17.7	23.9
333111	Farm machinery and equipment manufacturing	21	5,734	1,198	3,462	1,153	54,713	10,265	21,729	1.8	10.5	11.7	15.9
333112	Lawn and garden equipment manufacturing	12	8,770	1,097	3,712	160	20,544	2,705	8,264	7.5	42.7	40.6	44.9
33312	Construction machinery manufacturing	41	11,425	2,449	8,153	825	72,467	13,037	37,459	5.0	15.8	18.8	21.8
333120	Construction machinery manufacturing	41	11,425	2,449	8,153	825	72,467	13,037	37,459	5.0	15.8	18.8	21.8
33313	Mining and oil and gas field machinery manufacturing ..	43	6,868	858	2,434	900	59,010	10,043	21,028	4.8	11.6	8.5	11.6
333131	Mining machinery and equipment manufacturing	9	1,011	170	487	236	10,925	1,706	3,289	3.8	9.3	10.0	14.8
333132	Oil and gas field machinery and equipment	34	5,857	689	1,947	664	48,085	8,337	17,739	5.1	12.2	8.3	11.0

See the note at the end of the table.

**Table M1.1 Number, Employment, Value Added by Manufactures, and Value of Shipments
of Foreign-Owned and All U.S. Establishments, by Detailed Industry—Continues**

NAICS code	Industry	Foreign-owned establishments				All U.S. establishments				Foreign-owned establishments as a percentage of all U.S. establishments ¹			
		Number of establish- ments	Number of employees	Millions of dollars		Number of establish- ments	Number of employees	Millions of dollars		Number of establish- ments	Number of employees	Value added by manufactures	Value of shipments
				Value added by manufactures	Value of shipments			Value added by manufactures	Value of shipments				
3332	Industrial machinery manufacturing	130	13,537	1,948	4,257	3,963	137,511	21,519	39,640	3.3	9.8	9.1	10.7
33322	Plastics and rubber industry machinery	18	1,246	152	347	524	17,400	1,868	3,677	3.4	7.2	8.1	9.4
333220	Plastics and rubber industry machinery	18	1,246	152	347	524	17,400	1,868	3,677	3.4	7.2	8.1	9.4
33329	Other industrial machinery manufacturing	112	12,291	1,796	3,910	3,163	114,667	19,053	34,948	3.5	10.7	9.4	11.2
333291	Paper industry machinery manufacturing	20	1,969	307	701	255	10,064	1,335	2,548	7.8	19.6	23.0	27.5
333292	Textile machinery manufacturing	4	409	35	61	327	6,146	563	1,088	1.2	6.7	6.2	5.6
333293	Printing machinery and equipment manufacturing	16	2,401	344	755	436	13,155	1,567	3,127	3.7	18.3	22.0	24.1
333294	Food product machinery manufacturing	12	1,553	260	492	514	17,593	2,419	4,244	2.3	8.8	10.7	11.6
333295	Semiconductor machinery manufacturing	16	2,567	433	924	225	25,066	7,942	14,288	7.1	10.2	5.5	6.5
333298	All other industrial machinery manufacturing	44	3,392	417	978	1,406	42,643	5,227	9,654	3.1	8.0	8.0	10.1
3333	Commercial and service industry machinery	82	12,133	2,260	4,426	2,166	87,687	12,130	22,941	3.8	13.8	18.6	19.3
33331	Commercial and service industry machinery	82	12,133	2,260	4,426	2,166	87,687	12,130	22,941	3.8	13.8	18.6	19.3
333311	Automatic vending machine manufacturing	2	c	D	D	90	4,809	432	1,156	2.2	D	D	D
333312	Commercial laundry and drycleaning machinery	1	g	D	D	46	4,346	406	850	2.2	D	D	D
333313	Office machinery manufacturing	3	f	D	D	98	6,340	1,158	2,102	3.1	D	D	D
333314	Optical instrument and lens manufacturing	14	1,422	201	324	437	17,561	2,431	4,158	3.2	8.1	8.3	7.8
333315	Photographic and photocopying equipment manufacturing	8	1,233	637	1,247	230	5,822	1,257	2,202	3.5	21.2	50.7	56.6
333319	Other commercial and service machinery manufacturing	54	7,375	1,172	2,393	1,265	48,809	6,445	12,472	4.3	15.1	18.2	19.2
3334	HVAC and commercial refrigeration equipment	92	19,924	2,119	4,891	1,860	148,879	18,962	40,504	4.9	13.4	11.2	12.1
33341	HVAC and commercial refrigeration equipment	92	19,924	2,119	4,891	1,860	148,879	18,962	40,504	4.9	13.4	11.2	12.1
333411	Air purification equipment manufacturing	19	1,647	172	333	370	17,950	1,877	3,392	5.1	9.2	9.2	9.8
333412	Industrial and commercial fan and blower manufacturing	5	739	60	125	160	9,986	1,091	1,962	3.1	7.4	5.5	6.4
333414	Heating equipment, except warm air furnaces	7	924	184	320	428	19,449	2,825	5,113	1.6	4.8	6.5	6.3
333415	AC, refrigeration, and forced air heating	61	16,614	1,702	4,113	902	101,494	13,169	30,037	6.8	16.4	12.9	13.7
3335	Metalworking machinery manufacturing	117	11,735	1,577	3,584	7,902	168,517	17,184	28,970	1.5	7.0	9.2	12.4
33351	Metalworking machinery manufacturing	117	11,735	1,577	3,584	7,902	168,517	17,184	28,970	1.5	7.0	9.2	12.4
333511	Industrial mold manufacturing	17	f	D	D	2,000	40,340	3,712	5,535	0.9	D	D	D
333512	Metal cutting machine tool manufacturing	14	2,235	460	1,067	389	21,501	2,902	5,621	3.6	10.4	15.8	19.0
333513	Metal forming machine tool manufacturing	4	438	61	129	198	7,454	841	1,521	2.0	5.9	7.2	8.5
333514	Special tool, die, jig, and fixture manufacturing	30	2,885	339	1,047	3,080	51,458	4,719	7,834	1.0	5.6	7.2	13.4
333515	Cutting tool and machine tool accessory manufacturing	28	3,218	384	687	1,812	34,932	3,494	5,389	1.5	9.2	11.0	12.7
333516	Rolling mill machinery and equipment manufacturing	2	c	D	D	61	2,782	390	783	3.3	D	D	D
333518	Other metalworking machinery manufacturing	22	2,124	246	521	362	10,050	1,125	2,286	6.1	21.1	21.9	22.8
3336	Turbine and power transmission equipment manufacturing	73	17,820	2,486	8,399	997	101,428	16,078	42,103	7.3	17.6	15.5	19.9
33361	Turbine and power transmission equipment manufacturing	73	17,820	2,486	8,399	997	101,428	16,078	42,103	7.3	17.6	15.5	19.9
333611	Turbine and turbine generator set units manufacturing	34	5,709	861	1,964	178	23,520	3,803	8,949	19.1	24.3	22.6	21.9
333612	Speed changer, drive, and gear manufacturing	3	1,319	220	371	241	14,251	2,012	3,440	1.2	9.3	10.9	10.8
333613	Mechanical power transmission equipment manufacturing	10	2,151	293	702	245	16,334	2,357	4,236	4.1	13.2	12.4	16.6
333618	Other engine equipment manufacturing	26	8,641	1,112	5,362	333	47,323	7,905	25,477	7.8	18.3	14.1	21.0
3339	Other general purpose machinery manufacturing	231	34,828	5,991	13,542	6,489	302,097	43,864	87,863	3.6	11.5	13.7	15.4
33391	Pump and compressor manufacturing	42	6,282	1,116	2,674	920	63,461	11,913	23,238	4.6	9.9	9.4	11.5
333911	Pump and pumping equipment manufacturing	24	3,276	573	1,355	538	34,405	6,792	12,177	4.5	9.5	8.4	11.1
333912	Air and gas compressor manufacturing	17	h	D	D	345	24,815	4,494	9,792	4.9	D	D	D
333913	Measuring and dispensing pump manufacturing	1	a	D	D	37	4,241	627	1,270	2.7	D	D	D
33392	Material handling equipment manufacturing	77	11,100	1,940	4,645	1,795	95,481	12,869	28,195	4.3	11.6	15.1	16.5
333921	Elevator and moving stairway manufacturing	17	3,064	435	1,060	186	9,504	1,288	2,640	9.1	32.2	33.8	40.2
333922	Conveyor and conveying equipment manufacturing	26	2,932	379	811	853	35,349	4,150	7,852	3.0	8.3	9.1	10.3
333923	Overhead cranes, hoists, and monorail systems	18	905	157	354	348	23,945	4,085	8,424	5.2	3.8	3.8	4.2
333924	Industrial truck, trailer, and stacker manufacturing	16	4,199	968	2,420	408	26,683	3,345	9,279	3.9	15.7	28.9	26.1
33399	All other general purpose machinery manufacturing	112	17,446	2,935	6,222	3,774	143,155	19,082	36,430	3.0	12.2	15.4	17.1
333991	Power-driven handtool manufacturing	15	2,273	506	992	159	8,141	1,454	2,594	9.4	27.9	34.8	38.2
333992	Welding and soldering equipment manufacturing	13	2,624	471	855	306	15,758	2,522	5,513	4.2	16.7	18.7	15.5
333993	Packaging machinery manufacturing	19	2,461	412	908	586	19,932	2,492	4,671	3.2	12.3	16.5	19.4
333994	Industrial process furnace and oven manufacturing	3	c	D	D	348	11,609	1,316	2,384	0.9	D	D	D
333995	Fluid power cylinder and actuator manufacturing	7	557	66	138	324	20,167	2,627	5,181	2.2	2.8	2.5	2.7
333996	Fluid power pump and motor manufacturing	10	2,814	542	1,236	156	12,885	1,961	3,894	6.4	21.8	27.6	31.7
333997	Scale and balance, except laboratory, manufacturing	3	f	D	D	94	3,606	385	745	3.2	D	D	D
333999	Miscellaneous general purpose machinery manufacturing	42	5,948	851	1,897	1,801	51,057	6,325	11,448	2.3	11.6	13.5	16.6
334	Computer and electronic product manufacturing	509	134,513	27,025	51,348	14,602	1,061,108	234,557	395,729	3.5	12.7	11.5	13.0
3341	Computer and peripheral equipment manufacturing	28	8,262	1,365	2,902	1,294	90,670	34,306	65,389	2.2	9.1	4.0	4.4
33411	Computer and peripheral equipment manufacturing	28	8,262	1,365	2,902	1,294	90,670	34,306	65,389	2.2	9.1	4.0	4.4
334111	Electronic computer manufacturing	7	f	D	D	425	36,490	23,359	44,092	1.6	D	D	D
334112	Computer storage device manufacturing	4	3,698	559	1,034	126	16,563	4,165	8,517	3.2	22.3	13.4	12.1
334113	Computer terminal manufacturing	3	e	D	D	43	1,742	255	433	7.0	D	D	D
334119	Other computer peripheral equipment manufacturing	14	3,478	634	1,273	700	35,875	6,526	12,347	2.0	9.7	9.7	10.3
3342	Communications equipment manufacturing	65	11,967	3,995	6,467	1,789	145,490	35,965	65,415	3.6	8.2	11.1	9.9
33421	Telephone apparatus manufacturing	13	2,829	808	1,167	398	32,941	9,741	19,726	3.3	8.6	8.3	5.9
334210	Telephone apparatus manufacturing	13	2,829	808	1,167	398	32,941	9,741	19,726	3.3	8.6	8.3	5.9
33422	Broadcast and wireless communications equipment	36	6,157	2,866	4,687	939	95,131	23,478	40,830	3.8	6.5	12.2	11.5
334220	Broadcast and wireless communications equipment	36	6,157	2,866	4,687	939	95,131	23,478	40,830	3.8	6.5	12.2	11.5
33429	Other communications equipment manufacturing	16	2,981	320	613	452	17,418	2,745	4,858	3.5	17.1	11.7	12.6
334290	Other communications equipment manufacturing	16	2,981	320	613	452	17,418	2,745	4,858	3.5	17.1	11.7	12.6
3343	Audio and video equipment manufacturing	14	4,533	1,262	3,463	492	16,318	3,481	7,550	2.8	27.8	36.3	45.9
33431	Audio and video equipment manufacturing	14	4,533	1,262	3,463	492	16,318	3,481	7,550	2.8	27.8	36.3	45.9
334310	Audio and video equipment manufacturing	14	4,533	1,262	3,463	492	16,318	3,481	7,550	2.8	27.8	36.3	45.9
3344	Semiconductor and electronic component manufacturing	147	42,040	7,911	13,799	4,848	371,623	77,125	122,720	3.0	11.3	10.3	11.2

See the note at the end of the table.

**Table M1.1 Number, Employment, Value Added by Manufactures, and Value of Shipments
of Foreign-Owned and All U.S. Establishments, by Detailed Industry—Continues**

NAICS code	Industry	Foreign-owned establishments				All U.S. establishments				Foreign-owned establishments as a percentage of all U.S. establishments ¹			
		Number of establish- ments	Number of employees	Millions of dollars		Number of establish- ments	Number of employees	Millions of dollars		Number of establish- ments	Number of employees	Value added by manufactures	Value of shipments
				Value added by manufactures	Value of shipments			Value added by manufactures	Value of shipments				
33441	Semiconductor and electronic component manufacturing	147	42,400	7,911	13,799	4,848	371,623	77,125	122,720	3.0	11.3	10.3	11.2
334411	Electron tube manufacturing	3	g	D	D	86	6,415	759	1,149	3.5	D	D	D
334412	Bare printed circuit board manufacturing	7	833	76	157	716	39,029	3,364	6,677	1.0	2.1	2.3	2.4
334413	Semiconductors and related device manufacturing	49	18,725	4,030	7,481	972	146,152	53,688	72,401	5.0	12.8	7.5	10.3
334414	Electronic capacitor manufacturing	7	2,234	355	549	77	6,642	705	1,097	9.1	33.6	50.4	50.1
334415	Electronic resistor manufacturing	7	912	110	172	66	4,568	374	596	10.6	20.0	29.4	28.9
334416	Electronic coils, transformers, and inductors	1	c	D	D	316	11,689	963	1,851	0.3	D	D	D
334417	Electronic connector manufacturing	21	6,356	1,165	1,621	235	23,128	3,072	4,831	8.9	27.5	37.9	33.6
334418	Printed circuit assembly manufacturing	17	5,020	1,060	2,238	1,021	78,430	7,762	23,806	1.7	6.4	13.7	9.4
334419	Other electronic component manufacturing	35	6,528	1,038	1,445	1,359	55,570	6,438	10,311	2.6	11.7	16.1	14.0
3345	Electronic instrument manufacturing	233	54,655	11,284	21,432	5,360	407,741	80,477	128,206	4.3	13.4	14.0	16.7
33451	Electronic instrument manufacturing	233	54,655	11,284	21,432	5,360	407,741	80,477	128,206	4.3	13.4	14.0	16.7
334510	Electromedical apparatus manufacturing	49	15,047	4,309	6,921	671	68,896	16,513	24,581	7.3	21.8	26.1	28.2
334511	Search, detection, and navigation instruments	38	15,267	2,710	5,924	647	148,229	29,461	45,628	5.9	10.3	9.2	13.0
334512	Automatic environmental control manufacturing	10	3,190	444	791	317	13,840	1,813	3,065	3.2	23.0	24.5	25.8
334513	Industrial process variable instruments	32	4,509	688	1,137	857	36,275	5,589	9,064	3.7	12.4	12.3	12.5
334514	Totalizing fluid meters and counting devices	10	3,649	633	1,540	226	14,634	2,496	5,586	4.4	24.9	25.4	27.6
334515	Electricity and signal testing instruments	24	2,999	680	1,073	833	40,911	8,253	12,467	2.9	7.3	8.2	8.6
334516	Analytical laboratory instrument manufacturing	17	2,810	406	856	636	38,044	7,763	12,784	2.7	7.4	5.2	6.7
334517	Irradiation apparatus manufacturing	13	2,568	519	1,544	181	12,850	2,819	5,702	7.2	20.0	18.4	27.1
334518	Watch, clock, and part manufacturing	4	204	34	64	126	2,600	449	689	3.2	7.8	7.6	9.3
334519	Other measuring and controlling device manufacturing	36	4,412	860	1,582	866	31,462	5,322	8,638	4.2	14.0	16.2	18.3
3346	Magnetic media manufacturing and reproducing	22	13,056	1,208	3,286	819	29,266	3,203	6,449	2.7	44.6	37.7	51.0
33461	Magnetic media manufacturing and reproducing	22	13,056	1,208	3,286	819	29,266	3,203	6,449	2.7	44.6	37.7	51.0
334611	Software reproducing	2	b	D	D	202	2,916	308	557	1.0	D	D	D
334612	Audio and video media reproduction	14	9,490	1,273	1,971	493	19,794	2,379	3,681	2.8	47.9	53.5	53.5
334613	Magnetic and optical recording media manufacturing ..	6	h	D	D	124	6,556	515	2,211	4.8	D	D	D
335	Electrical equipment and appliance manufacturing	275	66,697	12,088	25,678	6,286	424,958	61,629	129,180	4.4	15.7	19.6	19.9
3351	Electric lighting equipment manufacturing	28	6,786	1,137	2,087	1,216	58,211	7,689	13,822	2.3	11.7	14.8	15.1
33511	Electric lamp bulb and part manufacturing	11	h	D	D	91	9,371	1,230	2,210	12.1	D	D	D
335110	Electric lamp bulb and part manufacturing	11	h	D	D	91	9,371	1,230	2,210	12.1	D	D	D
33512	Lighting fixture manufacturing	17	h	D	D	1,125	48,840	6,460	11,612	1.5	D	D	D
335121	Residential electric lighting fixture manufacturing	3	941	132	221	410	11,973	1,446	2,547	0.7	7.9	9.1	8.7
335122	Nonresidential electric lighting fixture manufacturing ..	10	g	D	D	402	20,926	2,603	4,850	2.5	D	D	D
335129	Other lighting equipment manufacturing	4	882	158	292	313	15,941	2,412	4,215	1.3	5.5	6.6	6.9
3352	Household appliance manufacturing	20	13,586	1,545	4,377	337	64,427	10,071	23,294	5.9	21.1	15.3	18.8
33521	Small electrical appliance manufacturing	7	2,827	349	742	138	12,902	1,842	3,901	5.1	21.9	19.0	19.0
335211	Electric housewares and household fan manufacturing	1	e	D	D	102	7,852	1,270	2,583	1.0	D	D	D
335212	Household vacuum cleaner manufacturing	6	h	D	D	36	5,050	571	1,318	16.7	D	D	D
33522	Major appliance manufacturing	13	10,759	1,196	3,634	199	51,525	8,230	19,392	6.5	20.9	14.5	18.7
335221	Household cooking appliance manufacturing	4	h	D	D	115	15,638	1,810	4,865	3.5	D	D	D
335222	Household refrigerator and home freezer manufacturing	2	h	D	D	25	13,971	2,533	5,756	8.0	D	D	D
335224	Household laundry equipment manufacturing	2	g	D	D	16	10,443	1,742	4,199	12.5	D	D	D
335228	Other major household appliance manufacturing	5	h	D	D	43	11,473	2,144	4,572	11.6	D	D	D
3353	Electrical equipment manufacturing	103	23,051	4,577	9,521	2,415	144,618	20,601	42,008	4.3	15.9	22.2	22.7
33531	Electrical equipment manufacturing	103	23,051	4,577	9,521	2,415	144,618	20,601	42,008	4.3	15.9	22.2	22.7
335311	Electric power and specialty transformer manufacturing	15	4,415	1,047	2,065	287	22,521	3,585	7,341	5.2	19.6	29.2	28.1
335312	Motor and generator manufacturing	16	3,961	573	1,377	527	43,808	5,456	12,734	3.0	9.0	10.5	10.8
335313	Switchgear and switchboard apparatus manufacturing	36	8,164	1,648	3,575	503	36,653	5,369	10,744	7.2	22.3	30.7	33.3
335314	Relay and industrial control manufacturing	36	6,511	1,310	2,504	1,098	41,636	6,191	11,189	3.3	15.6	21.2	22.4
3359	Other electrical equipment and component manufacturing	124	23,274	4,828	9,693	2,318	157,702	23,267	50,056	5.3	14.8	20.8	19.4
33591	Battery manufacturing	4	444	77	198	210	26,368	3,975	8,680	1.9	1.7	1.9	2.3
335911	Storage battery manufacturing	2	c	D	D	160	20,605	2,503	5,673	1.3	D	D	D
335912	Primary battery manufacturing	2	e	D	D	50	5,763	1,472	3,007	4.0	D	D	D
33592	Communication and energy wire and cable manufacturing	26	5,741	1,275	2,987	436	35,525	5,026	16,187	6.0	16.2	25.4	18.5
335921	Fiber optic cable manufacturing	9	2,475	425	936	98	6,002	898	1,964	9.2	41.2	47.3	47.7
335929	Other communication and energy wire manufacturing	17	3,266	851	2,050	338	29,523	4,128	14,223	5.0	11.1	20.6	14.4
33593	Wiring device manufacturing	38	8,581	1,485	3,236	656	50,125	7,338	12,781	5.8	17.1	20.2	25.3
335931	Current-carrying wiring device manufacturing	21	4,867	726	1,617	480	34,112	4,118	7,169	4.4	14.3	17.6	22.6
335932	Noncurrent-carrying wiring device manufacturing	17	3,714	759	1,619	176	16,013	3,220	5,612	9.7	23.2	23.6	28.8
33599	Other electrical equipment and component manufacturing	56	8,508	1,991	3,272	1,016	45,684	6,928	12,408	5.5	18.6	28.7	26.4
335991	Carbon and graphite product manufacturing	25	3,516	768	1,462	145	8,697	1,511	2,803	17.2	40.4	50.8	52.2
335999	Miscellaneous electrical equipment manufacturing	31	4,992	1,223	1,810	871	36,987	5,417	9,605	3.6	13.5	22.6	18.8
336	Transportation equipment manufacturing	728	331,805	58,436	208,910	13,071	1,579,550	291,488	745,947	5.6	21.0	20.0	28.0
3361	Motor vehicle manufacturing	44	86,918	21,493	106,749	379	179,362	72,653	258,205	11.6	48.5	25.6	41.3
33611	Automobile and light truck manufacturing	33	74,769	20,364	99,525	278	150,242	68,533	238,763	11.9	49.8	29.7	41.7
336111	Automobile manufacturing	18	39,261	12,842	50,397	188	65,436	21,378	84,728	9.6	60.0	60.1	59.5
336112	Light truck and utility vehicle manufacturing	15	35,508	7,522	49,128	90	84,806	47,155	154,036	16.7	41.9	16.0	31.9
33612	Heavy duty truck manufacturing	11	12,149	1,129	7,225	101	29,120	4,120	19,442	10.9	41.7	27.4	37.2
336120	Heavy duty truck manufacturing	11	12,149	1,129	7,225	101	29,120	4,120	19,442	10.9	41.7	27.4	37.2
3362	Motor vehicle body and trailer manufacturing	23	4,511	450	1,667	2,215	145,863	12,817	36,256	1.0	3.1	3.5	4.6
33621	Motor vehicle body and trailer manufacturing	23	4,511	450	1,667	2,215	145,863	12,817	36,256	1.0	3.1	3.5	4.6
336211	Motor vehicle body manufacturing	20	h	D	D	850	49,445	4,372	12,411	2.4	D	D	D
336212	Truck trailer manufacturing	1	c	D	D	424	29,420	2,612	7,425	0.2	D	D	D
336214	Travel trailer and camper manufacturing	2	b	D	D	862	49,445	3,927	10,641	0.2	D	D	D
3363	Motor vehicle parts manufacturing	499	165,011	22,513	71,356	5,742	584,440	74,666	206,241	8.7	28.2	30.2	34.6
33631	Motor vehicle gasoline engine and parts manufacturing	62	22,041	3,243	10,555	994	61,886	9,642	27,749	6.2	35.6	33.6	38.0
336311	Carburetor, piston ring, and valve manufacturing	16	5,176	495	1,353	119	9,691	1,020	2,172	13.4	53.4	48.5	62.3
336312	Gasoline engine and engine parts manufacturing	46	16,865	2,748	9,202	875	52,195	8,622	25,577	5.3	32.3	31.9	36.0
33632	Motor vehicle electric equipment	53	22,271	3,571	10,234	816	72,698	8,401	20,513	6.5	30.6	42.5	49.9
336321	Vehicular lighting equipment manufacturing	11	5,627	642	1,442	111	13,875	1,622	3,325	9.9	40.6	39.6	43.4
336322	Other motor vehicle electric equipment manufacturing	42	16,644	2,928	8,792	705	58,823	6,778	17,188	6.0	28.3	43.2	51.2

See the note at the end of the table.

Table M1.1 Number, Employment, Value Added by Manufactures, and Value of Shipments of Foreign-Owned and All U.S. Establishments, by Detailed Industry—Table Ends

NAICS code	Industry	Foreign-owned establishments				All U.S. establishments				Foreign-owned establishments as a percentage of all U.S. establishments ¹			
		Number of establishments	Number of employees	Millions of dollars		Number of establishments	Number of employees	Millions of dollars		Number of establishments	Number of employees	Value added by manufacture	Value of shipments
				Value added by manufactures	Value of shipments			Value added by manufactures	Value of shipments				
33633	Motor vehicle steering and suspension parts.....	38	11,162	1,347	4,237	259	35,856	4,036	10,635	14.7	31.1	33.4	39.8
336330	Motor vehicle steering and suspension parts.....	38	11,162	1,347	4,237	259	35,856	4,036	10,635	14.7	31.1	33.4	39.8
33634	Motor vehicle brake system manufacturing.....	41	12,024	2,325	5,345	241	30,434	4,475	11,238	17.0	39.5	52.0	47.6
336340	Motor vehicle brake system manufacturing.....	41	12,024	2,325	5,345	241	30,434	4,475	11,238	17.0	39.5	52.0	47.6
33635	Motor vehicle power train components manufacturing....	55	23,347	3,134	11,900	537	75,485	12,894	35,864	10.2	30.9	24.3	33.2
336350	Motor vehicle power train components manufacturing....	55	23,347	3,134	11,900	537	75,485	12,894	35,864	10.2	30.9	24.3	33.2
33636	Motor vehicle seating and interior trim manufacturing....	40	11,073	1,379	4,880	434	54,376	5,448	21,268	9.2	20.4	25.3	22.9
336360	Motor vehicle seating and interior trim manufacturing....	40	11,073	1,379	4,880	434	54,376	5,448	21,268	9.2	20.4	25.3	22.9
33637	Motor vehicle metal stamping.....	65	19,721	2,559	6,848	825	99,703	12,868	29,536	7.9	19.8	19.9	23.2
336370	Motor vehicle metal stamping.....	65	19,721	2,559	6,848	825	99,703	12,868	29,536	7.9	19.8	19.9	23.2
33639	Other motor vehicle parts manufacturing.....	145	43,372	4,955	17,357	1,636	154,002	16,902	49,437	8.9	28.2	29.3	35.1
336391	Motor vehicle air-conditioning manufacturing.....	16	8,292	720	3,236	81	18,484	1,704	5,681	19.8	44.9	42.2	57.0
336399	All other motor vehicle parts manufacturing.....	129	35,080	4,235	14,122	1,555	135,518	15,198	43,757	8.3	25.9	27.9	32.3
3364	Aerospace product and parts manufacturing.....	107	52,456	9,004	17,384	1,706	441,418	99,872	177,563	6.3	11.9	9.0	9.8
33641	Aerospace product and parts manufacturing.....	107	52,456	9,004	17,384	1,706	441,418	99,872	177,563	6.3	11.9	9.0	9.8
336411	Aircraft manufacturing.....	18	16,210	3,372	7,817	265	180,063	50,038	90,278	6.8	9.0	6.7	8.7
336412	Aircraft engine and engine parts manufacturing.....	34	j	D	D	440	76,745	17,811	36,718	7.7	D	D	D
336413	Other aircraft parts and equipment.....	53	25,374	3,219	5,831	890	112,052	20,166	30,099	6.0	22.6	16.0	19.4
336415	Space vehicle propulsion units and parts manufacturing.....	1	a	D	D	31	15,939	2,431	3,864	3.2	D	D	D
336419	Other guided missile and space vehicle parts.....	1	f	D	D	52	7,266	857	1,280	1.9	D	D	D
3365	Railroad rolling stock manufacturing.....	16	4,911	798	1,903	240	29,222	4,520	13,217	6.7	16.8	17.7	14.4
33651	Railroad rolling stock manufacturing.....	16	4,911	798	1,903	240	29,222	4,520	13,217	6.7	16.8	17.7	14.4
336510	Railroad rolling stock manufacturing.....	16	4,911	798	1,903	240	29,222	4,520	13,217	6.7	16.8	17.7	14.4
3366	Ship and boat building.....	19	4,330	665	1,145	1,791	151,736	15,832	29,207	1.1	2.9	4.2	3.9
33661	Ship and boat building.....	19	4,330	665	1,145	1,791	151,736	15,832	29,207	1.1	2.9	4.2	3.9
336611	Ship building and repairing.....	10	h	D	D	674	98,510	11,123	18,114	1.5	D	D	D
336612	Boat building.....	9	g	D	D	1,117	53,226	4,709	11,093	0.8	D	D	D
3369	Other transportation equipment manufacturing.....	20	13,668	3,512	8,706	998	47,509	11,128	25,259	2.0	28.8	31.6	34.5
33699	Other transportation equipment manufacturing.....	20	13,668	3,512	8,706	998	47,509	11,128	25,259	2.0	28.8	31.6	34.5
336991	Motorcycle, bicycle, and parts manufacturing.....	2	f	D	D	473	13,850	3,024	6,411	0.4	D	D	D
336992	Military armored vehicles and tank parts manufacturing.....	11	i	D	D	76	16,106	5,557	10,988	14.5	D	D	D
336999	All other transportation equipment manufacturing.....	7	i	D	D	449	17,553	2,547	7,860	1.6	D	D	D
337	Furniture and related product manufacturing.....	57	11,588	1,130	2,595	21,746	513,907	46,609	85,049	0.3	2.3	2.4	3.1
3371	Household and institutional furniture manufacturing.....	23	6,632	687	1,656	16,355	332,447	25,674	48,024	0.1	2.0	2.7	3.4
33711	Wood kitchen cabinet and countertop manufacturing....	3	742	60	110	9,701	140,393	11,245	18,658	*	0.5	0.5	0.6
337110	Wood kitchen cabinet and countertop manufacturing....	3	742	60	110	9,701	140,393	11,245	18,658	*	0.5	0.5	0.6
33712	Other household and institutional furniture.....	20	5,890	627	1,545	6,654	192,054	14,428	29,367	0.3	3.1	4.3	5.3
337121	Upholstered household furniture manufacturing.....	7	h	D	D	1,641	77,422	5,266	11,269	0.4	D	D	D
337122	Nonupholstered wood household furniture manufacturing.....	1	e	D	D	3,414	61,005	3,937	8,181	*	D	D	D
337124	Metal household furniture manufacturing.....	1	b	D	D	329	11,740	1,203	2,393	0.3	D	D	D
337125	Household furniture, except wood or metal, manufacturing.....	4	g	D	D	229	4,828	499	1,319	1.7	D	D	D
337127	Institutional furniture manufacturing.....	7	999	219	329	776	34,295	3,272	5,799	0.9	2.9	6.7	5.7
3372	Office furniture and fixtures manufacturing.....	9	454	40	109	4,357	139,707	15,573	26,690	0.2	0.3	0.3	0.4
33721	Office furniture and fixtures manufacturing.....	9	454	40	109	4,357	139,707	15,573	26,690	0.2	0.3	0.3	0.4
337211	Wood office furniture manufacturing.....	1	b	D	D	457	19,059	1,720	2,904	0.2	D	D	D
337212	Custom architectural woodwork and millwork.....	2	b	D	D	2,235	47,467	4,299	6,936	0.1	D	D	D
337214	Office furniture, except wood, manufacturing.....	3	14	1	3	290	28,133	5,667	8,978	1.0	*	*	*
337215	Showcases, partitions, shelving, and lockers.....	3	e	D	D	1,375	45,048	3,887	7,873	0.2	D	D	D
3379	Other furniture-related product manufacturing.....	25	4,502	403	831	1,034	41,753	5,362	10,335	2.4	10.8	7.5	8.0
33792	Blind and shade manufacturing.....	25	4,502	403	831	482	19,036	1,426	2,825	5.2	23.6	28.3	29.4
337920	Blind and shade manufacturing.....	25	4,502	403	831	482	19,036	1,426	2,825	5.2	23.6	28.3	29.4
339	Miscellaneous manufacturing.....	295	57,529	10,154	16,344	32,233	664,537	95,665	148,913	0.9	8.7	10.6	11.0
3391	Medical equipment and supplies manufacturing.....	176	37,728	6,919	10,313	12,214	317,894	55,520	78,835	1.4	11.9	12.5	13.1
33911	Medical equipment and supplies manufacturing.....	176	37,728	6,919	10,313	12,214	317,894	55,520	78,835	1.4	11.9	12.5	13.1
339112	Surgical and medical instrument manufacturing.....	52	18,554	3,316	5,012	1,340	109,909	21,445	29,900	3.9	16.9	15.5	16.8
339113	Surgical appliance and supplies manufacturing.....	38	9,852	2,226	3,152	2,219	115,008	23,509	34,145	1.7	8.6	9.5	9.2
339114	Dental equipment and supplies manufacturing.....	4	648	179	261	756	15,985	3,047	4,627	0.5	4.1	5.9	5.6
339115	Ophthalmic goods manufacturing.....	76	8,325	1,174	1,858	622	23,886	3,982	5,614	12.2	34.9	29.5	33.1
339116	Dental laboratories.....	6	349	24	30	7,277	53,106	3,537	4,548	0.1	0.7	0.7	0.7
3399	Other miscellaneous manufacturing.....	119	19,801	3,235	6,030	20,019	346,643	40,145	70,079	0.6	5.7	8.1	8.6
33991	Jewelry and silverware manufacturing.....	8	1,521	289	552	2,558	37,399	4,555	9,578	0.3	4.1	6.3	5.8
339911	Jewelry, except costume, manufacturing.....	7	g	D	D	1,668	27,310	3,490	7,469	0.4	D	D	D
339913	Jewelers' material and lapidary work manufacturing.....	1	c	D	D	226	3,380	515	1,213	0.4	D	D	D
33992	Sporting and athletic goods manufacturing.....	14	3,155	624	1,172	1,881	48,715	7,443	12,510	0.7	6.5	8.4	9.4
339920	Sporting and athletic goods manufacturing.....	14	3,155	624	1,172	1,881	48,715	7,443	12,510	0.7	6.5	8.4	9.4
33993	Doll, toy, and game manufacturing.....	3	385	103	310	727	11,938	1,289	2,879	0.4	3.2	8.0	10.8
339932	Game, toy, and children's vehicle manufacturing.....	3	385	103	310	639	10,940	1,178	2,712	0.5	3.5	8.7	11.4
33994	Office supplies, except paper, manufacturing.....	10	1,608	228	643	679	16,115	2,127	3,688	1.5	10.0	10.7	17.4
339941	Pen and mechanical pencil manufacturing.....	5	1,095	169	438	82	4,388	453	941	6.1	25.0	37.3	46.6
339942	Lead pencil and art good manufacturing.....	2	c	D	D	134	4,865	1,041	1,637	1.5	D	D	D
339944	Carbon paper and inked ribbon manufacturing.....	3	e	D	D	52	1,730	187	459	5.8	D	D	D
33995	Sign manufacturing.....	6	660	63	159	6,406	86,843	7,963	13,003	0.1	0.8	0.8	1.2
339950	Sign manufacturing.....	6	660	63	159	6,406	86,843	7,963	13,003	0.1	0.8	0.8	1.2
33999	All other miscellaneous manufacturing.....	78	12,472	1,929	3,195	7,768	145,633	16,768	28,419	1.0	8.6	11.5	11.2
339991	Gasket, packing, and sealing device manufacturing....	43	6,942	794	1,355	599	31,848	3,594	6,193	7.2	21.8	22.1	21.9
339992	Musical instrument manufacturing.....	6	1,251	111	188	600	13,284	1,155	1,796	1.0	9.4	9.6	10.5
339993	Fastener, button, needle, and pin manufacturing.....	10	2,038	298	430	181	5,457	605	958	5.5	37.3	49.3	44.9
339994	Broom, brush, and mop manufacturing.....	5	937	155	244	233	11,257	1,225	2,316	2.1	8.3	12.7	10.5
339999	All other miscellaneous manufacturing.....	14	1,304	570	978	6,024	79,478	9,719	16,340	0.2	1.6	5.9	6.0

NOTE: The following ranges are given in employment cells that are suppressed: a—0 to 19; b—20 to 99; c—100 to 249; e—250 to 499; f—500 to 999; g—1,000 to 2,499; h—2,500 to 4,999; i—5,000 to 9,999; j—10,000 to 24,999; k—25,000 to 49,999; l—50,000 to 99,999; m—100,000 or more.

Table M1.2 Employment, and Number by Employment Size Class, of Foreign-Owned Establishments, by Detailed Industry—Continues

NAICS code	Industry	Number of employees	Number of establishments						
			Total	Employment size class					
				0-19 ¹	20-49	50-99	100-249	250-999	1,000 and over
31-33	Manufacturing	1,598,163	10,176	2,760	1,882	1,658	2,226	1,449	201
311	Food manufacturing	112,828	610	81	108	117	188	104	12
312	Beverage and tobacco product manufacturing.....	28,192	165	32	42	24	36	27	4
313	Textile mills.....	11,044	79	5	16	17	30	11	0
314	Textile product mills.....	6,773	34	3	6	5	11	9	0
315	Apparel manufacturing.....	i	25	2	3	1	11	8	0
316	Leather and allied product manufacturing.....	f	3	0	0	0	1	2	0
321	Wood product manufacturing	16,156	261	82	71	52	50	6	0
322	Paper manufacturing.....	45,389	233	12	28	54	85	50	4
323	Printing and related support activities.....	34,720	133	10	10	23	39	50	1
324	Petroleum and coal products manufacturing.....	21,588	440	335	47	22	18	14	4
325	Chemical manufacturing	173,278	1,305	323	313	259	247	145	18
326	Plastics and rubber products manufacturing.....	101,278	623	76	109	135	208	83	12
327	Nonmetallic mineral product manufacturing.....	99,367	2,397	1,329	535	268	204	61	0
331	Primary metal manufacturing.....	85,705	327	25	53	65	85	82	17
332	Fabricated metal product manufacturing.....	110,666	835	130	194	159	231	117	4
333	Machinery manufacturing.....	142,774	842	129	131	184	234	149	15
334	Computer and electronic product manufacturing.....	134,513	509	61	74	93	123	133	25
335	Electrical equipment and appliance manufacturing.....	66,697	275	16	28	43	105	79	4
336	Transportation equipment manufacturing.....	331,805	728	61	57	75	217	245	73
337	Furniture and related product manufacturing.....	11,588	57	9	8	8	18	12	2
339	Miscellaneous manufacturing	57,529	295	39	49	54	85	62	6
311	Food manufacturing	112,828	610	81	108	117	188	104	12
3111	Animal food manufacturing	6,385	71	23	22	6	10	10	0
31111	Animal food manufacturing	6,385	71	23	22	6	10	10	0
311111	Dog and cat food manufacturing.....	h	24	2	3	2	8	9	0
311119	Other animal food manufacturing.....	g	47	21	19	4	2	1	0
3112	Grain and oilseed milling.....	9,537	74	5	11	18	34	6	0
31121	Flour milling and malt manufacturing.....	g	14	2	2	3	7	0	0
311211	Flour milling	1,156	10	2	1	1	6	0	0
311212	Rice milling	c	3	0	1	1	1	0	0
311213	Malt manufacturing	b	1	0	0	1	0	0	0
31122	Starch and vegetable oil manufacturing.....	7,619	57	3	9	14	25	6	0
311221	Wet corn milling	g	12	0	3	1	4	4	0
311222	Soybean processing	1,679	16	2	1	7	5	1	0
311223	Other oilseed processing	c	3	0	1	1	0	0	0
311225	Fats and oils refining and blending	3,263	26	1	4	5	15	1	0
31123	Breakfast cereal manufacturing	e	3	0	0	1	2	0	0
311230	Breakfast cereal manufacturing	e	3	0	0	1	2	0	0
3113	Sugar and confectionery product manufacturing.....	5,917	22	2	3	5	4	8	0
31132	Confectionery manufacturing from cacao beans	g	4	0	1	1	0	2	0
311320	Confectionery manufacturing from cacao beans	g	4	0	1	1	0	2	0
31133	Confectionery manufacturing from purchased chocolate.....	g	6	0	1	2	0	3	0
311330	Confectionery manufacturing from purchased chocolate.....	g	6	0	1	2	0	3	0
31134	Nonchocolate confectionery manufacturing.....	2,832	12	2	1	2	4	3	0
311340	Nonchocolate confectionery manufacturing.....	2,832	12	2	1	2	4	3	0
3114	Fruit and vegetable preserving and specialty.....	17,216	56	2	8	6	19	18	3
31141	Frozen food manufacturing	11,338	24	1	1	1	7	11	3
311411	Frozen fruit and vegetable manufacturing.....	h	12	1	0	0	3	7	0
311412	Frozen specialty food manufacturing	i	12	0	0	1	4	4	3
31142	Fruit and vegetable canning and drying.....	5,878	32	1	7	5	12	7	0
311421	Fruit and vegetable canning.....	2,710	14	0	2	1	7	4	0
311422	Specialty canning.....	g	4	0	2	0	0	2	0
311423	Dried and dehydrated food manufacturing.....	g	14	1	3	4	5	1	0
3115	Dairy product manufacturing.....	14,978	87	6	12	19	27	23	0
31151	Dairy product, except frozen, manufacturing	j	71	5	12	18	15	0	0
311511	Fluid milk manufacturing.....	g	10	0	2	3	2	3	0
311513	Cheese manufacturing.....	5,447	37	3	3	8	15	8	0
311514	Dry, condensed, and evaporated dairy products	2,874	24	2	7	7	4	4	0
31152	Ice cream and frozen dessert manufacturing	h	16	1	0	1	6	8	0
311520	Ice cream and frozen dessert manufacturing	h	16	1	0	1	6	8	0
3116	Animal slaughtering and processing.....	19,399	28	3	5	2	8	2	8
31161	Animal slaughtering and processing.....	19,399	28	3	5	2	8	2	8
311611	Animal, except poultry, slaughtering	j	18	3	2	2	3	0	8
311612	Meat processed from carcasses	g	8	0	1	0	5	2	0
311613	Rendering and meat byproduct processing	b	1	0	1	0	0	0	0
311615	Poultry processing	b	1	0	1	0	0	0	0
3117	Seafood product preparation and packaging.....	4,844	22	4	2	1	9	6	0
31171	Seafood product preparation and packaging.....	4,844	22	4	2	1	9	6	0
311711	Seafood canning.....	e	3	0	0	0	3	0	0
311712	Fresh and frozen seafood processing.....	h	19	4	2	1	6	6	0
3118	Bakeries and tortilla manufacturing	21,970	147	19	27	33	48	19	1
31181	Bread and bakery product manufacturing.....	12,801	93	16	16	25	25	10	1
311811	Retail bakeries	109	8	6	2	0	0	0	0
311812	Commercial bakeries.....	11,038	76	10	14	24	20	7	1
311813	Frozen cakes and other pastries manufacturing.....	1,654	9	0	0	1	5	3	0
31182	Cookie, cracker, and pasta manufacturing.....	h	32	3	10	6	11	2	0
311821	Cookie and cracker manufacturing	1,949	11	2	1	2	4	2	0
311822	Mixes and dough made from purchased flour.....	1,609	18	1	8	2	7	0	0
311823	Dry pasta manufacturing.....	c	3	0	1	2	0	0	0
31183	Tortilla manufacturing.....	i	22	0	1	2	12	7	0
311830	Tortilla manufacturing.....	i	22	0	1	2	12	7	0
3119	Other food manufacturing	12,582	103	17	18	27	29	12	0
31191	Snack food manufacturing	696	6	0	1	3	1	1	0
311911	Roasted nuts and peanut butter manufacturing.....	c	3	0	1	1	1	0	0
311919	Other snack food manufacturing.....	e	3	0	0	2	0	1	0
31192	Coffee and tea manufacturing.....	1,465	8	1	1	2	2	2	0
311920	Coffee and tea manufacturing.....	1,465	8	1	1	2	2	2	0
31193	Flavoring syrup and concentrate manufacturing.....	480	7	1	2	2	2	0	0
311930	Flavoring syrup and concentrate manufacturing.....	480	7	1	2	2	2	0	0

See the note at the end of the table.

Table M1.2 Employment, and Number by Employment Size Class, of Foreign-Owned Establishments, by Detailed Industry—Continues

NAICS code	Industry	Number of employees	Number of establishments						
			Total	Employment size class					
				0–19 ¹	20–49	50–99	100–249	250–999	1,000 and over
31194	Seasoning and dressing manufacturing.....	6,060	46	8	7	12	13	6	0
311941	Mayonnaise, dressing, and sauce manufacturing.....	2,032	20	5	2	6	6	1	0
311942	Spice and extract manufacturing.....	4,028	26	3	5	6	7	5	0
31199	All other food manufacturing.....	3,881	36	7	7	8	11	3	0
311991	Perishable prepared food manufacturing.....	268	5	3	0	1	1	0	0
311999	All other miscellaneous food manufacturing.....	3,613	31	4	7	7	10	3	0
312	Beverage and tobacco product manufacturing.....	28,192	165	32	42	24	36	27	4
3121	Beverage manufacturing.....	148	29	39	22	31	24	3	3
31211	Soft drink and ice manufacturing.....	11,432	88	16	25	14	20	12	1
312111	Soft drink manufacturing.....	i	31	1	5	8	11	5	1
312112	Bottled water manufacturing.....	h	30	4	7	3	9	7	0
312113	Ice manufacturing.....	f	27	11	13	3	0	0	0
31212	Breweries.....	i	12	1	2	0	1	7	1
312120	Breweries.....	i	12	1	2	0	1	7	1
31213	Wineries.....	2,797	40	11	11	8	8	2	0
312130	Wineries.....	2,797	40	11	11	8	8	2	0
31214	Distilleries.....	3,581	8	1	1	0	2	3	1
312140	Distilleries.....	3,581	8	1	1	0	2	3	1
3122	Tobacco manufacturing.....	h	17	3	3	2	5	3	1
31221	Tobacco stemming and redrying.....	a	1	1	0	0	0	0	0
312210	Tobacco stemming and redrying.....	a	1	1	0	0	0	0	0
31222	Tobacco product manufacturing.....	h	16	2	3	2	5	3	1
312221	Cigarette manufacturing.....	g	2	0	0	0	0	1	1
312229	Other tobacco product manufacturing.....	g	14	2	3	2	5	2	0
313	Textile mills.....	11,044	79	5	16	17	30	11	0
3131	Fiber, yarn, and thread mills.....	1,718	11	1	2	2	4	2	0
31311	Fiber, yarn, and thread mills.....	1,718	11	1	2	2	4	2	0
313111	Yarn spinning mills.....	g	6	0	1	0	4	1	0
313112	Yarn texturizing and twisting mills.....	c	2	0	1	1	0	0	0
313113	Thread mills.....	f	3	1	0	1	0	1	0
3132	Fabric mills.....	6,867	50	2	9	12	21	6	0
31321	Broadwoven fabric mills.....	3,351	22	1	3	5	11	2	0
313210	Broadwoven fabric mills.....	3,351	22	1	3	5	11	2	0
31322	Narrow fabric mills and schiffli embroidery.....	f	6	0	0	1	5	0	0
313221	Narrow fabric mills.....	f	6	0	0	1	5	0	0
31323	Nonwoven fabric mills.....	2,385	20	1	5	6	5	3	0
313230	Nonwoven fabric mills.....	2,385	20	1	5	6	5	3	0
31324	Knit fabric mills.....	e	2	0	1	0	0	1	0
313241	Weft knit fabric mills.....	e	1	0	0	0	0	1	0
313249	Other knit fabric and lace mills.....	b	1	0	1	0	0	0	0
3133	Textile and fabric finishing mills.....	2,459	18	2	5	3	5	3	0
31331	Textile and fabric finishing mills.....	1,618	9	1	1	3	1	3	0
313311	Broadwoven fabric finishing mills.....	173	4	1	1	2	0	0	0
313312	Other textile and fabric finishing mills.....	1,445	5	0	0	1	1	3	0
31332	Fabric coating mills.....	841	9	1	4	0	4	0	0
313320	Fabric coating mills.....	841	9	1	4	0	4	0	0
314	Textile product mills.....	6,773	34	3	6	5	11	9	0
3141	Textile furnishings mills.....	1,744	7	0	1	1	2	3	0
31411	Carpet and rug mills.....	g	5	0	0	1	2	2	0
314110	Carpet and rug mills.....	g	5	0	0	1	2	2	0
31412	Curtain and linen mills.....	e	2	0	1	0	0	1	0
314121	Curtain and drapery mills.....	e	2	0	1	0	0	1	0
3149	Other textile product mills.....	5,029	27	3	5	4	9	6	0
31491	Textile bag and canvas mills.....	328	4	1	1	1	1	0	0
314911	Textile bag mills.....	b	1	0	0	1	0	0	0
314912	Canvas and related product mills.....	c	3	1	1	0	1	0	0
31499	All other textile product mills.....	4,701	23	2	4	3	8	6	0
314991	Rope, cordage, and twine mills.....	274	3	0	0	2	1	0	0
314992	Tire cord and tire fabric mills.....	1,837	9	1	1	0	4	3	0
314999	All other miscellaneous textile product mills.....	2,590	11	1	3	1	3	3	0
315	Apparel manufacturing.....	i	25	2	3	1	11	8	0
3151	Apparel knitting mills.....	1,425	6	0	0	0	4	2	0
31511	Hosiery and sock mills.....	g	5	0	0	0	3	2	0
315111	Sheer hosiery mills.....	f	3	0	0	0	2	1	0
315119	Other hosiery and sock mills.....	e	2	0	0	0	1	1	0
31519	Other apparel knitting mills.....	c	1	0	0	0	1	0	0
315191	Outerwear knitting mills.....	c	1	0	0	0	1	0	0
3152	Cut and sew apparel manufacturing.....	3,898	18	2	3	1	6	6	0
31521	Cut and sew apparel contractors.....	e	2	0	0	0	2	0	0
315211	Men's cut and sew apparel contractors.....	e	2	0	0	0	2	0	0
31522	Men's cut and sew apparel manufacturing.....	2,615	11	1	3	1	2	4	0
315222	Men's suit, coat, and overcoat manufacturing.....	g	6	0	0	0	2	4	0
315223	Men's shirt, except work shirt, manufacturing.....	a	1	1	0	0	0	0	0
315225	Men's work clothing manufacturing.....	c	4	0	3	1	0	0	0
31523	Women's cut and sew apparel manufacturing.....	e	2	1	0	0	0	1	0
315231	Women's lingerie and nightwear manufacturing.....	e	1	0	0	0	0	1	0
315233	Women's dress manufacturing.....	a	1	1	0	0	0	0	0
31529	Other cut and sew apparel manufacturing.....	569	3	0	0	0	2	1	0
315299	All other cut and sew apparel manufacturing.....	569	3	0	0	0	2	1	0
3159	Accessories and other apparel manufacturing.....	c	1	0	0	0	1	0	0
31599	Accessories and other apparel manufacturing.....	c	1	0	0	0	1	0	0
315991	Hat, cap, and millinery manufacturing.....	c	1	0	0	0	1	0	0
316	Leather and allied product manufacturing.....	f	3	0	0	0	1	2	0
3169	Other leather product manufacturing.....	f	3	0	0	0	1	2	0
31699	Other leather product manufacturing.....	f	3	0	0	0	1	2	0
316991	Luggage manufacturing.....	e	1	0	0	0	0	1	0
316992	Women's handbag and purse manufacturing.....	e	1	0	0	0	0	1	0
316999	All other leather good manufacturing.....	c	1	0	0	0	1	0	0

See the note at the end of the table.

Table M1.2 Employment, and Number by Employment Size Class, of Foreign-Owned Establishments, by Detailed Industry—Continues

NAICS code	Industry	Number of employees	Number of establishments						
			Total	Employment size class					
				0–19 ¹	20–49	50–99	100–249	250–999	1,000 and over
321	Wood product manufacturing.....	16,156	261	82	71	52	50	6	0
3211	Sawmills and wood preservation.....	4,458	42	8	7	2	25	0	0
32111	Sawmills and wood preservation.....	4,458	42	8	7	2	25	0	0
321113	Sawmills.....	4,367	37	4	6	2	25	0	0
321114	Wood preservation.....	91	5	4	1	0	0	0	0
3212	Plywood and engineered wood product manufacturing.....	3,370	45	15	9	5	15	1	0
32121	Plywood and engineered wood product manufacturing.....	3,370	45	15	9	5	15	1	0
321211	Hardwood veneer and plywood manufacturing.....	813	6	2	1	0	2	1	0
321213	Engineered wood member manufacturing.....	b	2	0	1	1	0	0	0
321214	Truss manufacturing.....	f	18	9	5	2	2	0	0
321219	Reconstituted wood product manufacturing.....	1,857	19	4	2	2	11	0	0
3219	Other wood product manufacturing.....	8,328	174	59	55	45	10	5	0
32191	Millwork.....	3,356	35	6	8	9	7	5	0
321911	Wood window and door manufacturing.....	1,227	12	2	2	3	3	2	0
321912	Cut stock, resawing lumber, and planing.....	604	8	3	1	2	1	1	0
321918	Other millwork, including flooring.....	1,525	15	1	5	4	3	2	0
32192	Wood container and pallet manufacturing.....	3,971	114	47	35	30	2	0	0
321920	Wood container and pallet manufacturing.....	3,971	114	47	35	30	2	0	0
32199	All other wood product manufacturing.....	1,001	25	6	12	6	1	0	0
321991	Manufactured home (mobile home) manufacturing.....	c	1	0	0	0	1	0	0
321992	Prefabricated wood building manufacturing.....	b	3	1	1	1	0	0	0
321999	Miscellaneous wood product manufacturing.....	f	21	5	11	5	0	0	0
322	Paper manufacturing.....	45,389	233	12	28	54	85	50	4
3221	Pulp, paper, and paperboard mills.....	19,312	56	2	4	4	19	24	3
32211	Pulp mills.....	312	4	0	2	0	2	0	0
322110	Pulp mills.....	312	4	0	2	0	2	0	0
32212	Paper mills.....	16,381	42	2	2	3	12	20	3
322121	Paper, except newsprint, mills.....	15,119	37	2	2	3	8	19	3
322122	Newsprint mills.....	1,262	5	0	0	0	4	1	0
32213	Paperboard mills.....	2,619	10	0	0	1	5	4	0
322130	Paperboard mills.....	2,619	10	0	0	1	5	4	0
3222	Converted paper product manufacturing.....	26,077	177	10	24	50	66	26	1
32221	Paperboard container manufacturing.....	14,216	94	3	14	23	37	17	0
322211	Corrugated and solid fiber box manufacturing.....	7,556	55	1	8	16	22	8	0
322212	Folding paperboard box manufacturing.....	4,358	25	1	4	5	8	7	0
322214	Fiber can, tube, and drum manufacturing.....	e	3	0	1	1	1	0	0
322215	Nonfolding sanitary food container manufacturing.....	g	11	1	1	1	6	2	0
32222	Paper bag and coated and treated paper manufacturing.....	i	51	3	8	17	19	4	0
322221	Coated and laminated packaging materials manufacturing.....	595	4	0	0	1	3	0	0
322222	Coated and laminated paper manufacturing.....	3,953	36	3	7	13	10	3	0
322223	Plastics, foil, and coated paper bag manufacturing.....	c	1	0	0	0	1	0	0
322224	Uncoated paper and multiwall bag manufacturing.....	c	2	0	1	1	0	0	0
322225	Flexible packaging foil manufacturing.....	1,201	7	0	0	1	5	1	0
322226	Surface-coated paperboard manufacturing.....	b	1	0	0	1	0	0	0
32223	Stationery product manufacturing.....	c	3	1	0	1	1	0	0
322231	Die-cut paper office supplies manufacturing.....	c	1	0	0	0	1	0	0
322232	Envelope manufacturing.....	b	1	0	0	1	0	0	0
322233	Stationery and related product manufacturing.....	2	1	1	0	0	0	0	0
32229	Other converted paper product manufacturing.....	5,548	29	3	2	9	9	5	1
322291	Sanitary paper product manufacturing.....	3,601	13	0	0	5	4	3	1
322299	All other converted paper product manufacturing.....	1,947	16	3	2	4	5	2	0
323	Printing and related support activities.....	34,720	133	10	10	23	39	50	1
3231	Printing and related support activities.....	34,720	133	10	10	23	39	50	1
32311	Printing.....	33,046	114	4	7	15	38	49	1
323110	Commercial lithographic printing.....	18,595	55	2	4	4	17	27	1
323111	Commercial gravure printing.....	4,216	13	0	1	0	5	7	0
323112	Commercial flexographic printing.....	1,939	13	0	1	5	5	2	0
323113	Commercial screen printing.....	872	9	0	1	5	3	0	0
323115	Digital printing.....	5	1	1	0	0	0	0	0
323116	Manifold business forms printing.....	984	6	0	0	1	4	1	0
323117	Books printing.....	6,435	17	1	0	0	4	12	0
32312	Support activities for printing.....	1,674	19	6	3	8	1	1	0
323121	Tradebinding and related work.....	200	5	1	2	2	0	0	0
323122	Prepress services.....	1,474	14	5	1	6	1	1	0
324	Petroleum and coal products manufacturing.....	21,588	440	335	47	22	18	14	4
3241	Petroleum and coal products manufacturing.....	21,588	440	335	47	22	18	14	4
32411	Petroleum refineries.....	14,593	26	2	3	1	4	12	4
324110	Petroleum refineries.....	14,593	26	2	3	1	4	12	4
32412	Asphalt paving and roofing materials manufacturing.....	5,269	378	323	31	13	9	2	0
324121	Asphalt paving mixture and block manufacturing.....	3,331	352	320	22	3	7	0	0
324122	Asphalt shingle and coating materials manufacturing.....	1,938	26	3	9	10	2	0	0
32419	Other petroleum and coal products manufacturing.....	1,726	36	10	13	8	5	0	0
324191	Petroleum lubricating oil and grease manufacturing.....	g	27	7	8	8	4	0	0
324199	All other petroleum and coal products manufacturing.....	e	9	3	5	0	1	0	0
325	Chemical manufacturing.....	173,278	1,305	323	313	259	247	145	18
3251	Basic chemical manufacturing.....	32,769	346	100	75	81	57	32	1
32511	Petrochemical manufacturing.....	3,239	12	1	0	2	5	4	0
325110	Petrochemical manufacturing.....	3,239	12	1	0	2	5	4	0
32512	Industrial gas manufacturing.....	940	67	48	16	3	0	0	0
325120	Industrial gas manufacturing.....	940	67	48	16	3	0	0	0
32513	Synthetic dye and pigment manufacturing.....	3,436	35	7	5	9	10	4	0
325131	Inorganic dye and pigment manufacturing.....	1,063	14	4	2	5	2	1	0
325132	Synthetic organic dye and pigment manufacturing.....	2,373	21	3	3	4	8	3	0
32518	Other basic inorganic chemical manufacturing.....	10,186	129	27	40	35	20	6	1
325181	Alkalies and chlorine manufacturing.....	e	3	1	1	0	0	1	0
325182	Carbon black manufacturing.....	e	9	1	2	6	0	0	0
325188	All other basic inorganic chemical manufacturing.....	9,406	117	25	37	29	20	5	1
32519	Other basic organic chemical manufacturing.....	14,968	103	17	14	32	22	18	0
325191	Gum and wood chemical manufacturing.....	b	2	0	1	1	0	0	0
325192	Cyclic crude and intermediate manufacturing.....	1,883	7	3	0	0	1	3	0
325193	Ethyl alcohol manufacturing.....	b	2	1	1	0	0	0	0
325199	All other basic organic chemical manufacturing.....	12,940	92	13	12	31	21	15	0

See the note at the end of the table.

Table M1.2 Employment, and Number by Employment Size Class, of Foreign-Owned Establishments, by Detailed Industry—Continues

NAICS code	Industry	Number of employees	Number of establishments						
			Total	Employment size class					
				0–19 ¹	20–49	50–99	100–249	250–999	1,000 and over
3252	Resin, rubber, and artificial fibers manufacturing.....	17,135	141	18	39	41	29	11	3
32521	Resin and synthetic rubber manufacturing	16,222	134	18	38	38	27	10	3
325211	Plastics material and resin manufacturing	14,047	115	15	33	34	23	7	3
325212	Synthetic rubber manufacturing	2,175	19	3	5	4	4	3	0
32522	Artificial fibers and filaments manufacturing	913	7	0	1	3	2	1	0
325221	Cellulosic organic fiber manufacturing	c	1	0	0	0	1	0	0
325222	Noncellulosic organic fiber manufacturing	f	6	0	1	3	1	1	0
3253	Agricultural chemical manufacturing	6,043	66	19	22	9	10	5	1
32531	Fertilizer manufacturing.....	3,229	36	12	13	4	4	2	1
325311	Nitrogenous fertilizer manufacturing	690	12	2	4	3	3	0	0
325312	Phosphatic fertilizer manufacturing	2,176	8	2	2	0	1	2	1
325314	Fertilizer, mixing only, manufacturing	363	16	8	7	1	0	0	0
32532	Pesticide and other agricultural chemical manufacturing	2,814	30	7	9	5	6	3	0
325320	Pesticide and other agricultural chemical manufacturing	2,814	30	7	9	5	6	3	0
3254	Pharmaceutical and medicine manufacturing.....	70,104	281	60	74	34	51	50	12
32541	Pharmaceutical and medicine manufacturing.....	70,104	281	60	74	34	51	50	12
325411	Medicinal and botanical manufacturing.....	3,819	34	10	5	4	11	4	0
325412	Pharmaceutical preparation manufacturing	46,640	136	42	21	8	23	35	7
325413	In-vitro diagnostic substance manufacturing.....	7,738	26	1	4	7	5	7	2
325414	Other biological product manufacturing	11,907	85	7	44	15	12	4	3
3255	Paint, coating, and adhesive manufacturing	9,807	133	36	33	27	32	5	0
32551	Paint and coating manufacturing.....	4,928	65	18	17	9	19	2	0
325510	Paint and coating manufacturing.....	4,928	65	18	17	9	19	2	0
32552	Adhesive manufacturing.....	4,879	68	18	16	18	13	3	0
325520	Adhesive manufacturing.....	4,879	68	18	16	18	13	3	0
3256	Soap, cleaning compound, and toiletry manufacturing	19,683	109	9	15	28	29	27	1
32561	Soap and cleaning compound manufacturing.....	8,312	64	7	13	18	17	9	0
325611	Soap and other detergent manufacturing	5,235	31	4	5	6	8	8	0
325612	Polish and other sanitation good manufacturing	1,111	12	2	3	1	6	0	0
325613	Surface active agent manufacturing.....	1,966	21	1	5	11	3	1	0
32562	Toilet preparation manufacturing.....	11,371	45	2	2	10	12	18	1
325620	Toilet preparation manufacturing.....	11,371	45	2	2	10	12	18	1
3259	Other chemical product and preparation manufacturing.....	17,737	229	81	55	39	39	15	0
32591	Printing ink manufacturing	5,023	115	46	40	22	5	2	0
325910	Printing ink manufacturing	5,023	115	46	40	22	5	2	0
32592	Explosives manufacturing	1,633	18	7	3	2	3	3	0
325920	Explosives manufacturing	1,633	18	7	3	2	3	3	0
32599	All other chemical preparation manufacturing.....	11,081	96	28	12	15	31	10	0
325991	Custom compounding of purchased resins.....	2,422	24	3	2	8	10	1	0
325992	Photographic film and chemical manufacturing	3,675	19	2	3	1	8	5	0
325998	Other miscellaneous chemical product manufacturing	4,984	53	23	7	6	13	4	0
326	Plastics and rubber products manufacturing	101,278	623	76	109	135	208	83	12
3261	Plastics product manufacturing.....	56,629	444	42	85	106	164	45	2
32611	Plastics packaging materials, film and sheet	9,205	63	5	9	17	26	5	1
326111	Plastics bag manufacturing	832	8	1	3	0	3	1	0
326112	Plastics packaging film and sheet manufacturing	3,988	29	1	5	10	10	3	0
326113	Nonpackaging plastics film and sheet manufacturing	4,385	26	3	1	7	13	1	1
32612	Plastics pipe, fittings, and profile shapes	5,212	39	3	5	12	15	4	0
326121	Unlaminated plastics profile shape manufacturing	3,170	21	2	1	5	10	3	0
326122	Plastics pipe and pipe fitting manufacturing	2,042	18	1	4	7	5	1	0
32613	Laminated plastics plate, sheet, and shapes	982	6	1	1	0	2	2	0
326130	Laminated plastics plate, sheet, and shapes	982	6	1	1	0	2	2	0
32614	Polystyrene foam product manufacturing	2,908	48	14	13	11	10	0	0
326140	Polystyrene foam product manufacturing	2,908	48	14	13	11	10	0	0
32615	Urethane and other foam product manufacturing	1,668	25	2	13	5	5	0	0
326150	Urethane and other foam product manufacturing	1,668	25	2	13	5	5	0	0
32616	Plastics bottle manufacturing.....	3,517	37	6	6	7	18	0	0
326160	Plastics bottle manufacturing.....	3,517	37	6	6	7	18	0	0
32619	Other plastics product manufacturing.....	33,137	226	11	38	54	88	34	1
326191	Plastics plumbing fixture manufacturing	g	17	0	1	6	9	1	0
326192	Resilient floor covering manufacturing	f	2	0	0	0	1	1	0
326199	All other plastics product manufacturing.....	30,361	207	11	37	48	78	32	1
3262	Rubber product manufacturing.....	44,649	179	34	24	29	44	38	10
32621	Tire manufacturing.....	23,965	66	23	13	3	8	9	10
326211	Tire manufacturing, except retreading	j	31	1	1	2	8	9	10
326212	Tire retreading.....	f	35	22	12	1	0	0	0
32622	Rubber and plastics hose and belting manufacturing	6,172	32	1	2	6	16	7	0
326220	Rubber and plastics hose and belting manufacturing	6,172	32	1	2	6	16	7	0
32629	Other rubber product manufacturing.....	14,512	81	10	9	20	20	22	0
326291	Rubber product manufacturing for mechanical use	9,655	47	5	4	9	12	17	0
326299	All other rubber product manufacturing.....	4,857	34	5	5	11	8	5	0
327	Nonmetallic mineral product manufacturing.....	99,367	2,397	1,329	535	268	204	61	0
3271	Clay product and refractory manufacturing.....	8,381	90	10	23	33	19	5	0
32711	Pottery, ceramics, and plumbing fixture manufacturing.....	829	8	1	1	2	4	0	0
327112	Vitreous china and earthenware articles manufacturing.....	e	4	1	1	0	2	0	0
327113	Porcelain electrical supply manufacturing.....	e	4	0	0	2	2	0	0
32712	Clay building material and refractories manufacturing	7,552	82	9	22	31	15	5	0
327121	Brick and structural clay tile manufacturing.....	3,815	55	4	16	27	8	0	0
327122	Ceramic wall and floor tile manufacturing	1,189	6	1	0	1	2	2	0
327123	Other structural clay product manufacturing	c	1	0	0	0	1	0	0
327124	Clay refractory manufacturing.....	e	7	3	2	0	2	0	0
327125	Nonclay refractory manufacturing	2,037	13	1	4	3	2	3	0
3272	Glass and glass product manufacturing.....	24,083	144	15	17	26	51	35	0
32721	Glass and glass product manufacturing.....	24,083	144	15	17	26	51	35	0
327211	Flat glass manufacturing.....	h	11	0	0	0	8	3	0
327212	Other pressed and blown glass and glassware	i	25	6	4	0	7	8	0
327213	Glass container manufacturing	4,698	18	0	0	0	7	11	0
327215	Glass product manufacturing made of purchased glass.....	11,247	90	9	13	26	29	13	0

See the note at the end of the table.

Table M1.2 Employment, and Number by Employment Size Class, of Foreign-Owned Establishments, by Detailed Industry—Continues

NAICS code	Industry	Number of employees	Number of establishments						
			Total	Employment size class					
				0-19 ¹	20-49	50-99	100-249	250-999	1,000 and over
3273	Cement and concrete product manufacturing.....	53,924	1,996	1,260	442	173	110	11	0
32731	Cement manufacturing.....	12,330	126	32	9	17	65	3	0
327310	Cement manufacturing.....	12,330	126	32	9	17	65	3	0
32732	Ready-mix concrete manufacturing.....	23,273	1,429	1,081	267	60	17	4	0
327320	Ready-mix concrete manufacturing.....	23,273	1,429	1,081	267	60	17	4	0
32733	Concrete pipe, brick, and block manufacturing.....	9,417	311	120	135	49	7	0	0
327331	Concrete block and brick manufacturing.....	4,814	171	75	66	28	2	0	0
327332	Concrete pipe manufacturing.....	4,603	140	45	69	21	5	0	0
32739	Other concrete product manufacturing.....	8,904	130	27	31	47	21	4	0
327390	Other concrete product manufacturing.....	8,904	130	27	31	47	21	4	0
3274	Lime and gypsum product manufacturing.....	3,140	48	8	13	18	9	0	0
32741	Lime manufacturing.....	g	37	7	11	14	5	0	0
327410	Lime manufacturing.....	g	37	7	11	14	5	0	0
32742	Gypsum product manufacturing.....	g	11	1	2	4	4	0	0
327420	Gypsum product manufacturing.....	g	11	1	2	4	4	0	0
3279	Other nonmetallic mineral products.....	9,839	119	36	40	18	15	10	0
32791	Abrasive product manufacturing.....	3,600	26	5	5	5	7	4	0
327910	Abrasive product manufacturing.....	3,600	26	5	5	5	7	4	0
32799	All other nonmetallic mineral products manufacturing.....	6,239	93	31	35	13	8	6	0
327991	Cut stone and stone product manufacturing.....	e	7	5	0	1	1	0	0
327992	Ground or treated minerals and earths manufacturing.....	1,997	30	5	17	4	3	1	0
327993	Mineral wool manufacturing.....	2,329	11	2	0	1	4	4	0
327999	Miscellaneous nonmetallic mineral products.....	g	45	19	18	7	0	1	0
331	Primary metal manufacturing.....	85,705	327	25	53	65	85	82	17
3311	Iron and steel mills and ferroalloy manufacturing.....	40,831	71	0	10	3	14	30	14
33111	Iron and steel mills and ferroalloy manufacturing.....	40,831	71	0	10	3	14	30	14
331111	Iron and steel mills.....	40,443	67	0	9	3	11	30	14
331112	Ferroalloy and related product manufacturing.....	388	4	0	1	0	3	0	0
3312	Steel product manufacturing from purchased steel.....	12,383	96	8	20	33	22	12	1
33121	Iron, steel pipe and tube from purchase steel.....	6,420	36	2	7	11	8	7	1
331210	Iron, steel pipe and tube from purchase steel.....	6,420	36	2	7	11	8	7	1
33122	Rolling and drawing of purchased steel.....	5,963	60	6	13	22	14	5	0
331221	Rolling steel shape manufacturing.....	2,459	22	1	8	5	6	2	0
331222	Steel wire drawing.....	3,504	38	5	5	17	8	3	0
3313	Alumina and aluminum production.....	9,237	46	3	6	12	14	10	1
33131	Alumina and aluminum production.....	9,237	46	3	6	12	14	10	1
331311	Alumina refining.....	f	2	0	0	1	0	1	0
331312	Primary aluminum production.....	2,791	9	0	2	1	2	4	0
331314	Secondary smelting and alloying of aluminum.....	886	11	1	2	6	1	1	0
331315	Aluminum sheet, plate, and foil manufacturing.....	2,346	9	1	1	1	4	1	1
331316	Aluminum extruded product manufacturing.....	2,188	14	1	1	3	7	2	0
331319	Other aluminum rolling and drawing.....	e	1	0	0	0	0	1	0
3314	Other nonferrous metal production.....	9,601	68	12	13	12	19	12	0
33141	Other nonferrous metal production.....	3,180	22	5	2	3	7	5	0
331411	Primary smelting and refining of copper.....	e	2	0	0	0	1	1	0
331419	Primary nonferrous metal, except Cu and Al.....	h	20	5	2	3	6	4	0
33142	Rolling, drawn, extruded, and alloyed copper.....	3,213	17	1	3	3	5	5	0
331421	Copper rolling, drawing, and extruding.....	2,365	10	1	1	2	2	4	0
331422	Copper wire, except mechanical, drawing.....	f	5	0	0	1	3	1	0
331423	Secondary processing of copper.....	b	2	0	2	0	0	0	0
33149	Nonferrous metal, except Cu and Al, shaping.....	3,208	29	6	8	6	7	2	0
331491	Nonferrous metal, except Cu and Al, shaping.....	1,275	11	1	2	3	4	1	0
331492	Secondary processing of other nonferrous metal.....	1,933	18	5	6	3	3	1	0
3315	Foundries.....	13,653	46	2	4	5	16	18	1
33151	Ferrous metal foundries.....	6,613	22	2	2	2	8	7	1
331511	Iron foundries.....	5,322	15	2	1	2	3	6	1
331512	Steel investment foundries.....	547	4	0	1	0	3	0	0
331513	Steel foundries, except investment.....	744	3	0	0	0	2	1	0
33152	Nonferrous metal foundries.....	7,040	24	0	2	3	8	11	0
331521	Aluminum die-casting foundries.....	3,800	9	0	1	0	2	6	0
331522	Nonferrous, except Al, die-casting foundries.....	f	2	0	0	0	1	1	0
331524	Aluminum foundries, except die-casting.....	1,769	6	0	0	0	3	3	0
331525	Copper foundries, except die-casting.....	e	4	0	1	2	1	0	0
331528	Other nonferrous foundries, except die-casting.....	519	3	0	0	1	1	1	0
332	Fabricated metal product manufacturing.....	110,666	835	130	194	159	231	117	4
3321	Forging and stamping.....	11,145	76	5	15	15	28	13	0
33211	Forging and stamping.....	11,145	76	5	15	15	28	13	0
332111	Iron and steel forging.....	2,708	19	0	4	4	8	3	0
332112	Nonferrous forging.....	g	5	0	0	3	0	2	0
332114	Custom roll forming.....	2,558	21	2	5	4	9	1	0
332115	Crown and closure manufacturing.....	c	2	0	1	0	1	0	0
332116	Metal stamping.....	2,192	16	2	3	2	7	2	0
332117	Powder metallurgy part manufacturing.....	2,520	13	1	2	2	3	5	0
3322	Cutlery and handtool manufacturing.....	3,901	31	3	6	6	11	5	0
33221	Cutlery and handtool manufacturing.....	3,901	31	3	6	6	11	5	0
332211	Cutlery and flatware, except precious, manufacturing.....	e	6	2	2	0	2	0	0
332212	Hand and edge tool manufacturing.....	2,803	20	1	2	6	8	3	0
332213	Saw blade and handsaw manufacturing.....	f	5	0	2	0	1	2	0
3323	Architectural and structural metals manufacturing.....	24,209	188	40	39	36	49	23	1
33231	Plate work and fabricated structural products.....	10,776	90	16	24	16	25	8	1
332311	Prefabricated metal buildings and components.....	2,529	20	4	2	3	9	2	0
332312	Fabricated structural metal manufacturing.....	7,559	65	12	22	12	12	6	1
332313	Plate work manufacturing.....	688	5	0	0	1	4	0	0
33232	Ornamental and architectural metal products.....	13,433	98	24	15	20	24	15	0
332321	Metal window and door manufacturing.....	7,036	41	14	1	8	10	8	0
332322	Sheet metal work manufacturing.....	h	45	9	12	11	9	4	0
332323	Ornamental and architectural metal work manufacturing.....	g	12	1	2	1	5	3	0

See the note at the end of the table.

Table M1.2 Employment, and Number by Employment Size Class, of Foreign-Owned Establishments, by Detailed Industry—Continues

NAICS code	Industry	Number of employees	Number of establishments						
			Total	Employment size class					
				0–19 ¹	20–49	50–99	100–249	250–999	1,000 and over
3324	Boiler, tank, and shipping container manufacturing	10,194	59	2	9	15	24	8	1
33241	Power boiler and heat exchanger manufacturing	5,608	16	1	4	2	1	7	1
332410	Power boiler and heat exchanger manufacturing	5,608	16	1	4	2	1	7	1
33242	Metal tank, heavy gauge, manufacturing	1,650	16	0	3	6	6	1	0
332420	Metal tank, heavy gauge, manufacturing	1,650	16	0	3	6	6	1	0
33243	Metal can, box, and other container manufacturing	2,936	27	1	2	7	17	0	0
332431	Metal can manufacturing	2,673	24	1	1	7	15	0	0
332439	Other metal container manufacturing	263	3	0	1	0	2	0	0
3325	Hardware manufacturing	11,235	44	3	4	5	16	15	1
33251	Hardware manufacturing	11,235	44	3	4	5	16	15	1
332510	Hardware manufacturing	11,235	44	3	4	5	16	15	1
3326	Spring and wire product manufacturing	3,229	35	6	9	11	7	2	0
33261	Spring and wire product manufacturing	3,229	35	6	9	11	7	2	0
332611	Spring, heavy gauge, manufacturing	677	7	0	1	4	2	0	0
332612	Spring, light gauge, manufacturing	1,195	5	1	1	0	1	2	0
332618	Other fabricated wire product manufacturing	1,357	23	5	7	7	4	0	0
3327	Machine shops and threaded product manufacturing	12,029	116	19	28	23	37	9	0
33271	Machine shops	4,944	65	13	18	14	2	2	0
332710	Machine shops	4,944	65	13	18	14	2	2	0
33272	Turned product and screw, nut, and bolt manufacturing	7,085	51	6	10	9	19	7	0
332721	Precision turned product manufacturing	3,965	29	5	6	4	9	5	0
332722	Bolt, nut, screw, rivet, and washer manufacturing	3,120	22	1	4	5	10	2	0
3328	Coating, engraving, and heat treating metals	6,227	126	33	64	16	12	1	0
33281	Coating, engraving, and heat treating metals	6,227	126	33	64	16	12	1	0
332811	Metal heat treating	2,111	53	14	31	6	2	0	0
332812	Metal coating and nonprecious engraving	3,550	59	14	28	7	9	1	0
332813	Electroplating, anodizing, and coloring metal	566	14	5	5	3	1	0	0
3329	Other fabricated metal product manufacturing	28,497	160	19	20	32	47	41	1
33291	Metal valve manufacturing	10,851	58	5	6	13	17	17	0
332911	Industrial valve manufacturing	3,880	24	1	3	5	10	5	0
332912	Fluid power valve and hose fitting manufacturing	5,122	21	2	1	4	4	10	0
332913	Plumbing fixture fitting and trim manufacturing	200	4	1	1	2	0	0	0
332919	Other metal valve and pipe fitting manufacturing	1,649	9	1	1	2	3	2	0
33299	All other fabricated metal product manufacturing	17,646	102	14	14	19	30	24	1
332991	Ball and roller bearing manufacturing	9,115	36	1	1	7	11	16	0
332992	Small arms ammunition manufacturing	b	1	0	0	1	0	0	0
332994	Small arms manufacturing	g	4	1	0	0	0	3	0
332995	Other ordnance and accessories manufacturing	g	6	1	1	1	1	1	1
332996	Fabricated pipe and pipe fitting manufacturing	1,972	21	6	4	4	5	2	0
332997	Industrial pattern manufacturing	b	2	1	1	0	0	0	0
332999	Miscellaneous fabricated metal product manufacturing	3,336	32	4	7	6	13	2	0
333	Machinery manufacturing	142,774	842	129	131	184	234	149	15
3331	Agriculture, construction, and mining machinery manufacturing	32,797	117	15	12	21	28	35	6
33311	Agricultural implement manufacturing	14,504	33	2	1	4	9	13	4
333111	Farm machinery and equipment manufacturing	5,734	21	2	1	3	6	9	0
333112	Lawn and garden equipment manufacturing	8,770	12	0	0	1	3	4	4
33312	Construction machinery manufacturing	11,425	41	8	3	5	10	13	2
333120	Construction machinery manufacturing	11,425	41	8	3	5	10	13	2
33313	Mining and oil and gas field machinery manufacturing	6,868	43	5	8	12	9	9	0
333131	Mining machinery and equipment manufacturing	1,011	9	1	2	2	3	1	0
333132	Oil and gas field machinery and equipment	5,857	34	4	6	10	6	8	0
3332	Industrial machinery manufacturing	13,537	130	26	23	35	38	8	0
33322	Plastics and rubber industry machinery	1,246	18	6	3	5	3	1	0
333220	Plastics and rubber industry machinery	1,246	18	6	3	5	3	1	0
33329	Other industrial machinery manufacturing	12,291	112	20	20	30	35	7	0
333291	Paper industry machinery manufacturing	1,969	20	1	6	6	6	1	0
333292	Textile machinery manufacturing	409	4	0	0	3	1	0	0
333293	Printing machinery and equipment manufacturing	2,401	16	3	3	3	4	3	0
333294	Food product machinery manufacturing	1,553	12	1	2	0	9	0	0
333295	Semiconductor machinery manufacturing	2,567	16	4	2	3	5	2	0
333298	All other industrial machinery manufacturing	3,392	44	11	7	15	10	1	0
3333	Commercial and service industry machinery	12,133	82	13	9	21	26	12	1
33331	Commercial and service industry machinery	12,133	82	13	9	21	26	12	1
333311	Automatic vending machine manufacturing	c	2	0	0	1	1	0	0
333312	Commercial laundry and drycleaning machinery	g	1	0	0	0	0	0	1
333313	Office machinery manufacturing	f	3	0	1	0	1	1	0
333314	Optical instrument and lens manufacturing	1,422	14	3	0	6	4	1	0
333315	Photographic and photocopying equipment manufacturing	1,233	8	2	0	0	4	2	0
333319	Other commercial and service machinery manufacturing	7,375	54	8	8	14	16	8	0
3334	HVAC and commercial refrigeration equipment	19,924	92	9	12	20	28	19	4
33341	HVAC and commercial refrigeration equipment	19,924	92	9	12	20	28	19	4
333411	Air purification equipment manufacturing	1,647	19	2	3	8	6	0	0
333412	Industrial and commercial fan and blower manufacturing	739	5	0	0	2	3	0	0
333414	Heating equipment, except warm air furnaces	924	7	2	1	1	1	2	0
333415	AC, refrigeration, and forced air heating	16,614	61	5	8	9	18	17	4
3335	Metalworking machinery manufacturing	11,735	117	27	24	30	22	14	0
33351	Metalworking machinery manufacturing	11,735	117	27	24	30	22	14	0
333511	Industrial mold manufacturing	f	17	6	6	4	1	0	0
333512	Metal cutting machine tool manufacturing	2,235	14	3	3	1	3	4	0
333513	Metal forming machine tool manufacturing	438	4	0	1	1	2	0	0
333514	Special tool, die, jig, and fixture manufacturing	2,885	30	5	9	11	1	4	0
333515	Cutting tool and machine tool accessory manufacturing	3,218	28	6	3	6	8	5	0
333516	Rolling mill machinery and equipment manufacturing	c	2	0	0	2	0	0	0
333518	Other metalworking machinery manufacturing	2,124	22	7	2	5	7	1	0
3336	Turbine and power transmission equipment manufacturing	17,820	73	2	17	13	23	14	4
33361	Turbine and power transmission equipment manufacturing	17,820	73	2	17	13	23	14	4
333611	Turbine and turbine generator set units manufacturing	5,709	34	2	9	6	11	6	0
333612	Speed changer, drive, and gear manufacturing	1,319	3	0	1	0	1	0	1
333613	Mechanical power transmission equipment manufacturing	2,151	10	0	3	0	4	3	0
333618	Other engine equipment manufacturing	8,641	26	0	4	7	7	5	3

See the note at the end of the table.

Table M1.2 Employment, and Number by Employment Size Class, of Foreign-Owned Establishments, by Detailed Industry—Continues

NAICS code	Industry	Number of employees	Number of establishments						
			Total	Employment size class					
				0–19 ¹	20–49	50–99	100–249	250–999	1,000 and over
3339	Other general purpose machinery manufacturing	34,828	231	37	34	44	69	47	0
33391	Pump and compressor manufacturing	6,282	42	9	4	6	14	9	0
333911	Pump and pumping equipment manufacturing	3,276	24	5	3	2	11	3	0
333912	Air and gas compressor manufacturing	h	17	3	1	4	3	6	0
333913	Measuring and dispensing pump manufacturing	a	1	1	0	0	0	0	0
33392	Material handling equipment manufacturing	11,100	77	13	15	18	16	15	0
333921	Elevator and moving stairway manufacturing	3,064	17	5	1	2	4	5	0
333922	Conveyor and conveying equipment manufacturing	2,932	26	2	6	7	7	4	0
333923	Overhead cranes, hoists, and monorail systems	905	18	5	6	5	2	0	0
333924	Industrial truck, trailer, and stacker manufacturing	4,199	16	1	2	4	3	6	0
33399	All other general purpose machinery manufacturing	17,446	112	15	15	20	39	23	0
333991	Power-driven handtool manufacturing	2,273	15	1	5	0	4	5	0
333992	Welding and soldering equipment manufacturing	2,624	13	2	1	1	6	3	0
333993	Packaging machinery manufacturing	2,461	19	2	3	4	7	3	0
333994	Industrial process furnace and oven manufacturing	c	3	1	0	1	1	0	0
333995	Fluid power cylinder and actuator manufacturing	557	7	2	0	3	2	0	0
333996	Fluid power pump and motor manufacturing	2,814	10	1	0	1	3	5	0
333997	Scale and balance, except laboratory, manufacturing	f	3	0	0	1	1	1	0
333999	Miscellaneous general purpose machinery manufacturing	5,948	42	6	6	9	15	6	0
334	Computer and electronic product manufacturing	134,513	509	61	74	93	123	133	25
3341	Computer and peripheral equipment manufacturing	8,262	28	4	1	3	13	5	2
33411	Computer and peripheral equipment manufacturing	8,262	28	4	1	3	13	5	2
334111	Electronic computer manufacturing	f	7	1	0	3	3	0	0
334112	Computer storage device manufacturing	3,698	4	0	0	0	0	2	2
334113	Computer terminal manufacturing	e	3	1	0	0	2	0	0
334119	Other computer peripheral equipment manufacturing	3,478	14	2	1	0	8	3	0
3342	Communications equipment manufacturing	11,967	65	11	6	14	15	18	1
33421	Telephone apparatus manufacturing	2,829	13	1	1	5	3	2	1
334210	Telephone apparatus manufacturing	2,829	13	1	1	5	3	2	1
33422	Broadcast and wireless communications equipment	6,157	36	7	2	8	10	9	0
334220	Broadcast and wireless communications equipment	6,157	36	7	2	8	10	9	0
33429	Other communications equipment manufacturing	2,981	16	3	3	1	2	7	0
334290	Other communications equipment manufacturing	2,981	16	3	3	1	2	7	0
3343	Audio and video equipment manufacturing	4,533	14	1	0	1	5	6	1
33431	Audio and video equipment manufacturing	4,533	14	1	0	1	5	6	1
334310	Audio and video equipment manufacturing	4,533	14	1	0	1	5	6	1
3344	Semiconductor and electronic component manufacturing	42,040	147	10	24	22	41	41	9
33441	Semiconductor and electronic component manufacturing	42,040	147	10	24	22	41	41	9
334411	Electron tube manufacturing	g	3	1	0	1	0	0	1
334412	Bare printed circuit board manufacturing	833	7	2	1	2	1	1	0
334413	Semiconductors and related device manufacturing	18,725	49	4	8	10	8	15	4
334414	Electronic capacitor manufacturing	2,234	7	0	0	1	4	1	1
334415	Electronic resistor manufacturing	912	7	1	1	0	4	1	0
334416	Electronic coils, transformers, and inductors	c	1	0	0	0	1	0	0
334417	Electronic connector manufacturing	6,356	21	0	2	0	7	12	0
334418	Printed circuit assembly manufacturing	5,020	17	0	2	3	4	7	1
334419	Other electronic component manufacturing	6,528	35	2	10	5	12	4	2
3345	Electronic instrument manufacturing	54,655	233	30	41	52	46	57	7
33451	Electronic instrument manufacturing	54,655	233	30	41	52	46	57	7
334510	Electromedical apparatus manufacturing	15,047	49	3	5	11	10	17	3
334511	Search, detection, and navigation instruments	15,267	38	5	7	7	9	6	4
334512	Automatic environmental control manufacturing	3,190	10	0	1	1	3	5	0
334513	Industrial process variable instruments	4,509	32	5	6	8	8	5	0
334514	Totalizing fluid meters and counting devices	3,649	10	1	0	1	3	5	0
334515	Electricity and signal testing instruments	2,999	24	6	7	3	2	6	0
334516	Analytical laboratory instrument manufacturing	2,810	17	4	2	4	3	4	0
334517	Irradiation apparatus manufacturing	2,568	13	0	3	4	2	4	0
334518	Watch, clock, and part manufacturing	204	4	0	2	2	0	0	0
334519	Other measuring and controlling device manufacturing	4,412	36	6	8	11	6	5	0
3346	Magnetic media manufacturing and reproducing	13,056	22	5	2	1	3	6	5
33461	Magnetic media manufacturing and reproducing	13,056	22	5	2	1	3	6	5
334611	Software reproducing	b	2	1	1	0	0	0	0
334612	Audio and video media reproduction	9,490	14	2	1	1	1	5	4
334613	Magnetic and optical recording media manufacturing	h	6	2	0	0	2	1	1
335	Electrical equipment and appliance manufacturing	66,697	275	16	28	43	105	79	4
3351	Electric lighting equipment manufacturing	6,786	28	1	1	6	10	10	0
33511	Electric lamp bulb and part manufacturing	h	11	1	0	1	4	5	0
335110	Electric lamp bulb and part manufacturing	h	11	1	0	1	4	5	0
33512	Lighting fixture manufacturing	h	17	0	1	5	6	5	0
335121	Residential electric lighting fixture manufacturing	941	3	0	1	0	0	2	0
335122	Nonresidential electric lighting fixture manufacturing	g	10	0	0	4	4	2	0
335129	Other lighting equipment manufacturing	882	4	0	0	1	2	1	0
3352	Household appliance manufacturing	13,586	20	1	1	3	3	8	4
33521	Small electrical appliance manufacturing	2,827	7	0	0	1	2	4	0
335211	Electric housewares and household fan manufacturing	e	1	0	0	0	0	1	0
335212	Household vacuum cleaner manufacturing	h	6	0	0	1	2	3	0
33522	Major appliance manufacturing	10,759	13	1	1	2	1	4	4
335221	Household cooking appliance manufacturing	h	4	0	0	1	1	1	1
335222	Household refrigerator and home freezer manufacturing	h	2	0	0	0	0	0	2
335224	Household laundry equipment manufacturing	g	2	1	0	0	0	0	1
335228	Other major household appliance manufacturing	h	5	0	1	1	0	3	0
3353	Electrical equipment manufacturing	23,051	103	8	14	12	34	35	0
33531	Electrical equipment manufacturing	23,051	103	8	14	12	34	35	0
335311	Electric power and specialty transformer manufacturing	4,415	15	0	1	0	9	5	0
335312	Motor and generator manufacturing	3,961	16	2	1	1	6	6	0
335313	Switchgear and switchboard apparatus manufacturing	8,164	36	2	6	6	8	14	0
335314	Relay and industrial control manufacturing	6,511	36	4	6	5	11	10	0
3359	Other electrical equipment and component manufacturing	23,274	124	6	12	22	58	26	0
33591	Battery manufacturing	444	4	0	0	2	2	0	0
335911	Storage battery manufacturing	c	2	0	0	2	0	0	0
335912	Primary battery manufacturing	e	2	0	0	0	2	0	0

See the note at the end of the table.

Table M1.2 Employment, and Number by Employment Size Class, of Foreign-Owned Establishments, by Detailed Industry—Continues

NAICS code	Industry	Number of employees	Number of establishments						
			Total	Employment size class					
				0–19 ¹	20–49	50–99	100–249	250–999	1,000 and over
33592	Communication and energy wire and cable manufacturing	5,741	26	1	1	2	15	7	0
335921	Fiber optic cable manufacturing	2,475	9	1	1	0	3	4	0
335929	Other communication and energy wire manufacturing	3,266	17	0	0	2	12	3	0
33593	Wiring device manufacturing	8,581	38	2	2	7	17	10	0
335931	Current-carrying wiring device manufacturing	4,867	21	2	0	2	11	6	0
335932	Noncurrent-carrying wiring device manufacturing	3,714	17	0	2	5	6	4	0
33599	Other electrical equipment and component manufacturing	8,508	56	3	9	11	24	9	0
335991	Carbon and graphite product manufacturing	3,516	25	2	3	3	13	4	0
335999	Miscellaneous electrical equipment manufacturing	4,992	31	1	6	8	11	5	0
336	Transportation equipment manufacturing	331,805	728	61	57	75	217	245	73
3361	Motor vehicle manufacturing	86,918	44	4	1	2	4	5	28
33611	Automobile and light truck manufacturing	74,769	33	4	1	2	2	1	23
336111	Automobile manufacturing	39,261	18	4	1	1	0	1	11
336112	Light truck and utility vehicle manufacturing	35,508	15	0	0	1	2	0	12
33612	Heavy duty truck manufacturing	12,149	11	0	0	0	2	4	5
336120	Heavy duty truck manufacturing	12,149	11	0	0	0	2	4	5
3362	Motor vehicle body and trailer manufacturing	4,511	23	4	2	3	9	4	1
33621	Motor vehicle body and trailer manufacturing	4,511	23	4	2	3	9	4	1
336211	Motor vehicle body manufacturing	h	20	3	2	2	8	4	1
336212	Truck trailer manufacturing	c	1	0	0	0	1	0	0
336214	Travel trailer and camper manufacturing	b	2	1	0	1	0	0	0
3363	Motor vehicle parts manufacturing	165,011	499	29	45	57	156	184	28
33631	Motor vehicle gasoline engine and parts manufacturing	22,041	62	4	1	7	23	19	8
336311	Carburetor, piston ring, and valve manufacturing	5,176	16	0	1	4	3	6	2
336312	Gasoline engine and engine parts manufacturing	16,865	46	4	0	3	20	13	6
33632	Motor vehicle electric equipment	22,271	53	7	3	2	17	20	4
336321	Vehicular lighting equipment manufacturing	5,627	11	1	2	0	1	6	1
336322	Other motor vehicle electric equipment manufacturing	16,644	42	6	1	2	16	14	3
33633	Motor vehicle steering and suspension parts	11,162	38	0	2	4	18	14	0
336330	Motor vehicle steering and suspension parts	11,162	38	0	2	4	18	14	0
33634	Motor vehicle brake system manufacturing	12,024	41	5	5	3	13	13	2
336340	Motor vehicle brake system manufacturing	12,024	41	5	5	3	13	13	2
33635	Motor vehicle power train components manufacturing	23,347	55	4	6	6	17	15	7
336350	Motor vehicle power train components manufacturing	23,347	55	4	6	6	17	15	7
33636	Motor vehicle seating and interior trim manufacturing	11,073	40	1	5	3	10	21	0
336360	Motor vehicle seating and interior trim manufacturing	11,073	40	1	5	3	10	21	0
33637	Motor vehicle metal stamping	19,721	65	1	8	13	15	25	3
336370	Motor vehicle metal stamping	19,721	65	1	8	13	15	25	3
33639	Other motor vehicle parts manufacturing	43,372	145	7	15	19	43	57	4
336391	Motor vehicle air-conditioning manufacturing	8,292	16	1	1	3	3	6	2
336399	All other motor vehicle parts manufacturing	35,080	129	6	14	16	40	51	2
3364	Aerospace product and parts manufacturing	52,456	107	12	8	11	31	38	7
33641	Aerospace product and parts manufacturing	52,456	107	12	8	11	31	38	7
336411	Aircraft manufacturing	16,210	18	2	0	1	6	5	4
336412	Aircraft engine and engine parts manufacturing	j	34	9	3	3	11	7	1
336413	Other aircraft parts and equipment	25,374	53	0	5	7	14	25	2
336415	Space vehicle propulsion units and parts manufacturing	a	1	1	0	0	0	0	0
336419	Other guided missile and space vehicle parts	f	1	0	0	0	0	1	0
3365	Railroad rolling stock manufacturing	4,911	16	5	1	0	6	2	2
33651	Railroad rolling stock manufacturing	4,911	16	5	1	0	6	2	2
336510	Railroad rolling stock manufacturing	4,911	16	5	1	0	6	2	2
3366	Ship and boat building	4,330	19	5	0	1	8	4	1
33661	Ship and boat building	4,330	19	5	0	1	8	4	1
336611	Ship building and repairing	h	10	1	0	1	6	1	1
336612	Boat building	g	9	4	0	0	2	3	0
3369	Other transportation equipment manufacturing	13,668	20	2	0	1	3	8	6
33699	Other transportation equipment manufacturing	13,668	20	2	0	1	3	8	6
336991	Motorcycle, bicycle, and parts manufacturing	f	2	1	0	0	0	1	0
336992	Military armored vehicles and tank parts manufacturing	i	11	1	0	0	2	5	3
336999	All other transportation equipment manufacturing	i	7	0	0	1	1	2	3
337	Furniture and related product manufacturing	11,588	57	9	8	8	18	12	2
3371	Household and institutional furniture manufacturing	6,632	23	3	4	2	6	6	2
33711	Wood kitchen cabinet and countertop manufacturing	742	3	0	1	1	0	1	0
337110	Wood kitchen cabinet and countertop manufacturing	742	3	0	1	1	0	1	0
33712	Other household and institutional furniture	5,890	20	3	3	1	6	5	2
337121	Upholstered household furniture manufacturing	h	7	1	2	0	1	2	1
337122	Nonupholstered wood household furniture manufacturing	e	1	0	0	0	0	1	0
337124	Metal household furniture manufacturing	b	1	0	0	1	0	0	0
337125	Household furniture, except wood or metal, manufacturing	g	4	0	1	0	2	0	1
337127	Institutional furniture manufacturing	999	7	2	0	0	3	2	0
3372	Office furniture and fixtures manufacturing	454	9	4	1	3	1	0	0
33721	Office furniture and fixtures manufacturing	454	9	4	1	3	1	0	0
337211	Wood office furniture manufacturing	b	1	0	0	1	0	0	0
337212	Custom architectural woodwork and millwork	b	2	0	1	1	0	0	0
337214	Office furniture, except wood, manufacturing	14	3	3	0	0	0	0	0
337215	Showcases, partitions, shelving, and lockers	e	3	1	0	1	1	0	0
3379	Other furniture-related product manufacturing	4,502	25	2	3	3	11	6	0
33792	Blind and shade manufacturing	4,502	25	2	3	3	11	6	0
337920	Blind and shade manufacturing	4,502	25	2	3	3	11	6	0

See the note at the end of the table.

Table M1.2 Employment, and Number by Employment Size Class, of Foreign-Owned Establishments, by Detailed Industry—Table Ends

NAICS code	Industry	Number of employees	Number of establishments						
			Total	Employment size class					
				0–19 ¹	20–49	50–99	100–249	250–999	1,000 and over
339	Miscellaneous manufacturing	57,529	295	39	49	54	85	62	6
3391	Medical equipment and supplies manufacturing.....	37,728	176	22	31	32	48	37	6
33911	Medical equipment and supplies manufacturing.....	37,728	176	22	31	32	48	37	6
339112	Surgical and medical instrument manufacturing.....	18,554	52	4	5	5	17	16	5
339113	Surgical appliance and supplies manufacturing.....	9,852	38	4	4	8	8	13	1
339114	Dental equipment and supplies manufacturing.....	648	4	0	1	0	2	1	0
339115	Ophthalmic goods manufacturing	8,325	76	12	20	17	20	7	0
339116	Dental laboratories.....	349	6	2	1	2	1	0	0
3399	Other miscellaneous manufacturing	19,801	119	17	18	22	37	25	0
33991	Jewelry and silverware manufacturing.....	1,521	8	1	1	0	4	2	0
339911	Jewelry, except costume, manufacturing	g	7	1	0	0	3	2	0
339913	Jewelers' material and lapidary work manufacturing.....	c	1	0	0	0	1	0	0
33992	Sporting and athletic goods manufacturing	3,155	14	3	1	0	6	4	0
339920	Sporting and athletic goods manufacturing	3,155	14	3	1	0	6	4	0
33993	Doll, toy, and game manufacturing.....	385	3	0	0	1	2	0	0
339932	Game, toy, and children's vehicle manufacturing	385	3	0	0	1	2	0	0
33994	Office supplies, except paper, manufacturing	1,608	10	1	1	4	3	1	0
339941	Pen and mechanical pencil manufacturing	1,095	5	1	1	1	1	1	0
339942	Lead pencil and art good manufacturing	c	2	0	0	2	0	0	0
339944	Carbon paper and inked ribbon manufacturing.....	e	3	0	0	1	2	0	0
33995	Sign manufacturing	660	6	0	2	2	1	1	0
339950	Sign manufacturing	660	6	0	2	2	1	1	0
33999	All other miscellaneous manufacturing	12,472	78	12	13	15	21	17	0
339991	Gasket, packing, and sealing device manufacturing.....	6,942	43	3	8	8	13	11	0
339992	Musical instrument manufacturing.....	1,251	6	1	0	1	3	1	0
339993	Fastener, button, needle, and pin manufacturing.....	2,038	10	1	0	4	3	2	0
339994	Broom, brush, and mop manufacturing	937	5	1	1	1	0	2	0
339999	All other miscellaneous manufacturing	1,304	14	6	4	1	2	1	0

NOTE: The following ranges are given in employment cells that are suppressed: a—0 to 19; b—20 to 99; c—100 to 249; e—250 to 499; f—500 to 999; g—1,000 to 2,499; h—2,500 to 4,999; i—5,000 to 9,999; j—10,000 to 24,999; k—25,000 to 49,999; l—50,000 to 99,999; m—100,000 or more.

Table M1.3 Employment and Employee Compensation of Foreign-Owned Establishments, by Detailed Industry—Continues

NAICS code	Industry	Number of employees			Employee compensation (millions of dollars)					Production workers hours (thousands)	Production worker wages per hour ¹ (dollars)	Addendum All U.S. establishments: Production worker wages per hour (dollars) ²
		Total	Production workers	Other workers	Total	Total	Production worker wages	Other workers	Benefits			
31-33	Manufacturing.....	1,598,163	1,124,467	473,696	112,766	84,851	50,806	34,045	27,915	2,299,106	22	19
311	Food manufacturing.....	112,828	88,089	24,739	6,218	4,766	3,306	1,460	1,452	176,072	19	15
312	Beverage and tobacco product manufacturing.....	28,192	18,026	10,166	1,985	1,449	893	556	536	36,539	24	21
313	Textile mills.....	11,044	8,783	2,261	590	436	295	141	154	18,022	16	14
314	Textile product mills.....	6,773	5,154	1,619	344	259	166	93	84	10,687	16	12
315	Apparel manufacturing.....	i	h	g	D	D	D	D	D	D	D	11
316	Leather and allied product manufacturing.....	f	f	c	D	D	D	D	D	D	D	12
321	Wood product manufacturing.....	16,156	13,602	2,554	638	487	350	137	151	27,034	13	14
322	Paper manufacturing.....	45,389	34,395	10,994	3,266	2,439	1,722	718	827	74,599	23	21
323	Printing and related support activities.....	34,720	27,594	7,126	1,979	1,540	1,087	454	439	57,465	19	18
324	Petroleum and coal products manufacturing.....	21,588	14,001	7,587	2,345	1,811	1,048	763	534	32,396	32	32
325	Chemical manufacturing.....	173,278	101,177	72,101	15,878	11,953	5,737	6,216	3,925	206,986	28	25
326	Plastics and rubber products manufacturing.....	101,278	78,497	22,781	6,024	4,524	3,137	1,387	1,499	162,436	19	16
327	Nonmetallic mineral product manufacturing.....	99,367	77,613	21,754	6,082	4,639	3,250	1,389	1,443	162,358	20	18
331	Primary metal manufacturing.....	85,705	68,370	17,335	6,851	5,063	3,811	1,252	1,788	146,171	26	22
332	Fabricated metal product manufacturing.....	110,666	80,212	30,454	6,864	5,283	3,236	2,047	1,581	169,248	19	18
333	Machinery manufacturing.....	142,774	91,421	51,353	9,464	7,195	3,743	3,452	2,269	184,030	20	19
334	Computer and electronic product manufacturing.....	134,513	70,294	64,219	11,127	8,580	2,965	5,616	2,547	140,727	21	21
335	Electrical equipment and appliance manufacturing.....	66,697	47,207	19,490	3,955	2,988	1,714	1,274	967	94,787	18	18
336	Transportation equipment manufacturing.....	331,805	251,746	80,059	24,747	18,090	12,816	5,274	6,656	504,041	25	25
337	Furniture and related product manufacturing.....	11,588	8,364	3,224	523	400	223	176	124	15,939	14	15
339	Miscellaneous manufacturing.....	57,529	34,981	22,548	3,645	2,769	1,194	1,575	875	70,006	17	16
311	Food manufacturing.....	112,828	88,089	24,739	6,218	4,766	3,306	1,460	1,452	176,072	19	15
3111	Animal food manufacturing.....	6,385	4,445	1,940	419	318	199	119	101	9,559	21	18
31111	Animal food manufacturing.....	6,385	4,445	1,940	419	318	199	119	101	9,559	21	18
311111	Dog and cat food manufacturing.....	h	h	g	D	D	D	D	D	D	D	20
311119	Other animal food manufacturing.....	g	g	f	D	D	D	D	D	D	D	17
3112	Grain and oilseed milling.....	9,537	7,268	2,269	616	473	315	158	143	15,597	20	21
31121	Flour milling and malt manufacturing.....	g	g	e	D	D	D	D	D	D	D	17
311211	Flour milling.....	1,156	831	325	49	39	17	22	10	1,600	11	18
311212	Rice milling.....	c	c	b	D	D	D	D	D	D	D	17
311213	Malt manufacturing.....	b	b	a	D	D	D	D	D	D	D	21
31122	Starch and vegetable oil manufacturing.....	7,619	5,864	1,755	521	398	274	124	123	12,781	21	21
311221	Wet corn milling.....	g	g	f	D	D	D	D	49	D	D	26
311222	Soybean processing.....	1,679	1,200	479	100	78	49	29	D	2,595	19	20
311223	Other oilseed processing.....	c	c	b	D	D	D	D	D	D	D	15
311225	Fats and oils refining and blending.....	3,263	2,672	591	201	153	114	39	47	5,869	19	19
31123	Breakfast cereal manufacturing.....	e	e	c	D	D	D	D	D	D	D	25
311230	Breakfast cereal manufacturing.....	e	e	c	D	D	D	D	D	D	D	25
3113	Sugar and confectionery product manufacturing.....	5,917	4,137	1,780	445	333	206	126	112	8,674	24	19
31132	Confectionery manufacturing from cacao beans.....	g	f	f	D	D	D	D	D	D	D	22
311320	Confectionery manufacturing from cacao beans.....	g	f	f	D	D	D	D	D	D	D	22
31133	Confectionery manufacturing from purchased chocolate.....	g	g	e	D	D	D	D	D	D	D	18
311330	Confectionery manufacturing from purchased chocolate.....	g	g	e	D	D	D	D	D	D	D	18
31134	Nonchocolate confectionery manufacturing.....	2,832	1,978	854	196	146	87	59	50	3,853	23	18
311340	Nonchocolate confectionery manufacturing.....	2,832	1,978	854	196	146	87	59	50	3,853	23	18
3114	Fruit and vegetable preserving and specialty.....	17,216	15,008	2,208	970	734	574	160	236	29,018	20	15
31141	Frozen food manufacturing.....	11,338	10,010	1,328	647	489	393	97	157	19,782	20	14
311411	Frozen fruit and vegetable manufacturing.....	h	h	c	D	D	D	D	D	D	D	14
311412	Frozen specialty food manufacturing.....	i	i	g	D	D	D	D	D	D	D	14
31142	Fruit and vegetable canning and drying.....	5,878	4,998	880	323	245	181	63	78	9,236	20	16
311421	Fruit and vegetable canning.....	2,710	2,301	409	165	123	91	32	42	4,540	20	16
311422	Specialty canning.....	g	g	g	D	D	D	D	D	D	D	19
311423	Dried and dehydrated food manufacturing.....	g	g	e	D	D	D	D	D	D	D	15
3115	Dairy product manufacturing.....	14,978	12,379	2,599	890	674	511	163	216	24,214	21	19
31151	Dairy product, except frozen, manufacturing.....	j	i	g	D	D	D	D	D	D	D	19
311511	Fluid milk manufacturing.....	g	g	f	D	D	D	D	D	D	D	21
311513	Cheese manufacturing.....	5,447	4,995	452	263	205	183	22	58	10,226	18	17
311514	Dry, condensed, and evaporated dairy products.....	2,874	1,951	923	225	171	117	54	54	4,364	27	22
31152	Ice cream and frozen dessert manufacturing.....	h	h	e	D	D	D	D	D	D	D	19
311520	Ice cream and frozen dessert manufacturing.....	h	h	e	D	D	D	D	D	D	D	19
3116	Animal slaughtering and processing.....	19,399	16,651	2,748	796	637	509	128	159	35,172	14	13
31161	Animal slaughtering and processing.....	19,399	16,651	2,748	796	637	509	128	159	35,172	14	13
311611	Animal, except poultry, slaughtering.....	j	j	g	D	D	D	D	D	D	D	13
311612	Meat processed from carcasses.....	g	g	e	D	D	D	D	D	D	D	14
311613	Rendering and meat byproduct processing.....	b	a	a	D	D	D	D	D	D	D	16
311615	Poultry processing.....	b	b	a	D	D	D	D	D	D	D	12
3117	Seafood product preparation and packaging.....	4,844	4,018	826	226	165	112	53	61	8,684	13	13
31171	Seafood product preparation and packaging.....	4,844	4,018	826	226	165	112	53	61	8,684	13	13
311711	Seafood canning.....	e	e	f	D	D	D	D	D	D	D	14
311712	Fresh and frozen seafood processing.....	h	h	f	D	D	D	D	D	D	D	13
3118	Bakeries and tortilla manufacturing.....	21,970	15,034	6,936	1,063	818	509	309	245	28,490	18	16
31181	Bread and bakery product manufacturing.....	12,801	7,386	5,415	661	509	283	226	153	15,555	18	16
311811	Retail bakeries.....	109	50	59	2	2	1	1	1	84	11	13
311812	Commercial bakeries.....	11,038	6,081	4,957	573	442	242	200	131	12,712	19	18
311813	Frozen cakes and other pastries manufacturing.....	1,654	1,255	399	87	65	41	25	21	2,759	15	13
31182	Cookie, cracker, and pasta manufacturing.....	h	h	f	D	D	D	D	D	D	D	17
311821	Cookie and cracker manufacturing.....	1,949	1,555	394	73	57	42	15	16	3,264	13	17
311822	Mixes and dough made from purchased flour.....	1,609	1,152	457	99	72	34	38	26	2,290	15	15
311823	Dry pasta manufacturing.....	c	c	b	D	D	D	D	D	D	D	17
31183	Tortilla manufacturing.....	i	h	f	D	D	D	D	D	D	D	14
311830	Tortilla manufacturing.....	i	h	f	D	D	D	D	D	D	D	14
3119	Other food manufacturing.....	12,582	9,149	3,433	793	614	369	245	180	16,664	22	16
31191	Snack food manufacturing.....	696	453	243	38	30	17	14	8	824	20	16
311911	Roasted nuts and peanut butter manufacturing.....	c	c	c	D	D	D	D	D	D	D	14
311919	Other snack food manufacturing.....	e	e	c	D	D	D	D	D	D	D	17
31192	Coffee and tea manufacturing.....	1,465	1,238	227	92	67	46	21	25	2,435	19	20
311920	Coffee and tea manufacturing.....	1,465	1,238	227	92	67	46	21	25	2,435	19	20
31193	Flavoring syrup and concentrate manufacturing.....	480	315	165	36	27	18	9	9	699	25	19
311930	Flavoring syrup and concentrate manufacturing.....	480	315	165	36	27	18	9	9	699	25	19

See the note at the end of the table.

Table M1.3 Employment and Employee Compensation of Foreign-Owned Establishments, by Detailed Industry—Continues

NAICS code	Industry	Number of employees			Employee compensation (millions of dollars)					Production workers hours (thousands)	Production worker wages per hour (dollars)	Addendum
		Total	Production workers	Other workers	Total	Payroll			Benefits			
						Total	Production worker wages	Other workers				
31194	Seasoning and dressing manufacturing.....	6,060	4,145	1,915	416	327	179	148	89	7,738	23	17
311941	Mayonnaise, dressing, and sauce manufacturing.....	2,032	1,587	445	128	97	70	28	31	3,776	18	17
311942	Spice and extract manufacturing.....	4,028	2,558	1,470	287	229	109	120	58	3,962	28	18
31199	All other food manufacturing.....	3,881	2,998	883	211	163	110	53	48	4,968	22	15
311991	Perishable prepared food manufacturing.....	268	194	74	13	10	7	3	3	397	18	13
311999	All other miscellaneous food manufacturing.....	3,613	2,804	809	199	153	102	51	46	4,571	22	17
312	Beverage and tobacco product manufacturing.....	28,192	18,026	10,166	1,985	1,449	893	556	536	36,539	24	21
3121	Beverage manufacturing.....	j	j	i	D	D	D	D	394	D	D	21
31211	Soft drink and ice manufacturing.....	11,432	6,552	4,880	677	522	291	231	156	13,886	21	19
312111	Soft drink manufacturing.....	i	h	h	D	D	D	D	84	D	D	19
312112	Bottled water manufacturing.....	j	h	g	D	D	D	D	D	D	D	19
312113	Ice manufacturing.....	h	e	e	D	D	D	D	D	D	D	13
31212	Breweries.....	i	h	g	D	D	D	D	D	D	D	28
312120	Breweries.....	i	h	g	D	D	D	D	D	D	D	28
31213	Wineries.....	2,797	1,362	1,435	144	111	53	58	33	2,439	22	20
312130	Wineries.....	2,797	1,362	1,435	144	111	53	58	33	2,439	22	20
31214	Distilleries.....	3,581	1,772	1,809	211	161	67	95	D	3,613	18	20
312140	Distilleries.....	3,581	1,772	1,809	211	161	67	95	D	3,613	18	20
3122	Tobacco manufacturing.....	h	h	f	D	D	D	D	142	D	D	25
31221	Tobacco stemming and redrying.....	a	a	a	D	D	D	D	*	D	D	10
312210	Tobacco stemming and redrying.....	a	a	a	D	D	D	D	*	D	D	10
31222	Tobacco product manufacturing.....	h	h	f	D	D	D	D	142	D	D	28
312221	Cigarette manufacturing.....	g	g	e	D	D	D	D	D	D	D	33
312229	Other tobacco product manufacturing.....	g	g	e	D	D	D	D	D	D	D	20
313	Textile mills.....	11,044	8,783	2,261	590	436	295	141	154	18,022	16	14
3131	Fiber, yarn, and thread mills.....	1,718	1,437	281	78	56	41	14	23	3,033	14	13
31311	Fiber, yarn, and thread mills.....	1,718	1,437	281	78	56	41	14	23	3,033	14	13
313111	Yarn spinning mills.....	g	f	c	D	D	D	D	16	D	D	12
313112	Yarn texturizing and twisting mills.....	c	b	b	D	D	D	D	D	D	D	13
313113	Thread mills.....	f	e	b	D	D	D	D	D	D	D	11
3132	Fabric mills.....	6,867	5,323	1,544	390	290	193	96	100	11,127	17	16
31321	Broadwoven fabric mills.....	3,351	2,785	566	164	121	91	31	42	5,590	16	14
313210	Broadwoven fabric mills.....	3,351	2,785	566	164	121	91	31	42	5,590	16	14
31322	Narrow fabric mills and schiffli embroidery.....	f	f	e	D	D	D	D	D	D	D	12
313221	Narrow fabric mills.....	f	f	e	D	D	D	D	D	D	D	13
31323	Nonwoven fabric mills.....	2,385	1,752	633	166	123	76	47	43	3,862	20	21
313230	Nonwoven fabric mills.....	2,385	1,752	633	166	123	76	47	43	3,862	20	21
31324	Knit fabric mills.....	e	c	b	D	D	D	D	D	D	D	13
313241	Weft knit fabric mills.....	e	c	b	D	D	D	D	D	D	D	12
313249	Other knit fabric and lace mills.....	b	b	a	D	D	D	D	D	D	D	13
3133	Textile and fabric finishing mills.....	2,459	2,023	436	122	90	60	30	31	3,862	16	14
31331	Textile and fabric finishing mills.....	1,618	1,422	196	64	48	36	12	17	2,574	14	13
313311	Broadwoven fabric finishing mills.....	173	148	25	6	5	4	1	1	308	12	14
313312	Other textile and fabric finishing mills.....	1,445	1,274	171	58	43	32	11	15	2,266	14	13
31332	Fabric coating mills.....	841	601	240	57	43	24	18	14	1,288	19	17
313320	Fabric coating mills.....	841	601	240	57	43	24	18	14	1,288	19	17
314	Textile product mills.....	6,773	5,154	1,619	344	259	166	93	84	10,687	16	12
3141	Textile furnishings mills.....	1,744	1,313	431	80	58	37	22	22	2,747	13	12
31411	Carpet and rug mills.....	g	g	e	D	D	D	D	D	D	D	13
314110	Carpet and rug mills.....	g	g	e	D	D	D	D	D	D	D	13
31412	Curtain and linen mills.....	e	c	c	D	D	D	D	D	D	D	11
314121	Curtain and drapery mills.....	e	c	c	D	D	D	D	D	D	D	11
3149	Other textile product mills.....	5,029	3,841	1,188	263	201	130	71	62	7,940	16	13
31491	Textile bag and canvas mills.....	328	277	51	14	10	7	3	4	576	13	12
314911	Textile bag mills.....	b	b	b	D	D	D	D	D	D	D	11
314912	Canvas and related product mills.....	c	c	a	D	D	D	D	D	D	D	13
31499	All other textile product mills.....	4,701	3,564	1,137	249	191	123	68	58	7,364	17	13
314991	Rope, cordage, and twine mills.....	274	187	87	15	12	6	5	3	372	17	14
314992	Tire cord and tire fabric mills.....	1,837	1,480	357	97	74	55	18	23	3,111	18	17
314999	All other miscellaneous textile product mills.....	2,590	1,897	693	137	105	61	45	32	3,881	16	12
315	Apparel manufacturing.....	i	h	g	D	D	D	D	D	D	D	11
3151	Apparel knitting mills.....	1,425	1,295	130	51	37	30	6	15	2,569	12	12
31511	Hosiery and sock mills.....	g	g	c	D	D	D	D	D	D	D	12
315111	Sheer hosiery mills.....	f	f	b	D	D	D	D	D	D	D	11
315119	Other hosiery and sock mills.....	e	e	b	D	D	D	D	D	D	D	12
31519	Other apparel knitting mills.....	c	c	a	D	D	D	D	D	D	D	11
315191	Outerwear knitting mills.....	c	c	a	D	D	D	D	D	D	D	10
3152	Cut and sew apparel manufacturing.....	3,898	2,872	1,026	160	119	70	49	40	5,663	12	10
31521	Cut and sew apparel contractors.....	e	e	b	D	D	D	D	D	D	D	9
315211	Men's cut and sew apparel contractors.....	e	e	b	D	D	D	D	D	D	D	9
31522	Men's cut and sew apparel manufacturing.....	2,615	1,983	632	96	70	42	28	D	3,916	11	11
315222	Men's suit, coat, and overcoat manufacturing.....	g	g	f	D	D	D	D	D	D	D	11
315223	Men's shirt, except work shirt, manufacturing.....	a	a	a	D	D	D	D	*	D	D	11
315225	Men's work clothing manufacturing.....	c	c	b	D	D	D	D	D	D	D	10
31523	Women's cut and sew apparel manufacturing.....	e	c	c	D	D	D	D	D	D	D	13
315231	Women's lingerie and nightwear manufacturing.....	e	c	c	D	D	D	D	D	D	D	13
315233	Women's dress manufacturing.....	a	a	a	D	D	D	D	*	D	D	14
31529	Other cut and sew apparel manufacturing.....	569	368	201	24	19	9	10	5	798	11	11
315299	All other cut and sew apparel manufacturing.....	569	368	201	24	19	9	10	5	798	11	11
3159	Accessories and other apparel manufacturing.....	c	c	b	D	D	D	D	D	D	D	11
31599	Accessories and other apparel manufacturing.....	c	c	b	D	D	D	D	D	D	D	11
315991	Hat, cap, and millinery manufacturing.....	c	c	b	D	D	D	D	D	D	D	13
316	Leather and allied product manufacturing.....	f	f	c	D	D	D	D	D	D	D	12
3169	Other leather product manufacturing.....	f	f	c	D	D	D	D	D	D	D	11
31699	Other leather product manufacturing.....	f	f	c	D	D	D	D	D	D	D	11
316991	Luggage manufacturing.....	e	e	a	D	D	D	D	D	D	D	11
316992	Women's handbag and purse manufacturing.....	e	e	b	D	D	D	D	D	D	D	12
316999	All other leather good manufacturing.....	c	b	b	D	D	D	D	D	D	D	10

See the note at the end of the table.

Table M1.3 Employment and Employee Compensation of Foreign-Owned Establishments, by Detailed Industry—Continues

NAICS code	Industry	Number of employees			Employee compensation (millions of dollars)					Production workers hours (thousands)	Production worker wages per hour ¹ (dollars)	Addendum All U.S. establishments: Production worker wages per hour (dollars) ²
		Total	Production workers	Other workers	Total	Payroll			Benefits			
						Total	Production worker wages	Other workers				
321	Wood product manufacturing	16,156	13,602	2,554	638	487	350	137	151	27,034	13	14
3211	Sawmills and wood preservation	4,458	4,025	433	155	118	94	24	37	7,287	13	15
32111	Sawmills and wood preservation	4,458	4,025	433	155	118	94	24	37	7,287	13	15
321113	Sawmills	4,367	3,937	430	151	115	91	24	36	7,091	13	16
321114	Wood preservation	91	88	3	4	3	3	*	1	196	15	14
3212	Plywood and engineered wood product manufacturing	3,370	2,694	676	173	129	88	40	44	5,274	17	15
32121	Plywood and engineered wood product manufacturing	3,370	2,694	676	173	129	88	40	44	5,274	17	15
321211	Hardwood veneer and plywood manufacturing	813	623	190	35	26	15	11	9	1,271	12	13
321213	Engineered wood member manufacturing	b	b	b	D	D	D	D	D	D	D	17
321214	Truss manufacturing	f	f	b	D	D	D	D	D	D	D	13
321219	Reconstituted wood product manufacturing	1,857	1,497	360	118	88	64	24	30	3,264	20	18
3219	Other wood product manufacturing	8,328	6,883	1,445	311	240	168	72	71	14,473	12	14
32191	Millwork	3,356	2,846	510	148	112	82	30	37	5,377	15	15
321911	Wood window and door manufacturing	1,227	1,077	150	54	40	30	10	14	1,914	16	16
321912	Cut stock, resawing lumber, and planing	604	494	110	31	24	17	7	7	1,002	17	14
321918	Other millwork, including flooring	1,525	1,275	250	64	48	34	14	16	2,461	14	14
32192	Wood container and pallet manufacturing	3,971	3,256	715	117	92	61	31	D	7,472	8	11
321920	Wood container and pallet manufacturing	3,971	3,256	715	117	92	61	31	D	7,472	8	11
32199	All other wood product manufacturing	1,001	781	220	46	36	25	11	D	1,624	15	14
321991	Manufactured home (mobile home) manufacturing	b	c	b	D	D	D	D	D	D	D	14
321992	Prefabricated wood building manufacturing	c	b	a	D	D	D	D	D	D	D	14
321999	Miscellaneous wood product manufacturing	f	f	c	D	D	D	D	7	D	D	14
322	Paper manufacturing	45,389	34,395	10,994	3,266	2,439	1,722	718	827	74,599	23	21
3221	Pulp, paper, and paperboard mills	19,312	15,124	4,188	1,631	1,208	879	328	423	32,611	27	28
32211	Pulp mills	312	235	77	23	17	12	5	6	502	24	30
322110	Pulp mills	312	235	77	23	17	12	5	6	502	24	30
32212	Paper mills	16,381	12,810	3,571	1,370	1,015	733	281	355	27,593	27	27
322121	Paper, except newsprint, mills	15,119	11,860	3,259	1,248	924	667	256	325	25,314	26	27
322122	Newsprint mills	1,262	950	312	122	91	66	25	31	2,279	29	31
32213	Paperboard mills	2,619	2,079	540	237	176	134	42	62	4,516	30	28
322130	Paperboard mills	2,619	2,079	540	237	176	134	42	62	4,516	30	28
3222	Converted paper product manufacturing	26,077	19,271	6,806	1,635	1,231	842	389	404	41,988	20	18
32221	Paperboard container manufacturing	14,216	10,626	3,590	833	627	450	177	205	22,925	20	18
322211	Corrugated and solid fiber box manufacturing	7,556	5,153	2,403	441	335	213	122	106	11,026	19	18
322212	Folding paperboard box manufacturing	4,358	3,444	914	258	194	154	40	64	7,761	20	18
322214	Fiber can, tube, and drum manufacturing	e	c	b	D	D	D	D	D	D	D	18
322215	Nonfolding sanitary food container manufacturing	g	g	c	D	D	D	D	D	D	D	16
32222	Paper bag and coated and treated paper manufacturing	i	h	g	D	D	D	D	D	D	D	19
322221	Coated and laminated packaging materials manufacturing	595	479	116	36	28	20	8	8	958	21	18
322222	Coated and laminated paper manufacturing	3,953	2,755	1,198	255	194	114	80	61	5,678	20	20
322223	Plastics, foil, and coated paper bag manufacturing	c	c	b	D	D	D	D	D	D	D	17
322224	Uncoated paper and multiwall bag manufacturing	c	b	b	D	D	D	D	D	D	D	16
322225	Flexible packaging foil manufacturing	1,201	699	502	85	68	37	31	18	1,697	22	20
322226	Surface-coated paperboard manufacturing	b	b	a	D	D	D	D	D	D	D	17
32223	Stationery product manufacturing	c	c	b	D	D	D	D	D	D	D	16
322231	Die-cut paper office supplies manufacturing	c	b	b	D	D	D	D	D	D	D	14
322232	Envelope manufacturing	b	b	a	D	D	D	D	*	D	D	17
322233	Stationery and related product manufacturing	2	1	1	*	*	*	*	*	2	18	15
32229	Other converted paper product manufacturing	5,548	4,307	1,241	384	284	202	82	101	9,846	21	19
322291	Sanitary paper product manufacturing	3,601	2,844	757	256	192	142	51	64	6,800	21	20
322299	All other converted paper product manufacturing	1,947	1,463	484	128	91	60	31	37	3,046	20	17
323	Printing and related support activities	34,720	27,594	7,126	1,979	1,540	1,087	454	439	57,465	19	18
3231	Printing and related support activities	34,720	27,594	7,126	1,979	1,540	1,087	454	439	57,465	19	18
32311	Printing	33,046	26,290	6,756	1,876	1,458	1,033	425	418	54,795	19	18
323110	Commercial lithographic printing	18,595	15,445	3,150	1,061	828	605	222	233	32,524	19	19
323111	Commercial gravure printing	4,216	3,394	822	252	192	146	47	60	7,537	19	19
323112	Commercial flexographic printing	1,939	1,374	565	115	91	59	31	24	2,926	20	18
323113	Commercial screen printing	872	560	312	57	44	21	23	12	1,231	17	14
323115	Digital printing	5	3	2	*	*	*	*	*	6	17	17
323116	Manifold business forms printing	984	497	487	60	46	19	27	14	923	20	17
323117	Books printing	6,435	5,017	1,418	331	257	183	75	74	9,648	19	18
32312	Support activities for printing	1,674	1,304	370	104	83	53	29	21	2,670	20	19
323121	Tradebinding and related work	200	159	41	12	10	7	3	2	355	19	14
323122	Prepress services	1,474	1,145	329	92	73	47	26	19	2,315	20	25
324	Petroleum and coal products manufacturing	21,588	14,001	7,587	2,345	1,811	1,048	763	534	32,396	32	32
3241	Petroleum and coal products manufacturing	21,588	14,001	7,587	2,345	1,811	1,048	763	534	32,396	32	32
32411	Petroleum refineries	14,593	8,927	5,666	1,832	1,411	778	633	421	21,239	37	39
324110	Petroleum refineries	14,593	8,927	5,666	1,832	1,411	778	633	421	21,239	37	39
32412	Asphalt paving and roofing materials manufacturing	5,269	3,970	1,299	382	297	215	81	85	8,746	25	22
324121	Asphalt paving mixture and block manufacturing	3,331	2,470	861	210	163	114	48	47	5,221	22	22
324122	Asphalt shingle and coating materials manufacturing	1,938	1,500	438	172	134	101	33	38	3,525	29	22
32419	Other petroleum and coal products manufacturing	1,726	1,104	622	132	104	56	48	28	2,411	23	23
324191	Petroleum lubricating oil and grease manufacturing	g	f	f	D	D	D	D	D	D	D	23
324199	All other petroleum and coal products manufacturing	e	c	c	D	D	D	D	D	D	D	23
325	Chemical manufacturing	173,278	101,177	72,101	15,878	11,953	5,737	6,216	3,925	206,986	28	25
3251	Basic chemical manufacturing	32,769	20,523	12,246	3,266	2,492	1,465	1,027	774	44,632	33	30
32511	Petrochemical manufacturing	3,239	2,177	1,062	424	317	201	116	107	4,952	41	40
325110	Petrochemical manufacturing	3,239	2,177	1,062	424	317	201	116	107	4,952	41	40
32512	Industrial gas manufacturing	940	595	345	71	56	33	23	15	1,251	27	28
325120	Industrial gas manufacturing	940	595	345	71	56	33	23	15	1,251	27	28
32513	Synthetic dye and pigment manufacturing	3,436	2,141	1,295	259	195	115	81	64	4,509	25	26
325131	Inorganic dye and pigment manufacturing	1,063	641	422	73	55	29	25	18	1,325	22	26
325132	Synthetic organic dye and pigment manufacturing	2,373	1,500	873	186	140	85	55	46	3,184	27	25
32518	Other basic inorganic chemical manufacturing	10,186	6,665	3,521	906	688	411	277	217	14,046	29	30
325181	Alkalies and chlorine manufacturing	e	c	b	D	D	D	D	D	D	D	36
325182	Carbon black manufacturing	e	e	b	D	D	D	D	D	D	D	29
325188	All other basic inorganic chemical manufacturing	9,406	6,038	3,368	832	632	368	264	200	12,669	29	28

See the note at the end of the table.

Table M1.3 Employment and Employee Compensation of Foreign-Owned Establishments, by Detailed Industry—Continues

NAICS code	Industry	Number of employees			Employee compensation (millions of dollars)					Production workers hours (thousands)	Production worker wages per hour ¹ (dollars)	Addendum All U.S. establishments: Production worker wages per hour (dollars) ²
		Total	Production workers	Other workers	Total	Payroll			Benefits			
						Total	Production worker wages	Other workers				
32519	Other basic organic chemical manufacturing	14,968	8,945	6,023	1,607	1,236	705	531	371	19,874	35	31
325191	Gum and wood chemical manufacturing	b	b	b	D	D	D	D	D	D	D	22
325192	Cyclic crude and intermediate manufacturing	1,883	1,177	706	245	188	113	76	57	2,716	42	38
325193	Ethyl alcohol manufacturing	b	b	b	D	D	D	D	D	D	D	22
325199	All other basic organic chemical manufacturing	12,940	7,691	5,249	1,351	1,039	588	451	312	16,987	35	32
3252	Resin, rubber, and artificial fibers manufacturing	17,135	10,695	6,440	1,615	1,238	695	543	377	22,195	31	24
32521	Resin and synthetic rubber manufacturing	16,222	9,980	6,242	1,568	1,202	670	532	366	20,952	32	26
325211	Plastics material and resin manufacturing	14,047	8,656	5,391	1,373	1,055	590	465	317	18,110	33	25
325212	Synthetic rubber manufacturing	2,175	1,324	851	196	147	79	68	49	2,842	28	30
32522	Artificial fibers and filaments manufacturing	913	715	198	47	36	25	11	10	1,243	20	18
325221	Cellulosic organic fiber manufacturing	c	c	b	D	D	D	D	D	D	D	22
325222	Noncellulosic organic fiber manufacturing	f	f	c	D	D	D	D	D	D	D	18
3253	Agricultural chemical manufacturing	6,043	3,911	2,132	508	370	218	152	138	8,732	25	23
32531	Fertilizer manufacturing	3,229	2,273	956	285	200	133	68	84	5,349	25	24
325311	Nitrogenous fertilizer manufacturing	690	459	231	66	50	34	16	16	995	34	30
325312	Phosphatic fertilizer manufacturing	2,176	1,551	625	203	138	92	46	65	3,810	24	29
325314	Fertilizer, mixing only, manufacturing	363	263	100	16	13	8	5	3	544	14	16
32532	Pesticide and other agricultural chemical manufacturing	2,814	1,638	1,176	223	169	85	84	54	3,383	25	21
325320	Pesticide and other agricultural chemical manufacturing	2,814	1,638	1,176	223	169	85	84	54	3,383	25	21
3254	Pharmaceutical and medicine manufacturing	70,104	36,917	33,187	6,940	5,150	1,981	3,169	1,790	71,433	28	25
32541	Pharmaceutical and medicine manufacturing	70,104	36,917	33,187	6,940	5,150	1,981	3,169	1,790	71,433	28	25
325411	Medicinal and botanical manufacturing	3,819	2,212	1,607	366	275	133	142	91	4,352	31	24
325412	Pharmaceutical preparation manufacturing	46,640	24,917	21,723	4,721	3,481	1,305	2,176	1,241	47,602	27	25
325413	In-vitro diagnostic substance manufacturing	7,738	2,801	4,937	863	653	168	485	210	5,342	31	26
325414	Other biological product manufacturing	11,907	6,987	4,920	990	741	375	366	248	14,137	27	21
3255	Paint, coating, and adhesive manufacturing	9,807	5,852	3,955	734	565	265	300	169	12,125	22	20
32551	Paint and coating manufacturing	4,928	2,731	2,197	381	293	127	166	88	5,451	23	21
325510	Paint and coating manufacturing	4,928	2,731	2,197	381	293	127	166	88	5,451	23	21
32552	Adhesive manufacturing	4,879	3,121	1,758	353	272	139	134	81	6,674	21	19
325520	Adhesive manufacturing	4,879	3,121	1,758	353	272	139	134	81	6,674	21	19
3256	Soap, cleaning compound, and toiletry manufacturing	19,683	11,804	7,879	1,601	1,218	587	631	384	24,171	24	21
32561	Soap and cleaning compound manufacturing	8,312	5,346	2,966	706	530	295	235	177	11,241	26	22
325611	Soap and other detergent manufacturing	5,235	3,427	1,808	426	324	182	142	101	7,209	25	23
325612	Polish and other sanitation good manufacturing	1,111	748	363	78	60	33	26	18	1,579	21	19
325613	Surface active agent manufacturing	1,966	1,171	795	203	145	80	66	57	2,453	33	28
32562	Toilet preparation manufacturing	11,371	6,458	4,913	895	688	292	396	207	12,930	23	19
325620	Toilet preparation manufacturing	11,371	6,458	4,913	895	688	292	396	207	12,930	23	19
3259	Other chemical product and preparation manufacturing	17,737	11,475	6,262	1,214	921	526	395	294	23,698	22	21
32591	Printing ink manufacturing	5,023	3,650	1,373	344	263	173	91	81	7,590	23	21
325910	Printing ink manufacturing	5,023	3,650	1,373	344	263	173	91	81	7,590	23	21
32592	Explosives manufacturing	1,633	1,073	560	107	83	44	39	24	2,232	20	20
325920	Explosives manufacturing	1,633	1,073	560	107	83	44	39	24	2,232	20	20
32599	All other chemical preparation manufacturing	11,081	6,752	4,329	763	574	309	266	189	13,876	22	21
325991	Custom compounding of purchased resins	2,422	1,586	836	152	118	66	52	34	3,142	21	19
325992	Photographic film and chemical manufacturing	3,675	2,472	1,203	256	192	113	78	64	5,135	22	25
325998	Other miscellaneous chemical product manufacturing	4,984	2,694	2,290	356	265	129	135	91	5,599	23	21
326	Plastics and rubber products manufacturing	101,278	78,497	22,781	6,024	4,524	3,137	1,387	1,499	162,436	19	16
3261	Plastics product manufacturing	56,629	42,679	13,950	3,123	2,381	1,542	839	742	89,311	17	15
32611	Plastics packaging materials, film and sheet	9,205	6,420	2,785	634	479	289	190	155	14,723	20	18
326111	Plastics bag manufacturing	832	571	261	58	44	26	19	14	1,361	19	16
326112	Plastics packaging film and sheet manufacturing	3,988	2,916	1,072	262	204	128	76	58	6,492	20	20
326113	Nonpackaging plastics film and sheet manufacturing	4,385	2,933	1,452	314	231	136	95	83	6,870	20	19
32612	Plastics pipe, fittings, and profile shapes	5,212	3,559	1,653	316	238	131	107	78	7,388	18	16
326121	Unlaminated plastics profile shape manufacturing	3,170	1,908	1,262	204	153	72	81	51	3,991	18	17
326122	Plastics pipe and pipe fitting manufacturing	2,042	1,651	391	112	85	59	26	27	3,397	17	16
32613	Laminated plastics plate, sheet, and shapes	982	730	252	51	39	24	14	12	1,291	19	18
326130	Laminated plastics plate, sheet, and shapes	982	730	252	51	39	24	14	12	1,291	19	18
32614	Polystyrene foam product manufacturing	2,908	2,370	538	126	97	73	24	29	4,936	15	15
326140	Polystyrene foam product manufacturing	2,908	2,370	538	126	97	73	24	29	4,936	15	15
32615	Urethane and other foam product manufacturing	1,668	1,315	353	86	66	42	24	19	2,388	18	15
326150	Urethane and other foam product manufacturing	1,668	1,315	353	86	66	42	24	19	2,388	18	15
32616	Plastics bottle manufacturing	3,517	2,886	631	195	149	112	37	46	6,152	18	16
326160	Plastics bottle manufacturing	3,517	2,886	631	195	149	112	37	46	6,152	18	16
32619	Other plastics product manufacturing	33,137	25,399	7,738	1,716	1,313	870	442	403	52,433	17	15
326191	Plastics plumbing fixture manufacturing	g	g	e	D	D	D	D	D	D	D	13
326192	Resilient floor covering manufacturing	f	e	c	D	D	D	D	D	D	D	20
326199	All other plastics product manufacturing	30,361	23,237	7,124	1,570	1,203	798	405	368	48,316	17	15
3262	Rubber product manufacturing	44,649	35,818	8,831	2,901	2,143	1,596	548	758	73,125	22	20
32621	Tire manufacturing	23,965	19,887	4,078	1,847	1,343	1,066	277	504	39,440	27	25
326211	Tire manufacturing, except retreading	i	i	h	D	D	D	D	D	D	D	26
326212	Tire retreading	j	j	b	D	D	D	D	D	D	D	15
32622	Rubber and plastics hose and belting manufacturing	6,172	4,828	1,344	287	220	144	77	67	9,614	15	16
326220	Rubber and plastics hose and belting manufacturing	6,172	4,828	1,344	287	220	144	77	67	9,614	15	16
32629	Other rubber product manufacturing	14,512	11,103	3,409	766	580	386	193	187	24,071	16	16
326291	Rubber product manufacturing for mechanical use	9,655	7,391	2,264	487	373	245	128	114	16,023	15	15
326299	All other rubber product manufacturing	4,857	3,712	1,145	279	206	141	65	73	8,048	18	16
327	Nonmetallic mineral product manufacturing	99,367	77,613	21,754	6,082	4,639	3,250	1,389	1,443	162,358	20	18
3271	Clay product and refractory manufacturing	8,381	6,607	1,774	490	371	259	112	119	13,895	19	17
32711	Pottery, ceramics, and plumbing fixture manufacturing	829	577	252	51	38	23	15	13	1,220	19	16
327112	Vitreous china and earthenware articles manufacturing	e	c	c	D	D	D	D	D	D	D	16
327113	Porcelain electrical supply manufacturing	e	e	c	D	D	D	D	D	D	D	17
32712	Clay building material and refractories manufacturing	7,552	6,030	1,522	440	333	236	97	106	12,675	19	17
327121	Brick and structural clay tile manufacturing	3,815	3,178	637	195	150	117	33	45	6,543	18	16
327122	Ceramic wall and floor tile manufacturing	1,189	975	214	66	51	35	16	15	2,093	17	16
327123	Other structural clay product manufacturing	c	b	b	D	D	D	D	D	D	D	16
327124	Clay refractory manufacturing	e	e	b	D	D	D	D	D	D	D	18
327125	Nonclay refractory manufacturing	2,037	1,470	567	148	108	67	41	40	3,163	21	21

See the note at the end of the table.

Table M1.3 Employment and Employee Compensation of Foreign-Owned Establishments, by Detailed Industry—Continues

NAICS code	Industry	Number of employees			Employee compensation (millions of dollars)					Production workers hours (thousands)	Production worker wages per hour ¹ (dollars)	Addendum All U.S. establishments: Production worker wages per hour (dollars) ²
		Total	Production workers	Other workers	Total	Payroll			Benefits			
						Total	Production worker wages	Other workers				
3272	Glass and glass product manufacturing	24,083	19,334	4,749	1,475	1,098	794	304	377	40,021	20	19
32721	Glass and glass product manufacturing	24,083	19,334	4,749	1,475	1,098	794	304	377	40,021	20	19
327211	Flat glass manufacturing	h	g	e	D	D	D	D	D	D	D	20
327212	Other pressed and blown glass and glassware	i	h	f	D	D	D	D	D	D	D	20
327213	Glass container manufacturing	4,698	4,109	589	372	264	222	42	108	8,412	26	26
327215	Glass product manufacturing made of purchased glass	11,247	8,487	2,760	600	461	282	179	139	17,854	16	15
3273	Cement and concrete product manufacturing	53,924	42,244	11,680	3,152	2,445	1,762	683	706	87,805	20	18
32731	Cement manufacturing	12,330	9,348	2,982	1,010	776	566	210	234	19,795	29	27
327310	Cement manufacturing	12,330	9,348	2,982	1,010	776	566	210	234	19,795	29	27
32732	Ready-mix concrete manufacturing	23,273	18,693	4,580	1,175	918	689	229	257	38,623	18	19
327320	Ready-mix concrete manufacturing	23,273	18,693	4,580	1,175	918	689	229	257	38,623	18	19
32733	Concrete pipe, brick, and block manufacturing	9,417	7,025	2,392	494	392	252	140	102	14,575	17	17
327331	Concrete block and brick manufacturing	4,814	3,317	1,497	261	207	129	78	54	7,005	18	17
327332	Concrete pipe manufacturing	4,603	3,708	895	233	185	122	62	48	7,570	16	17
32739	Other concrete product manufacturing	8,904	7,178	1,726	472	360	256	104	112	14,812	17	15
327390	Other concrete product manufacturing	8,904	7,178	1,726	472	360	256	104	112	14,812	17	15
3274	Lime and gypsum product manufacturing	3,140	2,503	637	236	184	124	60	52	5,320	23	22
32741	Lime manufacturing	g	g	e	D	D	D	D	D	D	D	24
327410	Lime manufacturing	g	g	e	D	D	D	D	D	D	D	24
32742	Gypsum product manufacturing	g	f	c	D	D	D	D	D	D	D	22
327420	Gypsum product manufacturing	g	f	c	D	D	D	D	D	D	D	22
3279	Other nonmetallic mineral products	9,839	6,925	2,914	729	540	310	230	189	15,317	20	18
32791	Abrasive product manufacturing	3,600	2,405	1,195	285	205	100	105	80	5,025	20	17
327910	Abrasive product manufacturing	3,600	2,405	1,195	285	205	100	105	80	5,025	20	17
32799	All other nonmetallic mineral products manufacturing	6,239	4,520	1,719	445	335	211	125	110	10,292	20	18
327991	Cut stone and stone product manufacturing	e	e	b	D	D	D	D	D	D	D	16
327992	Ground or treated minerals and earths manufacturing	1,997	1,203	794	180	134	76	58	46	2,910	26	22
327993	Mineral wool manufacturing	2,329	1,931	398	161	123	85	38	38	4,398	19	21
327999	Miscellaneous nonmetallic mineral products	g	g	e	D	D	D	D	D	D	D	17
331	Primary metal manufacturing	85,705	68,370	17,335	6,851	5,063	3,811	1,252	1,788	146,171	26	22
3311	Iron and steel mills and ferroalloy manufacturing	40,831	32,646	8,185	3,850	2,804	2,185	619	1,046	71,251	31	29
33111	Iron and steel mills and ferroalloy manufacturing	40,831	32,646	8,185	3,850	2,804	2,185	619	1,046	71,251	31	29
331111	Iron and steel mills	40,443	32,404	8,039	3,816	2,777	2,172	605	1,039	70,746	31	29
331112	Ferroalloy and related product manufacturing	388	242	146	33	26	13	13	7	505	26	25
3312	Steel product manufacturing from purchased steel	12,383	9,871	2,512	778	603	428	175	176	20,739	21	19
33121	Iron, steel pipe and tube from purchase steel	6,420	5,107	1,313	397	311	213	98	86	10,743	20	19
331210	Iron, steel pipe and tube from purchase steel	6,420	5,107	1,313	397	311	213	98	86	10,743	20	19
33122	Rolling and drawing of purchased steel	5,963	4,764	1,199	381	291	214	77	90	9,996	21	19
331221	Rolled steel shape manufacturing	2,459	1,844	615	181	136	96	40	45	3,816	25	23
331222	Steel wire drawing	3,504	2,920	584	201	155	118	38	45	6,180	19	18
3313	Alumina and aluminum production	9,237	7,031	2,206	675	498	335	163	177	15,381	22	21
33131	Alumina and aluminum production	9,237	7,031	2,206	675	498	335	163	177	15,381	22	21
331311	Alumina refining	f	f	c	D	D	D	D	D	D	D	26
331312	Primary aluminum production	2,791	2,258	533	210	153	111	42	57	4,811	23	24
331314	Secondary smelting and alloying of aluminum	886	552	334	64	50	29	22	13	1,267	23	19
331315	Aluminum sheet, plate, and foil manufacturing	2,346	1,712	634	189	138	87	50	51	3,635	24	25
331316	Aluminum extruded product manufacturing	2,188	1,744	444	121	92	64	28	29	3,982	16	17
331319	Other aluminum rolling and drawing	e	e	b	D	D	D	D	D	D	D	20
3314	Other nonferrous metal production	9,601	7,232	2,369	659	505	353	152	154	14,867	24	21
33141	Other nonferrous metal production	3,180	2,344	836	232	183	123	60	49	4,982	25	23
331411	Primary smelting and refining of copper	e	e	b	D	D	D	D	D	D	D	25
331419	Primary nonferrous metal, except Cu and Al	h	g	f	D	D	D	D	D	D	D	23
33142	Rolled, drawn, extruded, and alloyed copper	3,213	2,439	774	220	166	114	52	54	5,048	23	19
331421	Copper rolling, drawing, and extruding	2,365	1,852	513	171	127	90	37	44	3,909	23	21
331422	Copper wire, except mechanical, drawing	f	f	c	D	D	D	D	D	D	D	17
331423	Secondary processing of copper	b	b	a	D	D	D	D	D	D	D	20
33149	Nonferrous metal, except Cu and Al, shaping	3,208	2,449	759	208	156	116	41	51	4,837	24	23
331491	Nonferrous metal, except Cu and Al, shaping	1,275	1,028	247	71	54	35	20	17	1,990	17	23
331492	Secondary processing of other nonferrous metal	1,933	1,421	512	137	102	81	21	35	2,847	29	23
3315	Foundries	13,653	11,590	2,063	889	654	510	144	235	23,933	21	19
33151	Ferrous metal foundries	6,613	5,529	1,084	439	309	251	59	129	11,173	22	20
331511	Iron foundries	5,322	4,520	802	362	250	207	42	113	8,790	24	21
331512	Steel investment foundries	547	434	113	26	21	16	5	D	992	16	17
331513	Steel foundries, except investment	744	575	169	50	39	28	11	D	1,391	20	18
33152	Nonferrous metal foundries	7,040	6,061	979	450	345	260	85	106	12,760	20	18
331521	Aluminum die-casting foundries	3,800	3,434	366	220	169	141	28	52	7,230	19	19
331522	Nonferrous, except Al, die-casting foundries	f	e	c	D	D	D	D	D	D	D	17
331524	Aluminum foundries, except die-casting	1,769	1,540	229	114	89	66	22	26	3,102	21	17
331525	Copper foundries, except die-casting	e	e	b	D	D	D	D	D	D	D	16
331528	Other nonferrous foundries, except die-casting	519	317	202	56	41	25	16	15	763	33	18
332	Fabricated metal product manufacturing	110,666	80,212	30,454	6,864	5,283	3,236	2,047	1,581	169,248	19	18
3321	Forging and stamping	11,145	8,618	2,527	677	523	357	166	154	18,302	19	18
33211	Forging and stamping	11,145	8,618	2,527	677	523	357	166	154	18,302	19	18
332111	Iron and steel forging	2,708	2,051	657	166	127	82	45	39	4,367	19	20
332112	Nonferrous forging	g	f	c	D	D	D	D	D	D	D	20
332114	Custom roll forming	2,558	2,060	498	182	143	104	39	39	4,612	23	18
332115	Crown and closure manufacturing	c	c	b	D	D	D	D	D	D	D	19
332116	Metal stamping	2,192	1,443	749	113	87	50	37	26	2,952	17	17
332117	Powder metallurgy part manufacturing	2,520	2,111	409	133	103	76	27	30	4,374	17	16
3322	Cutlery and handtool manufacturing	3,901	2,379	1,522	254	190	85	105	64	4,855	18	18
33221	Cutlery and handtool manufacturing	3,901	2,379	1,522	254	190	85	105	64	4,855	18	18
332211	Cutlery and flatware, except precious, manufacturing	e	c	c	D	D	D	D	4	D	D	23
332212	Hand and edge tool manufacturing	2,803	1,830	973	184	136	67	69	48	3,726	18	17
332213	Saw blade and handsaw manufacturing	f	e	e	D	D	D	D	12	D	D	18
3323	Architectural and structural metals manufacturing	24,209	17,981	6,228	1,353	1,044	683	361	309	38,409	18	17
33231	Plate work and fabricated structural products	10,776	7,588	3,188	704	544	336	208	160	16,713	20	18
332311	Prefabricated metal buildings and components	2,529	1,698	831	152	119	68	50	34	3,470	20	17
332312	Fabricated structural metal manufacturing	7,559	5,392	2,167	506	391	245	146	115	12,272	20	18
332313	Plate work manufacturing	688	498	190	46	35	23	12	11	971	24	18

See the note at the end of the table.

Table M1.3 Employment and Employee Compensation of Foreign-Owned Establishments, by Detailed Industry—Continues

NAICS code	Industry	Number of employees			Employee compensation (millions of dollars)					Production workers hours (thousands)	Production worker wages per hour ¹ (dollars)	Addendum All U.S. establishments: Production worker wages per hour (dollars) ²
		Total	Production workers	Other workers	Total	Payroll			Benefits			
						Total	Production worker wages	Other workers				
33232	Ornamental and architectural metal products	13,433	10,393	3,040	649	500	347	153	149	21,696	16	16
332321	Metal window and door manufacturing	7,036	5,125	1,911	347	267	184	83	80	10,688	17	14
332322	Sheet metal work manufacturing.....	h	h	f	D	D	D	D	D	D	D	17
332323	Ornamental and architectural metal work manufacturing	g	g	e	D	D	D	D	D	D	D	16
3324	Boiler, tank, and shipping container manufacturing	10,194	7,032	3,162	765	593	360	233	171	15,608	23	20
33241	Power boiler and heat exchanger manufacturing	5,608	3,382	2,226	432	337	171	166	96	7,754	22	20
332410	Power boiler and heat exchanger manufacturing	5,608	3,382	2,226	432	337	171	166	96	7,754	22	20
33242	Metal tank, heavy gauge, manufacturing	1,650	1,240	410	98	74	50	24	24	2,650	19	20
332420	Metal tank, heavy gauge, manufacturing	1,650	1,240	410	98	74	50	24	24	2,650	19	20
33243	Metal can, box, and other container manufacturing	2,936	2,410	526	234	182	139	43	52	5,204	27	21
332431	Metal can manufacturing	2,673	2,210	463	219	171	132	39	48	4,814	27	25
332439	Other metal container manufacturing	263	200	63	15	11	7	4	4	390	17	15
3325	Hardware manufacturing	11,235	8,375	2,860	620	468	279	190	152	16,750	17	17
33251	Hardware manufacturing	11,235	8,375	2,860	620	468	279	190	152	16,750	17	17
332510	Hardware manufacturing	11,235	8,375	2,860	620	468	279	190	152	16,750	17	17
3326	Spring and wire product manufacturing	3,229	2,577	652	174	139	101	38	35	5,589	18	15
33261	Spring and wire product manufacturing	3,229	2,577	652	174	139	101	38	35	5,589	18	15
332611	Spring, heavy gauge, manufacturing	677	477	200	48	38	24	14	10	1,084	22	18
332612	Spring, light gauge, manufacturing	1,195	1,010	185	58	48	38	9	10	2,288	17	16
332618	Other fabricated wire product manufacturing	1,357	1,090	267	68	53	39	14	15	2,217	17	15
3327	Machine shops and threaded product manufacturing	12,029	9,175	2,854	783	608	411	197	175	19,725	21	19
33271	Machine shops	4,944	3,532	1,412	344	268	172	95	76	7,435	23	19
332710	Machine shops	4,944	3,532	1,412	344	268	172	95	76	7,435	23	19
33272	Turned product and screw, nut, and bolt manufacturing	7,085	5,643	1,442	440	340	239	102	99	12,290	19	19
332721	Precision turned product manufacturing	3,965	3,276	689	239	184	139	45	55	7,280	19	18
332722	Bolt, nut, screw, rivet, and washer manufacturing	3,120	2,367	753	201	157	100	57	44	5,010	20	20
3328	Coating, engraving, and heat treating metals	6,227	4,423	1,804	416	322	204	118	94	9,559	21	16
33281	Coating, engraving, and heat treating metals	6,227	4,423	1,804	416	322	204	118	94	9,559	21	16
332811	Metal heat treating	2,111	1,491	620	141	110	71	39	31	3,287	22	18
332812	Metal coating and nonprecious engraving	3,550	2,518	1,032	240	184	114	70	55	5,345	21	17
332813	Electroplating, anodizing, and coloring metal	566	414	152	35	27	18	9	7	927	20	15
3329	Other fabricated metal product manufacturing	28,497	19,652	8,845	1,822	1,395	757	638	427	40,451	19	18
33291	Metal valve manufacturing	10,851	6,669	4,182	704	537	247	290	166	13,652	18	18
332911	Industrial valve manufacturing	3,880	2,188	1,692	283	210	90	120	73	4,411	20	19
332912	Fluid power valve and hose fitting manufacturing	5,122	3,072	2,050	317	248	111	137	70	6,683	17	17
332913	Plumbing fixture fitting and trim manufacturing	200	163	37	14	11	6	5	3	347	18	18
332919	Other metal valve and pipe fitting manufacturing	1,649	1,246	403	90	69	40	28	21	2,211	18	19
33299	All other fabricated metal product manufacturing	17,646	12,983	4,663	1,118	858	509	349	261	26,799	19	18
332991	Ball and roller bearing manufacturing	9,115	7,668	1,447	551	410	311	100	140	15,569	20	20
332992	Small arms ammunition manufacturing	b	b	a	D	D	D	D	D	D	D	21
332994	Small arms manufacturing	g	f	e	D	D	D	D	D	D	D	18
332995	Other ordnance and accessories manufacturing	g	e	g	D	D	D	D	D	D	D	22
332996	Fabricated pipe and pipe fitting manufacturing	1,972	1,455	517	113	89	61	29	24	3,299	18	17
332997	Industrial pattern manufacturing	b	b	a	D	D	D	D	D	D	D	21
332999	Miscellaneous fabricated metal product manufacturing	3,336	2,480	856	178	137	82	55	41	5,184	16	17
333	Machinery manufacturing	142,774	91,421	51,353	9,464	7,195	3,743	3,452	2,269	184,030	20	19
3331	Agriculture, construction, and mining machinery manufacturing	32,797	24,506	8,291	1,881	1,436	904	533	445	47,191	19	20
33311	Agricultural implement manufacturing	14,504	11,943	2,561	724	537	388	149	187	22,635	17	18
333111	Farm machinery and equipment manufacturing	5,734	4,395	1,339	352	264	189	75	88	9,289	20	20
333112	Lawn and garden equipment manufacturing	8,770	7,548	1,222	371	273	199	74	99	13,346	15	15
33312	Construction machinery manufacturing	11,425	7,751	3,674	699	536	294	242	163	14,482	20	20
333120	Construction machinery manufacturing	11,425	7,751	3,674	699	536	294	242	163	14,482	20	20
33313	Mining and oil and gas field machinery manufacturing	6,868	4,812	2,056	459	363	222	141	96	10,074	22	21
333131	Mining machinery and equipment manufacturing	1,011	570	441	61	46	16	30	14	1,231	13	19
333132	Oil and gas field machinery and equipment	5,857	4,242	1,615	398	317	206	111	82	8,843	23	21
3332	Industrial machinery manufacturing	13,537	6,917	6,620	1,022	796	329	467	227	13,817	24	21
33322	Plastics and rubber industry machinery	1,246	740	506	83	62	29	34	21	1,476	19	20
333220	Plastics and rubber industry machinery	1,246	740	506	83	62	29	34	21	1,476	19	20
33329	Other industrial machinery manufacturing	12,291	6,177	6,114	939	733	301	433	206	12,341	24	21
333291	Paper industry machinery manufacturing	1,969	755	1,214	160	123	36	87	36	1,462	25	23
333292	Textile machinery manufacturing	409	276	133	23	17	10	7	6	559	18	17
333293	Printing machinery and equipment manufacturing	2,401	1,139	1,262	164	129	43	86	35	2,066	21	22
333294	Food product machinery manufacturing	1,553	786	767	116	89	32	56	28	1,589	20	20
333295	Semiconductor machinery manufacturing	2,567	1,444	1,123	263	210	93	117	53	2,944	32	26
333298	All other industrial machinery manufacturing	3,392	1,777	1,615	212	165	85	80	47	3,721	23	20
3333	Commercial and service industry machinery	12,133	6,400	5,733	746	564	232	333	182	12,879	18	18
33331	Commercial and service industry machinery	12,133	6,400	5,733	746	564	232	333	182	12,879	18	18
333311	Automatic vending machine manufacturing	c	c	b	D	D	D	D	D	D	D	13
333312	Commercial laundry and drycleaning machinery	g	f	e	D	D	D	D	D	D	D	17
333313	Office machinery manufacturing	f	c	f	D	D	D	D	D	D	D	19
333314	Optical instrument and lens manufacturing	1,422	931	491	87	69	31	38	18	1,876	17	22
333315	Photographic and photocopying equipment manufacturing	1,233	676	557	83	63	23	40	20	1,360	17	19
333319	Other commercial and service machinery manufacturing	7,375	3,665	3,710	479	363	145	218	115	7,595	19	17
3334	HVAC and commercial refrigeration equipment	19,924	13,845	6,079	1,067	810	455	355	257	28,178	16	16
33341	HVAC and commercial refrigeration equipment	19,924	13,845	6,079	1,067	810	455	355	257	28,178	16	16
333411	Air purification equipment manufacturing	1,647	1,207	440	72	57	33	24	15	2,553	13	14
333412	Industrial and commercial fan and blower manufacturing	739	634	105	29	22	16	5	7	1,393	12	15
333414	Heating equipment, except warm air furnaces	924	573	351	61	47	19	28	13	1,181	16	16
333415	AC, refrigeration, and forced air heating	16,614	11,431	5,183	906	684	386	298	222	23,051	17	16
3335	Metalworking machinery manufacturing	11,735	7,323	4,412	915	712	367	345	203	14,721	25	21
33351	Metalworking machinery manufacturing	11,735	7,323	4,412	915	712	367	345	203	14,721	25	21
333511	Industrial mold manufacturing	f	f	c	D	D	D	D	D	D	D	21
333512	Metal cutting machine tool manufacturing	2,235	1,178	1,057	200	155	68	87	45	2,282	30	22
333513	Metal forming machine tool manufacturing	438	263	175	23	18	10	8	D	520	20	22
333514	Special tool, die, jig, and fixture manufacturing	2,885	1,838	1,047	248	195	107	88	52	3,866	28	22
333515	Cutting tool and machine tool accessory manufacturing	3,218	2,321	897	195	149	89	60	46	4,430	20	22
333516	Rolling mill machinery and equipment manufacturing	c	c	b	D	D	D	D	D	D	D	22
333518	Other metalworking machinery manufacturing	2,124	1,106	1,018	187	147	58	89	40	2,347	25	23

See the note at the end of the table.

Table M1.3 Employment and Employee Compensation of Foreign-Owned Establishments, by Detailed Industry—Continues

NAICS code	Industry	Number of employees			Employee compensation (millions of dollars)					Production workers hours (thousands)	Production worker wages per hour ¹ (dollars)	Addendum All U.S. establishments: Production worker wages per hour (dollars) ²
		Total	Production workers	Other workers	Total	Payroll			Benefits			
						Total	Production worker wages	Other workers				
3336	Turbine and power transmission equipment manufacturing	17,820	12,032	5,788	1,414	1,023	600	422	391	25,320	24	20
33361	Turbine and power transmission equipment manufacturing	17,820	12,032	5,788	1,414	1,023	600	422	391	25,320	24	20
333611	Turbine and turbine generator set units manufacturing	5,709	3,315	2,394	428	324	153	171	104	6,247	25	21
333612	Speed changer, drive, and gear manufacturing	1,319	988	331	85	61	39	22	D	1,905	20	19
333613	Mechanical power transmission equipment manufacturing.....	2,151	1,704	447	130	99	70	29	D	3,455	20	20
333618	Other engine equipment manufacturing	8,641	6,025	2,616	770	538	338	200	232	13,713	25	21
3339	Other general purpose machinery manufacturing	34,828	20,398	14,430	2,418	1,853	855	998	565	41,924	20	19
33391	Pump and compressor manufacturing	6,282	3,405	2,877	440	342	150	192	99	7,293	21	20
333911	Pump and pumping equipment manufacturing	3,276	1,733	1,543	235	181	79	102	53	3,517	23	21
333912	Air and gas compressor manufacturing	h	g	g	D	D	D	D	45	D	D	20
333913	Measuring and dispensing pump manufacturing	a	a	a	D	D	D	D	*	D	D	17
33392	Material handling equipment manufacturing	11,100	7,004	4,096	677	524	283	240	153	14,713	19	19
333921	Elevator and moving stairway manufacturing	3,064	2,027	1,037	165	123	76	47	42	4,061	19	18
333922	Conveyor and conveying equipment manufacturing	2,932	1,697	1,235	199	154	70	84	45	3,664	19	19
333923	Overhead cranes, hoists, and monorail systems	905	515	390	58	46	21	25	12	997	21	20
333924	Industrial truck, trailer, and stacker manufacturing.....	4,199	2,765	1,434	255	200	115	85	55	5,991	19	18
33399	All other general purpose machinery manufacturing.....	17,446	9,989	7,457	1,301	988	422	565	313	19,918	21	19
333991	Power-driven handtool manufacturing.....	2,273	1,848	425	110	85	60	25	25	3,556	17	18
333992	Welding and soldering equipment manufacturing	2,624	1,243	1,381	239	178	61	118	61	2,581	23	21
333993	Packaging machinery manufacturing	2,461	1,123	1,338	230	175	59	116	55	2,368	25	20
333994	Industrial process furnace and oven manufacturing	c	c	b	D	D	D	D	D	D	D	19
333995	Fluid power cylinder and actuator manufacturing.....	557	379	178	29	23	12	11	D	739	16	21
333996	Fluid power pump and motor manufacturing	2,814	1,592	1,222	208	156	71	85	52	3,706	19	19
333997	Scale and balance, except laboratory, manufacturing.....	f	e	e	D	D	D	D	8	D	D	17
333999	Miscellaneous general purpose machinery manufacturing.....	5,948	3,412	2,536	438	336	145	191	102	6,198	23	19
334	Computer and electronic product manufacturing	134,513	70,294	64,219	11,127	8,580	2,965	5,616	2,547	140,727	21	21
3341	Computer and peripheral equipment manufacturing	8,262	3,137	5,125	781	612	108	504	169	6,149	18	20
33411	Computer and peripheral equipment manufacturing	8,262	3,137	5,125	781	612	108	504	169	6,149	18	20
334111	Electronic computer manufacturing.....	f	e	e	D	D	D	D	D	D	D	20
334112	Computer storage device manufacturing	3,698	1,427	2,271	403	317	43	274	86	2,854	15	19
334113	Computer terminal manufacturing.....	e	c	c	D	D	D	D	D	D	D	18
334119	Other computer peripheral equipment manufacturing.....	3,478	1,257	2,221	296	232	47	184	64	2,399	20	19
3342	Communications equipment manufacturing	11,967	4,556	7,411	995	778	200	578	217	8,652	23	22
33421	Telephone apparatus manufacturing	2,829	715	2,114	256	201	35	166	55	1,425	25	22
334210	Telephone apparatus manufacturing	2,829	715	2,114	256	201	35	166	55	1,425	25	22
33422	Broadcast and wireless communications equipment	6,157	2,512	3,645	580	452	124	328	128	4,859	26	23
334220	Broadcast and wireless communications equipment	6,157	2,512	3,645	580	452	124	328	128	4,859	26	23
33429	Other communications equipment manufacturing	2,981	1,329	1,652	159	125	40	85	34	2,368	17	17
334290	Other communications equipment manufacturing.....	2,981	1,329	1,652	159	125	40	85	34	2,368	17	17
3343	Audio and video equipment manufacturing	4,533	2,462	2,071	284	216	81	135	68	4,539	18	16
33431	Audio and video equipment manufacturing	4,533	2,462	2,071	284	216	81	135	68	4,539	18	16
334310	Audio and video equipment manufacturing.....	4,533	2,462	2,071	284	216	81	135	68	4,539	18	16
3344	Semiconductor and electronic component manufacturing	42,040	27,073	14,967	3,106	2,358	1,198	1,160	749	54,512	22	20
33441	Semiconductor and electronic component manufacturing	42,040	27,073	14,967	3,106	2,358	1,198	1,160	749	54,512	22	20
334411	Electron tube manufacturing	g	g	e	D	D	D	D	D	D	D	22
334412	Bare printed circuit board manufacturing	833	723	110	47	37	30	7	10	1,293	23	16
334413	Semiconductors and related device manufacturing	18,725	11,896	6,829	1,637	1,245	649	595	392	24,090	27	26
334414	Electronic capacitor manufacturing	2,234	1,341	893	132	93	40	53	38	3,050	13	14
334415	Electronic resistor manufacturing	912	585	327	49	38	20	17	11	1,102	19	17
334416	Electronic coils, transformers, and inductors.....	c	b	b	D	D	D	D	D	D	D	14
334417	Electronic connector manufacturing	6,356	5,046	1,310	358	265	174	90	94	9,496	18	18
334418	Printed circuit assembly manufacturing	5,020	3,262	1,758	365	282	132	150	84	6,155	21	15
334419	Other electronic component manufacturing	6,528	3,111	3,417	448	347	119	228	102	7,031	17	17
3345	Electronic instrument manufacturing	54,655	24,167	30,488	5,139	3,988	1,084	2,903	1,151	48,759	22	23
33451	Electronic instrument manufacturing	54,655	24,167	30,488	5,139	3,988	1,084	2,903	1,151	48,759	22	23
334510	Electromedical apparatus manufacturing	15,047	7,642	7,405	1,272	994	339	655	278	15,076	23	22
334511	Search, detection, and navigation instruments.....	15,267	5,082	10,185	1,830	1,429	260	1,169	401	10,621	24	26
334512	Automatic environmental control manufacturing	3,190	1,632	1,558	172	135	58	77	37	3,125	18	16
334513	Industrial process variable instruments.....	4,509	2,194	2,315	368	279	92	188	89	4,380	21	18
334514	Totalizing fluid meters and counting devices	3,649	2,322	1,327	250	188	78	110	62	4,544	17	19
334515	Electricity and signal testing instruments.....	2,999	859	2,140	352	268	37	231	84	1,626	23	23
334516	Analytical laboratory instrument manufacturing	2,810	1,081	1,729	237	183	50	133	54	2,230	23	22
334517	Irradiation apparatus manufacturing	2,568	1,131	1,437	295	234	78	155	61	2,558	31	25
334518	Watch, clock, and part manufacturing.....	204	154	50	9	7	4	3	2	323	13	15
334519	Other measuring and controlling device manufacturing.....	4,412	2,070	2,342	355	271	88	182	84	4,276	21	17
3346	Magnetic media manufacturing and reproducing	13,056	8,899	4,157	823	629	293	336	194	18,116	16	17
33461	Magnetic media manufacturing and reproducing	13,056	8,899	4,157	823	629	293	336	194	18,116	16	17
334611	Software reproducing.....	b	b	a	D	D	D	D	D	D	D	19
334612	Audio and video media reproduction.....	9,490	7,665	1,825	464	348	239	110	D	15,624	15	16
334613	Magnetic and optical recording media manufacturing.....	h	g	g	D	D	D	D	D	D	D	21
335	Electrical equipment and appliance manufacturing	66,697	47,207	19,490	3,955	2,988	1,714	1,274	967	94,787	18	18
3351	Electric lighting equipment manufacturing.....	6,786	5,053	1,733	414	302	187	115	112	11,131	17	16
33511	Electric lamp bulb and part manufacturing.....	h	g	f	D	D	D	D	D	D	D	22
335110	Electric lamp bulb and part manufacturing.....	h	g	f	D	D	D	D	D	D	D	22
33512	Lighting fixture manufacturing	h	h	f	D	D	D	D	D	D	D	14
335121	Residential electric lighting fixture manufacturing	941	794	147	56	41	28	13	15	1,646	17	13
335122	Nonresidential electric lighting fixture manufacturing.....	g	g	e	D	D	D	D	22	D	D	14
335129	Other lighting equipment manufacturing	882	547	335	50	38	15	23	D	1,147	13	15
3352	Household appliance manufacturing	13,586	11,825	1,761	629	465	346	119	164	23,371	15	17
33521	Small electrical appliance manufacturing.....	2,827	2,268	559	141	109	68	42	32	4,115	16	15
335211	Electric housewares and household fan manufacturing.....	e	c	c	D	D	D	D	D	D	D	15
335212	Household vacuum cleaner manufacturing.....	h	g	e	D	D	D	D	D	D	D	15
33522	Major appliance manufacturing	10,759	9,557	1,202	488	355	278	78	132	19,256	14	18
335221	Household cooking appliance manufacturing	h	h	e	D	D	D	D	D	D	D	14
335222	Household refrigerator and home freezer manufacturing.....	h	g	c	D	D	D	D	D	D	D	20
335224	Household laundry equipment manufacturing.....	g	g	c	D	D	D	D	D	D	D	19
335228	Other major household appliance manufacturing	h	g	f	D	D	D	D	D	D	D	18

See the note at the end of the table.

Table M1.3 Employment and Employee Compensation of Foreign-Owned Establishments, by Detailed Industry—Continues

NAICS code	Industry	Number of employees			Employee compensation (millions of dollars)					Production workers hours (thousands)	Production worker wages per hour (dollars)	Addendum
		Total	Production workers	Other workers	Total	Payroll			Benefits			
						Total	Production worker wages	Other workers				
3353	Electrical equipment manufacturing.....	23,051	14,886	8,165	1,508	1,137	571	567	371	29,162	20	18
33531	Electrical equipment manufacturing.....	23,051	14,886	8,165	1,508	1,137	571	567	371	29,162	20	18
335311	Electric power and specialty transformer manufacturing.....	4,415	3,416	999	277	205	135	69	73	6,864	20	17
335312	Motor and generator manufacturing.....	3,961	2,300	1,661	244	189	80	108	55	4,349	18	17
335313	Switchgear and switchboard apparatus manufacturing.....	8,164	5,779	2,385	541	408	231	177	133	11,237	21	19
335314	Relay and industrial control manufacturing.....	6,511	3,391	3,120	446	336	125	212	110	6,712	19	18
3359	Other electrical equipment and component manufacturing.....	23,274	15,443	7,831	1,405	1,084	611	474	320	31,123	20	18
33591	Battery manufacturing.....	444	314	130	27	19	11	9	8	637	17	19
335911	Storage battery manufacturing.....	c	b	b	D	D	D	D	D	D	D	19
335912	Primary battery manufacturing.....	e	c	b	D	D	D	D	D	D	D	18
33592	Communication and energy wire and cable manufacturing.....	5,741	3,730	2,011	372	286	156	129	86	8,155	19	18
335921	Fiber optic cable manufacturing.....	2,475	1,387	1,088	158	124	60	63	34	3,073	20	19
335929	Other communication and energy wire manufacturing.....	3,266	2,343	923	214	162	96	66	52	5,082	19	18
33593	Wiring device manufacturing.....	8,581	6,377	2,204	479	365	235	130	113	12,255	19	17
335931	Current-carrying wiring device manufacturing.....	4,867	3,725	1,142	250	188	124	64	62	6,679	19	16
335932	Noncurrent-carrying wiring device manufacturing.....	3,714	2,652	1,062	229	177	111	66	52	5,576	20	18
33599	Other electrical equipment and component manufacturing.....	8,508	5,022	3,486	527	414	208	206	113	10,076	21	20
335991	Carbon and graphite product manufacturing.....	3,516	2,587	929	208	161	101	60	47	5,218	19	19
335999	Miscellaneous electrical equipment manufacturing.....	4,992	2,435	2,557	319	253	107	145	66	4,858	22	20
336	Transportation equipment manufacturing.....	331,805	251,746	80,059	24,747	18,090	12,816	5,274	6,656	504,041	25	25
3361	Motor vehicle manufacturing.....	86,918	74,627	12,291	8,038	5,623	4,756	867	2,415	138,438	34	38
33611	Automobile and light truck manufacturing.....	74,769	63,855	10,914	7,298	5,121	4,388	733	2,177	122,494	36	40
336111	Automobile manufacturing.....	39,261	33,714	5,547	3,858	2,677	2,333	344	1,181	65,031	36	39
336112	Light truck and utility vehicle manufacturing.....	35,508	30,141	5,367	3,440	2,444	2,055	389	996	57,463	36	41
33612	Heavy duty truck manufacturing.....	12,149	10,772	1,377	740	502	367	134	238	15,944	23	23
336120	Heavy duty truck manufacturing.....	12,149	10,772	1,377	740	502	367	134	238	15,944	23	23
3362	Motor vehicle body and trailer manufacturing.....	4,511	3,666	845	237	170	116	54	67	6,543	18	17
33621	Motor vehicle body and trailer manufacturing.....	4,511	3,666	845	237	170	116	54	67	6,543	18	17
336211	Motor vehicle body manufacturing.....	h	h	f	D	D	D	D	D	D	D	17
336212	Truck trailer manufacturing.....	c	b	a	D	D	D	D	D	D	D	16
336214	Travel trailer and camper manufacturing.....	b	b	a	D	D	D	D	D	D	D	17
3363	Motor vehicle parts manufacturing.....	165,011	124,652	40,359	10,888	8,060	5,645	2,416	2,827	257,894	22	22
33631	Motor vehicle gasoline engine and parts manufacturing.....	22,041	16,682	5,359	1,584	1,175	790	385	409	35,084	23	25
336311	Carburetor, piston ring, and valve manufacturing.....	5,176	4,020	1,156	313	234	151	83	79	8,565	18	17
336312	Gasoline engine and engine parts manufacturing.....	16,865	12,662	4,203	1,271	941	639	302	330	26,519	24	26
33632	Motor vehicle electric equipment.....	22,271	15,944	6,327	1,456	1,093	688	405	363	32,473	21	19
336321	Vehicular lighting equipment manufacturing.....	5,627	4,168	1,459	321	237	134	103	84	8,722	15	17
336322	Other motor vehicle electric equipment manufacturing.....	16,644	11,776	4,868	1,135	856	554	302	279	23,751	23	20
33633	Motor vehicle steering and suspension parts.....	11,162	7,995	3,167	646	498	318	180	148	17,103	19	20
336330	Motor vehicle steering and suspension parts.....	11,162	7,995	3,167	646	498	318	180	148	17,103	19	20
33634	Motor vehicle brake system manufacturing.....	12,024	8,585	3,439	636	483	312	171	153	16,369	19	17
336340	Motor vehicle brake system manufacturing.....	12,024	8,585	3,439	636	483	312	171	153	16,369	19	17
33635	Motor vehicle power train components manufacturing.....	23,347	18,861	4,486	2,143	1,525	1,215	310	618	40,650	30	30
336350	Motor vehicle power train components manufacturing.....	23,347	18,861	4,486	2,143	1,525	1,215	310	618	40,650	30	30
33636	Motor vehicle seating and interior trim manufacturing.....	11,073	8,415	2,658	510	394	264	130	116	16,333	16	17
336360	Motor vehicle seating and interior trim manufacturing.....	11,073	8,415	2,658	510	394	264	130	116	16,333	16	17
33637	Motor vehicle metal stamping.....	19,721	15,416	4,305	1,473	1,053	818	236	420	32,492	25	25
336370	Motor vehicle metal stamping.....	19,721	15,416	4,305	1,473	1,053	818	236	420	32,492	25	25
33639	Other motor vehicle parts manufacturing.....	43,372	32,754	10,618	2,440	1,839	1,240	599	601	67,390	18	18
336391	Motor vehicle air-conditioning manufacturing.....	8,292	5,869	2,423	480	359	247	112	121	12,523	20	21
336399	All other motor vehicle parts manufacturing.....	35,080	26,885	8,195	1,960	1,480	993	487	480	54,867	18	17
3364	Aerospace product and parts manufacturing.....	52,456	33,162	19,294	3,961	3,022	1,648	1,375	938	68,729	24	29
33641	Aerospace product and parts manufacturing.....	52,456	33,162	19,294	3,961	3,022	1,648	1,375	938	68,729	24	29
336411	Aircraft manufacturing.....	16,210	10,316	5,894	1,293	974	546	428	319	22,294	24	34
336412	Aircraft engine and engine parts manufacturing.....	j	i	h	D	D	D	D	D	D	D	27
336413	Other aircraft parts and equipment.....	25,374	16,644	8,730	1,720	1,333	758	574	387	33,906	22	24
336415	Space vehicle propulsion units and parts manufacturing.....	a	a	a	D	D	D	D	*	D	D	29
336419	Other guided missile and space vehicle parts.....	f	e	b	D	D	D	D	D	D	D	21
3365	Railroad rolling stock manufacturing.....	4,911	2,735	2,176	387	292	122	170	94	5,495	22	23
33651	Railroad rolling stock manufacturing.....	4,911	2,735	2,176	387	292	122	170	94	5,495	22	23
336510	Railroad rolling stock manufacturing.....	4,911	2,735	2,176	387	292	122	170	94	5,495	22	23
3366	Ship and boat building.....	4,330	3,753	577	277	203	163	40	74	8,248	20	19
33661	Ship and boat building.....	4,330	3,753	577	277	203	163	40	74	8,248	20	19
336611	Ship building and repairing.....	h	h	e	D	D	D	D	D	D	D	21
336612	Boat building.....	g	g	c	D	D	D	D	D	D	D	16
3369	Other transportation equipment manufacturing.....	13,668	9,151	4,517	960	720	367	353	240	18,694	20	21
33699	Other transportation equipment manufacturing.....	13,668	9,151	4,517	960	720	367	353	240	18,694	20	21
336991	Motorcycle, bicycle, and parts manufacturing.....	f	e	c	D	D	D	D	D	D	D	23
336992	Military armored vehicles and tank parts manufacturing.....	i	h	h	D	D	D	D	D	D	D	22
336999	All other transportation equipment manufacturing.....	i	h	g	D	D	D	D	89	D	D	17
337	Furniture and related product manufacturing.....	11,588	8,364	3,224	523	400	223	176	124	15,939	14	15
3371	Household and institutional furniture manufacturing.....	6,632	4,894	1,738	315	241	138	104	73	9,264	15	14
33711	Wood kitchen cabinet and countertop manufacturing.....	742	499	243	35	29	16	13	6	1,071	15	15
337110	Wood kitchen cabinet and countertop manufacturing.....	742	499	243	35	29	16	13	6	1,071	15	15
33712	Other household and institutional furniture.....	5,890	4,395	1,495	280	212	122	90	67	8,193	15	14
337121	Upholstered household furniture manufacturing.....	h	h	e	D	D	D	D	D	D	D	14
337122	Nonupholstered wood household furniture manufacturing.....	e	e	b	D	D	D	D	D	D	D	13
337124	Metal household furniture manufacturing.....	b	b	b	D	D	D	D	D	D	D	13
337125	Household furniture, except wood or metal, manufacturing.....	g	f	e	D	D	D	D	D	D	D	14
337127	Institutional furniture manufacturing.....	999	506	493	69	54	21	33	15	941	22	15
3372	Office furniture and fixtures manufacturing.....	454	379	75	20	15	11	4	4	711	16	16
33721	Office furniture and fixtures manufacturing.....	454	379	75	20	15	11	4	4	711	16	16
337211	Wood office furniture manufacturing.....	b	b	a	D	D	D	D	D	D	D	15
337212	Custom architectural woodwork and millwork.....	b	b	b	D	D	D	D	*	D	D	17
337214	Office furniture, except wood, manufacturing.....	14	11	3	1	1	*	*	*	22	17	18
337215	Showcases, partitions, shelving, and lockers.....	e	c	b	D	D	D	D	2	D	D	15

See the note at the end of the table.

Table M1.3 Employment and Employee Compensation of Foreign-Owned Establishments, by Detailed Industry—Table Ends

NAICS code	Industry	Number of employees			Employee compensation (millions of dollars)					Production workers hours (thousands)	Production worker wages per hour ¹ (dollars)	Addendum All U.S. establishments: Production worker wages per hour (dollars) ²
		Total	Production workers	Other workers	Total	Payroll			Benefits			
						Total	Production worker wages	Other workers				
3379	Other furniture-related product manufacturing	4,502	3,091	1,411	189	143	75	68	46	5,964	13	15
33792	Blind and shade manufacturing	4,502	3,091	1,411	189	143	75	68	46	5,964	13	13
337920	Blind and shade manufacturing	4,502	3,091	1,411	189	143	75	68	46	5,964	13	13
339	Miscellaneous manufacturing	57,529	34,981	22,548	3,645	2,769	1,194	1,575	875	70,006	17	16
3391	Medical equipment and supplies manufacturing	37,728	22,573	15,155	2,457	1,863	783	1,080	595	44,002	18	17
33911	Medical equipment and supplies manufacturing	37,728	22,573	15,155	2,457	1,863	783	1,080	595	44,002	18	17
339112	Surgical and medical instrument manufacturing	18,554	10,445	8,109	1,314	987	386	601	327	22,017	18	17
339113	Surgical appliance and supplies manufacturing	9,852	5,551	4,301	685	521	224	298	163	11,104	20	17
339114	Dental equipment and supplies manufacturing	648	243	405	62	51	11	41	11	463	23	18
339115	Ophthalmic goods manufacturing	8,325	6,190	2,135	376	288	156	132	89	10,125	15	16
339116	Dental laboratories	349	144	205	20	16	7	9	4	293	23	19
3399	Other miscellaneous manufacturing	19,801	12,408	7,393	1,188	907	411	495	281	26,004	16	15
33991	Jewelry and silverware manufacturing	1,521	1,059	462	91	73	33	41	17	2,180	15	15
339911	Jewelry, except costume, manufacturing	g	g	e	D	D	D	D	D	D	D	15
339913	Jewelers' material and lapidary work manufacturing	c	b	b	D	D	D	D	D	D	D	14
33992	Sporting and athletic goods manufacturing	3,155	1,369	1,786	230	175	43	131	56	2,625	17	15
339920	Sporting and athletic goods manufacturing	3,155	1,369	1,786	230	175	43	131	56	2,625	17	15
33993	Doll, toy, and game manufacturing	385	109	276	32	22	3	19	10	206	13	15
339932	Game, toy, and children's vehicle manufacturing	385	109	276	32	22	3	19	10	206	13	15
33994	Office supplies, except paper, manufacturing	1,608	1,083	525	97	70	38	32	27	2,107	18	16
339941	Pen and mechanical pencil manufacturing	1,095	742	353	67	47	24	23	20	1,351	18	15
339942	Lead pencil and art good manufacturing	c	c	b	D	D	D	D	D	D	D	19
339944	Carbon paper and inked ribbon manufacturing	e	c	c	D	D	D	D	D	D	D	16
33995	Sign manufacturing	660	377	283	40	32	12	20	8	705	17	16
339950	Sign manufacturing	660	377	283	40	32	12	20	8	705	17	16
33999	All other miscellaneous manufacturing	12,472	8,411	4,061	698	535	283	252	163	18,181	16	15
339991	Gasket, packing, and sealing device manufacturing	6,942	4,853	2,089	387	299	163	136	88	10,279	16	16
339992	Musical instrument manufacturing	1,251	1,102	149	60	50	42	8	10	2,648	16	17
339993	Fastener, button, needle, and pin manufacturing	2,038	1,284	754	121	87	39	47	35	2,864	14	14
339994	Broom, brush, and mop manufacturing	937	531	406	48	37	15	22	11	1,042	14	15
339999	All other miscellaneous manufacturing	1,304	641	663	82	63	24	39	19	1,348	18	15

NOTE: The following ranges are given in employment cells that are suppressed: a—0 to 19; b—20 to 99; c—100 to 249; e—250 to 499; f—500 to 999; g—1,000 to 2,499; h—2,500 to 4,999; i—5,000 to 9,999; j—10,000 to 24,999; k—25,000 to 49,999; l—50,000 to 99,999; m—100,000 or more.

**Table M1.4 Gross Book Value of Depreciable Assets and Expenditures for
New Plant and Equipment of Foreign-Owned Establishments, by Detailed Industry—Continues**
(Millions of dollars)

NAICS code	Industry	Expenditures for new plant and equipment			Gross book value of depreciable assets
		Total	Buildings and other structures	Machinery and equipment	
31-33	Manufacturing	33,897	6,413	27,485	460,089
311	Food manufacturing	1,680	409	1,271	19,618
312	Beverage and tobacco product manufacturing	716	221	495	9,277
313	Textile mills	214	49	165	2,073
314	Textile product mills	40	4	35	867
315	Apparel manufacturing	D	D	D	D
316	Leather and allied product manufacturing	D	D	D	D
321	Wood product manufacturing	132	16	116	2,288
322	Paper manufacturing	744	87	657	19,715
323	Printing and related support activities	456	29	426	6,192
324	Petroleum and coal products manufacturing	2,786	280	2,506	33,807
325	Chemical manufacturing	8,086	1,813	6,273	100,937
326	Plastics and rubber products manufacturing	1,347	170	1,177	19,620
327	Nonmetallic mineral product manufacturing	3,123	396	2,727	33,478
331	Primary metal manufacturing	1,689	227	1,462	53,417
332	Fabricated metal product manufacturing	1,039	140	899	17,002
333	Machinery manufacturing	1,310	302	1,008	15,129
334	Computer and electronic product manufacturing	3,234	1,200	2,034	27,343
335	Electrical equipment and appliance manufacturing	541	91	450	9,449
336	Transportation equipment manufacturing	6,217	885	5,332	83,065
337	Furniture and related product manufacturing	41	3	39	601
339	Miscellaneous manufacturing	484	86	397	5,896
311	Food manufacturing	1,680	409	1,271	19,618
3111	Animal food manufacturing	163	D	D	1,146
31111	Animal food manufacturing	163	D	D	1,146
311111	Dog and cat food manufacturing	D	D	D	D
311119	Other animal food manufacturing	D	D	D	D
3112	Grain and oilseed milling	275	33	242	5,229
31121	Flour milling and malt manufacturing	D	D	D	D
311211	Flour milling	14	6	8	293
311212	Rice milling	D	D	D	D
311213	Malt manufacturing	*	*	*	D
31122	Starch and vegetable oil manufacturing	252	26	226	4,636
311221	Wet corn milling	146	8	137	D
311222	Soybean processing	59	6	53	1,311
311223	Other oilseed processing	D	D	D	D
311225	Fats and oils refining and blending	D	D	D	810
31123	Breakfast cereal manufacturing	D	D	D	D
311230	Breakfast cereal manufacturing	D	D	D	D
3113	Sugar and confectionery product manufacturing	47	14	33	671
31132	Confectionery manufacturing from cacao beans	D	1	D	D
311320	Confectionery manufacturing from cacao beans	D	1	D	D
31133	Confectionery manufacturing from purchased chocolate	D	2	D	D
311330	Confectionery manufacturing from purchased chocolate	D	2	D	D
31134	Nonchocolate confectionery manufacturing	23	11	12	427
311340	Nonchocolate confectionery manufacturing	23	11	12	427
3114	Fruit and vegetable preserving and specialty	203	24	179	2,500
31141	Frozen food manufacturing	127	7	120	1,267
311411	Frozen fruit and vegetable manufacturing	D	D	D	D
311412	Frozen specialty food manufacturing	D	D	D	D
31142	Fruit and vegetable canning and drying	76	17	58	1,233
311421	Fruit and vegetable canning	48	D	D	520
311422	Specialty canning	D	D	D	D
311423	Dried and dehydrated food manufacturing	D	D	15	D
3115	Dairy product manufacturing	358	117	242	3,070
31151	Dairy product, except frozen, manufacturing	D	D	D	D
311511	Fluid milk manufacturing	D	D	D	D
311513	Cheese manufacturing	79	16	63	1,233
311514	Dry, condensed, and evaporated dairy products	46	4	42	392
31152	Ice cream and frozen dessert manufacturing	D	D	D	D
311520	Ice cream and frozen dessert manufacturing	D	D	D	D
3116	Animal slaughtering and processing	193	45	148	961
31161	Animal slaughtering and processing	193	45	148	961
311611	Animal, except poultry, slaughtering	182	44	138	D
311612	Meat processed from carcasses	11	2	10	D
311613	Rendering and meat byproduct processing	*	*	*	D
311615	Poultry processing	*	*	*	D
3117	Seafood product preparation and packaging	29	D	D	723
31171	Seafood product preparation and packaging	29	D	D	723
311711	Seafood canning	D	D	D	D
311712	Fresh and frozen seafood processing	D	D	22	D
3118	Bakeries and tortilla manufacturing	190	43	147	2,415
31181	Bread and bakery product manufacturing	122	30	92	1,293
311811	Retail bakeries	*	*	*	3
311812	Commercial bakeries	81	26	54	1,023
311813	Frozen cakes and other pastries manufacturing	41	4	37	268
31182	Cookie, cracker, and pasta manufacturing	D	D	D	D
311821	Cookie and cracker manufacturing	13	D	D	329
311822	Mixes and dough made from purchased flour	19	5	14	209
311823	Dry pasta manufacturing	D	D	D	D
31183	Tortilla manufacturing	D	D	D	D
311830	Tortilla manufacturing	D	D	D	D
3119	Other food manufacturing	222	78	144	2,903
31191	Snack food manufacturing	27	D	D	98
311911	Roasted nuts and peanut butter manufacturing	D	1	D	D
311919	Other snack food manufacturing	D	D	D	D
31192	Coffee and tea manufacturing	39	D	D	270
311920	Coffee and tea manufacturing	39	D	D	270

**Table M1.4 Gross Book Value of Depreciable Assets and Expenditures for
New Plant and Equipment of Foreign-Owned Establishments, by Detailed Industry—Continues**
(Millions of dollars)

NAICS code	Industry	Expenditures for new plant and equipment			Gross book value of depreciable assets
		Total	Buildings and other structures	Machinery and equipment	
31193	Flavoring syrup and concentrate manufacturing.....	4	D	D	402
311930	Flavoring syrup and concentrate manufacturing.....	4	D	D	402
31194	Seasoning and dressing manufacturing.....	117	33	84	1,370
311941	Mayonnaise, dressing, and sauce manufacturing.....	73	11	62	758
311942	Spice and extract manufacturing.....	44	22	22	612
31199	All other food manufacturing.....	35	10	25	763
311991	Perishable prepared food manufacturing.....	3	*	3	32
311999	All other miscellaneous food manufacturing.....	32	10	22	731
312	Beverage and tobacco product manufacturing.....	716	221	495	9,277
3121	Beverage manufacturing.....	D	D	D	D
31211	Soft drink and ice manufacturing.....	416	190	226	3,665
312111	Soft drink manufacturing.....	100	D	D	D
312112	Bottled water manufacturing.....	D	D	D	D
312113	Ice manufacturing.....	D	D	D	D
31212	Breweries.....	D	D	D	D
312120	Breweries.....	D	D	D	D
31213	Wineries.....	46	7	39	1,134
312130	Wineries.....	46	7	39	1,134
31214	Distilleries.....	46	D	D	981
312140	Distilleries.....	46	D	D	981
3122	Tobacco manufacturing.....	D	D	D	D
31221	Tobacco stemming and redrying.....	D	D	D	D
312210	Tobacco stemming and redrying.....	D	D	D	D
31222	Tobacco product manufacturing.....	D	D	D	D
312221	Cigarette manufacturing.....	D	D	D	D
312229	Other tobacco product manufacturing.....	24	D	D	D
313	Textile mills.....	214	49	165	2,073
3131	Fiber, yarn, and thread mills.....	D	D	D	375
31311	Fiber, yarn, and thread mills.....	D	D	D	375
313111	Yarn spinning mills.....	D	D	D	D
313112	Yarn texturizing and twisting mills.....	*	*	*	D
313113	Thread mills.....	D	*	D	D
3132	Fabric mills.....	99	D	D	1,468
31321	Broadwoven fabric mills.....	15	3	13	541
313210	Broadwoven fabric mills.....	15	3	13	541
31322	Narrow fabric mills and schiffli embroidery.....	D	D	4	D
313221	Narrow fabric mills.....	D	D	4	D
31323	Nonwoven fabric mills.....	71	15	56	805
313230	Nonwoven fabric mills.....	71	15	56	805
31324	Knit fabric mills.....	D	D	D	D
313241	Weft knit fabric mills.....	D	*	D	D
313249	Other knit fabric and lace mills.....	D	D	*	D
3133	Textile and fabric finishing mills.....	D	D	D	230
31331	Textile and fabric finishing mills.....	4	D	D	118
313311	Broadwoven fabric finishing mills.....	*	*	*	17
313312	Other textile and fabric finishing mills.....	3	D	D	101
31332	Fabric coating mills.....	D	*	D	112
313320	Fabric coating mills.....	D	*	D	112
314	Textile product mills.....	40	4	35	867
3141	Textile furnishings mills.....	12	*	11	154
31411	Carpet and rug mills.....	12	*	11	D
314110	Carpet and rug mills.....	12	*	11	D
31412	Curtain and linen mills.....	*	*	*	D
314121	Curtain and drapery mills.....	*	*	*	D
3149	Other textile product mills.....	28	4	24	713
31491	Textile bag and canvas mills.....	1	*	1	41
314911	Textile bag mills.....	D	*	D	D
314912	Canvas and related product mills.....	D	*	D	D
31499	All other textile product mills.....	27	4	23	672
314991	Rope, cordage, and twine mills.....	D	*	D	27
314992	Tire cord and tire fabric mills.....	10	2	7	500
314999	All other miscellaneous textile product mills.....	D	1	D	145
315	Apparel manufacturing.....	D	D	D	D
3151	Apparel knitting mills.....	11	D	D	112
31511	Hosiery and sock mills.....	D	D	D	D
315111	Sheer hosiery mills.....	D	D	D	D
315119	Other hosiery and sock mills.....	*	*	D	D
31519	Other apparel knitting mills.....	D	0	D	D
315191	Outerwear knitting mills.....	D	0	D	D
3152	Cut and sew apparel manufacturing.....	7	D	D	191
31521	Cut and sew apparel contractors.....	*	0	*	D
315211	Men's cut and sew apparel contractors.....	*	0	*	D
31522	Men's cut and sew apparel manufacturing.....	D	D	2	133
315222	Men's suit, coat, and overcoat manufacturing.....	D	D	D	D
315223	Men's shirt, except work shirt, manufacturing.....	0	0	0	D
315225	Men's work clothing manufacturing.....	D	0	D	D
31523	Women's cut and sew apparel manufacturing.....	D	*	D	D
315231	Women's lingerie and nightwear manufacturing.....	D	*	D	D
315233	Women's dress manufacturing.....	*	*	*	D
31529	Other cut and sew apparel manufacturing.....	D	*	D	15
315299	All other cut and sew apparel manufacturing.....	D	*	D	15
3159	Accessories and other apparel manufacturing.....	D	*	D	D
31599	Accessories and other apparel manufacturing.....	D	*	D	D
315991	Hat, cap, and millinery manufacturing.....	D	*	D	D
316	Leather and allied product manufacturing.....	D	D	D	D
3169	Other leather product manufacturing.....	D	D	D	D
31699	Other leather product manufacturing.....	D	D	D	D
316991	Luggage manufacturing.....	*	*	*	D
316992	Women's handbag and purse manufacturing.....	D	D	D	D
316999	All other leather good manufacturing.....	*	*	*	D

**Table M1.4 Gross Book Value of Depreciable Assets and Expenditures for
New Plant and Equipment of Foreign-Owned Establishments, by Detailed Industry—Continues**
(Millions of dollars)

NAICS code	Industry	Expenditures for new plant and equipment			Gross book value of depreciable assets
		Total	Buildings and other structures	Machinery and equipment	
321	Wood product manufacturing	132	16	116	2,288
3211	Sawmills and wood preservation	54	5	49	777
32111	Sawmills and wood preservation	54	5	49	777
321113	Sawmills.....	D	5	D	745
321114	Wood preservation.....	D	*	D	32
3212	Plywood and engineered wood product manufacturing	38	6	32	1,096
32121	Plywood and engineered wood product manufacturing	38	6	32	1,096
321211	Hardwood veneer and plywood manufacturing.....	D	D	D	114
321213	Engineered wood member manufacturing.....	*	0	*	D
321214	Truss manufacturing.....	D	D	D	D
321219	Reconstituted wood product manufacturing.....	34	5	29	936
3219	Other wood product manufacturing.....	40	5	35	414
32191	Millwork.....	20	3	16	257
321911	Wood window and door manufacturing.....	7	D	D	126
321912	Cut stock, resawing lumber, and planing	3	D	D	27
321918	Other millwork, including flooring.....	10	1	9	104
32192	Wood container and pallet manufacturing.....	4	*	4	76
321920	Wood container and pallet manufacturing	4	*	4	76
32199	All other wood product manufacturing	16	2	15	81
321991	Manufactured home (mobile home) manufacturing	D	*	D	D
321992	Prefabricated wood building manufacturing	D	D	D	D
321999	Miscellaneous wood product manufacturing.....	D	D	D	D
322	Paper manufacturing	744	87	657	19,715
3221	Pulp, paper, and paperboard mills	368	27	340	15,258
32211	Pulp mills	D	D	D	211
322110	Pulp mills	D	D	D	211
32212	Paper mills	287	19	267	12,581
322121	Paper, except newsprint, mills.....	267	18	249	10,771
322122	Newsprint mills.....	20	1	19	1,810
32213	Paperboard mills	D	D	D	2,467
322130	Paperboard mills	D	D	D	2,467
3222	Converted paper product manufacturing	376	60	317	4,456
32221	Paperboard container manufacturing.....	122	10	112	1,977
322211	Corrugated and solid fiber box manufacturing	41	6	36	1,039
322212	Folding paperboard box manufacturing	32	1	30	621
322214	Fiber can, tube, and drum manufacturing.....	D	*	D	D
322215	Nonfolding sanitary food container manufacturing.....	D	3	D	D
32222	Paper bag and coated and treated paper manufacturing.....	159	44	115	D
322221	Coated and laminated packaging materials manufacturing	6	D	D	97
322222	Coated and laminated paper manufacturing.....	111	29	82	1,038
322223	Plastics, foil, and coated paper bag manufacturing	D	*	D	D
322224	Uncoated paper and multiwall bag manufacturing.....	D	D	D	D
322225	Flexible packaging foil manufacturing.....	38	D	D	178
322226	Surface-coated paperboard manufacturing	D	0	D	D
32223	Stationery product manufacturing.....	D	*	D	D
322231	Die-cut paper office supplies manufacturing.....	D	*	D	D
322232	Envelope manufacturing	D	0	D	D
322233	Stationery and related product manufacturing.....	*	*	*	*
32229	Other converted paper product manufacturing	D	6	D	1,034
322291	Sanitary paper product manufacturing.....	68	3	65	796
322299	All other converted paper product manufacturing.....	D	3	D	238
323	Printing and related support activities	456	29	426	6,192
3231	Printing and related support activities.....	456	29	426	6,192
32311	Printing.....	414	22	393	6,057
323110	Commercial lithographic printing	270	12	258	3,248
323111	Commercial gravure printing.....	64	1	63	1,500
323112	Commercial flexographic printing.....	21	D	D	272
323113	Commercial screen printing	11	*	11	108
323115	Digital printing	*	*	*	*
323116	Manifold business forms printing	5	D	D	77
323117	Books printing.....	42	2	40	852
32312	Support activities for printing	41	8	34	135
323121	Tradebinding and related work.....	2	*	2	27
323122	Prepress services	39	8	32	108
324	Petroleum and coal products manufacturing	2,786	280	2,506	33,807
3241	Petroleum and coal products manufacturing.....	2,786	280	2,506	33,807
32411	Petroleum refineries.....	2,474	239	2,235	30,962
324110	Petroleum refineries.....	2,474	239	2,235	30,962
32412	Asphalt paving and roofing materials manufacturing	266	37	229	2,199
324121	Asphalt paving mixture and block manufacturing.....	135	D	D	1,136
324122	Asphalt shingle and coating materials manufacturing	131	D	D	1,063
32419	Other petroleum and coal products manufacturing.....	46	4	42	645
324191	Petroleum lubricating oil and grease manufacturing.....	D	D	D	D
324199	All other petroleum and coal products manufacturing.....	D	D	D	D
325	Chemical manufacturing	8,086	1,813	6,273	100,937
3251	Basic chemical manufacturing	3,234	297	2,938	38,905
32511	Petrochemical manufacturing.....	1,301	D	D	9,074
325110	Petrochemical manufacturing.....	1,301	D	D	9,074
32512	Industrial gas manufacturing.....	30	D	D	877
325120	Industrial gas manufacturing.....	30	D	D	877
32513	Synthetic dye and pigment manufacturing.....	179	D	D	1,582
325131	Inorganic dye and pigment manufacturing.....	21	D	D	519
325132	Synthetic organic dye and pigment manufacturing.....	159	D	D	1,063
32518	Other basic inorganic chemical manufacturing	283	21	262	5,488
325181	Alkalies and chlorine manufacturing.....	D	D	D	D
325182	Carbon black manufacturing	D	D	D	D
325188	All other basic inorganic chemical manufacturing.....	251	D	D	4,500

**Table M1.4 Gross Book Value of Depreciable Assets and Expenditures for
New Plant and Equipment of Foreign-Owned Establishments, by Detailed Industry—Continues**
(Millions of dollars)

NAICS code	Industry	Expenditures for new plant and equipment			Gross book value of depreciable assets
		Total	Buildings and other structures	Machinery and equipment	
32519	Other basic organic chemical manufacturing.....	1,440	46	1,394	21,883
325191	Gum and wood chemical manufacturing.....	D	*	D	D
325192	Cyclic crude and intermediate manufacturing.....	D	1	D	3,898
325193	Ethyl alcohol manufacturing.....	D	D	D	D
325199	All other basic organic chemical manufacturing.....	1,284	D	D	17,905
3252	Resin, rubber, and artificial fibers manufacturing.....	1,124	62	1,062	16,880
32521	Resin and synthetic rubber manufacturing.....	1,111	60	1,051	16,594
325211	Plastics material and resin manufacturing.....	1,031	50	981	15,264
325212	Synthetic rubber manufacturing.....	80	10	70	1,330
32522	Artificial fibers and filaments manufacturing.....	13	2	11	286
325221	Cellulosic organic fiber manufacturing.....	D	D	D	D
325222	Noncellulosic organic fiber manufacturing.....	D	D	D	D
3253	Agricultural chemical manufacturing.....	218	22	196	4,901
32531	Fertilizer manufacturing.....	148	19	129	2,890
325311	Nitrogenous fertilizer manufacturing.....	52	D	D	943
325312	Phosphatic fertilizer manufacturing.....	D	D	D	1,840
325314	Fertilizer, mixing only, manufacturing.....	D	D	3	107
32532	Pesticide and other agricultural chemical manufacturing.....	71	3	67	2,011
325320	Pesticide and other agricultural chemical manufacturing.....	71	3	67	2,011
3254	Pharmaceutical and medicine manufacturing.....	2,624	1,178	1,447	24,147
32541	Pharmaceutical and medicine manufacturing.....	2,624	1,178	1,447	24,147
325411	Medicinal and botanical manufacturing.....	113	17	96	2,120
325412	Pharmaceutical preparation manufacturing.....	2,094	970	1,124	17,552
325413	In-vitro diagnostic substance manufacturing.....	113	25	89	1,320
325414	Other biological product manufacturing.....	304	166	138	3,156
3255	Paint, coating, and adhesive manufacturing.....	119	34	85	3,185
32551	Paint and coating manufacturing.....	50	11	39	1,859
325510	Paint and coating manufacturing.....	50	11	39	1,859
32552	Adhesive manufacturing.....	69	23	46	1,326
325520	Adhesive manufacturing.....	69	23	46	1,326
3256	Soap, cleaning compound, and toiletry manufacturing.....	524	173	351	7,556
32561	Soap and cleaning compound manufacturing.....	289	112	176	4,954
325611	Soap and other detergent manufacturing.....	146	D	D	2,100
325612	Polish and other sanitation good manufacturing.....	41	D	D	447
325613	Surface active agent manufacturing.....	101	10	91	2,406
32562	Toilet preparation manufacturing.....	236	61	175	2,602
325620	Toilet preparation manufacturing.....	236	61	175	2,602
3259	Other chemical product and preparation manufacturing.....	241	48	193	5,363
32591	Printing ink manufacturing.....	58	8	50	766
325910	Printing ink manufacturing.....	58	8	50	766
32592	Explosives manufacturing.....	7	1	6	122
325920	Explosives manufacturing.....	7	1	6	122
32599	All other chemical preparation manufacturing.....	177	39	138	4,476
325991	Custom compounding of purchased resins.....	43	17	27	529
325992	Photographic film and chemical manufacturing.....	58	7	51	2,507
325998	Other miscellaneous chemical product manufacturing.....	75	15	60	1,440
326	Plastics and rubber products manufacturing.....	1,347	170	1,177	19,620
3261	Plastics product manufacturing.....	803	109	693	11,312
32611	Plastics packaging materials, film and sheet.....	160	22	138	2,822
326111	Plastics bag manufacturing.....	19	D	D	129
326112	Plastics packaging film and sheet manufacturing.....	88	12	76	1,294
326113	Nonpackaging plastics film and sheet manufacturing.....	53	D	D	1,399
32612	Plastics pipe, fittings, and profile shapes.....	89	13	76	1,286
326121	Unlaminated plastics profile shape manufacturing.....	70	10	60	1,067
326122	Plastics pipe and pipe fitting manufacturing.....	19	3	16	219
32613	Laminated plastics plate, sheet, and shapes.....	16	*	16	182
326130	Laminated plastics plate, sheet, and shapes.....	16	*	16	182
32614	Polystyrene foam product manufacturing.....	23	2	21	364
326140	Polystyrene foam product manufacturing.....	23	2	21	364
32615	Urethane and other foam product manufacturing.....	22	3	19	240
326150	Urethane and other foam product manufacturing.....	22	3	19	240
32616	Plastics bottle manufacturing.....	108	13	95	1,294
326160	Plastics bottle manufacturing.....	108	13	95	1,294
32619	Other plastics product manufacturing.....	385	57	328	5,124
326191	Plastics plumbing fixture manufacturing.....	D	1	D	D
326192	Resilient floor covering manufacturing.....	D	*	D	D
326199	All other plastics product manufacturing.....	373	55	318	4,911
3262	Rubber product manufacturing.....	544	60	484	8,308
32621	Tire manufacturing.....	410	29	381	5,743
326211	Tire manufacturing, except retreading.....	D	D	D	D
326212	Tire retreading.....	D	D	D	D
32622	Rubber and plastics hose and belting manufacturing.....	34	12	22	786
326220	Rubber and plastics hose and belting manufacturing.....	34	12	22	786
32629	Other rubber product manufacturing.....	101	20	81	1,779
326291	Rubber product manufacturing for mechanical use.....	56	6	50	1,021
326299	All other rubber product manufacturing.....	45	14	30	758
327	Nonmetallic mineral product manufacturing.....	3,123	396	2,727	33,478
3271	Clay product and refractory manufacturing.....	203	25	177	2,004
32711	Pottery, ceramics, and plumbing fixture manufacturing.....	9	D	D	179
327112	Vitreous china and earthenware articles manufacturing.....	D	*	D	D
327113	Porcelain electrical supply manufacturing.....	D	D	D	D
32712	Clay building material and refractories manufacturing.....	194	D	D	1,825
327121	Brick and structural clay tile manufacturing.....	128	8	120	1,174
327122	Ceramic wall and floor tile manufacturing.....	D	D	17	245
327123	Other structural clay product manufacturing.....	D	D	D	D
327124	Clay refractory manufacturing.....	D	*	D	D
327125	Nonclay refractory manufacturing.....	12	1	12	295

**Table M1.4 Gross Book Value of Depreciable Assets and Expenditures for
New Plant and Equipment of Foreign-Owned Establishments, by Detailed Industry—Continues**
(Millions of dollars)

NAICS code	Industry	Expenditures for new plant and equipment			Gross book value of depreciable assets
		Total	Buildings and other structures	Machinery and equipment	
3272	Glass and glass product manufacturing.....	308	21	287	5,314
32721	Glass and glass product manufacturing.....	308	21	287	5,314
327211	Flat glass manufacturing.....	D	D	D	D
327212	Other pressed and blown glass and glassware	D	D	D	D
327213	Glass container manufacturing	102	4	98	1,183
327215	Glass product manufacturing made of purchased glass.....	87	6	81	1,221
3273	Cement and concrete product manufacturing.....	2,172	304	1,868	21,806
32731	Cement manufacturing.....	878	77	801	13,635
327310	Cement manufacturing.....	878	77	801	13,635
32732	Ready-mix concrete manufacturing	685	84	601	4,678
327320	Ready-mix concrete manufacturing	685	84	601	4,678
32733	Concrete pipe, brick, and block manufacturing	498	99	399	2,244
327331	Concrete block and brick manufacturing.....	D	D	D	1,056
327332	Concrete pipe manufacturing.....	D	D	D	1,188
32739	Other concrete product manufacturing	111	45	67	1,250
327390	Other concrete product manufacturing	111	45	67	1,250
3274	Lime and gypsum product manufacturing.....	187	10	177	1,870
32741	Lime manufacturing	D	D	D	D
327410	Lime manufacturing	D	D	D	D
32742	Gypsum product manufacturing	D	D	D	D
327420	Gypsum product manufacturing	D	D	D	D
3279	Other nonmetallic mineral products	253	34	218	2,483
32791	Abrasive product manufacturing	67	4	63	529
327910	Abrasive product manufacturing	67	4	63	529
32799	All other nonmetallic mineral products manufacturing	186	31	155	1,954
327991	Cut stone and stone product manufacturing	D	*	D	D
327992	Ground or treated minerals and earths manufacturing	46	8	37	609
327993	Mineral wool manufacturing	D	D	D	1,005
327999	Miscellaneous nonmetallic mineral products	21	D	D	D
331	Primary metal manufacturing	1,689	227	1,462	53,417
3311	Iron and steel mills and ferroalloy manufacturing.....	887	121	766	38,344
33111	Iron and steel mills and ferroalloy manufacturing.....	887	121	766	38,344
331111	Iron and steel mills.....	879	120	759	38,219
331112	Ferroalloy and related product manufacturing	8	1	7	125
3312	Steel product manufacturing from purchased steel	138	37	102	2,420
33121	Iron, steel pipe and tube from purchase steel.....	77	27	51	1,215
331210	Iron, steel pipe and tube from purchase steel.....	77	27	51	1,215
33122	Rolling and drawing of purchased steel.....	61	10	51	1,205
331221	Rolled steel shape manufacturing.....	28	4	24	636
331222	Steel wire drawing.....	32	6	27	568
3313	Alumina and aluminum production.....	133	9	124	3,611
33131	Alumina and aluminum production.....	133	9	124	3,611
331311	Alumina refining.....	D	D	D	D
331312	Primary aluminum production.....	32	3	29	910
331314	Secondary smelting and alloying of aluminum	9	D	D	193
331315	Aluminum sheet, plate, and foil manufacturing	66	3	63	1,526
331316	Aluminum extruded product manufacturing	13	2	12	346
331319	Other aluminum rolling and drawing	D	D	D	D
3314	Other nonferrous metal production	214	18	196	6,423
33141	Other nonferrous metal production	139	10	128	4,884
331411	Primary smelting and refining of copper.....	D	D	D	D
331419	Primary nonferrous metal, except Cu and Al	D	10	D	D
33142	Rolled, drawn, extruded, and alloyed copper.....	31	1	30	884
331421	Copper rolling, drawing, and extruding	22	1	20	615
331422	Copper wire, except mechanical, drawing	9	0	9	D
331423	Secondary processing of copper	*	*	*	D
33149	Nonferrous metal, except Cu and Al, shaping.....	44	7	38	655
331491	Nonferrous metal, except Cu and Al, shaping	12	1	11	148
331492	Secondary processing of other nonferrous metal	32	5	27	507
3315	Foundries	316	42	274	2,619
33151	Ferrous metal foundries.....	123	26	98	1,023
331511	Iron foundries.....	99	D	D	852
331512	Steel investment foundries.....	D	D	D	53
331513	Steel foundries, except investment	D	D	13	119
33152	Nonferrous metal foundries.....	193	17	177	1,595
331521	Aluminum die-casting foundries.....	114	13	100	947
331522	Nonferrous, except Al, die-casting foundries	D	D	D	D
331524	Aluminum foundries, except die-casting	D	D	D	473
331525	Copper foundries, except die-casting	7	1	6	D
331528	Other nonferrous foundries, except die-casting	D	0	D	48
332	Fabricated metal product manufacturing	1,039	140	899	17,002
3321	Forging and stamping	150	25	126	2,288
33211	Forging and stamping.....	150	25	126	2,288
332111	Iron and steel forging	45	12	33	470
332112	Nonferrous forging	D	1	D	D
332114	Custom roll forming.....	31	2	29	931
332115	Crown and closure manufacturing	D	0	D	D
332116	Metal stamping	41	9	32	331
332117	Powder metallurgy part manufacturing	18	*	18	370
3322	Cutlery and handtool manufacturing.....	14	1	13	442
33221	Cutlery and handtool manufacturing.....	14	1	13	442
332211	Cutlery and flatware, except precious, manufacturing	2	*	2	D
332212	Hand and edge tool manufacturing.....	8	1	8	300
332213	Saw blade and handsaw manufacturing	3	*	3	D
3323	Architectural and structural metals manufacturing.....	141	22	119	2,207
33231	Plate work and fabricated structural products.....	85	16	69	1,237
332311	Prefabricated metal buildings and components.....	15	4	12	169
332312	Fabricated structural metal manufacturing.....	65	12	54	849
332313	Plate work manufacturing	4	*	4	218

**Table M1.4 Gross Book Value of Depreciable Assets and Expenditures for
New Plant and Equipment of Foreign-Owned Establishments, by Detailed Industry—Continues**
(Millions of dollars)

NAICS code	Industry	Expenditures for new plant and equipment			Gross book value of depreciable assets
		Total	Buildings and other structures	Machinery and equipment	
33232	Ornamental and architectural metal products.....	56	7	50	970
332321	Metal window and door manufacturing	D	D	D	503
332322	Sheet metal work manufacturing	31	1	30	D
332323	Ornamental and architectural metal work manufacturing	D	D	D	D
3324	Boiler, tank, and shipping container manufacturing	116	17	100	1,377
33241	Power boiler and heat exchanger manufacturing	27	D	D	276
332410	Power boiler and heat exchanger manufacturing	27	D	D	276
33242	Metal tank, heavy gauge, manufacturing	8	D	D	104
332420	Metal tank, heavy gauge, manufacturing	8	D	D	104
33243	Metal can, box, and other container manufacturing	82	8	73	997
332431	Metal can manufacturing.....	D	D	73	979
332439	Other metal container manufacturing.....	D	D	*	18
3325	Hardware manufacturing	63	6	57	1,128
33251	Hardware manufacturing	63	6	57	1,128
332510	Hardware manufacturing	63	6	57	1,128
3326	Spring and wire product manufacturing	27	2	25	456
33261	Spring and wire product manufacturing	27	2	25	456
332611	Spring, heavy gauge, manufacturing	12	D	D	190
332612	Spring, light gauge, manufacturing	9	D	D	135
332618	Other fabricated wire product manufacturing	7	D	D	131
3327	Machine shops and threaded product manufacturing	153	18	135	1,707
33271	Machine shops.....	53	6	47	498
332710	Machine shops.....	53	6	47	498
33272	Turned product and screw, nut, and bolt manufacturing.....	100	12	88	1,208
332721	Precision turned product manufacturing	59	4	55	684
332722	Bolt, nut, screw, rivet, and washer manufacturing.....	41	8	33	524
3328	Coating, engraving, and heat treating metals	107	9	97	2,902
33281	Coating, engraving, and heat treating metals	107	9	97	2,902
332811	Metal heat treating	52	2	49	920
332812	Metal coating and nonprecious engraving	52	7	45	1,739
332813	Electroplating, anodizing, and coloring metal	3	*	3	243
3329	Other fabricated metal product manufacturing	268	40	228	4,496
33291	Metal valve manufacturing	63	8	55	1,193
332911	Industrial valve manufacturing	20	2	19	388
332912	Fluid power valve and hose fitting manufacturing	33	6	26	485
332913	Plumbing fixture fitting and trim manufacturing	2	*	1	56
332919	Other metal valve and pipe fitting manufacturing	9	*	8	265
33299	All other fabricated metal product manufacturing.....	205	32	173	3,303
332991	Ball and roller bearing manufacturing	137	9	128	2,288
332992	Small arms ammunition manufacturing.....	D	D	D	D
332994	Small arms manufacturing	18	7	11	D
332995	Other ordnance and accessories manufacturing	D	D	D	D
332996	Fabricated pipe and pipe fitting manufacturing	D	D	D	143
332997	Industrial pattern manufacturing	D	*	D	D
332999	Miscellaneous fabricated metal product manufacturing.....	19	4	15	424
333	Machinery manufacturing	1,310	302	1,008	15,129
3331	Agriculture, construction, and mining machinery manufacturing	422	128	295	3,943
33311	Agricultural implement manufacturing.....	159	36	123	1,619
333111	Farm machinery and equipment manufacturing	61	D	D	787
333112	Lawn and garden equipment manufacturing.....	98	D	D	831
33312	Construction machinery manufacturing	145	58	86	1,613
333120	Construction machinery manufacturing	145	58	86	1,613
33313	Mining and oil and gas field machinery manufacturing	119	33	86	711
333131	Mining machinery and equipment manufacturing	9	1	8	94
333132	Oil and gas field machinery and equipment.....	110	32	78	617
3332	Industrial machinery manufacturing	85	10	76	1,095
33322	Plastics and rubber industry machinery.....	7	1	7	85
333220	Plastics and rubber industry machinery.....	7	1	7	85
33329	Other industrial machinery manufacturing	78	9	69	1,011
333291	Paper industry machinery manufacturing	11	1	9	128
333292	Textile machinery manufacturing.....	D	D	D	26
333293	Printing machinery and equipment manufacturing	11	2	10	127
333294	Food product machinery manufacturing	D	D	D	104
333295	Semiconductor machinery manufacturing.....	27	1	26	419
333298	All other industrial machinery manufacturing.....	17	3	13	208
3333	Commercial and service industry machinery	69	15	54	950
33331	Commercial and service industry machinery	69	15	54	950
333311	Automatic vending machine manufacturing	D	D	D	D
333312	Commercial laundry and drycleaning machinery.....	D	*	D	D
333313	Office machinery manufacturing	D	D	D	D
333314	Optical instrument and lens manufacturing.....	14	5	9	119
333315	Photographic and photocopying equipment manufacturing	7	D	D	148
333319	Other commercial and service machinery manufacturing.....	40	8	32	561
3334	HVAC and commercial refrigeration equipment	86	12	74	1,488
33341	HVAC and commercial refrigeration equipment	86	12	74	1,488
333411	Air purification equipment manufacturing.....	10	1	9	143
333412	Industrial and commercial fan and blower manufacturing.....	3	D	D	53
333414	Heating equipment, except warm air furnaces.....	4	D	D	72
333415	AC, refrigeration, and forced air heating	68	9	59	1,220
3335	Metalworking machinery manufacturing	116	35	81	1,514
33351	Metalworking machinery manufacturing	116	35	81	1,514
333511	Industrial mold manufacturing.....	D	D	3	D
333512	Metal cutting machine tool manufacturing	17	9	8	237
333513	Metal forming machine tool manufacturing	4	1	3	47
333514	Special tool, die, jig, and fixture manufacturing.....	39	6	33	439
333515	Cutting tool and machine tool accessory manufacturing	47	17	29	535
333516	Rolling mill machinery and equipment manufacturing	D	D	*	D
333518	Other metalworking machinery manufacturing	5	1	4	157

**Table M1.4 Gross Book Value of Depreciable Assets and Expenditures for
New Plant and Equipment of Foreign-Owned Establishments, by Detailed Industry—Continues**
(Millions of dollars)

NAICS code	Industry	Expenditures for new plant and equipment			Gross book value of depreciable assets
		Total	Buildings and other structures	Machinery and equipment	
3336	Turbine and power transmission equipment manufacturing	299	48	251	2,934
33361	Turbine and power transmission equipment manufacturing	299	48	251	2,934
333611	Turbine and turbine generator set units manufacturing	40	6	34	538
333612	Speed changer, drive, and gear manufacturing	D	D	D	81
333613	Mechanical power transmission equipment manufacturing	D	D	D	336
333618	Other engine equipment manufacturing	211	36	175	1,979
3339	Other general purpose machinery manufacturing	232	54	177	3,204
33391	Pump and compressor manufacturing	71	22	49	650
333911	Pump and pumping equipment manufacturing	43	16	27	347
333912	Air and gas compressor manufacturing	28	6	21	D
333913	Measuring and dispensing pump manufacturing	*	*	*	D
33392	Material handling equipment manufacturing	59	14	44	1,091
333921	Elevator and moving stairway manufacturing	8	D	D	292
333922	Conveyor and conveying equipment manufacturing	13	2	10	184
333923	Overhead cranes, hoists, and monorail systems	6	D	D	95
333924	Industrial truck, trailer, and stacker manufacturing	32	6	25	519
33399	All other general purpose machinery manufacturing	102	17	84	1,463
333991	Power-driven handtool manufacturing	4	1	3	191
333992	Welding and soldering equipment manufacturing	23	4	19	174
333993	Packaging machinery manufacturing	9	1	8	179
333994	Industrial process furnace and oven manufacturing	D	D	D	D
333995	Fluid power cylinder and actuator manufacturing	D	D	D	53
333996	Fluid power pump and motor manufacturing	23	5	18	426
333997	Scale and balance, except laboratory, manufacturing	2	0	2	D
333999	Miscellaneous general purpose machinery manufacturing	38	6	31	409
334	Computer and electronic product manufacturing	3,234	1,200	2,034	27,343
3341	Computer and peripheral equipment manufacturing	80	18	62	1,020
33411	Computer and peripheral equipment manufacturing	80	18	62	1,020
334111	Electronic computer manufacturing	D	D	D	D
334112	Computer storage device manufacturing	D	D	D	516
334113	Computer terminal manufacturing	*	*	*	D
334119	Other computer peripheral equipment manufacturing	43	12	31	341
3342	Communications equipment manufacturing	144	56	88	1,986
33421	Telephone apparatus manufacturing	36	9	27	618
334210	Telephone apparatus manufacturing	36	9	27	618
33422	Broadcast and wireless communications equipment	96	45	51	1,188
334220	Broadcast and wireless communications equipment	96	45	51	1,188
33429	Other communications equipment manufacturing	12	1	10	181
334290	Other communications equipment manufacturing	12	1	10	181
3343	Audio and video equipment manufacturing	59	5	54	667
33431	Audio and video equipment manufacturing	59	5	54	667
334310	Audio and video equipment manufacturing	59	5	54	667
3344	Semiconductor and electronic component manufacturing	2,113	942	1,171	16,282
33441	Semiconductor and electronic component manufacturing	2,113	942	1,171	16,282
334411	Electron tube manufacturing	D	D	D	D
334412	Bare printed circuit board manufacturing	12	D	D	130
334413	Semiconductors and related device manufacturing	1,895	875	1,019	13,135
334414	Electronic capacitor manufacturing	11	D	D	202
334415	Electronic resistor manufacturing	8	D	D	131
334416	Electronic coils, transformers, and inductors	D	D	D	D
334417	Electronic connector manufacturing	63	5	58	947
334418	Printed circuit assembly manufacturing	80	D	D	970
334419	Other electronic component manufacturing	38	10	28	600
3345	Electronic instrument manufacturing	527	145	381	4,824
33451	Electronic instrument manufacturing	527	145	381	4,824
334510	Electromedical apparatus manufacturing	158	32	125	1,107
334511	Search, detection, and navigation instruments	198	D	D	1,900
334512	Automatic environmental control manufacturing	17	2	15	256
334513	Industrial process variable instruments	13	D	D	255
334514	Totalizing fluid meters and counting devices	41	6	35	264
334515	Electricity and signal testing instruments	18	5	13	273
334516	Analytical laboratory instrument manufacturing	22	2	20	243
334517	Irradiation apparatus manufacturing	21	7	14	174
334518	Watch, clock, and part manufacturing	1	*	*	13
334519	Other measuring and controlling device manufacturing	38	10	29	338
3346	Magnetic media manufacturing and reproducing	312	34	277	2,564
33461	Magnetic media manufacturing and reproducing	312	34	277	2,564
334611	Software reproducing	*	*	*	D
334612	Audio and video media reproduction	200	D	D	1,887
334613	Magnetic and optical recording media manufacturing	111	D	D	D
335	Electrical equipment and appliance manufacturing	541	91	450	9,449
3351	Electric lighting equipment manufacturing	43	2	41	1,098
33511	Electric lamp bulb and part manufacturing	D	D	D	D
335110	Electric lamp bulb and part manufacturing	D	D	D	D
33512	Lighting fixture manufacturing	D	D	D	D
335121	Residential electric lighting fixture manufacturing	D	*	D	230
335122	Nonresidential electric lighting fixture manufacturing	8	1	7	D
335129	Other lighting equipment manufacturing	D	D	4	78
3352	Household appliance manufacturing	94	10	84	2,693
33521	Small electrical appliance manufacturing	17	3	14	1,374
335211	Electric housewares and household fan manufacturing	D	D	D	D
335212	Household vacuum cleaner manufacturing	D	D	D	D
33522	Major appliance manufacturing	78	7	71	1,319
335221	Household cooking appliance manufacturing	D	D	D	D
335222	Household refrigerator and home freezer manufacturing	D	D	D	D
335224	Household laundry equipment manufacturing	D	D	D	D
335228	Other major household appliance manufacturing	D	D	D	D

**Table M1.4 Gross Book Value of Depreciable Assets and Expenditures for
New Plant and Equipment of Foreign-Owned Establishments, by Detailed Industry—Continues**
(Millions of dollars)

NAICS code	Industry	Expenditures for new plant and equipment			Gross book value of depreciable assets
		Total	Buildings and other structures	Machinery and equipment	
3353	Electrical equipment manufacturing.....	165	33	133	2,101
33531	Electrical equipment manufacturing.....	165	33	133	2,101
335311	Electric power and specialty transformer manufacturing.....	45	12	32	431
335312	Motor and generator manufacturing.....	35	5	30	541
335313	Switchgear and switchboard apparatus manufacturing.....	52	10	43	705
335314	Relay and industrial control manufacturing.....	33	6	27	424
3359	Other electrical equipment and component manufacturing.....	238	46	192	3,557
33591	Battery manufacturing.....	D	D	D	66
335911	Storage battery manufacturing.....	D	D	D	D
335912	Primary battery manufacturing.....	D	D	D	D
33592	Communication and energy wire and cable manufacturing.....	56	D	D	679
335921	Fiber optic cable manufacturing.....	9	D	D	256
335929	Other communication and energy wire manufacturing.....	47	15	32	423
33593	Wiring device manufacturing.....	D	D	57	1,253
335931	Current-carrying wiring device manufacturing.....	43	2	41	674
335932	Noncurrent-carrying wiring device manufacturing.....	D	D	16	580
33599	Other electrical equipment and component manufacturing.....	113	21	92	1,558
335991	Carbon and graphite product manufacturing.....	65	4	61	852
335999	Miscellaneous electrical equipment manufacturing.....	48	17	31	706
336	Transportation equipment manufacturing.....	6,217	885	5,332	83,065
3361	Motor vehicle manufacturing.....	2,544	293	2,251	35,821
33611	Automobile and light truck manufacturing.....	2,510	289	2,221	35,073
336111	Automobile manufacturing.....	1,272	103	1,169	19,869
336112	Light truck and utility vehicle manufacturing.....	1,238	187	1,052	15,204
33612	Heavy duty truck manufacturing.....	34	4	30	748
336120	Heavy duty truck manufacturing.....	34	4	30	748
3362	Motor vehicle body and trailer manufacturing.....	12	2	10	168
33621	Motor vehicle body and trailer manufacturing.....	12	2	10	168
336211	Motor vehicle body manufacturing.....	11	2	10	D
336212	Truck trailer manufacturing.....	*	*	*	D
336214	Travel trailer and camper manufacturing.....	*	0	*	D
3363	Motor vehicle parts manufacturing.....	2,885	468	2,417	39,641
33631	Motor vehicle gasoline engine and parts manufacturing.....	491	45	446	6,704
336311	Carburetor, piston ring, and valve manufacturing.....	46	3	43	839
336312	Gasoline engine and engine parts manufacturing.....	444	42	403	5,865
33632	Motor vehicle electric equipment.....	432	121	311	4,733
336321	Vehicular lighting equipment manufacturing.....	47	5	43	828
336322	Other motor vehicle electric equipment manufacturing.....	385	117	268	3,905
33633	Motor vehicle steering and suspension parts.....	111	9	103	1,836
336330	Motor vehicle steering and suspension parts.....	111	9	103	1,836
33634	Motor vehicle brake system manufacturing.....	244	20	223	2,352
336340	Motor vehicle brake system manufacturing.....	244	20	223	2,352
33635	Motor vehicle power train components manufacturing.....	475	104	371	8,460
336350	Motor vehicle power train components manufacturing.....	475	104	371	8,460
33636	Motor vehicle seating and interior trim manufacturing.....	57	4	52	1,176
336360	Motor vehicle seating and interior trim manufacturing.....	57	4	52	1,176
33637	Motor vehicle metal stamping.....	481	104	377	6,031
336370	Motor vehicle metal stamping.....	481	104	377	6,031
33639	Other motor vehicle parts manufacturing.....	594	61	533	8,350
336391	Motor vehicle air-conditioning manufacturing.....	147	5	143	1,761
336399	All other motor vehicle parts manufacturing.....	447	56	391	6,590
3364	Aerospace product and parts manufacturing.....	610	83	527	4,992
33641	Aerospace product and parts manufacturing.....	610	83	527	4,992
336411	Aircraft manufacturing.....	153	26	127	2,150
336412	Aircraft engine and engine parts manufacturing.....	D	22	D	D
336413	Other aircraft parts and equipment.....	345	35	310	1,621
336415	Space vehicle propulsion units and parts manufacturing.....	*	*	*	D
336419	Other guided missile and space vehicle parts.....	D	0	D	D
3365	Railroad rolling stock manufacturing.....	20	6	14	532
33651	Railroad rolling stock manufacturing.....	20	6	14	532
336510	Railroad rolling stock manufacturing.....	20	6	14	532
3366	Ship and boat building.....	30	6	24	292
33661	Ship and boat building.....	30	6	24	292
336611	Ship building and repairing.....	D	D	D	D
336612	Boat building.....	D	D	D	D
3369	Other transportation equipment manufacturing.....	116	26	90	1,619
33699	Other transportation equipment manufacturing.....	116	26	90	1,619
336991	Motorcycle, bicycle, and parts manufacturing.....	D	D	D	D
336992	Military armored vehicles and tank parts manufacturing.....	D	D	D	D
336999	All other transportation equipment manufacturing.....	D	D	D	D
337	Furniture and related product manufacturing.....	41	3	39	601
3371	Household and institutional furniture manufacturing.....	30	2	29	414
33711	Wood kitchen cabinet and countertop manufacturing.....	D	D	D	29
337110	Wood kitchen cabinet and countertop manufacturing.....	D	D	D	29
33712	Other household and institutional furniture.....	D	D	D	385
337121	Upholstered household furniture manufacturing.....	1	D	D	D
337122	Nonupholstered wood household furniture manufacturing.....	D	D	*	D
337124	Metal household furniture manufacturing.....	*	D	D	D
337125	Household furniture, except wood or metal, manufacturing.....	25	D	25	D
337127	Institutional furniture manufacturing.....	2	D	D	71
3372	Office furniture and fixtures manufacturing.....	2	*	1	32
33721	Office furniture and fixtures manufacturing.....	2	*	1	32
337211	Wood office furniture manufacturing.....	*	*	*	D
337212	Custom architectural woodwork and millwork.....	*	*	*	D
337214	Office furniture, except wood, manufacturing.....	D	*	D	1
337215	Showcases, partitions, shelving, and lockers.....	D	*	D	D
3379	Other furniture-related product manufacturing.....	9	1	9	156
33792	Blind and shade manufacturing.....	9	1	9	156
337920	Blind and shade manufacturing.....	9	1	9	156

**Table M1.4 Gross Book Value of Depreciable Assets and Expenditures for
New Plant and Equipment of Foreign-Owned Establishments, by Detailed Industry—Table Ends**
(Millions of dollars)

NAICS code	Industry	Expenditures for new plant and equipment			Gross book value of depreciable assets
		Total	Buildings and other structures	Machinery and equipment	
339	Miscellaneous manufacturing	484	86	397	5,896
3391	Medical equipment and supplies manufacturing	315	57	258	3,690
33911	Medical equipment and supplies manufacturing	315	57	258	3,690
339112	Surgical and medical instrument manufacturing	162	32	131	2,075
339113	Surgical appliance and supplies manufacturing	98	22	76	849
339114	Dental equipment and supplies manufacturing	5	1	4	50
339115	Ophthalmic goods manufacturing	49	3	47	707
339116	Dental laboratories	1	*	1	10
3399	Other miscellaneous manufacturing	169	30	139	2,206
33991	Jewelry and silverware manufacturing	14	7	7	82
339911	Jewelry, except costume, manufacturing	14	7	7	D
339913	Jewelers' material and lapidary work manufacturing	*	0	*	D
33992	Sporting and athletic goods manufacturing	29	11	18	263
339920	Sporting and athletic goods manufacturing	29	11	18	263
33993	Doll, toy, and game manufacturing	D	D	D	96
339932	Game, toy, and children's vehicle manufacturing	D	D	D	96
33994	Office supplies, except paper, manufacturing	7	1	6	220
339941	Pen and mechanical pencil manufacturing	5	1	5	164
339942	Lead pencil and art good manufacturing	*	*	*	D
339944	Carbon paper and inked ribbon manufacturing	1	*	1	D
33995	Sign manufacturing	D	D	D	28
339950	Sign manufacturing	D	D	D	28
33999	All other miscellaneous manufacturing	107	10	97	1,517
339991	Gasket, packing, and sealing device manufacturing	70	5	65	714
339992	Musical instrument manufacturing	6	1	5	78
339993	Fastener, button, needle, and pin manufacturing	16	2	14	468
339994	Broom, brush, and mop manufacturing	4	1	3	75
339999	All other miscellaneous manufacturing	12	2	10	182

Table M1.5 Cost of Materials of Foreign-Owned Establishments, by Detailed Industry—Continues

(Millions of dollars, except as noted)

NAICS code	Industry	Cost of materials ¹				
		Total	Of which:			
			Purchased fuels and electricity			
			Total	Fuels	Electricity	
					Quantity (thousand kWh)	Cost
31–33	Manufacturing	610,938	22,050	11,697	186,141,439	10,353
311	Food manufacturing	39,782	1,185	659	8,882,705	526
312	Beverage and tobacco product manufacturing	9,595	289	114	2,636,423	175
313	Textile mills	1,856	96	33	1,234,917	63
314	Textile product mills	918	45	13	675,708	32
315	Apparel manufacturing	D	D	D	D	D
316	Leather and allied product manufacturing	D	D	D	D	D
321	Wood product manufacturing	2,412	134	50	1,432,663	84
322	Paper manufacturing	12,224	1,491	845	12,449,446	646
323	Printing and related support activities	2,926	187	70	1,902,626	117
324	Petroleum and coal products manufacturing	94,731	2,565	1,885	10,551,419	680
325	Chemical manufacturing	114,186	5,060	2,918	36,733,743	2,142
326	Plastics and rubber products manufacturing	20,243	818	221	10,335,061	597
327	Nonmetallic mineral product manufacturing	16,713	3,010	1,803	20,702,072	1,207
331	Primary metal manufacturing	42,410	3,912	2,047	40,684,236	1,865
332	Fabricated metal product manufacturing	19,875	628	266	6,145,380	363
333	Machinery manufacturing	35,076	413	122	4,593,990	291
334	Computer and electronic product manufacturing	24,530	474	72	6,423,525	402
335	Electrical equipment and appliance manufacturing	13,688	295	99	3,093,163	196
336	Transportation equipment manufacturing	151,530	1,267	436	15,812,579	831
337	Furniture and related product manufacturing	1,460	18	5	224,231	13
339	Miscellaneous manufacturing	6,170	150	35	1,539,841	115
311	Food manufacturing	39,782	1,185	659	8,882,705	526
3111	Animal food manufacturing	4,429	80	40	714,858	40
31111	Animal food manufacturing	4,429	80	40	714,858	40
311111	Dog and cat food manufacturing	D	D	D	D	D
311119	Other animal food manufacturing	D	D	D	D	D
3112	Grain and oilseed milling	9,121	434	287	2,937,299	146
31121	Flour milling and malt manufacturing	D	D	D	D	D
311211	Flour milling	393	33	21	216,387	11
311212	Rice milling	D	D	D	D	D
311213	Malt manufacturing	D	D	D	D	D
31122	Starch and vegetable oil manufacturing	8,571	390	260	2,657,485	130
311221	Wet corn milling	D	D	D	D	D
311222	Soybean processing	4,197	115	85	582,516	30
311223	Other oilseed processing	D	D	D	D	D
311225	Fats and oils refining and blending	2,819	49	29	337,614	21
31123	Breakfast cereal manufacturing	D	D	D	D	D
311230	Breakfast cereal manufacturing	D	D	D	D	D
3113	Sugar and confectionery product manufacturing	1,049	28	9	282,264	18
31132	Confectionery manufacturing from cacao beans	D	D	D	D	D
311320	Confectionery manufacturing from cacao beans	D	D	D	D	D
31133	Confectionery manufacturing from purchased chocolate	D	D	D	D	D
311330	Confectionery manufacturing from purchased chocolate	D	D	D	D	D
31134	Nonchocolate confectionery manufacturing	492	11	4	134,192	7
311340	Nonchocolate confectionery manufacturing	492	11	4	134,192	7
3114	Fruit and vegetable preserving and specialty	3,900	148	82	1,140,747	66
31141	Frozen food manufacturing	1,934	81	39	757,506	42
311411	Frozen fruit and vegetable manufacturing	D	D	D	D	D
311412	Frozen specialty food manufacturing	D	D	D	D	D
31142	Fruit and vegetable canning and drying	1,966	68	43	383,241	25
311421	Fruit and vegetable canning	801	23	13	190,858	10
311422	Specialty canning	D	D	D	D	D
311423	Dried and dehydrated food manufacturing	D	D	D	D	D
3115	Dairy product manufacturing	7,170	161	73	1,318,162	87
31151	Dairy product, except frozen, manufacturing	D	D	D	D	D
311511	Fluid milk manufacturing	D	D	D	D	D
311513	Cheese manufacturing	3,409	61	31	492,686	30
311514	Dry, condensed, and evaporated dairy products	1,642	49	31	338,180	18
31152	Ice cream and frozen dessert manufacturing	D	D	D	D	D
311520	Ice cream and frozen dessert manufacturing	D	D	D	D	D
3116	Animal slaughtering and processing	7,672	89	50	731,457	39
31161	Animal slaughtering and processing	7,672	89	50	731,457	39
311611	Animal, except poultry, slaughtering	D	D	D	D	D
311612	Meat processed from carcasses	D	D	D	D	D
311613	Rendering and meat byproduct processing	D	D	D	D	D
311615	Poultry processing	D	D	D	D	D
3117	Seafood product preparation and packaging	1,132	31	20	109,354	11
31171	Seafood product preparation and packaging	1,132	31	20	109,354	11
311711	Seafood canning	D	D	D	D	D
311712	Fresh and frozen seafood processing	D	D	D	D	D
3118	Bakeries and tortilla manufacturing	2,521	106	48	777,990	58
31181	Bread and bakery product manufacturing	1,263	52	23	407,604	28
311811	Retail bakeries	4	-	-	899	-
311812	Commercial bakeries	772	42	21	286,955	21
311813	Frozen cakes and other pastries manufacturing	487	9	2	119,750	7
31182	Cookie, cracker, and pasta manufacturing	D	D	D	D	D
311821	Cookie and cracker manufacturing	263	10	2	105,580	8
311822	Mixes and dough made from purchased flour	373	10	4	82,898	6
311823	Dry pasta manufacturing	D	D	D	D	D
31183	Tortilla manufacturing	D	D	D	D	D
311830	Tortilla manufacturing	D	D	D	D	D
3119	Other food manufacturing	2,788	109	50	870,574	60
31191	Snack food manufacturing	183	5	3	35,075	2
311911	Roasted nuts and peanut butter manufacturing	D	D	D	D	D
311919	Other snack food manufacturing	D	D	D	D	D

Table M1.5 Cost of Materials of Foreign-Owned Establishments, by Detailed Industry—Continues

(Millions of dollars, except as noted)

NAICS code	Industry	Cost of materials ¹				
		Total	Of which:			
			Purchased fuels and electricity			
			Total	Fuels	Electricity	
					Quantity (thousand kWh)	Cost
31192	Coffee and tea manufacturing.....	294	24	13	131,339	11
311920	Coffee and tea manufacturing.....	294	24	13	131,339	11
31193	Flavoring syrup and concentrate manufacturing.....	156	3	2	24,573	2
311930	Flavoring syrup and concentrate manufacturing.....	156	3	2	24,573	2
31194	Seasoning and dressing manufacturing.....	1,380	32	12	283,294	20
311941	Mayonnaise, dressing, and sauce manufacturing.....	560	13	5	132,642	8
311942	Spice and extract manufacturing.....	819	19	7	150,652	12
31199	All other food manufacturing.....	775	46	21	396,293	25
311991	Perishable prepared food manufacturing.....	38	1	*	10,206	1
311999	All other miscellaneous food manufacturing.....	737	44	21	386,087	24
312	Beverage and tobacco product manufacturing	9,595	289	114	2,636,423	175
3121	Beverage manufacturing.....	D	D	D	D	D
31211	Soft drink and ice manufacturing.....	3,384	106	19	1,288,656	88
312111	Soft drink manufacturing.....	D	D	D	D	D
312112	Bottled water manufacturing.....	D	D	D	D	D
312113	Ice manufacturing.....	D	D	D	D	D
31212	Breweries.....	D	D	D	D	D
312120	Breweries.....	D	D	D	D	D
31213	Wineries.....	916	22	6	146,709	16
312130	Wineries.....	916	22	6	146,709	16
31214	Distilleries.....	1,266	17	12	106,584	5
312140	Distilleries.....	1,266	17	12	106,584	5
3122	Tobacco manufacturing.....	D	D	D	D	D
31221	Tobacco stemming and redrying.....	D	D	D	D	D
312210	Tobacco stemming and redrying.....	D	D	D	D	D
31222	Tobacco product manufacturing.....	D	D	D	D	D
312221	Cigarette manufacturing.....	D	D	D	D	D
312229	Other tobacco product manufacturing.....	D	D	D	D	D
313	Textile mills.....	1,856	96	33	1,234,917	63
3131	Fiber, yarn, and thread mills.....	191	14	2	260,270	12
31311	Fiber, yarn, and thread mills.....	191	14	2	260,270	12
313111	Yarn spinning mills.....	D	D	D	D	D
313112	Yarn texturizing and twisting mills.....	D	D	D	D	D
313113	Thread mills.....	D	D	D	D	D
3132	Fabric mills.....	1,400	62	20	824,842	42
31321	Broadwoven fabric mills.....	681	22	7	275,002	16
313210	Broadwoven fabric mills.....	681	22	7	275,002	16
31322	Narrow fabric mills and schiffli embroidery.....	D	D	D	D	D
313221	Narrow fabric mills.....	D	D	D	D	D
31323	Nonwoven fabric mills.....	579	33	10	481,130	22
313230	Nonwoven fabric mills.....	579	33	10	481,130	22
31324	Knit fabric mills.....	D	D	D	D	D
313241	Wet knit fabric mills.....	D	D	D	D	D
313249	Other knit fabric and lace mills.....	D	D	D	D	D
3133	Textile and fabric finishing mills.....	265	20	10	149,805	9
31331	Textile and fabric finishing mills.....	87	9	4	71,803	5
313311	Broadwoven fabric finishing mills.....	11	1	1	5,758	*
313312	Other textile and fabric finishing mills.....	76	8	3	66,045	5
31332	Fabric coating mills.....	178	11	7	78,002	4
313320	Fabric coating mills.....	178	11	7	78,002	4
314	Textile product mills.....	918	45	13	675,708	32
3141	Textile furnishings mills.....	226	10	4	125,252	6
31411	Carpet and rug mills.....	D	D	D	D	D
314110	Carpet and rug mills.....	D	D	D	D	D
31412	Curtain and linen mills.....	D	D	D	D	D
314121	Curtain and drapery mills.....	D	D	D	D	D
3149	Other textile product mills.....	692	34	9	550,456	26
31491	Textile bag and canvas mills.....	36	1	*	6,509	*
314911	Textile bag mills.....	D	D	D	D	D
314912	Canvas and related product mills.....	D	D	D	D	D
31499	All other textile product mills.....	655	34	8	543,947	25
314991	Rope, cordage, and twine mills.....	27	1	*	6,151	1
314992	Tire cord and tire fabric mills.....	378	28	7	465,825	21
314999	All other miscellaneous textile product mills.....	251	5	1	71,971	4
315	Apparel manufacturing.....	D	D	D	D	D
3151	Apparel knitting mills.....	141	8	3	37,507	5
31511	Hosiery and sock mills.....	D	D	D	D	D
315111	Sheer hosiery mills.....	D	D	D	D	D
315119	Other hosiery and sock mills.....	D	D	D	D	D
31519	Other apparel knitting mills.....	D	D	D	D	D
315191	Outerwear knitting mills.....	D	D	D	D	D
3152	Cut and sew apparel manufacturing.....	433	4	1	45,265	3
31521	Cut and sew apparel contractors.....	D	D	D	D	D
315211	Men's cut and sew apparel contractors.....	D	D	D	D	D
31522	Men's cut and sew apparel manufacturing.....	269	3	1	33,370	2
315222	Men's suit, coat, and overcoat manufacturing.....	D	D	D	D	D
315223	Men's shirt, except work shirt, manufacturing.....	D	D	D	D	D
315225	Men's work clothing manufacturing.....	D	D	D	D	D
31523	Women's cut and sew apparel manufacturing.....	D	D	D	D	D
315231	Women's lingerie and nightwear manufacturing.....	D	D	D	D	D
315233	Women's dress manufacturing.....	D	D	D	D	D
31529	Other cut and sew apparel manufacturing.....	64	1	*	6,827	1
315299	All other cut and sew apparel manufacturing.....	64	1	*	6,827	1
3159	Accessories and other apparel manufacturing.....	D	D	D	D	D
31599	Accessories and other apparel manufacturing.....	D	D	D	D	D
315991	Hat, cap, and millinery manufacturing.....	D	D	D	D	D

Table M1.5 Cost of Materials of Foreign-Owned Establishments, by Detailed Industry—Continues

(Millions of dollars, except as noted)

NAICS code	Industry	Cost of materials ¹				
		Total	Of which:			
			Purchased fuels and electricity			
			Total	Fuels	Electricity	
					Quantity (thousand kWh)	Cost
316	Leather and allied product manufacturing	D	D	D	D	D
3169	Other leather product manufacturing	D	D	D	D	D
31699	Other leather product manufacturing	D	D	D	D	D
316991	Luggage manufacturing	D	D	D	D	D
316992	Women's handbag and purse manufacturing	D	D	D	D	D
316999	All other leather good manufacturing	D	D	D	D	D
321	Wood product manufacturing	2,412	134	50	1,432,663	84
3211	Sawmills and wood preservation	797	33	5	461,534	28
32111	Sawmills and wood preservation	797	33	5	461,534	28
321113	Sawmills	729	32	5	455,052	27
321114	Wood preservation	67	1	*	6,482	*
3212	Plywood and engineered wood product manufacturing	715	74	27	801,366	46
32121	Plywood and engineered wood product manufacturing	715	74	27	801,366	46
321211	Hardwood veneer and plywood manufacturing	144	3	1	30,713	2
321213	Engineered wood member manufacturing	D	D	D	D	D
321214	Truss manufacturing	D	D	D	D	D
321219	Reconstituted wood product manufacturing	535	70	26	764,436	44
3219	Other wood product manufacturing	901	28	18	169,763	10
32191	Millwork	531	7	1	92,569	6
321911	Wood window and door manufacturing	185	2	*	24,283	2
321912	Cut stock, resawing lumber, and planing	111	1	*	13,420	1
321918	Other millwork, including flooring	235	4	1	54,866	3
32192	Wood container and pallet manufacturing	193	17	14	43,810	3
321920	Wood container and pallet manufacturing	193	17	14	43,810	3
32199	All other wood product manufacturing	177	5	3	33,384	2
321991	Manufactured home (mobile home) manufacturing	D	D	D	D	D
321992	Prefabricated wood building manufacturing	D	D	D	D	D
321999	Miscellaneous wood product manufacturing	D	D	D	D	D
322	Paper manufacturing	12,224	1,491	845	12,449,446	646
3221	Pulp, paper, and paperboard mills	6,360	1,291	772	10,453,526	519
32211	Pulp mills	232	37	19	402,871	18
322110	Pulp mills	232	37	19	402,871	18
32212	Paper mills	5,138	1,012	589	8,584,834	422
322121	Paper, except newsprint, mills	4,698	860	567	5,829,544	293
322122	Newsprint mills	439	152	23	2,755,290	129
32213	Paperboard mills	991	243	164	1,465,821	79
322130	Paperboard mills	991	243	164	1,465,821	79
3222	Converted paper product manufacturing	5,863	200	73	1,995,920	127
32221	Paperboard container manufacturing	2,797	66	23	694,892	44
322211	Corrugated and solid fiber box manufacturing	1,443	34	14	328,746	19
322212	Folding paperboard box manufacturing	913	20	5	224,120	15
322214	Fiber can, tube, and drum manufacturing	D	D	D	D	D
322215	Nonfolding sanitary food container manufacturing	D	D	D	D	D
32222	Paper bag and coated and treated paper manufacturing	D	D	D	D	D
322221	Coated and laminated packaging materials manufacturing	114	4	1	39,727	3
322222	Coated and laminated paper manufacturing	1,084	56	31	328,086	25
322223	Plastics, foil, and coated paper bag manufacturing	D	D	D	D	D
322224	Uncoated paper and multiwall bag manufacturing	D	D	D	D	D
322225	Flexible packaging foil manufacturing	280	9	4	94,444	6
322226	Surface-coated paperboard manufacturing	D	D	D	D	D
32223	Stationery product manufacturing	D	D	D	D	D
322231	Die-cut paper office supplies manufacturing	D	D	D	D	D
322232	Envelope manufacturing	D	D	D	D	D
322233	Stationery and related product manufacturing	*	*	*	10	*
32229	Other converted paper product manufacturing	1,424	60	13	768,240	46
322291	Sanitary paper product manufacturing	966	27	6	351,495	20
322299	All other converted paper product manufacturing	458	33	7	416,745	26
323	Printing and related support activities	2,926	187	70	1,902,626	117
3231	Printing and related support activities	2,926	187	70	1,902,626	117
32311	Printing	2,834	185	70	1,873,880	115
323110	Commercial lithographic printing	1,445	101	34	1,081,973	67
323111	Commercial gravure printing	555	50	27	407,996	23
323112	Commercial flexographic printing	213	7	2	69,361	5
323113	Commercial screen printing	117	3	*	21,102	2
323115	Digital printing	*	*	*	14	*
323116	Manifold business forms printing	164	2	*	26,027	2
323117	Books printing	341	23	7	267,407	16
32312	Support activities for printing	92	3	*	28,746	2
323121	Tradebinding and related work	14	*	*	6,693	*
323122	Prepress services	78	2	*	22,053	2
324	Petroleum and coal products manufacturing	94,731	2,565	1,885	10,551,419	680
3241	Petroleum and coal products manufacturing	94,731	2,565	1,885	10,551,419	680
32411	Petroleum refineries	90,391	2,349	1,728	9,761,424	621
324110	Petroleum refineries	90,391	2,349	1,728	9,761,424	621
32412	Asphalt paving and roofing materials manufacturing	2,550	184	137	646,076	47
324121	Asphalt paving mixture and block manufacturing	1,528	151	118	426,303	33
324122	Asphalt shingle and coating materials manufacturing	1,022	33	19	219,773	14
32419	Other petroleum and coal products manufacturing	1,790	31	20	143,919	12
324191	Petroleum lubricating oil and grease manufacturing	D	D	D	D	D
324199	All other petroleum and coal products manufacturing	D	D	D	D	D

Table M1.5 Cost of Materials of Foreign-Owned Establishments, by Detailed Industry—Continues

(Millions of dollars, except as noted)

NAICS code	Industry	Cost of materials ¹				
		Total	Of which:			
			Purchased fuels and electricity			
			Total	Fuels	Electricity	
Quantity (thousand kWh)	Cost					
325	Chemical manufacturing	114,186	5,060	2,918	36,733,743	2,142
3251	Basic chemical manufacturing	46,947	2,747	1,766	18,672,804	980
32511	Petrochemical manufacturing	21,711	779	620	2,913,547	159
325110	Petrochemical manufacturing	21,711	779	620	2,913,547	159
32512	Industrial gas manufacturing	215	61	11	829,508	50
325120	Industrial gas manufacturing	215	61	11	829,508	50
32513	Synthetic dye and pigment manufacturing	920	72	40	561,842	32
325131	Inorganic dye and pigment manufacturing	203	21	12	139,881	9
325132	Synthetic organic dye and pigment manufacturing	716	51	28	421,961	23
32518	Other basic inorganic chemical manufacturing	3,216	493	235	5,741,065	258
325181	Alkalies and chlorine manufacturing	D	D	D	D	D
325182	Carbon black manufacturing	D	D	D	D	D
325188	All other basic inorganic chemical manufacturing	2,723	370	146	4,995,296	224
32519	Other basic organic chemical manufacturing	20,885	1,341	860	8,626,842	481
325191	Gum and wood chemical manufacturing	D	D	D	D	D
325192	Cyclic crude and intermediate manufacturing	1,841	211	68	2,952,197	143
325193	Ethyl alcohol manufacturing	D	D	D	D	D
325199	All other basic organic chemical manufacturing	18,951	1,119	784	5,636,463	336
3252	Resin, rubber, and artificial fibers manufacturing	22,534	1,117	557	9,293,135	561
32521	Resin and synthetic rubber manufacturing	22,302	1,107	554	9,166,378	554
325211	Plastics material and resin manufacturing	20,870	984	472	8,632,771	512
325212	Synthetic rubber manufacturing	1,433	123	81	533,607	41
32522	Artificial fibers and filaments manufacturing	231	10	3	126,757	7
325221	Cellulosic organic fiber manufacturing	D	D	D	D	D
325222	Noncellulosic organic fiber manufacturing	D	D	D	D	D
3253	Agricultural chemical manufacturing	3,924	259	125	2,409,103	134
32531	Fertilizer manufacturing	1,983	187	88	1,842,238	100
325311	Nitrogenous fertilizer manufacturing	903	96	56	715,561	40
325312	Phosphatic fertilizer manufacturing	921	88	30	1,100,153	58
325314	Fertilizer, mixing only, manufacturing	159	4	2	26,524	2
32532	Pesticide and other agricultural chemical manufacturing	1,941	72	38	566,865	34
325320	Pesticide and other agricultural chemical manufacturing	1,941	72	38	566,865	34
3254	Pharmaceutical and medicine manufacturing	21,005	427	165	3,312,997	263
32541	Pharmaceutical and medicine manufacturing	21,005	427	165	3,312,997	263
325411	Medicinal and botanical manufacturing	980	72	35	427,716	36
325412	Pharmaceutical preparation manufacturing	16,231	276	104	2,161,526	172
325413	In-vitro diagnostic substance manufacturing	1,832	19	4	206,028	15
325414	Other biological product manufacturing	1,962	60	21	517,727	39
3255	Paint, coating, and adhesive manufacturing	3,393	64	29	567,691	36
32551	Paint and coating manufacturing	1,878	26	10	239,768	16
325510	Paint and coating manufacturing	1,878	26	10	239,768	16
32552	Adhesive manufacturing	1,515	38	19	327,923	19
325520	Adhesive manufacturing	1,515	38	19	327,923	19
3256	Soap, cleaning compound, and toiletry manufacturing	10,316	289	210	1,155,119	79
32561	Soap and cleaning compound manufacturing	7,517	235	189	746,141	47
325611	Soap and other detergent manufacturing	2,323	40	18	352,955	22
325612	Polish and other sanitation good manufacturing	572	13	6	137,239	8
325613	Surface active agent manufacturing	4,621	182	165	255,947	17
32562	Toilet preparation manufacturing	2,799	53	21	408,978	32
325620	Toilet preparation manufacturing	2,799	53	21	408,978	32
3259	Other chemical product and preparation manufacturing	6,068	156	66	1,322,894	90
32591	Printing ink manufacturing	1,496	23	6	245,387	17
325910	Printing ink manufacturing	1,496	23	6	245,387	17
32592	Explosives manufacturing	257	4	1	46,805	3
325920	Explosives manufacturing	257	4	1	46,805	3
32599	All other chemical preparation manufacturing	4,315	130	59	1,030,702	71
325991	Custom compounding of purchased resins	1,123	22	3	292,790	20
325992	Photographic film and chemical manufacturing	1,411	42	15	290,964	27
325998	Other miscellaneous chemical product manufacturing	1,781	66	42	446,948	24
326	Plastics and rubber products manufacturing	20,243	818	221	10,335,061	597
3261	Plastics product manufacturing	10,895	491	89	6,696,832	402
32611	Plastics packaging materials, film and sheet	2,503	135	31	1,683,144	104
326111	Plastics bag manufacturing	140	5	1	54,851	4
326112	Plastics packaging film and sheet manufacturing	1,021	50	13	530,969	37
326113	Nonpackaging plastics film and sheet manufacturing	1,341	80	17	1,097,324	62
32612	Plastics pipe, fittings, and profile shapes	1,211	50	13	697,394	38
326121	Unlaminated plastics profile shape manufacturing	650	31	12	327,770	19
326122	Plastics pipe and pipe fitting manufacturing	561	19	1	369,624	19
32613	Laminated plastics plate, sheet, and shapes	164	6	1	86,731	5
326130	Laminated plastics plate, sheet, and shapes	164	6	1	86,731	5
32614	Polystyrene foam product manufacturing	441	32	12	410,733	20
326140	Polystyrene foam product manufacturing	441	32	12	410,733	20
32615	Urethane and other foam product manufacturing	370	17	7	132,021	10
326150	Urethane and other foam product manufacturing	370	17	7	132,021	10
32616	Plastics bottle manufacturing	1,246	73	3	1,049,993	71
326160	Plastics bottle manufacturing	1,246	73	3	1,049,993	71
32619	Other plastics product manufacturing	4,959	178	23	2,636,816	155
326191	Plastics plumbing fixture manufacturing	D	D	D	D	D
326192	Resilient floor covering manufacturing	D	D	D	D	D
326199	All other plastics product manufacturing	4,658	170	20	2,573,601	150
3262	Rubber product manufacturing	9,349	327	132	3,638,229	195
32621	Tire manufacturing	5,684	224	96	2,406,399	127
326211	Tire manufacturing, except retreading	D	D	D	D	D
326212	Tire retreading	D	D	D	D	D
32622	Rubber and plastics hose and belting manufacturing	676	33	15	315,534	17
326220	Rubber and plastics hose and belting manufacturing	676	33	15	315,534	17
32629	Other rubber product manufacturing	2,989	70	20	916,296	50
326291	Rubber product manufacturing for mechanical use	1,210	39	11	562,544	28
326299	All other rubber product manufacturing	1,779	31	9	353,752	22

Table M1.5 Cost of Materials of Foreign-Owned Establishments, by Detailed Industry—Continues

(Millions of dollars, except as noted)

NAICS code	Industry	Cost of materials ¹				
		Total	Of which:			
			Purchased fuels and electricity			
			Total	Fuels	Electricity	
					Quantity (thousand kWh)	Cost
327	Nonmetallic mineral product manufacturing.....	16,713	3,010	1,803	20,702,072	1,207
3271	Clay product and refractory manufacturing.....	662	184	134	856,056	50
32711	Pottery, ceramics, and plumbing fixture manufacturing.....	78	8	4	63,968	5
327112	Vitreous china and earthenware articles manufacturing.....	D	D	D	D	D
327113	Porcelain electrical supply manufacturing.....	D	D	D	D	D
32712	Clay building material and refractories manufacturing.....	584	176	130	792,088	45
327121	Brick and structural clay tile manufacturing.....	259	129	103	480,494	26
327122	Ceramic wall and floor tile manufacturing.....	59	15	10	93,496	4
327123	Other structural clay product manufacturing.....	D	D	D	D	D
327124	Clay refractory manufacturing.....	D	D	D	D	D
327125	Nonclay refractory manufacturing.....	171	25	13	188,001	12
3272	Glass and glass product manufacturing.....	3,131	634	406	3,804,703	227
32721	Glass and glass product manufacturing.....	3,131	634	406	3,804,703	227
327211	Flat glass manufacturing.....	D	D	D	D	D
327212	Other pressed and blown glass and glassware.....	D	D	D	D	D
327213	Glass container manufacturing.....	683	220	133	1,530,480	87
327215	Glass product manufacturing made of purchased glass.....	1,449	69	16	812,197	53
3273	Cement and concrete product manufacturing.....	10,367	1,513	777	12,625,868	736
32731	Cement manufacturing.....	2,861	1,264	637	10,969,735	627
327310	Cement manufacturing.....	2,861	1,264	637	10,969,735	627
32732	Ready-mix concrete manufacturing.....	5,533	148	94	776,634	54
327320	Ready-mix concrete manufacturing.....	5,533	148	94	776,634	54
32733	Concrete pipe, brick, and block manufacturing.....	1,138	49	23	416,429	26
327331	Concrete block and brick manufacturing.....	655	29	14	224,342	15
327332	Concrete pipe manufacturing.....	482	20	9	192,087	11
32739	Other concrete product manufacturing.....	835	52	23	463,070	29
327390	Other concrete product manufacturing.....	835	52	23	463,070	29
3274	Lime and gypsum product manufacturing.....	907	388	317	1,377,388	71
32741	Lime manufacturing.....	D	D	D	D	D
327410	Lime manufacturing.....	D	D	D	D	D
32742	Gypsum product manufacturing.....	D	D	D	D	D
327420	Gypsum product manufacturing.....	D	D	D	D	D
3279	Other nonmetallic mineral products.....	1,646	291	168	2,038,057	123
32791	Abrasive product manufacturing.....	474	30	12	258,288	18
327910	Abrasive product manufacturing.....	474	30	12	258,288	18
32799	All other nonmetallic mineral products manufacturing.....	1,172	261	157	1,779,769	105
327991	Cut stone and stone product manufacturing.....	D	D	D	D	D
327992	Ground or treated minerals and earths manufacturing.....	538	122	74	815,917	48
327993	Mineral wool manufacturing.....	357	105	59	834,369	46
327999	Miscellaneous nonmetallic mineral products.....	D	D	D	D	D
331	Primary metal manufacturing.....	42,410	3,912	2,047	40,684,236	1,865
3311	Iron and steel mills and ferroalloy manufacturing.....	23,947	2,567	1,555	21,797,637	1,012
33111	Iron and steel mills and ferroalloy manufacturing.....	23,947	2,567	1,555	21,797,637	1,012
331111	Iron and steel mills.....	23,802	2,555	1,550	21,680,577	1,005
331112	Ferroalloy and related product manufacturing.....	145	12	5	117,060	7
3312	Steel product manufacturing from purchased steel.....	5,015	232	91	2,870,573	141
33121	Iron, steel pipe and tube from purchase steel.....	2,455	124	50	1,528,952	74
331210	Iron, steel pipe and tube from purchase steel.....	2,455	124	50	1,528,952	74
33122	Rolling and drawing of purchased steel.....	2,560	108	41	1,341,621	66
331221	Rolled steel shape manufacturing.....	1,693	51	16	704,179	34
331222	Steel wire drawing.....	866	57	25	637,442	32
3313	Alumina and aluminum production.....	4,579	715	231	11,246,134	484
33131	Alumina and aluminum production.....	4,579	715	231	11,246,134	484
331311	Alumina refining.....	D	D	D	D	D
331312	Primary aluminum production.....	1,366	448	27	9,968,185	421
331314	Secondary smelting and alloying of aluminum.....	656	22	17	93,928	5
331315	Aluminum sheet, plate, and foil manufacturing.....	1,325	98	66	833,239	32
331316	Aluminum extruded product manufacturing.....	425	15	3	163,262	12
331319	Other aluminum rolling and drawing.....	D	D	D	D	D
3314	Other nonferrous metal production.....	6,743	222	89	2,962,581	133
33141	Other nonferrous metal production.....	2,944	144	62	2,076,763	82
331411	Primary smelting and refining of copper.....	D	D	D	D	D
331419	Primary nonferrous metal, except Cu and Al.....	D	D	D	D	D
33142	Rolled, drawn, extruded, and alloyed copper.....	2,038	44	12	601,004	33
331421	Copper rolling, drawing, and extruding.....	1,718	35	11	507,626	25
331422	Copper wire, except mechanical, drawing.....	D	D	D	D	D
331423	Secondary processing of copper.....	D	D	D	D	D
33149	Nonferrous metal, except Cu and Al, shaping.....	1,761	34	15	284,814	19
331491	Nonferrous metal, except Cu and Al, shaping.....	778	7	2	59,510	6
331492	Secondary processing of other nonferrous metal.....	984	26	13	225,304	13
3315	Foundries.....	2,126	176	82	1,807,311	95
33151	Ferrous metal foundries.....	1,007	111	48	1,165,608	63
331511	Iron foundries.....	850	99	45	1,042,820	54
331512	Steel investment foundries.....	19	2	1	21,376	1
331513	Steel foundries, except investment.....	137	10	3	101,412	7
33152	Nonferrous metal foundries.....	1,119	65	34	641,703	32
331521	Aluminum die-casting foundries.....	673	42	24	353,740	18
331522	Nonferrous, except Al, die-casting foundries.....	D	D	D	D	D
331524	Aluminum foundries, except die-casting.....	207	15	8	159,370	7
331525	Copper foundries, except die-casting.....	D	D	D	D	D
331528	Other nonferrous foundries, except die-casting.....	81	2	*	31,264	2

Table M1.5 Cost of Materials of Foreign-Owned Establishments, by Detailed Industry—Continues

(Millions of dollars, except as noted)

NAICS code	Industry	Cost of materials ¹				
		Total	Of which:			
			Purchased fuels and electricity			
			Total	Fuels	Electricity	
					Quantity (thousand kWh)	Cost
332	Fabricated metal product manufacturing	19,875	628	266	6,145,380	363
3321	Forging and stamping	2,713	121	74	939,375	47
33211	Forging and stamping	2,713	121	74	939,375	47
332111	Iron and steel forging	530	31	13	362,475	18
332112	Nonferrous forging	D	D	D	D	D
332114	Custom roll forming	1,514	55	46	175,918	9
332115	Crown and closure manufacturing	D	D	D	D	D
332116	Metal stamping	227	6	2	54,624	4
332117	Powder metallurgy part manufacturing	202	17	6	263,811	11
3322	Cutlery and handtool manufacturing	552	14	2	207,380	12
33221	Cutlery and handtool manufacturing	552	14	2	207,380	12
332211	Cutlery and flatware, except precious, manufacturing	D	D	D	D	D
332212	Hand and edge tool manufacturing	279	11	2	145,987	9
332213	Saw blade and handsaw manufacturing	D	D	D	D	D
3323	Architectural and structural metals manufacturing	4,035	65	25	621,316	40
33231	Plate work and fabricated structural products	2,293	34	14	320,831	20
332311	Prefabricated metal buildings and components	520	6	2	56,449	4
332312	Fabricated structural metal manufacturing	1,594	27	12	243,202	15
332313	Plate work manufacturing	179	2	*	21,180	1
33232	Ornamental and architectural metal products	1,742	31	11	300,485	20
332321	Metal window and door manufacturing	931	19	7	174,106	11
332322	Sheet metal work manufacturing	D	D	D	D	D
332323	Ornamental and architectural metal work manufacturing	D	D	D	D	D
3324	Boiler, tank, and shipping container manufacturing	2,844	77	28	828,833	49
33241	Power boiler and heat exchanger manufacturing	677	15	4	193,955	10
332410	Power boiler and heat exchanger manufacturing	677	15	4	193,955	10
33242	Metal tank, heavy gauge, manufacturing	233	6	2	55,911	4
332420	Metal tank, heavy gauge, manufacturing	233	6	2	55,911	4
33243	Metal can, box, and other container manufacturing	1,934	57	22	578,967	35
332431	Metal can manufacturing	1,900	56	21	569,044	34
332439	Other metal container manufacturing	34	1	*	9,923	*
3325	Hardware manufacturing	1,265	33	12	314,976	21
33251	Hardware manufacturing	1,265	33	12	314,976	21
332510	Hardware manufacturing	1,265	33	12	314,976	21
3326	Spring and wire product manufacturing	702	15	5	178,390	10
33261	Spring and wire product manufacturing	702	15	5	178,390	10
332611	Spring, heavy gauge, manufacturing	187	6	3	65,419	3
332612	Spring, light gauge, manufacturing	241	4	1	44,343	3
332618	Other fabricated wire product manufacturing	274	5	1	68,628	4
3327	Machine shops and threaded product manufacturing	1,445	52	13	567,922	39
33271	Machine shops	420	14	2	148,658	12
332710	Machine shops	420	14	2	148,658	12
33272	Turned product and screw, nut, and bolt manufacturing	1,025	38	10	419,264	27
332721	Precision turned product manufacturing	583	18	2	257,365	15
332722	Bolt, nut, screw, rivet, and washer manufacturing	442	20	8	161,899	12
3328	Coating, engraving, and heat treating metals	2,162	143	81	1,141,285	61
33281	Coating, engraving, and heat treating metals	2,162	143	81	1,141,285	61
332811	Metal heat treating	108	56	31	382,122	25
332812	Metal coating and nonprecious engraving	1,893	76	45	674,409	31
332813	Electroplating, anodizing, and coloring metal	161	11	5	84,754	6
3329	Other fabricated metal product manufacturing	4,157	110	26	1,345,903	83
33291	Metal valve manufacturing	1,740	31	9	330,192	22
332911	Industrial valve manufacturing	575	10	2	98,354	8
332912	Fluid power valve and hose fitting manufacturing	830	9	2	136,494	7
332913	Plumbing fixture fitting and trim manufacturing	63	1	*	21,634	1
332919	Other metal valve and pipe fitting manufacturing	272	11	6	73,710	5
33299	All other fabricated metal product manufacturing	2,417	78	17	1,015,711	62
332991	Ball and roller bearing manufacturing	1,172	52	11	624,352	41
332992	Small arms ammunition manufacturing	D	D	D	D	D
332994	Small arms manufacturing	D	D	D	D	D
332995	Other ordnance and accessories manufacturing	D	D	D	D	D
332996	Fabricated pipe and pipe fitting manufacturing	311	6	1	68,498	5
332997	Industrial pattern manufacturing	D	D	D	D	D
332999	Miscellaneous fabricated metal product manufacturing	485	13	2	227,358	11
333	Machinery manufacturing	35,076	413	122	4,593,990	291
3331	Agriculture, construction, and mining machinery manufacturing	12,185	105	41	1,140,884	64
33311	Agricultural implement manufacturing	4,997	36	14	362,062	22
333111	Farm machinery and equipment manufacturing	2,277	21	9	190,530	12
333112	Lawn and garden equipment manufacturing	2,720	15	5	171,532	10
33312	Construction machinery manufacturing	5,630	46	21	531,315	25
333120	Construction machinery manufacturing	5,630	46	21	531,315	25
33313	Mining and oil and gas field machinery manufacturing	1,558	23	6	247,507	17
333131	Mining machinery and equipment manufacturing	337	4	2	31,198	2
333132	Oil and gas field machinery and equipment	1,221	19	4	216,309	15
3332	Industrial machinery manufacturing	2,352	39	10	377,896	29
33322	Plastics and rubber industry machinery	178	3	1	25,544	2
333220	Plastics and rubber industry machinery	178	3	1	25,544	2
33329	Other industrial machinery manufacturing	2,174	36	9	352,352	27
333291	Paper industry machinery manufacturing	396	8	3	71,282	5
333292	Textile machinery manufacturing	28	1	*	20,173	1
333293	Printing machinery and equipment manufacturing	405	5	1	47,312	4
333294	Food product machinery manufacturing	245	2	*	34,824	2
333295	Semiconductor machinery manufacturing	552	12	2	109,706	11
333298	All other industrial machinery manufacturing	548	7	3	69,055	4

Table M1.5 Cost of Materials of Foreign-Owned Establishments, by Detailed Industry—Continues

(Millions of dollars, except as noted)

NAICS code	Industry	Cost of materials ¹				
		Total	Of which:			
			Purchased fuels and electricity			
			Total	Fuels	Electricity	
					Quantity (thousand kWh)	Cost
3333	Commercial and service industry machinery	2,186	39	6	405,287	33
33331	Commercial and service industry machinery	2,186	39	6	405,287	33
333311	Automatic vending machine manufacturing	D	D	D	D	D
333312	Commercial laundry and drycleaning machinery	D	D	D	D	D
333313	Office machinery manufacturing	D	D	D	D	D
333314	Optical instrument and lens manufacturing	135	5	1	36,156	4
333315	Photographic and photocopying equipment manufacturing	625	20	1	190,389	19
333319	Other commercial and service machinery manufacturing	1,213	12	4	137,428	8
3334	HVAC and commercial refrigeration equipment	2,783	37	10	439,369	26
33341	HVAC and commercial refrigeration equipment	2,783	37	10	439,369	26
333411	Air purification equipment manufacturing	161	6	2	46,290	4
333412	Industrial and commercial fan and blower manufacturing	63	1	*	19,569	1
333414	Heating equipment, except warm air furnaces	145	2	1	13,161	1
333415	AC, refrigeration, and forced air heating	2,414	28	7	360,349	21
3335	Metalworking machinery manufacturing	1,981	28	5	304,649	23
33351	Metalworking machinery manufacturing	1,981	28	5	304,649	23
333511	Industrial mold manufacturing	D	D	D	D	D
333512	Metal cutting machine tool manufacturing	615	5	2	45,668	3
333513	Metal forming machine tool manufacturing	70	1	*	10,798	1
333514	Special tool, die, jig, and fixture manufacturing	709	8	1	76,105	7
333515	Cutting tool and machine tool accessory manufacturing	290	10	1	115,604	8
333516	Rolling mill machinery and equipment manufacturing	D	D	D	D	D
333518	Other metalworking machinery manufacturing	248	3	1	31,416	2
3336	Turbine and power transmission equipment manufacturing	5,926	73	26	810,084	47
33361	Turbine and power transmission equipment manufacturing	5,926	73	26	810,084	47
333611	Turbine and turbine generator set units manufacturing	1,103	20	7	218,169	13
333612	Speed changer, drive, and gear manufacturing	161	5	2	83,318	3
333613	Mechanical power transmission equipment manufacturing	408	9	2	84,162	7
333618	Other engine equipment manufacturing	4,255	39	14	424,435	24
3339	Other general purpose machinery manufacturing	7,663	92	23	1,115,821	69
33391	Pump and compressor manufacturing	1,575	18	5	207,238	14
333911	Pump and pumping equipment manufacturing	795	11	2	127,493	8
333912	Air and gas compressor manufacturing	D	D	D	D	D
333913	Measuring and dispensing pump manufacturing	D	D	D	D	D
33392	Material handling equipment manufacturing	2,725	25	8	275,184	16
333921	Elevator and moving stairway manufacturing	629	6	2	60,677	4
333922	Conveyor and conveying equipment manufacturing	436	5	2	67,981	4
333923	Overhead cranes, hoists, and monorail systems	197	3	*	36,947	2
333924	Industrial truck, trailer, and stacker manufacturing	1,463	11	4	109,579	7
33399	All other general purpose machinery manufacturing	3,363	49	10	633,399	39
333991	Power-driven handtool manufacturing	478	7	2	78,157	5
333992	Welding and soldering equipment manufacturing	388	12	3	195,498	9
333993	Packaging machinery manufacturing	512	4	1	46,450	3
333994	Industrial process furnace and oven manufacturing	D	D	D	D	D
333995	Fluid power cylinder and actuator manufacturing	69	1	*	15,508	1
333996	Fluid power pump and motor manufacturing	701	9	2	153,618	8
333997	Scale and balance, except laboratory, manufacturing	D	D	D	D	D
333999	Miscellaneous general purpose machinery manufacturing	1,106	15	3	127,586	12
334	Computer and electronic product manufacturing	24,530	474	72	6,423,525	402
3341	Computer and peripheral equipment manufacturing	1,528	29	4	434,572	25
33411	Computer and peripheral equipment manufacturing	1,528	29	4	434,572	25
334111	Electronic computer manufacturing	D	D	D	D	D
334112	Computer storage device manufacturing	476	18	2	261,460	16
334113	Computer terminal manufacturing	D	D	D	D	D
334119	Other computer peripheral equipment manufacturing	641	9	1	158,150	8
3342	Communications equipment manufacturing	2,482	20	4	227,099	16
33421	Telephone apparatus manufacturing	373	6	1	47,072	4
334210	Telephone apparatus manufacturing	373	6	1	47,072	4
33422	Broadcast and wireless communications equipment	1,816	11	2	146,474	9
334220	Broadcast and wireless communications equipment	1,816	11	2	146,474	9
33429	Other communications equipment manufacturing	293	3	*	33,553	2
334290	Other communications equipment manufacturing	293	3	*	33,553	2
3343	Audio and video equipment manufacturing	2,172	7	2	81,681	5
33431	Audio and video equipment manufacturing	2,172	7	2	81,681	5
334310	Audio and video equipment manufacturing	2,172	7	2	81,681	5
3344	Semiconductor and electronic component manufacturing	5,961	239	30	3,488,525	209
33441	Semiconductor and electronic component manufacturing	5,961	239	30	3,488,525	209
334411	Electron tube manufacturing	D	D	D	D	D
334412	Bare printed circuit board manufacturing	74	5	1	47,496	3
334413	Semiconductors and related device manufacturing	3,429	172	22	2,712,037	150
334414	Electronic capacitor manufacturing	195	10	1	140,225	9
334415	Electronic resistor manufacturing	61	3	*	36,694	3
334416	Electronic coils, transformers, and inductors	D	D	D	D	D
334417	Electronic connector manufacturing	460	15	1	214,166	15
334418	Printed circuit assembly manufacturing	1,198	11	3	106,725	8
334419	Other electronic component manufacturing	482	19	3	186,914	17
3345	Electronic instrument manufacturing	10,334	117	23	1,381,861	94
33451	Electronic instrument manufacturing	10,334	117	23	1,381,861	94
334510	Electromedical apparatus manufacturing	2,682	27	8	319,744	19
334511	Search, detection, and navigation instruments	3,398	44	7	539,848	37
334512	Automatic environmental control manufacturing	349	6	1	70,095	5
334513	Industrial process variable instruments	455	7	2	63,052	5
334514	Totalizing fluid meters and counting devices	906	7	1	120,724	6
334515	Electricity and signal testing instruments	393	4	1	44,161	3
334516	Analytical laboratory instrument manufacturing	434	6	1	50,261	5
334517	Irradiation apparatus manufacturing	974	8	2	67,303	*
334518	Watch, clock, and part manufacturing	30	*	*	4,474	*
334519	Other measuring and controlling device manufacturing	711	9	1	102,199	8

Table M1.5 Cost of Materials of Foreign-Owned Establishments, by Detailed Industry—Continues

(Millions of dollars, except as noted)

NAICS code	Industry	Cost of materials ¹				
		Total	Of which:			
			Purchased fuels and electricity			
			Total	Fuels	Electricity	
					Quantity (thousand kWh)	Cost
3346	Magnetic media manufacturing and reproducing	2,053	62	9	809,787	52
33461	Magnetic media manufacturing and reproducing	2,053	62	9	809,787	52
334611	Software reproducing	D	D	D	D	D
334612	Audio and video media reproduction	699	34	3	523,277	31
334613	Magnetic and optical recording media manufacturing	D	D	D	D	D
335	Electrical equipment and appliance manufacturing	13,688	295	99	3,093,163	196
3351	Electric lighting equipment manufacturing	966	38	20	274,185	18
33511	Electric lamp bulb and part manufacturing	D	D	D	D	D
335110	Electric lamp bulb and part manufacturing	D	D	D	D	D
33512	Lighting fixture manufacturing	D	D	D	D	D
335121	Residential electric lighting fixture manufacturing	86	10	7	65,058	3
335122	Nonresidential electric lighting fixture manufacturing	D	D	D	D	D
335129	Other lighting equipment manufacturing	138	2	1	17,159	1
3352	Household appliance manufacturing	2,845	38	16	406,262	22
33521	Small electrical appliance manufacturing	410	8	3	100,849	6
335211	Electric housewares and household fan manufacturing	D	D	D	D	D
335212	Household vacuum cleaner manufacturing	D	D	D	D	D
33522	Major appliance manufacturing	2,435	30	13	305,413	17
335221	Household cooking appliance manufacturing	D	D	D	D	D
335222	Household refrigerator and home freezer manufacturing	D	D	D	D	D
335224	Household laundry equipment manufacturing	D	D	D	D	D
335228	Other major household appliance manufacturing	D	D	D	D	D
3353	Electrical equipment manufacturing	4,948	54	14	610,408	39
33531	Electrical equipment manufacturing	4,948	54	14	610,408	39
335311	Electric power and specialty transformer manufacturing	1,026	19	7	203,066	12
335312	Motor and generator manufacturing	821	10	2	109,585	8
335313	Switchgear and switchboard apparatus manufacturing	1,883	17	4	204,061	13
335314	Relay and industrial control manufacturing	1,218	8	2	93,696	7
3359	Other electrical equipment and component manufacturing	4,929	164	48	1,802,308	116
33591	Battery manufacturing	121	2	*	32,974	2
335911	Storage battery manufacturing	D	D	D	D	D
335912	Primary battery manufacturing	D	D	D	D	D
33592	Communication and energy wire and cable manufacturing	1,700	35	5	390,626	30
335921	Fiber optic cable manufacturing	511	19	3	203,001	16
335929	Other communication and energy wire manufacturing	1,189	16	2	187,625	14
33593	Wiring device manufacturing	1,792	46	12	433,270	34
335931	Current-carrying wiring device manufacturing	903	15	2	186,908	13
335932	Noncurrent-carrying wiring device manufacturing	889	31	10	246,362	21
33599	Other electrical equipment and component manufacturing	1,315	81	31	945,438	50
335991	Carbon and graphite product manufacturing	737	66	27	803,032	39
335999	Miscellaneous electrical equipment manufacturing	578	15	4	142,406	11
336	Transportation equipment manufacturing	151,530	1,267	436	15,812,579	831
3361	Motor vehicle manufacturing	85,452	426	206	4,535,484	220
33611	Automobile and light truck manufacturing	79,129	390	190	4,224,103	200
336111	Automobile manufacturing	37,592	195	91	2,035,726	105
336112	Light truck and utility vehicle manufacturing	41,537	195	100	2,188,377	95
33612	Heavy duty truck manufacturing	6,323	36	16	311,381	20
336120	Heavy duty truck manufacturing	6,323	36	16	311,381	20
3362	Motor vehicle body and trailer manufacturing	1,243	6	1	93,613	5
33621	Motor vehicle body and trailer manufacturing	1,243	6	1	93,613	5
336211	Motor vehicle body manufacturing	D	D	D	D	D
336212	Truck trailer manufacturing	D	D	D	D	D
336214	Travel trailer and camper manufacturing	D	D	D	D	D
3363	Motor vehicle parts manufacturing	48,876	639	166	8,910,685	473
33631	Motor vehicle gasoline engine and parts manufacturing	7,270	112	27	1,615,319	85
336311	Carburetor, piston ring, and valve manufacturing	851	24	7	355,245	17
336312	Gasoline engine and engine parts manufacturing	6,419	88	20	1,260,074	68
33632	Motor vehicle electric equipment	6,648	63	10	1,068,011	53
336321	Vehicular lighting equipment manufacturing	795	21	2	310,995	19
336322	Other motor vehicle electric equipment manufacturing	5,852	42	8	757,016	34
33633	Motor vehicle steering and suspension parts	2,870	40	12	506,889	28
336330	Motor vehicle steering and suspension parts	2,870	40	12	506,889	28
33634	Motor vehicle brake system manufacturing	3,022	39	7	711,452	32
336340	Motor vehicle brake system manufacturing	3,022	39	7	711,452	32
33635	Motor vehicle power train components manufacturing	8,754	124	44	1,527,205	80
336350	Motor vehicle power train components manufacturing	8,754	124	44	1,527,205	80
33636	Motor vehicle seating and interior trim manufacturing	3,499	30	8	463,669	22
336360	Motor vehicle seating and interior trim manufacturing	3,499	30	8	463,669	22
33637	Motor vehicle metal stamping	4,308	76	19	951,066	58
336370	Motor vehicle metal stamping	4,308	76	19	951,066	58
33639	Other motor vehicle parts manufacturing	12,506	156	41	2,067,074	116
336391	Motor vehicle air-conditioning manufacturing	2,512	29	4	445,012	26
336399	All other motor vehicle parts manufacturing	9,994	127	37	1,622,062	90
3364	Aerospace product and parts manufacturing	8,865	135	41	1,565,044	94
33641	Aerospace product and parts manufacturing	8,865	135	41	1,565,044	94
336411	Aircraft manufacturing	4,630	28	11	333,971	17
336412	Aircraft engine and engine parts manufacturing	D	D	D	D	D
336413	Other aircraft parts and equipment	2,855	71	20	854,412	51
336415	Space vehicle propulsion units and parts manufacturing	D	D	D	D	D
336419	Other guided missile and space vehicle parts	D	D	D	D	D
3365	Railroad rolling stock manufacturing	1,065	7	2	87,758	5
33651	Railroad rolling stock manufacturing	1,065	7	2	87,758	5
336510	Railroad rolling stock manufacturing	1,065	7	2	87,758	5
3366	Ship and boat building	480	10	3	101,983	7
33661	Ship and boat building	480	10	3	101,983	7
336611	Ship building and repairing	D	D	D	D	D
336612	Boat building	D	D	D	D	D

Table M1.5 Cost of Materials of Foreign-Owned Establishments, by Detailed Industry—Table Ends

(Millions of dollars, except as noted)

NAICS code	Industry	Cost of materials ¹				
		Total	Of which:			
			Purchased fuels and electricity			
			Total	Fuels	Electricity	
					Quantity (thousand kWh)	Cost
3369	Other transportation equipment manufacturing	5,550	43	16	518,012	28
33699	Other transportation equipment manufacturing	5,550	43	16	518,012	28
336991	Motorcycle, bicycle, and parts manufacturing	D	D	D	D	D
336992	Military armored vehicles and tank parts manufacturing	D	D	D	D	D
336999	All other transportation equipment manufacturing	D	D	D	D	D
337	Furniture and related product manufacturing	1,460	18	5	224,231	13
3371	Household and institutional furniture manufacturing	969	12	3	164,500	9
33711	Wood kitchen cabinet and countertop manufacturing	50	1	1	6,948	1
337110	Wood kitchen cabinet and countertop manufacturing	50	1	1	6,948	1
33712	Other household and institutional furniture	919	10	2	157,552	8
337121	Upholstered household furniture manufacturing	D	D	D	D	D
337122	Nonupholstered wood household furniture manufacturing	D	D	D	D	D
337124	Metal household furniture manufacturing	D	D	D	D	D
337125	Household furniture, except wood or metal, manufacturing	D	D	D	D	D
337127	Institutional furniture manufacturing	112	3	1	15,229	2
3372	Office furniture and fixtures manufacturing	71	1	*	10,819	1
33721	Office furniture and fixtures manufacturing	71	1	*	10,819	1
337211	Wood office furniture manufacturing	D	D	D	D	D
337212	Custom architectural woodwork and millwork	D	D	D	D	D
337214	Office furniture, except wood, manufacturing	1	*	*	232	*
337215	Showcases, partitions, shelving, and lockers	D	D	D	D	D
3379	Other furniture-related product manufacturing	420	5	1	48,912	4
33792	Blind and shade manufacturing	420	5	1	48,912	4
337920	Blind and shade manufacturing	420	5	1	48,912	4
339	Miscellaneous manufacturing	6,170	150	35	1,539,841	115
3391	Medical equipment and supplies manufacturing	3,440	86	17	893,127	69
33911	Medical equipment and supplies manufacturing	3,440	86	17	893,127	69
339112	Surgical and medical instrument manufacturing	1,710	45	10	389,744	35
339113	Surgical appliance and supplies manufacturing	965	20	6	275,050	14
339114	Dental equipment and supplies manufacturing	82	1	*	9,829	1
339115	Ophthalmic goods manufacturing	676	20	2	216,598	18
339116	Dental laboratories	6	*	0	1,906	*
3399	Other miscellaneous manufacturing	2,730	64	18	646,714	46
33991	Jewelry and silverware manufacturing	271	2	*	20,298	2
339911	Jewelry, except costume, manufacturing	D	D	D	D	D
339913	Jewelers' material and lapidary work manufacturing	D	D	D	D	D
33992	Sporting and athletic goods manufacturing	543	7	2	91,098	5
339920	Sporting and athletic goods manufacturing	543	7	2	91,098	5
33993	Doll, toy, and game manufacturing	144	2	1	8,875	1
339932	Game, toy, and children's vehicle manufacturing	144	2	1	8,875	1
33994	Office supplies, except paper, manufacturing	411	4	1	48,820	3
339941	Pen and mechanical pencil manufacturing	265	3	*	29,629	2
339942	Lead pencil and art good manufacturing	D	D	D	D	D
339944	Carbon paper and inked ribbon manufacturing	D	D	D	D	D
33995	Sign manufacturing	93	1	*	9,214	1
339950	Sign manufacturing	93	1	*	9,214	1
33999	All other miscellaneous manufacturing	1,269	49	14	468,409	34
339991	Gasket, packing, and sealing device manufacturing	558	23	4	246,676	19
339992	Musical instrument manufacturing	79	5	1	33,363	4
339993	Fastener, button, needle, and pin manufacturing	130	12	5	105,917	7
339994	Broom, brush, and mop manufacturing	92	2	1	28,553	1
339999	All other miscellaneous manufacturing	410	7	3	53,900	4

Table M1.6 Inventories by Stage of Fabrication of Foreign-Owned Establishments, by Detailed Industry—Continues
(Millions of dollars)

NAICS code	Industry	End of 2007				Beginning of 2007			
		Total	Finished products	Work-in progress	Materials, supplies, fuels, etc.	Total	Finished products	Work-in progress	Materials, supplies, fuels, etc.
31-33	Manufacturing	104,301	41,774	25,464	37,062	97,928	38,492	21,729	37,708
311	Food manufacturing	4,780	2,206	409	2,165	4,162	1,966	339	1,857
312	Beverage and tobacco product manufacturing	2,918	907	903	1,109	3,041	933	924	1,183
313	Textile mills	466	228	109	129	445	194	109	142
314	Textile product mills	269	122	28	119	263	125	22	116
315	Apparel manufacturing	D	D	D	D	D	D	D	D
316	Leather and allied product manufacturing	D	D	D	D	D	D	D	D
321	Wood product manufacturing	467	212	69	186	496	205	82	209
322	Paper manufacturing	2,022	836	190	996	2,079	923	180	976
323	Printing and related support activities	429	99	130	200	449	103	139	206
324	Petroleum and coal products manufacturing	8,172	4,189	2,895	1,089	6,132	2,637	1,044	2,451
325	Chemical manufacturing	23,868	12,789	4,581	6,499	22,713	12,272	4,141	6,299
326	Plastics and rubber products manufacturing	3,414	1,686	388	1,340	3,266	1,648	364	1,254
327	Nonmetallic mineral product manufacturing	4,069	1,916	529	1,624	3,803	1,828	486	1,489
331	Primary metal manufacturing	10,745	3,741	2,151	4,853	10,436	3,455	2,156	4,825
332	Fabricated metal product manufacturing	5,415	1,878	1,667	1,870	4,957	1,652	1,440	1,865
333	Machinery manufacturing	8,878	3,247	2,139	3,493	8,679	3,102	2,084	3,492
334	Computer and electronic product manufacturing	6,637	1,719	2,381	2,537	6,480	1,640	2,253	2,588
335	Electrical equipment and appliance manufacturing	2,909	910	599	1,400	2,771	893	518	1,360
336	Transportation equipment manufacturing	15,917	3,489	5,936	6,492	14,830	3,271	5,082	6,476
337	Furniture and related product manufacturing	347	144	12	190	339	148	14	178
339	Miscellaneous manufacturing	2,323	1,286	323	713	2,301	1,307	322	672
311	Food manufacturing	4,780	2,206	409	2,165	4,162	1,966	339	1,857
3111	Animal food manufacturing	435	288	31	116	371	255	26	90
31111	Animal food manufacturing	435	288	31	116	371	255	26	90
311111	Dog and cat food manufacturing	D	D	D	D	D	D	D	D
311119	Other animal food manufacturing	D	D	D	D	D	D	D	D
3112	Grain and oilseed milling	1,380	438	84	858	1,035	339	78	617
31121	Flour milling and malt manufacturing	D	D	D	D	D	D	D	D
311211	Flour milling	123	14	3	107	80	10	2	68
311212	Rice milling	D	D	D	D	D	D	D	D
311213	Malt manufacturing	D	D	D	D	D	D	D	D
31122	Starch and vegetable oil manufacturing	1,235	417	79	739	928	322	73	533
311221	Wet corn milling	D	D	D	D	D	D	D	D
311222	Soybean processing	637	196	14	428	436	138	32	267
311223	Other oilseed processing	D	D	D	D	D	D	D	D
311225	Fats and oils refining and blending	306	106	34	165	237	86	23	128
31123	Breakfast cereal manufacturing	D	D	D	D	D	D	D	D
311230	Breakfast cereal manufacturing	D	D	D	D	D	D	D	D
3113	Sugar and confectionery product manufacturing	218	95	28	95	235	101	20	114
31132	Confectionery manufacturing from cacao beans	D	D	D	D	D	D	D	D
311320	Confectionery manufacturing from cacao beans	D	D	D	D	D	D	D	D
31133	Confectionery manufacturing from purchased chocolate	D	D	D	D	D	D	D	D
311330	Confectionery manufacturing from purchased chocolate	D	D	D	D	D	D	D	D
31134	Nonchocolate confectionery manufacturing	115	48	14	54	133	58	15	60
311340	Nonchocolate confectionery manufacturing	115	48	14	54	133	58	15	60
3114	Fruit and vegetable preserving and specialty	653	317	77	259	560	276	48	237
31141	Frozen food manufacturing	210	114	3	93	199	99	2	97
311411	Frozen fruit and vegetable manufacturing	D	D	D	D	D	D	D	D
311412	Frozen specialty food manufacturing	D	D	D	D	D	D	D	D
31142	Fruit and vegetable canning and drying	443	203	74	166	361	176	45	139
311421	Fruit and vegetable canning	217	90	32	94	159	55	26	78
311422	Specialty canning	D	D	D	D	D	D	D	D
311423	Dried and dehydrated food manufacturing	D	D	D	D	D	D	D	D
3115	Dairy product manufacturing	628	333	76	218	567	291	63	213
31151	Dairy product, except frozen, manufacturing	D	D	D	D	D	D	D	D
311511	Fluid milk manufacturing	D	D	D	D	D	D	D	D
311513	Cheese manufacturing	320	156	67	97	237	97	58	82
311514	Dry, condensed, and evaporated dairy products	164	83	9	72	135	59	4	71
31152	Ice cream and frozen dessert manufacturing	D	D	D	D	D	D	D	D
311520	Ice cream and frozen dessert manufacturing	D	D	D	D	D	D	D	D
3116	Animal slaughtering and processing	323	204	67	52	273	170	57	46
31161	Animal slaughtering and processing	323	204	67	52	273	170	57	46
311611	Animal, except poultry, slaughtering	D	D	D	D	D	D	D	D
311612	Meat processed from carcasses	D	D	D	D	D	D	D	D
311613	Rendering and meat byproduct processing	D	D	D	D	D	D	D	D
311615	Poultry processing	D	D	D	D	D	D	D	D
3117	Seafood product preparation and packaging	303	135	1	167	340	170	1	169
31171	Seafood product preparation and packaging	303	135	1	167	340	170	1	169
311711	Seafood canning	D	D	D	D	D	D	D	D
311712	Fresh and frozen seafood processing	D	D	D	D	D	D	D	D
3118	Bakeries and tortilla manufacturing	250	111	3	135	227	101	2	124
31181	Bread and bakery product manufacturing	102	40	2	60	84	34	1	49
311811	Retail bakeries	*	*	*	*	*	*	*	*
311812	Commercial bakeries	70	23	2	44	58	21	1	36
311813	Frozen cakes and other pastries manufacturing	32	16	16	26	13	13	*	12
31182	Cookie, cracker, and pasta manufacturing	D	D	D	D	D	D	D	D
311821	Cookie and cracker manufacturing	63	41	*	22	55	34	*	21
311822	Mixes and dough made from purchased flour	39	18	1	21	45	20	1	24
311823	Dry pasta manufacturing	D	D	D	D	D	D	D	D
31183	Tortilla manufacturing	D	D	D	D	D	D	D	D
311830	Tortilla manufacturing	D	D	D	D	D	D	D	D
3119	Other food manufacturing	589	283	41	265	555	263	45	247
31191	Snack food manufacturing	15	6	1	9	18	10	1	7
311911	Roasted nuts and peanut butter manufacturing	D	D	D	D	D	D	D	D
311919	Other snack food manufacturing	D	D	D	D	D	D	D	D
31192	Coffee and tea manufacturing	63	31	3	28	55	25	3	27
311920	Coffee and tea manufacturing	63	31	3	28	55	25	3	27
31193	Flavoring syrup and concentrate manufacturing	54	39	1	14	50	35	2	13
311930	Flavoring syrup and concentrate manufacturing	54	39	1	14	50	35	2	13
31194	Seasoning and dressing manufacturing	318	145	25	148	306	139	27	139
311941	Mayonnaise, dressing, and sauce manufacturing	84	40	12	32	84	40	15	30
311942	Spice and extract manufacturing	235	105	13	117	222	100	13	110
31199	All other food manufacturing	139	63	10	66	125	54	12	60
311991	Perishable prepared food manufacturing	9	3	2	4	8	3	2	3
311999	All other miscellaneous food manufacturing	130	60	8	62	117	51	10	56

Table M1.6 Inventories by Stage of Fabrication of Foreign-Owned Establishments, by Detailed Industry—Continues
(Millions of dollars)

NAICS code	Industry	End of 2007				Beginning of 2007			
		Total	Finished products	Work-in progress	Materials, supplies, fuels, etc.	Total	Finished products	Work-in progress	Materials, supplies, fuels, etc.
312	Beverage and tobacco product manufacturing.....	2,918	907	903	1,109	3,041	933	924	1,183
3121	Beverage manufacturing.....	D	D	D	D	D	D	D	D
31211	Soft drink and ice manufacturing.....	229	124	18	87	244	129	23	91
312111	Soft drink manufacturing.....	D	D	D	D	D	D	D	D
312112	Bottled water manufacturing.....	D	D	D	D	D	D	D	D
312113	Ice manufacturing.....	D	D	D	D	D	D	D	D
31212	Breweries.....	D	D	D	D	D	D	D	D
312120	Breweries.....	D	D	D	D	D	D	D	D
31213	Wineries.....	1,176	416	733	26	1,166	427	713	26
312130	Wineries.....	1,176	416	733	26	1,166	427	713	26
31214	Distilleries.....	320	187	57	75	284	167	60	58
312140	Distilleries.....	320	187	57	75	284	167	60	58
3122	Tobacco manufacturing.....	D	D	D	D	D	D	D	D
31221	Tobacco stemming and redrying.....	D	D	D	D	D	D	D	D
312210	Tobacco stemming and redrying.....	D	D	D	D	D	D	D	D
31222	Tobacco product manufacturing.....	D	D	D	D	D	D	D	D
312221	Cigarette manufacturing.....	D	D	D	D	D	D	D	D
312229	Other tobacco product manufacturing.....	D	D	D	D	D	D	D	D
313	Textile mills.....	466	228	109	129	445	194	109	142
3131	Fiber, yarn, and thread mills.....	42	21	9	11	53	30	12	10
31311	Fiber, yarn, and thread mills.....	42	21	9	11	53	30	12	10
313111	Yarn spinning mills.....	D	D	D	D	D	D	D	D
313112	Yarn texturizing and twisting mills.....	D	D	D	D	D	D	D	D
313113	Thread mills.....	D	D	D	D	D	D	D	D
3132	Fabric mills.....	354	178	82	93	324	138	77	108
31321	Broadwoven fabric mills.....	179	87	59	33	146	66	46	34
313210	Broadwoven fabric mills.....	179	87	59	33	146	66	46	34
31322	Narrow fabric mills and schiffli embroidery.....	D	D	D	D	D	D	D	D
313221	Narrow fabric mills.....	D	D	D	D	D	D	D	D
31323	Nonwoven fabric mills.....	148	80	17	51	152	63	25	64
313230	Nonwoven fabric mills.....	148	80	17	51	152	63	25	64
31324	Knit fabric mills.....	D	D	D	D	D	D	D	D
313241	Weft knit fabric mills.....	D	D	D	D	D	D	D	D
313249	Other knit fabric and lace mills.....	D	D	D	D	D	D	D	D
3133	Textile and fabric finishing mills.....	70	28	18	24	69	26	19	24
31331	Textile and fabric finishing mills.....	33	10	10	13	31	10	10	11
313311	Broadwoven fabric finishing mills.....	3	1	*	2	1	*	*	1
313312	Other textile and fabric finishing mills.....	30	9	9	12	29	8	10	11
31332	Fabric coating mills.....	37	18	8	11	38	16	9	13
313320	Fabric coating mills.....	37	18	8	11	38	16	9	13
314	Textile product mills.....	269	122	28	119	263	125	22	116
3141	Textile furnishings mills.....	61	21	6	34	42	14	5	23
31411	Carpet and rug mills.....	D	D	D	D	D	D	D	D
314110	Carpet and rug mills.....	D	D	D	D	D	D	D	D
31412	Curtain and linen mills.....	D	D	D	D	D	D	D	D
314121	Curtain and drapery mills.....	D	D	D	D	D	D	D	D
3149	Other textile product mills.....	207	102	21	85	221	111	18	92
31491	Textile bag and canvas mills.....	9	2	*	7	10	2	*	7
314911	Textile bag mills.....	D	D	D	D	D	D	D	D
314912	Canvas and related product mills.....	D	D	D	D	D	D	D	D
31499	All other textile product mills.....	198	99	21	78	212	109	17	86
314991	Rope, cordage, and twine mills.....	17	8	2	7	12	5	1	6
314992	Tire cord and tire fabric mills.....	93	45	12	36	118	63	11	44
314999	All other miscellaneous textile product mills.....	88	46	6	35	81	40	5	36
315	Apparel manufacturing.....	D	D	D	D	D	D	D	D
3151	Apparel knitting mills.....	14	*	10	4	23	1	10	12
31511	Hosiery and sock mills.....	D	D	D	D	D	D	D	D
315111	Sheer hosiery mills.....	D	D	D	D	D	D	D	D
315119	Other hosiery and sock mills.....	D	D	D	D	D	D	D	D
31519	Other apparel knitting mills.....	D	D	D	D	D	D	D	D
315191	Outerwear knitting mills.....	D	D	D	D	D	D	D	D
3152	Cut and sew apparel manufacturing.....	228	167	14	47	250	185	17	48
31521	Cut and sew apparel contractors.....	D	D	D	D	D	D	D	D
315211	Men's cut and sew apparel contractors.....	D	D	D	D	D	D	D	D
31522	Men's cut and sew apparel manufacturing.....	166	122	8	36	183	136	10	37
315222	Men's suit, coat, and overcoat manufacturing.....	D	D	D	D	D	D	D	D
315223	Men's shirt, except work shirt, manufacturing.....	D	D	D	D	D	D	D	D
315225	Men's work clothing manufacturing.....	D	D	D	D	D	D	D	D
31523	Women's cut and sew apparel manufacturing.....	D	D	D	D	D	D	D	D
315231	Women's lingerie and nightwear manufacturing.....	D	D	D	D	D	D	D	D
315233	Women's dress manufacturing.....	D	D	D	D	D	D	D	D
31529	Other cut and sew apparel manufacturing.....	29	21	4	4	31	23	4	4
315299	All other cut and sew apparel manufacturing.....	29	21	4	4	31	23	4	4
3159	Accessories and other apparel manufacturing.....	D	D	D	D	D	D	D	D
31599	Accessories and other apparel manufacturing.....	D	D	D	D	D	D	D	D
315991	Hat, cap, and millinery manufacturing.....	D	D	D	D	D	D	D	D
316	Leather and allied product manufacturing.....	D	D	D	D	D	D	D	D
3169	Other leather product manufacturing.....	D	D	D	D	D	D	D	D
31699	Other leather product manufacturing.....	D	D	D	D	D	D	D	D
316991	Luggage manufacturing.....	D	D	D	D	D	D	D	D
316992	Women's handbag and purse manufacturing.....	D	D	D	D	D	D	D	D
316999	All other leather good manufacturing.....	D	D	D	D	D	D	D	D
321	Wood product manufacturing.....	467	212	69	186	496	205	82	209
3211	Sawmills and wood preservation.....	137	59	33	45	161	66	44	51
32111	Sawmills and wood preservation.....	137	59	33	45	161	66	44	51
321113	Sawmills.....	126	51	31	44	146	55	42	49
321114	Wood preservation.....	10	7	2	1	16	11	1	3

Table M1.6 Inventories by Stage of Fabrication of Foreign-Owned Establishments, by Detailed Industry—Continues
(Millions of dollars)

NAICS code	Industry	End of 2007				Beginning of 2007			
		Total	Finished products	Work-in progress	Materials, supplies, fuels, etc.	Total	Finished products	Work-in progress	Materials, supplies, fuels, etc.
3212	Plywood and engineered wood product manufacturing	131	58	5	68	135	62	7	66
32121	Plywood and engineered wood product manufacturing	131	58	5	68	135	62	7	66
321211	Hardwood veneer and plywood manufacturing	51	31	2	18	65	40	3	22
321213	Engineered wood member manufacturing	D	D	D	D	D	D	D	D
321214	Truss manufacturing	D	D	D	D	D	D	D	D
321219	Reconstituted wood product manufacturing	74	25	2	48	63	21	2	40
3219	Other wood product manufacturing	199	95	30	74	200	76	31	92
32191	Millwork	134	71	21	42	141	51	20	70
321911	Wood window and door manufacturing	42	22	4	17	44	3	4	37
321912	Cut stock, resawing lumber, and planing	15	6	2	7	21	7	3	10
321918	Other millwork, including flooring	76	43	15	18	77	41	13	23
32192	Wood container and pallet manufacturing	21	11	4	5	16	8	3	5
321920	Wood container and pallet manufacturing	21	11	4	5	16	8	3	5
32199	All other wood product manufacturing	45	13	5	27	43	17	8	18
321991	Manufactured home (mobile home) manufacturing	D	D	D	D	D	D	D	D
321992	Prefabricated wood building manufacturing	D	D	D	D	D	D	D	D
321999	Miscellaneous wood product manufacturing	D	D	D	D	D	D	D	D
322	Paper manufacturing	2,022	836	190	996	2,079	923	180	976
3221	Pulp, paper, and paperboard mills	1,124	459	50	615	1,194	535	65	594
32211	Pulp mills	29	10	*	18	26	6	*	19
322110	Pulp mills	29	10	*	18	26	6	*	19
32212	Paper mills	1,001	423	46	533	1,083	507	61	516
322121	Paper, except newsprint, mills	929	404	45	479	1,012	486	60	466
322122	Newsprint mills	73	19	*	54	21	1	*	50
32213	Paperboard mills	94	26	4	64	85	22	4	59
322130	Paperboard mills	94	26	4	64	85	22	4	59
3222	Converted paper product manufacturing	898	377	140	381	885	388	115	382
32221	Paperboard container manufacturing	387	132	63	192	376	146	31	199
322211	Corrugated and solid fiber box manufacturing	166	51	33	81	159	49	6	104
322212	Folding paperboard box manufacturing	130	51	17	62	129	56	16	57
322214	Fiber can, tube, and drum manufacturing	D	D	D	D	D	D	D	D
322215	Nonfolding sanitary food container manufacturing	D	D	D	D	D	D	D	D
32222	Paper bag and coated and treated paper manufacturing	D	D	D	D	D	D	D	D
322221	Coated and laminated packaging materials manufacturing	30	12	7	11	26	10	6	10
322222	Coated and laminated paper manufacturing	179	86	37	56	183	85	33	64
322223	Plastics, foil, and coated paper bag manufacturing	D	D	D	D	D	D	D	D
322224	Uncoated paper and multiwall bag manufacturing	D	D	D	D	D	D	D	D
322225	Flexible packaging foil manufacturing	68	29	11	28	62	20	21	21
322226	Surface-coated paperboard manufacturing	D	D	D	D	D	D	D	D
32223	Stationery product manufacturing	D	D	D	D	D	D	D	D
322231	Die-cut paper office supplies manufacturing	D	D	D	D	D	D	D	D
322232	Envelope manufacturing	D	D	D	D	D	D	D	D
322233	Stationery and related product manufacturing	*	*	*	*	*	*	*	*
32229	Other converted paper product manufacturing	195	103	15	77	199	107	15	77
322291	Sanitary paper product manufacturing	133	75	11	47	141	77	13	50
322299	All other converted paper product manufacturing	62	28	5	29	58	30	1	27
323	Printing and related support activities	429	99	130	200	449	103	139	206
3231	Printing and related support activities	429	99	130	200	449	103	139	206
32311	Printing	417	97	126	194	438	102	133	202
323110	Commercial lithographic printing	182	12	70	99	183	12	68	103
323111	Commercial gravure printing	83	33	13	38	94	34	17	43
323112	Commercial flexographic printing	27	13	4	10	40	22	6	13
323113	Commercial screen printing	36	17	3	16	33	14	3	16
323115	Digital printing	*	*	*	*	*	*	*	*
323116	Manifold business forms printing	28	21	*	6	25	19	*	6
323117	Books printing	61	*	36	25	62	*	39	23
32312	Support activities for printing	12	2	5	5	11	1	6	4
323121	Tradebinding and related work	1	*	*	*	2	*	1	*
323122	Prepress services	11	2	4	5	9	1	5	3
324	Petroleum and coal products manufacturing	8,172	4,189	2,895	1,089	6,132	2,637	1,044	2,451
3241	Petroleum and coal products manufacturing	8,172	4,189	2,895	1,089	6,132	2,637	1,044	2,451
32411	Petroleum refineries	7,623	3,872	2,869	882	5,607	2,358	997	2,252
324110	Petroleum refineries	7,623	3,872	2,869	882	5,607	2,358	997	2,252
32412	Asphalt paving and roofing materials manufacturing	262	153	8	101	251	139	11	101
324121	Asphalt paving mixture and block manufacturing	121	55	6	60	120	53	9	58
324122	Asphalt shingle and coating materials manufacturing	141	98	2	41	132	86	2	44
32419	Other petroleum and coal products manufacturing	287	163	17	106	273	139	36	98
324191	Petroleum lubricating oil and grease manufacturing	D	D	D	D	D	D	D	D
324199	All other petroleum and coal products manufacturing	D	D	D	D	D	D	D	D
325	Chemical manufacturing	23,868	12,789	4,581	6,499	22,713	12,272	4,141	6,299
3251	Basic chemical manufacturing	5,963	3,560	570	1,834	5,384	3,388	399	1,597
32511	Petrochemical manufacturing	1,675	880	52	743	1,398	745	40	613
325110	Petrochemical manufacturing	1,675	880	52	743	1,398	745	40	613
32512	Industrial gas manufacturing	52	23	6	23	53	21	7	24
325120	Industrial gas manufacturing	52	23	6	23	53	21	7	24
32513	Synthetic dye and pigment manufacturing	324	177	63	85	308	169	53	87
325131	Inorganic dye and pigment manufacturing	109	72	18	20	102	63	18	20
325132	Synthetic organic dye and pigment manufacturing	215	105	45	65	207	106	34	67
32518	Other basic inorganic chemical manufacturing	1,103	503	278	322	811	401	112	297
325181	Alkalies and chlorine manufacturing	D	D	D	D	D	D	D	D
325182	Carbon black manufacturing	D	D	D	D	D	D	D	D
325188	All other basic inorganic chemical manufacturing	998	453	277	269	712	354	111	247
32519	Other basic organic chemical manufacturing	2,809	1,977	171	662	2,815	2,052	187	575
325191	Gum and wood chemical manufacturing	D	D	D	D	D	D	D	D
325192	Cyclic crude and intermediate manufacturing	452	292	7	152	732	595	36	101
325193	Ethyl alcohol manufacturing	D	D	D	D	D	D	D	D
325199	All other basic organic chemical manufacturing	2,340	1,669	163	508	2,061	1,439	151	472

Table M1.6 Inventories by Stage of Fabrication of Foreign-Owned Establishments, by Detailed Industry—Continues
(Millions of dollars)

NAICS code	Industry	End of 2007				Beginning of 2007			
		Total	Finished products	Work-in progress	Materials, supplies, fuels, etc.	Total	Finished products	Work-in progress	Materials, supplies, fuels, etc.
3252	Resin, rubber, and artificial fibers manufacturing	3,326	2,280	268	779	3,111	1,990	310	811
32521	Resin and synthetic rubber manufacturing	3,274	2,245	262	767	3,053	1,955	301	798
325211	Plastics material and resin manufacturing	2,979	2,017	256	706	2,741	1,715	294	732
325212	Synthetic rubber manufacturing	296	228	6	61	312	240	7	66
32522	Artificial fibers and filaments manufacturing	51	34	6	12	58	35	9	13
325221	Cellulosic organic fiber manufacturing	D	D	D	D	D	D	D	D
325222	Noncellulosic organic fiber manufacturing	D	D	D	D	D	D	D	D
3253	Agricultural chemical manufacturing	954	327	333	295	887	350	286	251
32531	Fertilizer manufacturing	359	115	111	133	388	138	118	133
325311	Nitrogenous fertilizer manufacturing	111	44	14	53	112	49	13	50
325312	Phosphatic fertilizer manufacturing	213	47	95	72	240	63	103	74
325314	Fertilizer, mixing only, manufacturing	35	25	2	8	36	26	2	8
32532	Pesticide and other agricultural chemical manufacturing	596	211	222	163	499	212	168	119
325320	Pesticide and other agricultural chemical manufacturing	596	211	222	163	499	212	168	119
3254	Pharmaceutical and medicine manufacturing	10,266	4,774	3,135	2,356	10,161	4,868	2,890	2,403
32541	Pharmaceutical and medicine manufacturing	10,266	4,774	3,135	2,356	10,161	4,868	2,890	2,403
325411	Medicinal and botanical manufacturing	623	338	101	184	551	345	93	113
325412	Pharmaceutical preparation manufacturing	7,449	3,301	2,474	1,674	7,567	3,463	2,290	1,815
325413	In-vitro diagnostic substance manufacturing	632	319	79	233	488	217	77	194
325414	Other biological product manufacturing	1,563	817	481	266	1,555	843	430	281
3255	Paint, coating, and adhesive manufacturing	536	310	39	188	521	298	36	187
32551	Paint and coating manufacturing	323	196	25	102	314	187	22	106
325510	Paint and coating manufacturing	323	196	25	102	314	187	22	106
32552	Adhesive manufacturing	213	114	13	86	207	112	14	81
325520	Adhesive manufacturing	213	114	13	86	207	112	14	81
3256	Soap, cleaning compound, and toiletry manufacturing	1,585	958	113	515	1,414	813	107	494
32561	Soap and cleaning compound manufacturing	843	597	53	193	725	505	50	170
325611	Soap and other detergent manufacturing	352	226	27	98	336	216	29	91
325612	Polish and other sanitation good manufacturing	161	111	8	41	118	78	5	34
325613	Surface active agent manufacturing	329	260	17	53	271	211	16	45
32562	Toilet preparation manufacturing	743	361	60	322	689	308	58	324
325620	Toilet preparation manufacturing	743	361	60	322	689	308	58	324
3259	Other chemical product and preparation manufacturing	1,237	581	124	532	1,235	565	113	557
32591	Printing ink manufacturing	304	135	18	151	323	142	18	162
325910	Printing ink manufacturing	304	135	18	151	323	142	18	162
32592	Explosives manufacturing	44	15	9	20	39	12	8	19
325920	Explosives manufacturing	44	15	9	20	39	12	8	19
32599	All other chemical preparation manufacturing	889	431	97	361	872	410	86	376
325991	Custom compounding of purchased resins	261	161	5	94	259	158	6	95
325992	Photographic film and chemical manufacturing	319	88	77	154	309	99	66	144
325998	Other miscellaneous chemical product manufacturing	310	182	15	113	305	153	14	138
326	Plastics and rubber products manufacturing	3,414	1,686	388	1,340	3,266	1,648	364	1,254
3261	Plastics product manufacturing	2,132	1,102	210	820	2,026	1,096	194	735
32611	Plastics packaging materials, film and sheet	592	285	74	233	550	284	62	203
326111	Plastics bag manufacturing	23	6	6	12	26	9	4	12
326112	Plastics packaging film and sheet manufacturing	267	128	30	108	242	123	29	90
326113	Nonpackaging plastics film and sheet manufacturing	302	151	38	113	282	152	29	101
32612	Plastics pipe, fittings, and profile shapes	259	145	18	96	280	159	20	101
326121	Unlaminated plastics profile shape manufacturing	131	62	15	54	159	80	17	62
326122	Plastics pipe and pipe fitting manufacturing	128	83	3	42	121	79	3	39
32613	Laminated plastics plate, sheet, and shapes	40	15	3	22	32	10	4	19
326130	Laminated plastics plate, sheet, and shapes	40	15	3	22	32	10	4	19
32614	Polystyrene foam product manufacturing	80	41	8	30	76	40	8	28
326140	Polystyrene foam product manufacturing	80	41	8	30	76	40	8	28
32615	Urethane and other foam product manufacturing	71	42	5	25	63	35	5	23
326150	Urethane and other foam product manufacturing	71	42	5	25	63	35	5	23
32616	Plastics bottle manufacturing	179	115	3	61	164	124	4	36
326160	Plastics bottle manufacturing	179	115	3	61	164	124	4	36
32619	Other plastics product manufacturing	910	459	98	353	860	444	90	326
326191	Plastics plumbing fixture manufacturing	D	D	D	D	D	D	D	D
326192	Resilient floor covering manufacturing	D	D	D	D	D	D	D	D
326199	All other plastics product manufacturing	858	429	94	335	806	413	87	306
3262	Rubber product manufacturing	1,282	584	178	520	1,241	552	170	519
32621	Tire manufacturing	738	337	92	309	708	321	84	303
326211	Tire manufacturing, except retreading	D	D	D	D	D	D	D	D
326212	Tire retreading	D	D	D	D	D	D	D	D
32622	Rubber and plastics hose and belting manufacturing	179	112	22	44	190	118	23	49
326220	Rubber and plastics hose and belting manufacturing	179	112	22	44	190	118	23	49
32629	Other rubber product manufacturing	366	135	64	167	343	114	63	166
326291	Rubber product manufacturing for mechanical use	158	54	25	79	148	49	24	76
326299	All other rubber product manufacturing	208	82	38	89	195	65	39	90
327	Nonmetallic mineral product manufacturing	4,069	1,916	529	1,624	3,803	1,828	486	1,489
3271	Clay product and refractory manufacturing	391	222	41	127	359	200	35	124
32711	Pottery, ceramics, and plumbing fixture manufacturing	48	16	10	22	44	14	9	22
327112	Vitreous china and earthenware articles manufacturing	D	D	D	D	D	D	D	D
327113	Porcelain electrical supply manufacturing	D	D	D	D	D	D	D	D
32712	Clay building material and refractories manufacturing	343	206	31	105	314	186	26	102
327121	Brick and structural clay tile manufacturing	196	140	5	51	175	125	5	45
327122	Ceramic wall and floor tile manufacturing	45	30	3	13	41	27	2	11
327123	Other structural clay product manufacturing	D	D	D	D	D	D	D	D
327124	Clay refractory manufacturing	D	D	D	D	D	D	D	D
327125	Nonclay refractory manufacturing	80	27	21	31	77	26	16	34
3272	Glass and glass product manufacturing	817	533	46	238	767	501	48	217
32721	Glass and glass product manufacturing	817	533	46	238	767	501	48	217
327211	Flat glass manufacturing	D	D	D	D	D	D	D	D
327212	Other pressed and blown glass and glassware	D	D	D	D	D	D	D	D
327213	Glass container manufacturing	222	177	*	45	253	205	*	48
327215	Glass product manufacturing made of purchased glass	217	70	25	122	212	71	25	116

Table M1.6 Inventories by Stage of Fabrication of Foreign-Owned Establishments, by Detailed Industry—Continues
(Millions of dollars)

NAICS code	Industry	End of 2007				Beginning of 2007			
		Total	Finished products	Work-in progress	Materials, supplies, fuels, etc.	Total	Finished products	Work-in progress	Materials, supplies, fuels, etc.
3273	Cement and concrete product manufacturing	2,230	880	335	1,014	2,091	866	300	925
32731	Cement manufacturing	1,323	313	285	725	1,156	271	237	649
327310	Cement manufacturing	1,323	313	285	725	1,156	271	237	649
32732	Ready-mix concrete manufacturing	296	108	20	167	303	129	26	148
327320	Ready-mix concrete manufacturing	296	108	20	167	303	129	26	148
32733	Concrete pipe, brick, and block manufacturing	384	298	12	74	407	307	18	82
327331	Concrete block and brick manufacturing	200	165	5	30	211	170	5	35
327332	Concrete pipe manufacturing	184	133	7	44	196	137	13	47
32739	Other concrete product manufacturing	226	161	18	47	224	159	18	47
327390	Other concrete product manufacturing	226	161	18	47	224	159	18	47
3274	Lime and gypsum product manufacturing	128	45	1	81	119	41	*	77
32741	Lime manufacturing	D	D	D	D	D	D	D	D
327410	Lime manufacturing	D	D	D	D	D	D	D	D
32742	Gypsum product manufacturing	D	D	D	D	D	D	D	D
327420	Gypsum product manufacturing	D	D	D	D	D	D	D	D
3279	Other nonmetallic mineral products	504	236	106	163	468	220	103	145
32791	Abrasive product manufacturing	173	62	63	48	165	50	63	53
327910	Abrasive product manufacturing	173	62	63	48	165	50	63	53
32799	All other nonmetallic mineral products manufacturing	332	174	43	115	303	171	40	93
327991	Cut stone and stone product manufacturing	D	D	D	D	D	D	D	D
327992	Ground or treated minerals and earths manufacturing	141	57	33	51	137	60	32	44
327993	Mineral wool manufacturing	82	59	2	21	102	76	2	24
327999	Miscellaneous nonmetallic mineral products	D	D	D	D	D	D	D	D
331	Primary metal manufacturing	10,745	3,741	2,151	4,853	10,436	3,455	2,156	4,825
3311	Iron and steel mills and ferroalloy manufacturing	6,729	2,526	1,107	3,097	6,538	2,374	1,096	3,067
33111	Iron and steel mills and ferroalloy manufacturing	6,729	2,526	1,107	3,097	6,538	2,374	1,096	3,067
331111	Iron and steel mills	6,689	2,508	1,094	3,087	6,500	2,359	1,086	3,054
331112	Ferroalloy and related product manufacturing	40	18	13	9	38	15	10	13
3312	Steel product manufacturing from purchased steel	1,602	561	282	760	1,785	557	334	894
33121	Iron, steel pipe and tube from purchase steel	1,021	360	184	477	1,057	353	186	519
331210	Iron, steel pipe and tube from purchase steel	1,021	360	184	477	1,057	353	186	519
33122	Rolling and drawing of purchased steel	581	201	97	282	727	205	148	375
331221	Rolling and drawing of purchased steel	581	201	97	282	727	205	148	375
331222	Steel wire drawing	343	119	57	167	484	123	105	257
331223	Steel wire drawing	343	119	57	167	484	123	105	257
3313	Alumina and aluminum production	834	140	284	409	681	129	223	329
33131	Alumina and aluminum production	834	140	284	409	681	129	223	329
331311	Alumina refining	D	D	D	D	D	D	D	D
331312	Primary aluminum production	227	16	48	163	190	12	40	138
331314	Secondary smelting and alloying of aluminum	101	35	23	43	88	35	14	39
331315	Aluminum sheet, plate, and foil manufacturing	316	57	161	98	248	55	122	70
331316	Aluminum extruded product manufacturing	68	15	14	39	73	13	14	46
331319	Other aluminum rolling and drawing	D	D	D	D	D	D	D	D
3314	Other nonferrous metal production	1,213	380	409	424	1,092	300	418	374
33141	Other nonferrous metal production	494	149	177	168	448	124	167	157
331411	Primary smelting and refining of copper	D	D	D	D	D	D	D	D
331419	Primary nonferrous metal, except Cu and Al	D	D	D	D	D	D	D	D
33142	Rolled, drawn, extruded, and alloyed copper	328	85	128	115	375	103	158	114
331421	Copper rolling, drawing, and extruding	272	54	115	102	318	70	146	102
331422	Copper wire, except mechanical, drawing	D	D	D	D	D	D	D	D
331423	Secondary processing of copper	D	D	D	D	D	D	D	D
33149	Nonferrous metal, except Cu and Al, shaping	391	146	104	141	269	73	93	104
331491	Nonferrous metal, except Cu and Al, shaping	134	50	28	56	83	34	16	32
331492	Secondary processing of other nonferrous metal	257	96	76	85	186	38	77	71
3315	Foundries	366	134	69	163	340	94	85	160
33151	Ferrous metal foundries	177	87	24	65	154	60	34	60
331511	Iron foundries	110	48	14	48	78	15	21	42
331512	Steel investment foundries	11	1	5	5	9	1	4	4
331513	Steel foundries, except investment	56	39	5	13	68	44	9	15
33152	Nonferrous metal foundries	189	47	45	97	186	34	52	100
331521	Aluminum die-casting foundries	82	26	9	47	77	14	14	48
331522	Nonferrous, except Al, die-casting foundries	D	D	D	D	D	D	D	D
331524	Aluminum foundries, except die-casting	44	5	7	33	48	5	8	36
331525	Copper foundries, except die-casting	D	D	D	D	D	D	D	D
331528	Other nonferrous foundries, except die-casting	20	2	11	7	19	2	12	4
332	Fabricated metal product manufacturing	5,415	1,878	1,667	1,870	4,957	1,652	1,440	1,865
3321	Forging and stamping	590	149	135	306	539	127	128	284
33211	Forging and stamping	590	149	135	306	539	127	128	284
332111	Iron and steel forging	151	28	66	57	154	27	64	63
332112	Nonferrous forging	D	D	D	D	D	D	D	D
332114	Custom roll forming	305	62	34	209	254	44	32	178
332115	Crown and closure manufacturing	D	D	D	D	D	D	D	D
332116	Metal stamping	45	26	4	14	45	26	6	13
332117	Powder metallurgy part manufacturing	34	12	14	8	33	13	12	9
3322	Cutlery and handtool manufacturing	228	103	35	89	231	95	39	97
33221	Cutlery and handtool manufacturing	228	103	35	89	231	95	39	97
332211	Cutlery and flatware, except precious, manufacturing	D	D	D	D	D	D	D	D
332212	Hand and edge tool manufacturing	108	35	26	47	112	35	29	49
332213	Saw blade and handsaw manufacturing	D	D	D	D	D	D	D	D
3323	Architectural and structural metals manufacturing	999	222	448	328	951	185	430	336
33231	Plate work and fabricated structural products	659	102	400	157	666	99	388	179
332311	Prefabricated metal buildings and components	56	16	5	34	62	17	7	38
332312	Fabricated structural metal manufacturing	540	71	353	116	545	74	357	114
332313	Plate work manufacturing	63	15	42	6	59	7	24	27
33232	Ornamental and architectural metal products	340	121	48	172	285	86	42	156
332321	Metal window and door manufacturing	153	58	31	64	128	48	25	55
332322	Sheet metal work manufacturing	D	D	D	D	D	D	D	D
332323	Ornamental and architectural metal work manufacturing	D	D	D	D	D	D	D	D

Table M1.6 Inventories by Stage of Fabrication of Foreign-Owned Establishments, by Detailed Industry—Continues
(Millions of dollars)

NAICS code	Industry	End of 2007				Beginning of 2007			
		Total	Finished products	Work-in progress	Materials, supplies, fuels, etc.	Total	Finished products	Work-in progress	Materials, supplies, fuels, etc.
3324	Boiler, tank, and shipping container manufacturing.....	456	151	163	142	308	111	95	102
33241	Power boiler and heat exchanger manufacturing.....	233	24	131	77	139	15	65	58
332410	Power boiler and heat exchanger manufacturing.....	233	24	131	77	139	15	65	58
33242	Metal tank, heavy gauge, manufacturing.....	75	21	20	34	44	10	16	18
332420	Metal tank, heavy gauge, manufacturing.....	75	21	20	34	44	10	16	18
33243	Metal can, box, and other container manufacturing.....	147	105	12	31	125	86	14	26
332431	Metal can manufacturing.....	124	95	9	20	107	78	12	17
332439	Other metal container manufacturing.....	24	10	3	11	18	8	2	9
3325	Hardware manufacturing.....	322	74	139	110	332	68	121	143
33251	Hardware manufacturing.....	322	74	139	110	332	68	121	143
332510	Hardware manufacturing.....	322	74	139	110	332	68	121	143
3326	Spring and wire product manufacturing.....	120	49	20	51	129	52	21	56
33261	Spring and wire product manufacturing.....	120	49	20	51	129	52	21	56
332611	Spring, heavy gauge, manufacturing.....	39	19	4	16	40	21	3	15
332612	Spring, light gauge, manufacturing.....	19	6	3	9	20	8	3	9
332618	Other fabricated wire product manufacturing.....	62	23	13	26	69	23	14	33
3327	Machine shops and threaded product manufacturing.....	551	186	242	123	465	143	199	123
33271	Machine shops.....	216	65	114	37	176	46	92	38
332710	Machine shops.....	216	65	114	37	176	46	92	38
33272	Turned product and screw, nut, and bolt manufacturing.....	335	121	128	85	289	96	107	85
332721	Precision turned product manufacturing.....	179	53	84	43	143	38	64	41
332722	Bolt, nut, screw, rivet, and washer manufacturing.....	156	68	45	43	146	58	43	44
3328	Coating, engraving, and heat treating metals.....	532	287	66	179	514	292	55	168
33281	Coating, engraving, and heat treating metals.....	532	287	66	179	514	292	55	168
332811	Metal heat treating.....	90	34	6	50	86	39	7	40
332812	Metal coating and nonprecious engraving.....	420	249	58	113	403	246	48	110
332813	Electroplating, anodizing, and coloring metal.....	23	4	2	17	26	7	1	18
3329	Other fabricated metal product manufacturing.....	1,617	657	419	542	1,488	581	351	556
33291	Metal valve manufacturing.....	728	360	142	226	661	310	125	225
332911	Industrial valve manufacturing.....	249	93	66	90	224	80	54	90
332912	Fluid power valve and hose fitting manufacturing.....	395	222	55	118	359	193	49	117
332913	Plumbing fixture fitting and trim manufacturing.....	19	3	14	3	16	3	11	2
332919	Other metal valve and pipe fitting manufacturing.....	65	41	7	17	62	35	11	16
33299	All other fabricated metal product manufacturing.....	889	297	277	316	827	271	226	330
332991	Ball and roller bearing manufacturing.....	474	151	163	161	422	133	123	167
332992	Small arms ammunition manufacturing.....	D	D	D	D	D	D	D	D
332994	Small arms manufacturing.....	D	D	D	D	D	D	D	D
332995	Other ordnance and accessories manufacturing.....	D	D	D	D	D	D	D	D
332996	Fabricated pipe and pipe fitting manufacturing.....	116	43	14	59	118	46	13	59
332997	Industrial pattern manufacturing.....	D	D	D	D	D	D	D	D
332999	Miscellaneous fabricated metal product manufacturing.....	125	35	23	67	128	30	23	75
333	Machinery manufacturing.....	8,878	3,247	2,139	3,493	8,679	3,102	2,084	3,492
3331	Agriculture, construction, and mining machinery manufacturing.....	2,957	1,383	508	1,066	2,857	1,406	459	992
33311	Agricultural implement manufacturing.....	973	514	125	333	808	401	120	287
333111	Farm machinery and equipment manufacturing.....	375	125	50	200	330	102	60	168
333112	Lawn and garden equipment manufacturing.....	598	389	75	134	478	299	60	119
33312	Construction machinery manufacturing.....	1,277	535	179	563	1,349	625	164	560
333120	Construction machinery manufacturing.....	1,277	535	179	563	1,349	625	164	560
33313	Mining and oil and gas field machinery manufacturing.....	707	333	205	169	700	381	175	145
333131	Mining machinery and equipment manufacturing.....	63	32	20	11	41	21	11	10
333132	Oil and gas field machinery and equipment.....	645	301	185	158	659	360	164	135
3332	Industrial machinery manufacturing.....	883	321	336	227	884	263	351	270
33322	Plastics and rubber industry machinery.....	92	19	29	44	130	25	40	65
333220	Plastics and rubber industry machinery.....	92	19	29	44	130	25	40	65
33329	Other industrial machinery manufacturing.....	791	301	307	183	754	238	311	205
333291	Paper industry machinery manufacturing.....	111	52	49	10	108	58	40	10
333292	Textile machinery manufacturing.....	22	10	4	9	21	8	4	9
333293	Printing machinery and equipment manufacturing.....	177	56	79	42	180	52	89	40
333294	Food product machinery manufacturing.....	97	41	36	20	83	34	30	18
333295	Semiconductor machinery manufacturing.....	215	82	89	44	182	24	85	73
333298	All other industrial machinery manufacturing.....	170	61	51	58	181	62	63	56
3333	Commercial and service industry machinery.....	570	159	106	305	556	153	92	312
33331	Commercial and service industry machinery.....	570	159	106	305	556	153	92	312
333311	Automatic vending machine manufacturing.....	D	D	D	D	D	D	D	D
333312	Commercial laundry and drycleaning machinery.....	D	D	D	D	D	D	D	D
333313	Office machinery manufacturing.....	D	D	D	D	D	D	D	D
333314	Optical instrument and lens manufacturing.....	49	12	21	16	34	9	13	13
333315	Photographic and photocopying equipment manufacturing.....	143	28	10	105	131	20	3	108
333319	Other commercial and service machinery manufacturing.....	298	89	67	142	311	94	70	147
3334	HVAC and commercial refrigeration equipment.....	565	208	94	262	537	191	102	245
33341	HVAC and commercial refrigeration equipment.....	565	208	94	262	537	191	102	245
333411	Air purification equipment manufacturing.....	43	19	3	21	41	18	4	19
333412	Industrial and commercial fan and blower manufacturing.....	11	1	2	8	15	2	3	10
333414	Heating equipment, except warm air furnaces.....	42	23	4	15	30	16	2	12
333415	AC, refrigeration, and forced air heating.....	469	165	86	218	452	155	93	204
3335	Metalworking machinery manufacturing.....	611	154	242	215	623	169	253	201
33351	Metalworking machinery manufacturing.....	611	154	242	215	623	169	253	201
333511	Industrial mold manufacturing.....	D	D	D	D	D	D	D	D
333512	Metal cutting machine tool manufacturing.....	190	44	76	70	184	42	71	71
333513	Metal forming machine tool manufacturing.....	33	9	9	15	28	6	9	13
333514	Special tool, die, jig, and fixture manufacturing.....	90	21	36	33	88	24	32	31
333515	Cutting tool and machine tool accessory manufacturing.....	152	57	27	68	153	75	21	57
333516	Rolling mill machinery and equipment manufacturing.....	D	D	D	D	D	D	D	D
333518	Other metalworking machinery manufacturing.....	121	21	75	25	149	19	105	25
3336	Turbine and power transmission equipment manufacturing.....	1,272	272	382	618	1,278	267	375	636
33361	Turbine and power transmission equipment manufacturing.....	1,272	272	382	618	1,278	267	375	636
333611	Turbine and turbine generator set units manufacturing.....	450	57	173	220	421	54	177	191
333612	Speed changer, drive, and gear manufacturing.....	79	28	41	11	67	32	28	7
333613	Mechanical power transmission equipment manufacturing.....	106	49	39	18	101	53	36	13
333618	Other engine equipment manufacturing.....	637	139	129	369	688	129	134	425

Table M1.6 Inventories by Stage of Fabrication of Foreign-Owned Establishments, by Detailed Industry—Continues
(Millions of dollars)

NAICS code	Industry	End of 2007				Beginning of 2007			
		Total	Finished products	Work-in progress	Materials, supplies, fuels, etc.	Total	Finished products	Work-in progress	Materials, supplies, fuels, etc.
3339	Other general purpose machinery manufacturing.....	2,020	749	469	801	1,943	653	453	837
33391	Pump and compressor manufacturing.....	365	118	106	141	387	117	90	180
333911	Pump and pumping equipment manufacturing.....	208	88	49	72	192	76	47	69
333912	Air and gas compressor manufacturing.....	D	D	D	D	D	D	D	D
333913	Measuring and dispensing pump manufacturing.....	D	D	D	D	D	D	D	D
33392	Material handling equipment manufacturing.....	636	229	80	326	656	203	87	367
333921	Elevator and moving stairway manufacturing.....	112	19	30	63	105	16	29	61
333922	Conveyor and conveying equipment manufacturing.....	86	48	16	22	79	46	13	20
333923	Overhead cranes, hoists, and monorail systems.....	79	40	20	19	81	39	21	21
333924	Industrial truck, trailer, and stacker manufacturing.....	359	122	15	222	391	102	24	264
33399	All other general purpose machinery manufacturing.....	1,019	402	283	334	901	334	277	290
333991	Power-driven handtool manufacturing.....	131	26	17	88	132	30	21	80
333992	Welding and soldering equipment manufacturing.....	141	45	66	30	135	29	78	28
333993	Packaging machinery manufacturing.....	210	92	65	53	186	66	75	45
333994	Industrial process furnace and oven manufacturing.....	D	D	D	D	D	D	D	D
333995	Fluid power cylinder and actuator manufacturing.....	19	7	1	11	18	9	1	8
333996	Fluid power pump and motor manufacturing.....	157	89	16	53	136	84	14	38
333997	Scale and balance, except laboratory, manufacturing.....	D	D	D	D	D	D	D	D
333999	Miscellaneous general purpose machinery manufacturing.....	336	139	110	86	271	109	80	81
334	Computer and electronic product manufacturing.....	6,637	1,719	2,381	2,537	6,480	1,640	2,253	2,588
3341	Computer and peripheral equipment manufacturing.....	336	64	67	205	307	71	68	169
33411	Computer and peripheral equipment manufacturing.....	336	64	67	205	307	71	68	169
334111	Electronic computer manufacturing.....	D	D	D	D	D	D	D	D
334112	Computer storage device manufacturing.....	121	10	35	76	71	12	31	28
334113	Computer terminal manufacturing.....	D	D	D	D	D	D	D	D
334119	Other computer peripheral equipment manufacturing.....	148	45	25	78	156	40	28	89
3342	Communications equipment manufacturing.....	844	267	252	325	889	233	276	380
33421	Telephone apparatus manufacturing.....	167	92	19	56	187	76	21	90
334210	Telephone apparatus manufacturing.....	167	92	19	56	187	76	21	90
33422	Broadcast and wireless communications equipment.....	533	150	199	184	575	132	221	222
334220	Broadcast and wireless communications equipment.....	533	150	199	184	575	132	221	222
33429	Other communications equipment manufacturing.....	145	25	34	85	127	25	34	68
334290	Other communications equipment manufacturing.....	145	25	34	85	127	25	34	68
3343	Audio and video equipment manufacturing.....	351	95	12	244	455	114	22	320
33431	Audio and video equipment manufacturing.....	351	95	12	244	455	114	22	320
334310	Audio and video equipment manufacturing.....	351	95	12	244	455	114	22	320
3344	Semiconductor and electronic component manufacturing.....	1,815	405	652	758	1,681	403	581	697
33441	Semiconductor and electronic component manufacturing.....	1,815	405	652	758	1,681	403	581	697
334411	Electron tube manufacturing.....	D	D	D	D	D	D	D	D
334412	Bare printed circuit board manufacturing.....	17	4	6	6	25	9	8	9
334413	Semiconductors and related device manufacturing.....	928	220	357	351	899	208	391	300
334414	Electronic capacitor manufacturing.....	88	16	31	42	77	17	28	31
334415	Electronic resistor manufacturing.....	37	12	10	15	38	12	11	15
334416	Electronic coils, transformers, and inductors.....	D	D	D	D	D	D	D	D
334417	Electronic connector manufacturing.....	126	18	76	32	133	48	42	43
334418	Printed circuit assembly manufacturing.....	288	80	37	171	269	57	40	172
334419	Other electronic component manufacturing.....	282	47	128	106	221	46	55	120
3345	Electronic instrument manufacturing.....	3,112	836	1,321	954	2,919	750	1,221	948
33451	Electronic instrument manufacturing.....	3,112	836	1,321	954	2,919	750	1,221	948
334510	Electromedical apparatus manufacturing.....	701	246	170	286	624	232	113	279
334511	Search, detection, and navigation instruments.....	1,195	288	835	72	1,021	171	769	81
334512	Automatic environmental control manufacturing.....	61	10	31	21	60	14	24	22
334513	Industrial process variable instruments.....	171	33	31	107	164	29	28	106
334514	Totalizing fluid meters and counting devices.....	137	16	17	104	126	17	16	94
334515	Electricity and signal testing instruments.....	140	53	28	59	142	56	24	62
334516	Analytical laboratory instrument manufacturing.....	162	69	33	59	174	85	33	57
334517	Irradiation apparatus manufacturing.....	224	48	40	136	270	80	59	132
334518	Watch, clock, and part manufacturing.....	9	6	2	1	10	4	4	1
334519	Other measuring and controlling device manufacturing.....	311	67	135	110	328	62	151	115
3346	Magnetic media manufacturing and reproducing.....	179	53	76	51	228	70	84	74
33461	Magnetic media manufacturing and reproducing.....	179	53	76	51	228	70	84	74
334611	Software reproducing.....	D	D	D	D	D	D	D	D
334612	Audio and video media reproduction.....	62	5	14	43	79	4	13	61
334613	Magnetic and optical recording media manufacturing.....	D	D	D	D	D	D	D	D
335	Electrical equipment and appliance manufacturing.....	2,909	910	599	1,400	2,771	893	518	1,360
3351	Electric lighting equipment manufacturing.....	237	101	33	104	214	91	28	95
33511	Electric lamp bulb and part manufacturing.....	D	D	D	D	D	D	D	D
335110	Electric lamp bulb and part manufacturing.....	D	D	D	D	D	D	D	D
33512	Lighting fixture manufacturing.....	D	D	D	D	D	D	D	D
335121	Residential electric lighting fixture manufacturing.....	31	9	1	20	34	13	1	20
335122	Nonresidential electric lighting fixture manufacturing.....	D	D	D	D	D	D	D	D
335129	Other lighting equipment manufacturing.....	35	8	5	23	21	6	1	14
3352	Household appliance manufacturing.....	301	76	35	190	263	64	33	166
33521	Small electrical appliance manufacturing.....	107	43	16	48	78	31	12	36
335211	Electric housewares and household fan manufacturing.....	D	D	D	D	D	D	D	D
335212	Household vacuum cleaner manufacturing.....	D	D	D	D	D	D	D	D
33522	Major appliance manufacturing.....	194	33	19	142	185	33	22	130
335221	Household cooking appliance manufacturing.....	D	D	D	D	D	D	D	D
335222	Household refrigerator and home freezer manufacturing.....	D	D	D	D	D	D	D	D
335224	Household laundry equipment manufacturing.....	D	D	D	D	D	D	D	D
335228	Other major household appliance manufacturing.....	D	D	D	D	D	D	D	D
3353	Electrical equipment manufacturing.....	1,043	249	239	555	981	276	208	497
33531	Electrical equipment manufacturing.....	1,043	249	239	555	981	276	208	497
335311	Electric power and specialty transformer manufacturing.....	184	32	56	95	140	34	46	60
335312	Motor and generator manufacturing.....	254	113	38	102	239	94	41	103
335313	Switchgear and switchboard apparatus manufacturing.....	308	24	50	234	319	66	52	201
335314	Relay and industrial control manufacturing.....	298	80	94	124	283	82	69	132

Table M1.6 Inventories by Stage of Fabrication of Foreign-Owned Establishments, by Detailed Industry—Continues
(Millions of dollars)

NAICS code	Industry	End of 2007				Beginning of 2007			
		Total	Finished products	Work-in progress	Materials, supplies, fuels, etc.	Total	Finished products	Work-in progress	Materials, supplies, fuels, etc.
3359	Other electrical equipment and component manufacturing.....	1,328	484	292	551	1,314	463	249	602
33591	Battery manufacturing.....	29	7	11	12	29	8	9	12
335911	Storage battery manufacturing.....	D	D	D	D	D	D	D	D
335912	Primary battery manufacturing.....	D	D	D	D	D	D	D	D
33592	Communication and energy wire and cable manufacturing.....	292	98	55	139	264	113	53	99
335921	Fiber optic cable manufacturing.....	110	32	18	60	85	37	14	33
335929	Other communication and energy wire manufacturing.....	182	66	37	78	179	75	39	65
33593	Wiring device manufacturing.....	388	165	77	147	380	147	53	180
335931	Current-carrying wiring device manufacturing.....	131	40	42	50	122	41	28	53
335932	Noncurrent-carrying wiring device manufacturing.....	257	125	35	96	258	106	25	128
33599	Other electrical equipment and component manufacturing.....	618	214	149	254	640	195	134	311
335991	Carbon and graphite product manufacturing.....	262	87	88	87	204	63	68	74
335999	Miscellaneous electrical equipment manufacturing.....	356	128	61	167	436	132	66	237
336	Transportation equipment manufacturing.....	15,917	3,489	5,936	6,492	14,830	3,271	5,082	6,476
3361	Motor vehicle manufacturing.....	3,217	554	705	1,958	3,194	327	736	2,131
33611	Automobile and light truck manufacturing.....	2,475	260	569	1,646	2,621	243	618	1,760
336111	Automobile manufacturing.....	1,342	140	245	957	1,353	95	253	1,005
336112	Light truck and utility vehicle manufacturing.....	1,133	121	324	688	1,268	148	365	755
33612	Heavy duty truck manufacturing.....	742	294	135	312	573	84	118	371
336120	Heavy duty truck manufacturing.....	742	294	135	312	573	84	118	371
3362	Motor vehicle body and trailer manufacturing.....	201	14	111	77	204	25	73	107
33621	Motor vehicle body and trailer manufacturing.....	201	14	111	77	204	25	73	107
336211	Motor vehicle body manufacturing.....	D	D	D	D	D	D	D	D
336212	Truck trailer manufacturing.....	D	D	D	D	D	D	D	D
336214	Travel trailer and camper manufacturing.....	D	D	D	D	D	D	D	D
3363	Motor vehicle parts manufacturing.....	4,971	1,189	1,144	2,639	4,923	1,172	1,128	2,624
33631	Motor vehicle gasoline engine and parts manufacturing.....	789	143	206	441	780	144	246	390
336311	Carburetor, piston ring, and valve manufacturing.....	89	24	27	38	98	26	32	40
336312	Gasoline engine and engine parts manufacturing.....	700	118	179	403	681	118	214	349
33632	Motor vehicle electric equipment.....	788	259	86	442	855	274	87	494
336321	Vehicular lighting equipment manufacturing.....	77	19	9	49	81	21	12	48
336322	Other motor vehicle electric equipment manufacturing.....	711	241	77	393	774	253	75	446
33633	Motor vehicle steering and suspension parts.....	366	72	50	244	374	90	52	231
336330	Motor vehicle steering and suspension parts.....	366	72	50	244	374	90	52	231
33634	Motor vehicle brake system manufacturing.....	435	167	57	212	430	165	57	208
336340	Motor vehicle brake system manufacturing.....	435	167	57	212	430	165	57	208
33635	Motor vehicle power train components manufacturing.....	753	79	362	313	742	71	381	290
336350	Motor vehicle power train components manufacturing.....	753	79	362	313	742	71	381	290
33636	Motor vehicle seating and interior trim manufacturing.....	126	14	11	101	123	16	12	96
336360	Motor vehicle seating and interior trim manufacturing.....	126	14	11	101	123	16	12	96
33637	Motor vehicle metal stamping.....	339	72	103	164	313	59	98	157
336370	Motor vehicle metal stamping.....	339	72	103	164	313	59	98	157
33639	Other motor vehicle parts manufacturing.....	1,375	383	269	723	1,306	352	196	758
336391	Motor vehicle air-conditioning manufacturing.....	262	68	28	167	287	74	25	188
336399	All other motor vehicle parts manufacturing.....	1,113	315	242	556	1,020	279	171	570
3364	Aerospace product and parts manufacturing.....	5,853	1,547	3,169	1,137	5,062	1,526	2,704	832
33641	Aerospace product and parts manufacturing.....	5,853	1,547	3,169	1,137	5,062	1,526	2,704	832
336411	Aircraft manufacturing.....	3,200	1,225	1,466	509	2,882	1,145	1,362	375
336412	Aircraft engine and engine parts manufacturing.....	D	D	D	D	D	D	D	D
336413	Other aircraft parts and equipment.....	1,842	126	1,315	400	1,460	152	1,046	261
336415	Space vehicle propulsion units and parts manufacturing.....	D	D	D	D	D	D	D	D
336419	Other guided missile and space vehicle parts.....	D	D	D	D	D	D	D	D
3365	Railroad rolling stock manufacturing.....	387	83	87	218	543	123	87	333
33651	Railroad rolling stock manufacturing.....	387	83	87	218	543	123	87	333
336510	Railroad rolling stock manufacturing.....	387	83	87	218	543	123	87	333
3366	Ship and boat building.....	90	15	38	37	69	16	23	30
33661	Ship and boat building.....	90	15	38	37	69	16	23	30
336611	Ship building and repairing.....	D	D	D	D	D	D	D	D
336612	Boat building.....	D	D	D	D	D	D	D	D
3369	Other transportation equipment manufacturing.....	1,197	88	683	426	835	83	331	420
33699	Other transportation equipment manufacturing.....	1,197	88	683	426	835	83	331	420
336991	Motorcycle, bicycle, and parts manufacturing.....	D	D	D	D	D	D	D	D
336992	Military armored vehicles and tank parts manufacturing.....	D	D	D	D	D	D	D	D
336999	All other transportation equipment manufacturing.....	D	D	D	D	D	D	D	D
337	Furniture and related product manufacturing.....	347	144	12	190	339	148	14	178
3371	Household and institutional furniture manufacturing.....	224	111	6	108	222	110	6	106
33711	Wood kitchen cabinet and countertop manufacturing.....	6	2	1	4	7	2	1	4
337110	Wood kitchen cabinet and countertop manufacturing.....	6	2	1	4	7	2	1	4
33712	Other household and institutional furniture.....	218	109	5	104	216	108	5	102
337121	Upholstered household furniture manufacturing.....	D	D	D	D	D	D	D	D
337122	Nonupholstered wood household furniture manufacturing.....	D	D	D	D	D	D	D	D
337124	Metal household furniture manufacturing.....	D	D	D	D	D	D	D	D
337125	Household furniture, except wood or metal, manufacturing.....	D	D	D	D	D	D	D	D
337127	Institutional furniture manufacturing.....	28	8	*	20	28	7	*	21
3372	Office furniture and fixtures manufacturing.....	17	7	6	4	17	5	5	7
33721	Office furniture and fixtures manufacturing.....	17	7	6	4	17	5	5	7
337211	Wood office furniture manufacturing.....	D	D	D	D	D	D	D	D
337212	Custom architectural woodwork and millwork.....	D	D	D	D	D	D	D	D
337214	Office furniture, except wood, manufacturing.....	D	*	*	*	D	*	*	*
337215	Showcases, partitions, shelving, and lockers.....	D	D	D	D	D	D	D	D
3379	Other furniture-related product manufacturing.....	106	26	1	79	100	33	2	65
33792	Blind and shade manufacturing.....	106	26	1	79	100	33	2	65
337920	Blind and shade manufacturing.....	106	26	1	79	100	33	2	65

Table M1.6 Inventories by Stage of Fabrication of Foreign-Owned Establishments, by Detailed Industry—Table Ends
(Millions of dollars)

NAICS code	Industry	End of 2007				Beginning of 2007			
		Total	Finished products	Work-in progress	Materials, supplies, fuels, etc.	Total	Finished products	Work-in progress	Materials, supplies, fuels, etc.
339	Miscellaneous manufacturing.....	2,323	1,286	323	713	2,301	1,307	322	672
3391	Medical equipment and supplies manufacturing.....	1,424	770	190	465	1,344	732	182	430
33911	Medical equipment and supplies manufacturing.....	1,424	770	190	465	1,344	732	182	430
339112	Surgical and medical instrument manufacturing.....	564	219	126	219	537	208	124	206
339113	Surgical appliance and supplies manufacturing.....	650	417	52	182	591	383	46	163
339114	Dental equipment and supplies manufacturing.....	33	16	5	12	32	16	5	11
339115	Ophthalmic goods manufacturing.....	173	116	6	50	180	125	7	48
339116	Dental laboratories.....	3	1	*	2	3	1	*	2
3399	Other miscellaneous manufacturing.....	899	517	134	249	957	575	140	242
33991	Jewelry and silverware manufacturing.....	250	198	15	37	230	185	21	25
339911	Jewelry, except costume, manufacturing.....	D	D	D	D	D	D	D	D
339913	Jewelers' material and lapidary work manufacturing.....	D	D	D	D	D	D	D	D
33992	Sporting and athletic goods manufacturing.....	169	115	12	42	175	119	13	43
339920	Sporting and athletic goods manufacturing.....	169	115	12	42	175	119	13	43
33993	Doll, toy, and game manufacturing.....	18	11	*	7	102	68	6	28
339932	Game, toy, and children's vehicle manufacturing.....	18	11	*	7	102	68	6	28
33994	Office supplies, except paper, manufacturing.....	100	59	13	28	98	62	14	22
339941	Pen and mechanical pencil manufacturing.....	65	46	12	7	71	49	13	9
339942	Lead pencil and art good manufacturing.....	D	D	D	D	D	D	D	D
339944	Carbon paper and inked ribbon manufacturing.....	D	D	D	D	D	D	D	D
33995	Sign manufacturing.....	21	5	5	12	16	11	2	3
339950	Sign manufacturing.....	21	5	5	12	16	11	2	3
33999	All other miscellaneous manufacturing.....	340	129	88	123	336	130	84	122
339991	Gasket, packing, and sealing device manufacturing.....	116	56	14	45	123	58	15	50
339992	Musical instrument manufacturing.....	48	1	41	6	57	1	39	16
339993	Fastener, button, needle, and pin manufacturing.....	75	23	23	29	67	27	22	19
339994	Broom, brush, and mop manufacturing.....	32	15	3	15	26	12	2	12
339999	All other miscellaneous manufacturing.....	69	34	7	28	64	33	6	24

Table M1.7 Selected Data for Foreign-Owned Establishments, by Detailed Country of UBO

Country	Number of establishments	Number of employees	Payroll (millions of dollars)	Production workers			Millions of dollars					
				Number	Wages (millions of dollars)	Hours worked (thousands)	Value added by manufactures	Cost of materials ¹	Value of shipments	Expenditures for new plant and equipment	Inventories (end of 2007)	Gross book value of depreciable assets
All countries	10,176	1,598,163	84,851	1,124,467	50,806	2,299,106	415,500	610,938	1,019,472	33,897	104,301	460,089
Canada	684	130,373	6,411	96,910	4,203	200,574	23,851	30,510	54,605	1,859	7,732	28,565
Europe	5,955	901,825	50,010	618,322	28,621	1,253,245	263,056	323,686	581,271	17,386	62,376	264,250
Belgium.....	104	11,803	588	7,795	331	16,052	2,559	4,448	7,100	257	911	4,167
Denmark.....	57	8,791	496	5,002	209	10,301	1,940	2,042	4,018	65	536	1,546
Finland.....	122	19,506	1,099	13,743	698	28,754	4,003	6,190	10,224	398	1,218	8,264
France.....	928	118,458	5,953	82,342	3,547	167,061	26,708	32,732	59,061	2,188	7,063	27,906
Germany.....	1,270	242,545	13,717	170,587	8,533	341,860	54,068	87,482	141,151	4,460	12,636	65,843
Ireland.....	583	21,686	884	16,190	585	33,120	3,624	4,587	8,214	273	761	3,220
Italy.....	201	28,099	1,412	19,498	780	40,881	5,541	8,487	13,911	618	2,626	7,922
Netherlands.....	299	54,760	3,207	36,644	1,699	73,724	24,717	39,488	63,491	1,509	4,590	22,096
Spain.....	47	7,282	371	5,340	228	11,216	873	3,649	4,616	351	862	3,031
Sweden.....	294	53,132	2,386	41,281	1,553	81,334	9,810	13,369	23,129	516	2,358	7,673
Switzerland.....	525	95,483	5,905	61,441	2,955	120,344	44,994	22,798	67,058	2,362	6,827	24,001
United Kingdom.....	1,256	213,936	12,649	138,751	6,633	287,947	79,254	91,148	167,181	3,914	19,870	82,715
Other.....	269	26,344	1,343	19,708	869	40,651	4,964	7,266	12,118	475	2,117	5,865
Austria.....	74	6,644	294	4,940	192	9,866	927	1,132	2,039	159	443	1,127
Cyprus.....	1	a	D	a	D	D	D	D	D	D	D	D
Greece.....	77	g	D	g	D	D	D	D	D	D	D	D
Hungary.....	1	e	D	c	D	D	D	D	D	D	D	D
Iceland.....	11	g	D	g	D	D	D	D	D	36	D	D
Liechtenstein.....	2	b	D	b	D	D	D	D	D	D	D	D
Luxembourg.....	58	4,188	191	3,529	155	7,282	860	1,147	1,993	D	192	897
Norway.....	31	h	D	h	D	D	D	D	D	80	D	D
Poland.....	1	a	D	a	D	D	D	D	D	D	D	D
Portugal.....	2	c	D	b	D	D	D	D	D	D	D	D
Russia.....	10	i	D	h	D	D	D	D	D	100	D	D
Turkey.....	1	c	D	b	D	D	D	D	D	D	D	D
Latin America and Other Western Hemisphere	1,013	118,096	5,816	83,851	3,543	175,570	26,730	54,672	80,767	1,842	6,918	24,026
South and Central America.....	763	57,863	2,707	45,133	1,930	94,764	14,283	43,520	57,473	1,210	4,194	15,690
Brazil.....	80	23,980	1,097	20,187	873	44,587	2,360	17,080	19,415	448	1,699	3,959
Mexico.....	530	k	D	j	D	D	D	D	D	382	D	D
Venezuela.....	7	h	D	g	D	D	D	D	D	D	D	D
Other.....	146	i	D	h	D	D	D	D	D	D	D	D
Chile.....	5	f	D	e	D	D	D	D	D	D	D	D
Colombia.....	129	g	D	g	D	D	D	D	D	D	D	D
Panama.....	11	h	D	g	D	D	D	D	D	D	D	D
Uruguay.....	1	c	D	c	D	D	D	D	D	D	D	D
Other Western Hemisphere.....	250	60,233	3,108	38,718	1,613	80,806	12,447	11,153	23,294	631	2,724	8,336
Bermuda.....	230	55,322	2,783	36,484	1,507	76,353	11,085	9,035	19,942	528	2,190	7,702
United Kingdom Islands, Caribbean.....	8	2,746	180	1,137	56	2,261	795	1,784	2,451	65	334	407
Other.....	12	2,165	145	1,097	50	2,192	567	334	901	38	200	227
Netherlands Antilles.....	12	2,165	145	1,097	50	2,192	567	334	901	38	200	227
Africa	11	3,272	209	2,408	140	5,492	1,129	2,024	3,099	112	415	2,980
South Africa.....	10	h	D	g	D	D	D	D	D	D	D	D
Other.....	1	e	D	c	D	D	D	D	D	D	D	D
Liberia.....	1	e	D	c	D	D	D	D	D	D	D	D
Middle East	143	19,011	963	12,880	565	25,622	6,508	3,603	10,075	267	1,296	3,856
Israel.....	37	h	D	h	D	D	D	D	D	145	D	D
Saudi Arabia.....	15	i	D	h	D	D	D	D	D	D	D	D
United Arab Emirates.....	27	h	D	g	D	D	D	D	D	D	D	D
Other.....	64	i	D	h	D	D	D	D	D	D	D	D
Bahrain.....	11	h	D	g	D	D	D	D	D	11	D	D
Kuwait.....	39	h	D	g	D	D	D	D	D	D	D	D
Lebanon.....	13	g	D	f	D	D	D	D	D	D	D	D
Qatar.....	1	a	D	a	D	D	D	D	D	0	D	D
Asia and Pacific	2,228	394,880	19,574	289,933	12,694	596,346	83,766	154,972	238,039	9,833	21,371	117,344
Australia.....	540	27,254	1,254	19,019	763	39,794	8,177	8,502	16,659	1,090	2,207	8,542
China.....	3	89	2	73	1	153	2	7	10	D	3	8
Hong Kong.....	20	6,493	278	5,502	160	10,754	948	1,004	1,946	78	242	1,428
India.....	27	3,332	156	2,406	88	5,356	470	698	1,161	D	189	639
Japan.....	1,501	325,933	16,186	240,139	10,645	491,262	66,855	127,343	193,628	6,777	16,213	90,397
Korea, Republic of.....	38	12,426	715	9,391	508	20,070	3,044	8,170	11,239	1,569	895	8,567
Singapore.....	27	6,792	367	4,694	203	10,822	670	1,129	1,807	53	487	506
Taiwan.....	35	7,657	418	5,005	205	10,352	3,048	6,911	9,838	195	912	6,922
Other.....	37	4,904	197	3,704	121	7,783	553	1,208	1,749	36	222	334
Indonesia.....	1	b	D	b	D	D	D	D	D	D	D	D
Malaysia.....	12	h	D	g	D	D	D	D	D	D	D	D
New Zealand.....	22	1,823	80	1,403	48	3,033	211	826	1,023	D	134	119
Pakistan.....	1	c	D	c	D	D	D	D	D	D	D	D
Philippines.....	1	b	D	b	D	D	D	D	D	D	D	D
United States	142	30,706	1,869	20,163	1,041	42,257	10,461	41,471	51,616	2,599	4,193	19,070
European Union (27).....	5,375	793,822	43,370	547,751	25,214	1,113,054	215,440	296,338	507,065	14,807	54,201	236,962
OPEC (12).....	90	13,468	751	8,815	437	18,319	7,034	22,367	29,124	410	2,138	7,976

Table M1.8 Number of Foreign-Owned Establishments, Country of UBO by Selected Industry

Country	Total	Selected industries													
		Food	Beverages and tobacco products	Paper	Printing and related support activities	Petroleum and coal products	Chemical products	Plastics and rubber products	Nonmetallic mineral products	Primary metals	Fabricated metal products	Machinery	Computer and electronic products	Electrical equipment and appliances	Transportation equipment
		NAICS code													
		311	312	322	323	324	325	326	327	331	332	333	334	335	336
All countries.....	10,176	610	165	233	133	440	1,305	623	2,397	327	835	842	509	275	728
Canada	684	79	38	59	69	11	75	61	32	17	40	45	16	7	52
Europe	5,955	269	100	82	56	372	829	358	1,357	188	499	527	315	158	322
Belgium	104	3	0	0	0	0	23	11	23	11	7	12	2	1	4
Denmark	57	9	0	0	0	0	17	0	0	0	1	18	5	3	0
Finland	122	0	0	36	0	0	18	10	0	3	9	27	3	2	4
France	928	49	14	5	3	129	133	72	268	3	17	27	53	42	46
Germany	1,270	7	0	1	13	12	272	68	181	29	108	161	66	41	132
Ireland	583	38	1	0	0	154	7	6	333	9	13	4	1	0	1
Italy	201	3	2	2	1	2	12	16	77	8	20	29	7	8	4
Netherlands	299	43	1	4	7	8	86	11	9	3	22	16	27	12	8
Spain	47	4	4	3	0	0	9	2	12	2	1	4	2	0	3
Sweden	294	2	4	16	0	0	18	39	44	21	39	54	11	10	13
Switzerland	525	67	26	5	16	21	84	25	118	10	33	45	16	18	10
United Kingdom	1,256	40	48	8	16	46	106	87	185	59	206	114	117	20	89
Other	269	4	0	2	0	0	44	11	107	30	23	16	5	1	8
Austria	74	1	0	2	0	0	5	6	20	5	16	8	3	0	3
Cyprus	1	0	0	0	0	0	0	0	0	0	0	1	0	0	0
Greece	77	0	0	0	0	0	0	0	76	0	0	1	0	0	0
Hungary	1	0	0	0	0	0	0	0	0	0	0	0	0	0	1
Iceland	11	1	0	0	0	0	2	3	0	0	0	1	0	0	0
Liechtenstein	2	1	0	0	0	0	0	0	0	0	0	0	0	0	0
Luxembourg	58	0	0	0	0	0	34	2	11	2	3	0	0	0	1
Norway	31	1	0	0	0	0	3	0	0	16	3	4	1	0	2
Poland	1	0	0	0	0	0	0	0	0	0	0	0	0	0	0
Portugal	2	0	0	0	0	0	0	0	0	0	0	0	1	0	0
Russia	10	0	0	0	0	0	0	0	7	1	1	0	1	0	0
Turkey	1	0	0	0	0	0	0	0	0	0	0	0	0	0	1
Latin America and Other Western Hemisphere	1,013	52	0	5	1	17	21	10	575	46	109	61	36	45	5
South and Central America	763	52	0	2	1	17	6	3	573	35	63	4	0	0	1
Brazil	80	10	0	0	0	1	0	2	7	25	35	0	0	0	0
Mexico	530	41	0	1	1	10	5	1	438	10	22	0	0	0	0
Venezuela	7	0	0	1	0	6	0	0	0	0	0	0	0	0	0
Other	146	1	0	0	0	0	1	0	128	0	6	4	0	0	1
Chile	5	0	0	0	0	0	0	0	0	0	0	0	0	0	0
Colombia	129	1	0	0	0	0	0	0	128	0	0	0	0	0	0
Panama	11	0	0	0	0	0	0	0	0	0	6	4	0	0	1
Uruguay	1	0	0	0	0	0	1	0	0	0	0	0	0	0	0
Other Western Hemisphere	250	0	0	3	0	0	15	7	2	11	46	57	36	45	4
Bermuda	230	0	0	3	0	0	12	6	0	11	45	51	33	44	3
United Kingdom Islands, Caribbean	8	0	0	0	0	0	2	1	0	0	0	2	2	0	1
Other	12	0	0	0	0	0	1	0	2	0	1	4	1	1	0
Netherlands Antilles	12	0	0	0	0	0	1	0	2	0	1	4	1	1	0
Africa	11	0	0	5	0	1	2	0	1	2	0	0	0	0	0
South Africa	10	0	0	5	0	1	2	0	1	1	0	0	0	0	0
Other	1	0	0	0	0	0	0	0	0	1	0	0	0	0	0
Liberia	1	0	0	0	0	0	0	0	0	1	0	0	0	0	0
Middle East	143	36	0	10	1	5	33	1	0	4	10	10	8	0	10
Israel	37	0	0	0	0	2	25	0	0	0	0	0	5	0	0
Saudi Arabia	15	0	0	0	0	1	7	0	0	0	0	0	1	0	0
United Arab Emirates	27	0	0	0	0	0	0	0	0	3	10	9	1	0	4
Other	64	36	0	10	1	2	1	1	0	1	0	1	1	0	6
Bahrain	11	0	0	0	0	2	1	1	0	1	0	1	0	0	3
Kuwait	39	36	0	0	0	0	0	0	0	0	0	0	0	0	3
Lebanon	13	0	0	10	0	0	0	0	0	0	0	0	1	0	0
Qatar	1	0	0	0	1	0	0	0	0	0	0	0	0	0	0
Asia and Pacific	2,228	153	26	51	5	32	310	174	426	70	175	186	129	65	331
Australia	540	32	8	33	1	19	69	30	306	1	28	6	0	0	1
China	3	0	0	0	0	0	1	0	0	0	0	1	0	0	0
Hong Kong	20	0	0	2	0	0	0	0	0	1	0	4	1	7	1
India	27	1	2	0	0	7	3	5	0	1	4	0	1	1	0
Japan	1,501	111	16	11	4	6	226	133	120	64	129	150	103	54	304
Korea, Republic of	38	0	0	0	0	0	1	1	0	3	7	9	7	0	8
Singapore	27	1	0	0	0	0	0	0	0	3	2	8	0	0	12
Taiwan	35	1	0	0	0	0	9	5	0	0	3	1	9	1	5
Other	37	7	0	5	0	0	1	0	0	0	1	13	0	2	0
Indonesia	1	0	0	0	0	0	1	0	0	0	0	0	0	0	0
Malaysia	12	0	0	0	0	0	0	0	0	0	0	12	0	0	0
New Zealand	22	7	0	5	0	0	0	0	0	0	1	1	0	1	0
Pakistan	1	0	0	0	0	0	0	0	0	0	0	0	0	0	0
Philippines	1	0	0	0	0	0	0	0	0	0	0	0	0	1	0
United States	142	21	1	21	1	2	35	19	6	0	2	13	5	0	8
European Union (27)	5,375	199	74	77	40	351	740	330	1,239	155	462	476	298	139	309
OPEC (12)	90	36	0	1	1	7	8	0	0	3	10	9	2	0	7

Table M1.9 Employment of Foreign-Owned Establishments, Country of UBO by Selected Industry
(Number of employees)

Country	Total	Selected industries													
		Food	Beverages and tobacco products	Paper	Printing and related support activities	Petroleum and coal products	Chemical products	Plastics and rubber products	Non-metallic mineral products	Primary metals	Fabricated metal products	Machinery	Computer and electronic products	Electrical equipment and appliances	Transportation equipment
		NAICS code													
		311	312	322	323	324	325	326	327	331	332	333	334	335	336
All countries	1,598,163	112,828	28,192	45,389	34,720	21,588	173,278	101,278	99,367	85,705	110,666	142,774	134,513	66,697	331,805
Canada	130,373	j	h	9,736	21,675	f	8,001	6,512	h	h	h	6,098	6,116	1,480	33,669
Europe	901,825	52,817	22,213	18,341	12,367	15,001	118,967	55,362	66,357	54,154	64,610	87,388	81,456	39,939	140,957
Belgium.....	11,803	e	0	0	0	0	2,262	1,543	1,338	1,452	863	2,063	b	b	868
Denmark.....	8,791	1,062	0	0	0	0	2,355	0	0	0	b	2,782	g	f	0
Finland.....	19,506	0	0	11,419	0	0	725	1,268	0	e	g	2,356	e	b	e
France.....	118,458	6,501	h	e	e	2,854	12,958	17,617	16,374	e	3,145	2,673	15,090	11,111	16,822
Germany.....	242,545	f	0	b	5,035	421	35,125	9,700	8,611	7,219	13,919	29,202	19,159	9,526	86,038
Ireland.....	21,686	3,522	a	0	0	g	g	e	j	f	g	7,660	1,681	0	b
Italy.....	28,099	e	c	f	b	b	1,387	2,631	5,176	2,393	2,994	2,493	1,681	g	823
Netherlands.....	54,760	8,205	f	c	f	h	11,351	1,492	g	e	g	2,493	11,704	g	1,097
Spain.....	7,282	f	g	c	0	0	1,209	f	f	g	b	e	f	0	509
Sweden.....	53,132	c	f	h	0	0	792	3,002	1,641	4,022	8,123	13,618	1,201	i	h
Switzerland.....	95,483	23,719	h	f	h	e	29,904	2,685	4,789	g	2,677	6,456	2,469	h	823
United Kingdom.....	213,936	6,966	12,554	g	h	i	17,049	13,482	8,214	23,972	27,513	16,272	27,445	g	27,705
Other.....	26,344	f	0	e	0	0	h	g	5,039	i	g	g	e	e	g
Austria.....	6,644	c	0	e	0	0	c	e	g	e	g	f	c	0	f
Cyprus.....	a	0	0	0	0	0	0	0	0	0	0	a	0	0	0
Greece.....	g	0	0	0	0	0	0	0	g	0	0	b	0	0	0
Hungary.....	e	0	0	0	0	0	0	0	0	0	0	0	0	0	e
Iceland.....	g	f	0	0	0	0	f	c	0	0	0	c	0	0	0
Liechtenstein.....	b	a	0	0	0	0	0	0	0	0	0	0	0	0	0
Luxembourg.....	4,188	a	0	0	0	0	g	e	f	c	b	0	0	0	b
Norway.....	h	a	0	0	0	0	c	0	0	h	c	c	b	0	c
Poland.....	a	0	0	0	0	0	0	0	0	0	0	0	0	0	0
Portugal.....	c	0	0	0	0	0	0	0	0	0	0	0	c	0	0
Russia.....	i	0	0	0	0	0	0	0	0	6,023	b	a	0	e	0
Turkey.....	c	0	0	0	0	0	0	0	0	0	0	0	0	0	c
Latin America and Other Western Hemisphere	118,096	26,934	0	g	a	h	h	g	9,192	12,432	j	j	10,954	10,280	g
South and Central America.....	57,863	26,934	0	b	a	h	e	c	i	9,562	i	c	0	0	c
Brazil.....	23,980	j	0	0	0	e	0	c	e	6,564	g	0	0	0	0
Mexico.....	k	0	0	b	a	b	e	a	i	2,998	2,497	0	0	0	0
Venezuela.....	h	0	0	a	0	h	0	0	0	0	0	0	0	0	0
Other.....	i	c	0	0	0	0	c	0	g	0	h	c	0	0	c
Chile.....	f	0	0	0	0	0	0	0	0	0	0	0	0	0	0
Colombia.....	g	c	0	0	0	0	0	0	g	0	0	0	0	0	0
Panama.....	h	0	0	0	0	0	0	0	0	0	h	c	0	0	c
Uruguay.....	c	0	0	0	0	0	c	0	0	0	0	0	0	0	0
Other Western Hemisphere.....	60,233	0	0	g	0	0	h	g	b	2,870	i	10,590	10,954	10,280	g
Bermuda.....	55,322	0	0	g	0	0	h	g	0	2,870	i	0	g	j	g
United Kingdom Islands, Caribbean.....	2,746	0	0	0	0	0	e	c	0	0	c	i	0	0	c
Other.....	2,165	0	0	0	0	0	a	0	b	0	b	f	e	c	0
Netherlands Antilles.....	2,165	0	0	0	0	0	a	0	b	0	b	f	e	c	0
Africa	3,272	0	0	g	0	c	e	0	b	e	0	0	0	0	0
South Africa.....	h	0	0	g	0	c	e	0	b	b	0	0	0	0	0
Other.....	e	0	0	0	0	0	0	0	0	e	0	0	0	0	0
Liberia.....	e	0	0	0	0	0	0	0	0	e	0	0	0	0	0
Middle East	19,011	g	0	f	a	544	6,216	a	0	e	g	f	334	0	h
Israel.....	h	0	0	0	0	e	h	0	0	0	0	0	e	0	0
Saudi Arabia.....	i	0	0	0	0	c	h	0	0	0	0	0	a	0	0
United Arab Emirates.....	h	0	0	0	0	0	0	0	0	e	g	f	a	0	e
Other.....	i	g	0	f	a	c	a	a	0	b	0	e	b	0	g
Bahrain.....	h	0	0	0	0	c	a	a	0	b	0	e	0	0	g
Kuwait.....	h	g	0	0	0	0	0	0	0	0	0	0	0	0	f
Lebanon.....	g	0	0	f	0	0	0	0	0	0	0	0	b	0	0
Qatar.....	a	0	0	0	a	0	0	0	0	0	0	0	0	0	0
Asia and Pacific	394,880	15,277	2,401	i	e	586	29,647	34,443	19,865	14,348	25,950	35,438	31,857	14,998	150,684
Australia.....	27,254	f	g	h	a	c	i	h	0	f	3,031	e	0	0	a
China.....	89	0	0	0	0	0	a	0	0	0	0	a	0	0	0
Hong Kong.....	6,493	0	0	e	0	0	0	0	0	f	0	g	f	2,612	c
India.....	3,332	c	b	0	0	c	e	f	0	e	865	0	c	e	0
Japan.....	325,933	14,039	g	e	e	e	20,543	28,431	j	11,361	20,103	26,953	25,129	11,428	142,182
Korea, Republic of.....	12,426	0	0	0	0	0	b	c	0	g	432	g	0	0	h
Singapore.....	6,792	a	0	0	0	0	0	0	0	0	0	e	g	0	h
Taiwan.....	7,657	b	0	0	0	0	h	1,890	0	0	c	b	1,714	c	f
Other.....	4,904	e	0	e	0	0	b	0	0	0	b	h	0	e	0
Indonesia.....	b	0	0	0	0	0	b	0	0	0	0	0	0	0	0
Malaysia.....	h	0	0	0	0	0	0	0	0	0	0	h	0	0	0
New Zealand.....	1,823	e	0	e	0	0	0	0	0	0	b	c	0	e	0
Pakistan.....	c	0	0	0	0	0	0	0	0	0	0	0	0	0	0
Philippines.....	b	0	0	0	0	0	0	0	0	0	0	0	0	b	0
United States	30,706	g	e	i	c	g	6,489	h	g	0	c	g	3,796	0	g
European Union (27).....	793,822	28,506	j	17,604	i	j	88,006	52,441	61,568	42,980	61,718	80,659	78,930	k	139,786
OPEC (12).....	13,468	g	0	a	a	h	h	0	0	e	g	f	a	0	g

NOTE: The following ranges are given in employment cells that are suppressed: a—0 to 19; b—20 to 99; c—100 to 249; e—250 to 499; f—500 to 999; g—1,000 to 2,499; h—2,500 to 4,999; i—5,000 to 9,999; j—10,000 to 24,999; k—25,000 to 49,999; l—50,000 to 99,999; m—100,000 or more.

Table M1.10 Value Added by Manufactures of Foreign-Owned Establishments, Country by Selected Industry
(Millions of dollars)

Country	Total	Selected industries													
		Food	Beverages and tobacco products	Paper	Printing and related support activities	Petroleum and coal products	Chemical products	Plastics and rubber products	Nonmetallic mineral products	Primary metals	Fabricated metal products	Machinery	Computer and electronic products	Electrical equipment and appliances	Transportation equipment
		NAICS code													
		311	312	322	323	324	325	326	327	331	332	333	334	335	336
All countries	415,500	26,258	16,885	8,588	4,100	28,066	117,914	14,085	22,753	22,796	18,985	21,983	27,025	12,088	58,436
Canada	23,851	D	D	1,593	2,223	D	3,044	895	D	D	D	762	854	431	5,485
Europe	263,056	15,785	14,134	3,704	1,797	18,441	92,216	6,954	13,700	16,180	11,240	12,742	16,920	7,045	21,934
Belgium.....	2,559	D	0	0	0	0	1,218	270	291	288	152	196	D	D	-10
Denmark.....	1,940	243	0	0	0	0	898	0	0	0	D	316	D	D	0
Finland.....	4,003	0	0	2,445	0	0	259	153	0	D	D	360	D	D	D
France.....	26,708	1,661	D	D	D	1,632	5,397	1,754	3,986	D	544	511	4,092	2,193	2,356
Germany.....	54,068	D	D	D	639	157	23,841	1,334	2,011	1,380	2,022	3,983	3,369	1,637	11,220
Ireland.....	3,624	863	D	D	0	D	D	D	D	D	D	D	D	0	D
Italy.....	5,541	D	D	D	D	D	373	440	1,138	-50	418	1,695	287	D	121
Netherlands.....	24,717	2,062	D	D	D	D	9,802	165	D	D	D	379	3,298	D	128
Spain.....	873	D	D	D	0	0	209	D	D	D	D	D	D	0	54
Sweden.....	9,810	D	D	D	0	0	518	342	265	1,934	1,433	1,634	188	D	D
Switzerland.....	44,994	6,658	D	D	D	D	29,503	369	1,339	D	393	990	402	D	118
United Kingdom.....	79,254	3,590	11,082	D	D	D	19,548	1,855	1,234	9,035	5,135	2,396	4,845	D	6,673
Other.....	4,964	D	0	D	0	0	D	D	771	D	D	D	D	D	D
Austria.....	927	D	0	D	0	0	D	D	D	D	D	D	D	0	D
Cyprus.....	D	0	0	0	0	0	0	0	0	0	0	0	0	0	0
Greece.....	D	0	0	0	0	0	0	0	D	0	0	D	0	0	0
Hungary.....	D	0	0	0	0	0	0	0	0	0	0	0	0	0	0
Iceland.....	D	D	0	0	0	0	D	D	0	0	0	D	0	0	D
Liechtenstein.....	D	D	0	0	0	0	0	0	0	0	0	0	0	0	0
Luxembourg.....	860	0	0	0	0	0	D	D	D	D	D	0	0	0	D
Norway.....	D	D	0	0	0	0	D	0	0	D	D	D	0	0	D
Poland.....	D	0	0	0	0	0	0	0	0	0	0	0	0	0	0
Portugal.....	D	0	0	0	0	0	0	0	0	0	0	0	0	0	0
Russia.....	D	0	0	0	0	0	0	0	0	1,686	D	D	0	D	0
Turkey.....	D	0	0	0	0	0	0	0	0	0	0	0	0	0	D
Latin America and Other Western Hemisphere	26,730	2,746	0	D	D	D	D	D	2,506	2,814	D	D	2,706	1,940	D
South and Central America.....	14,283	2,746	D	D	D	D	D	D	D	2,461	D	D	0	0	D
Brazil.....	2,360	D	0	0	0	D	D	D	D	1,379	D	0	0	0	0
Mexico.....	D	0	D	D	D	D	D	D	D	1,082	871	0	0	0	0
Venezuela.....	D	0	D	0	0	D	0	0	0	0	0	0	0	0	0
Other.....	D	0	0	0	0	0	D	0	D	0	D	0	0	0	D
Chile.....	D	0	0	0	0	0	0	0	0	0	0	0	0	0	0
Colombia.....	D	0	0	0	0	0	0	0	D	0	0	0	0	0	0
Panama.....	D	0	0	0	0	0	0	0	0	0	D	0	0	0	D
Uruguay.....	D	0	0	0	0	0	D	0	0	0	0	0	0	0	0
Other Western Hemisphere.....	12,447	0	0	D	0	0	D	D	0	354	D	1,437	2,706	1,940	D
Bermuda.....	11,085	0	0	D	0	0	D	D	0	354	D	D	D	D	D
United Kingdom Islands, Caribbean.....	795	0	0	0	0	0	D	D	0	0	0	D	0	0	D
Other.....	567	0	0	0	0	0	D	0	D	0	D	D	D	D	0
Netherlands Antilles.....	567	0	0	0	0	0	0	0	D	0	D	D	D	D	0
Africa	1,129	0	0	D	0	D	D	0	D	D	0	0	0	0	0
South Africa.....	D	0	0	D	0	D	D	0	D	D	0	0	0	0	0
Other.....	D	0	0	0	0	0	0	0	0	0	0	0	0	0	0
Liberia.....	D	0	0	0	0	0	0	0	0	D	0	0	0	0	0
Middle East	6,508	D	0	D	D	1,800	3,196	D	0	D	D	D	67	0	D
Israel.....	D	0	0	0	0	0	D	0	0	0	0	0	0	0	0
Saudi Arabia.....	D	0	0	0	0	D	D	0	0	0	0	0	0	0	0
United Arab Emirates.....	D	0	0	0	0	0	0	0	0	0	D	D	0	0	D
Other.....	D	0	0	D	D	D	D	D	0	D	0	D	D	0	D
Bahrain.....	D	0	0	0	0	D	D	0	0	D	0	D	0	0	D
Kuwait.....	D	0	0	0	0	0	0	0	0	0	0	0	0	0	D
Lebanon.....	D	0	0	D	0	0	0	0	0	0	0	0	D	0	0
Qatar.....	D	0	0	0	D	0	0	0	0	0	0	0	0	0	0
Asia and Pacific	83,766	3,142	668	D	D	548	12,883	5,527	5,924	2,740	4,109	6,678	6,149	2,672	30,060
Australia.....	8,177	D	D	D	D	D	D	D	D	D	899	D	0	0	D
China.....	2	0	0	0	0	0	D	0	0	0	0	D	0	0	0
Hong Kong.....	948	0	0	D	0	0	0	0	0	0	0	D	0	0	0
India.....	470	D	D	0	0	D	D	D	0	D	71	0	D	269	D
Japan.....	66,855	2,900	D	D	D	D	9,549	4,405	D	2,356	2,899	5,212	4,469	2,164	28,801
Korea, Republic of.....	3,044	D	0	0	0	0	D	D	D	D	67	D	D	0	D
Singapore.....	670	D	0	0	0	0	0	0	0	0	D	D	D	0	D
Taiwan.....	3,048	D	0	0	0	0	D	387	0	D	D	D	292	D	D
Other.....	553	D	0	D	0	0	D	0	0	0	D	0	0	0	0
Indonesia.....	D	0	0	0	0	0	D	0	0	0	0	0	0	0	0
Malaysia.....	D	0	0	0	0	0	0	0	0	0	0	0	0	0	0
New Zealand.....	211	D	0	D	0	0	0	0	0	0	D	D	0	D	0
Pakistan.....	D	0	0	0	0	0	0	0	0	0	0	0	0	0	0
Philippines.....	D	0	0	0	0	0	0	0	0	0	0	0	0	D	0
United States	10,461	D	D	D	D	D	4,752	D	D	0	D	D	331	0	D
European Union (27).....	215,440	9,032	D	3,576	D	D	62,615	6,565	12,361	13,445	10,803	11,700	16,513	D	21,784
OPEC (12).....	7,034	D	0	D	D	D	D	0	0	D	D	D	D	0	D

Table M1.11 Value of Shipments of Foreign-Owned Establishments, Country of UBO by Selected Industry

(Millions of dollars)

Country	Total	Selected industries													
		Food	Beverages and tobacco products	Paper	Printing and related support activities	Petroleum and coal products	Chemical products	Plastics and rubber products	Nonmetallic mineral products	Primary metals	Fabricated metal products	Machinery	Computer and electronic products	Electrical equipment and appliances	Transportation equipment
		NAICS code													
		311	312	322	323	324	325	326	327	331	332	333	334	335	336
All countries	1,019,472	65,743	26,553	20,888	7,039	119,394	231,144	34,267	39,335	64,924	38,406	56,859	51,348	25,678	208,910
Canada	54,605	D	D	4,041	3,916	D	7,124	2,139	D	D	D	1,730	1,379	710	12,940
Europe	581,271	33,723	20,977	9,113	2,913	68,476	162,212	17,763	23,931	43,240	21,399	33,361	29,681	14,679	81,801
Belgium.....	7,100	D	0	0	0	0	3,073	722	564	1,042	275	855	D	D	209
Denmark.....	4,018	438	0	0	0	0	1,662	0	0	0	D	1,046	D	D	0
Finland.....	10,224	0	0	6,003	0	0	710	352	0	D	D	1,169	D	D	D
France.....	59,061	4,037	D	D	D	8,205	11,422	6,639	6,953	D	748	1,090	7,013	3,961	4,816
Germany.....	141,151	D	0	D	1,015	376	40,056	3,309	3,670	2,871	4,289	11,035	6,596	3,544	60,099
Ireland.....	8,214	2,789	D	0	0	D	D	D	D	D	D	D	D	0	D
Italy.....	13,911	D	D	D	D	D	1,252	914	1,984	1,000	839	4,840	599	D	274
Netherlands.....	63,491	4,511	D	D	D	D	23,868	324	D	D	D	808	5,378	D	319
Spain.....	4,616	D	D	D	0	0	469	D	D	D	D	D	D	D	114
Sweden.....	23,129	D	D	D	D	D	824	751	520	4,067	2,339	4,932	371	D	D
Switzerland.....	67,058	13,882	D	D	D	D	36,590	734	2,396	D	689	2,286	770	D	253
United Kingdom.....	167,181	6,407	16,449	D	D	D	40,603	3,485	2,085	21,713	10,048	4,725	8,220	D	11,957
Other.....	12,118	D	0	D	0	0	D	D	1,383	D	D	D	D	D	D
Austria.....	2,039	D	0	D	0	0	D	D	D	D	D	D	D	0	D
Cyprus.....	D	0	0	0	0	0	0	0	0	0	0	0	0	0	0
Greece.....	D	0	0	0	0	0	0	0	D	0	0	D	0	0	0
Hungary.....	D	0	0	0	0	0	0	0	0	0	0	0	0	0	D
Iceland.....	D	D	0	0	0	0	D	D	0	0	0	D	0	0	0
Liechtenstein.....	D	D	0	0	0	0	0	0	0	0	0	0	0	0	0
Luxembourg.....	1,993	0	0	0	0	0	D	D	D	D	D	0	0	0	D
Norway.....	D	D	0	0	0	0	0	0	0	D	D	D	D	0	D
Poland.....	D	0	0	0	0	0	0	0	0	0	0	0	0	0	0
Portugal.....	D	0	0	0	0	0	0	0	0	0	0	0	0	0	0
Russia.....	D	0	0	0	0	0	0	0	0	4,698	D	D	0	D	0
Turkey.....	D	0	0	0	0	0	0	0	0	0	0	0	0	0	D
Latin America and Other Western Hemisphere	80,767	10,544	0	D	D	D	D	D	4,728	9,799	D	D	4,920	4,111	D
South and Central America.....	57,473	10,544	0	D	D	D	D	D	D	8,733	D	D	0	0	D
Brazil.....	19,415	D	0	0	0	D	0	D	D	6,437	D	0	0	0	0
Mexico.....	D	D	0	D	D	D	D	D	D	2,296	1,437	0	0	0	0
Venezuela.....	D	0	0	D	0	D	0	0	0	0	0	0	0	0	0
Other.....	D	D	0	0	0	0	D	0	D	0	D	D	0	0	D
Chile.....	D	0	0	0	0	0	0	0	0	0	0	0	0	0	0
Colombia.....	D	D	0	0	0	0	0	0	D	0	0	0	0	0	0
Panama.....	D	0	0	0	0	0	0	0	0	0	D	0	0	0	D
Uruguay.....	D	0	0	0	0	0	0	0	0	0	0	0	0	0	0
Other Western Hemisphere.....	23,294	0	0	D	0	D	D	D	D	1,066	3,149	4,920	4,111	D	D
Bermuda.....	19,942	0	0	D	0	0	0	D	0	1,066	D	D	D	D	D
United Kingdom Islands, Caribbean.....	2,451	0	0	0	0	0	D	D	0	0	0	D	D	0	D
Other.....	901	0	0	0	0	0	0	0	D	0	D	D	D	D	0
Netherlands Antilles.....	901	0	0	0	0	0	D	0	D	0	D	D	D	D	0
Africa	3,099	0	0	D	0	D	D	0	D	D	0	0	0	0	0
South Africa.....	D	0	0	D	0	D	0	0	D	D	0	0	0	0	0
Other.....	D	0	0	0	0	0	0	0	0	0	0	0	0	0	0
Liberia.....	D	0	0	0	0	0	0	0	0	D	0	0	0	0	0
Middle East	10,075	D	0	D	D	2,377	4,626	D	0	D	D	D	126	0	D
Israel.....	D	0	0	0	0	D	D	D	0	0	0	0	0	0	0
Saudi Arabia.....	D	0	0	0	0	D	0	0	0	0	0	0	D	0	0
United Arab Emirates.....	D	0	0	0	0	0	0	0	0	D	D	D	D	0	D
Other.....	D	D	0	D	D	D	D	D	D	D	0	D	D	0	D
Bahrain.....	D	0	0	0	0	D	D	D	0	D	0	D	0	0	D
Kuwait.....	D	D	0	0	0	0	0	0	0	0	0	0	0	0	D
Lebanon.....	D	0	0	D	0	0	0	0	0	0	0	0	D	0	0
Qatar.....	D	0	0	0	D	0	0	0	0	0	0	0	0	0	0
Asia and Pacific	238,039	8,601	1,770	D	D	1,024	27,881	12,923	9,529	8,727	10,732	17,848	14,640	6,179	111,902
Australia.....	16,659	D	D	D	D	D	D	D	D	D	2,070	D	0	0	D
China.....	10	0	0	0	0	0	D	0	D	0	0	D	0	0	D
Hong Kong.....	1,946	0	0	0	0	0	0	0	0	0	0	D	D	594	D
India.....	1,161	D	D	0	0	D	D	D	0	D	162	0	D	D	0
Japan.....	193,628	7,398	D	D	D	D	16,981	9,781	D	6,128	7,742	14,339	11,840	5,166	105,503
Korea, Republic of.....	11,239	0	0	0	0	0	D	D	0	0	193	D	D	0	D
Singapore.....	1,807	D	0	0	0	0	0	0	0	0	D	D	D	0	D
Taiwan.....	9,838	D	0	0	0	0	0	920	0	0	D	D	451	D	D
Other.....	1,749	D	0	D	0	0	D	0	0	0	D	D	0	D	0
Indonesia.....	D	0	0	0	0	0	D	0	0	0	0	0	0	0	0
Malaysia.....	D	0	0	0	0	0	0	0	0	0	0	0	0	0	0
New Zealand.....	1,023	D	0	0	0	0	0	0	0	0	D	D	0	D	0
Pakistan.....	D	0	0	0	0	0	0	0	0	0	0	0	0	0	0
Philippines.....	D	0	0	0	0	0	0	0	0	0	0	0	0	D	0
United States	51,616	D	D	D	D	D	25,692	D	D	0	D	D	602	0	D
European Union (27).....	507,065	19,471	D	8,870	D	D	125,334	16,994	21,535	35,647	20,625	30,982	28,905	D	81,474
OPEC (12).....	29,124	D	0	D	D	D	D	0	0	D	D	D	D	0	D

Table M1.12 Number of Foreign-Owned Establishments, Industry by Country of UBO—Continues

NAICS code	Industry	All countries	Canada	France	Germany	Netherlands	Switzerland	United Kingdom	Japan	Other	Addendum: European Union
31–33	Manufacturing	10,176	684	928	1,270	299	525	1,256	1,501	3,713	5,375
311	Food manufacturing	610	79	49	7	43	67	40	111	214	199
3111	Animal food manufacturing	71	4	10	0	0	16	1	6	34	13
3112	Grain and oilseed milling	74	2	1	1	4	0	14	14	38	30
3113	Sugar and confectionery product manufacturing	22	0	1	0	0	13	2	2	4	7
3114	Fruit and vegetable preserving and specialty	56	15	2	0	4	9	7	15	4	16
3115	Dairy product manufacturing	87	15	21	0	11	15	4	4	17	46
3116	Animal slaughtering and processing	28	1	0	0	5	0	2	8	12	8
3117	Seafood product preparation and packaging	22	5	0	0	0	0	0	14	3	0
3118	Bakeries and tortilla manufacturing	147	33	2	2	5	2	1	26	76	18
3119	Other food manufacturing	103	4	12	4	14	12	9	22	26	61
312	Beverage and tobacco product manufacturing	165	38	14	0	1	26	48	16	22	74
3121	Beverage manufacturing	148	38	14	0	1	26	39	16	14	57
3122	Tobacco manufacturing	17	0	0	0	0	0	9	0	8	17
313	Textile mills	79	5	9	8	11	3	10	8	25	54
3131	Fiber, yarn, and thread mills	11	1	0	0	1	0	4	2	3	6
3132	Fabric mills	50	4	6	8	8	2	5	3	14	37
3133	Textile and fabric finishing mills	18	0	3	0	2	1	1	3	8	11
314	Textile product mills	34	4	1	3	4	3	4	7	8	18
3141	Textile furnishings mills	7	2	0	0	2	1	0	2	0	2
3149	Other textile product mills	27	2	1	3	2	2	4	5	8	16
315	Apparel manufacturing	25	1	1	1	0	1	5	2	14	14
3151	Apparel knitting mills	6	1	0	0	0	0	0	1	4	4
3152	Cut and sew apparel manufacturing	18	0	1	0	0	1	5	1	10	9
3159	Accessories and other apparel manufacturing	1	0	0	1	0	0	0	0	0	1
316	Leather and allied product manufacturing	3	0	1	0	0	0	2	0	0	3
3169	Other leather product manufacturing	3	0	1	0	0	0	2	0	0	3
321	Wood product manufacturing	261	50	3	118	0	3	37	3	47	181
3211	Sawmills and wood preservation	42	28	0	2	0	2	2	2	6	4
3212	Plywood and engineered wood product mfg	45	10	1	4	0	1	18	1	10	25
3219	Other wood product manufacturing	174	12	2	112	0	0	17	0	31	152
322	Paper manufacturing	233	59	5	1	4	5	8	11	140	77
3221	Pulp, paper, and paperboard mills	56	15	0	0	0	1	1	2	37	27
3222	Converted paper product manufacturing	177	44	5	1	4	4	7	9	103	50
323	Printing and related support activities	133	69	3	13	7	16	16	4	5	40
3231	Printing and related support activities	133	69	3	13	7	16	16	4	5	40
324	Petroleum and coal products manufacturing	440	11	129	12	8	21	46	6	207	351
3241	Petroleum and coal products manufacturing	440	11	129	12	8	21	46	6	207	351
325	Chemical manufacturing	1,305	75	133	272	86	84	106	226	323	740
3251	Basic chemical manufacturing	346	27	70	60	22	7	36	52	72	220
3252	Resin, rubber, and artificial fibers mfg	141	7	20	17	6	13	5	26	47	71
3253	Agricultural chemical manufacturing	66	19	1	20	0	7	0	5	14	25
3254	Pharmaceutical and medicine manufacturing	281	5	9	92	11	29	18	15	102	156
3255	Paint, coating, and adhesive manufacturing	133	4	10	31	24	10	32	7	15	108
3256	Soap, cleaning compound, and toiletry mfg	109	7	16	31	15	5	9	16	10	76
3259	Other chemical product and preparation mfg	229	6	7	21	8	13	6	105	63	84
326	Plastics and rubber products manufacturing	623	61	72	68	11	25	87	133	166	330
3261	Plastics product manufacturing	444	59	33	54	8	21	68	65	136	230
3262	Rubber product manufacturing	179	2	39	14	3	4	19	68	30	100
327	Nonmetallic mineral product manufacturing	2,397	32	268	181	9	118	185	120	1,484	1,239
3271	Clay product and refractory manufacturing	90	2	6	4	0	0	28	4	46	66
3272	Glass and glass product manufacturing	144	11	25	17	1	5	0	41	44	79
3273	Cement and concrete product manufacturing	1,996	8	182	145	8	106	146	73	1,328	952
3274	Lime and gypsum product manufacturing	48	8	11	0	0	0	0	0	29	40
3279	Other nonmetallic mineral products	119	3	44	15	0	7	11	2	37	102
331	Primary metal manufacturing	327	17	3	29	3	10	59	64	142	155
3311	Iron and steel mills and ferroalloy mfg	71	1	2	1	0	0	19	4	44	33
3312	Steel product mfg. from purchased steel	96	0	1	3	1	0	21	24	46	57
3313	Alumina and aluminum production	46	8	0	4	1	7	2	6	18	9
3314	Other nonferrous metal production	68	3	0	12	0	2	16	12	23	41
3315	Foundries	46	5	0	9	1	1	1	18	11	15
332	Fabricated metal product manufacturing	835	40	17	108	22	33	206	129	280	462
3321	Forging and stamping	76	5	0	10	1	1	18	19	22	40
3322	Cutlery and handtool manufacturing	31	2	0	8	0	1	4	2	14	21
3323	Architectural and structural metals mfg	188	11	2	6	2	1	34	26	106	60
3324	Boiler, tank, and shipping container mfg	59	5	3	7	4	1	27	0	12	47
3325	Hardware manufacturing	44	0	1	4	0	4	8	7	20	26
3326	Spring and wire product manufacturing	35	0	1	10	0	2	3	6	13	22
3327	Machine shops and threaded product mfg	116	2	3	32	3	2	14	24	36	69
3328	Coating, engraving, and heat treating metals	126	10	2	6	8	16	60	12	12	78
3329	Other fabricated metal product manufacturing	160	5	5	25	4	5	38	33	45	99
333	Machinery manufacturing	842	45	27	161	16	45	114	150	284	476
3331	Ag., construction, and mining machinery mfg	117	3	4	10	1	3	7	15	74	56
3332	Industrial machinery manufacturing	130	8	8	25	8	15	10	28	28	72
3333	Commercial and service industry machinery	82	6	5	24	0	2	18	7	20	61
3334	HVAC and commercial refrigeration equipment	92	5	0	7	0	1	24	10	45	56
3335	Metalworking machinery manufacturing	117	12	5	24	3	3	11	35	24	59
3336	Turbine and power transmission equipment mfg	73	1	2	24	1	1	4	24	16	40
3339	Other general purpose machinery manufacturing	231	10	3	47	3	20	40	31	77	132

Table M1.12 Number of Foreign-Owned Establishments, Industry by Country of UBO—Table Ends

NAICS code	Industry	All countries	Canada	France	Germany	Netherlands	Switzerland	United Kingdom	Japan	Other	Addendum: European Union
334	Computer and electronic product manufacturing.....	509	16	53	66	27	16	117	103	111	298
3341	Computer and peripheral equipment mfg.....	28	0	1	4	1	0	3	4	15	13
3342	Communications equipment manufacturing.....	65	3	14	8	0	0	22	6	12	49
3343	Audio and video equipment manufacturing.....	14	0	1	1	0	0	0	12	0	2
3344	Semiconductor and electronic component mfg.....	147	7	16	12	8	1	28	32	43	68
3345	Electronic instrument manufacturing.....	233	2	18	39	18	14	63	38	41	160
3346	Magnetic media manufacturing and reproducing.....	22	4	3	2	0	1	1	11	0	6
335	Electrical equipment and appliance mfg.....	275	7	42	41	12	18	20	54	81	139
3351	Electric lighting equipment manufacturing.....	28	1	0	8	6	0	2	1	10	17
3352	Household appliance manufacturing.....	20	1	0	4	1	0	0	2	12	12
3353	Electrical equipment manufacturing.....	103	0	21	20	2	17	5	17	21	52
3359	Other electrical equipment and component mfg.....	124	5	21	9	3	1	13	34	38	58
336	Transportation equipment manufacturing.....	728	52	46	132	8	10	89	304	87	309
3361	Motor vehicle manufacturing.....	44	3	0	18	0	0	0	14	9	21
3362	Motor vehicle body and trailer manufacturing.....	23	3	0	3	0	0	2	2	13	6
3363	Motor vehicle parts manufacturing.....	499	29	16	102	5	10	28	268	41	175
3364	Aerospace product and parts manufacturing.....	107	12	28	4	2	0	45	4	12	81
3365	Railroad rolling stock manufacturing.....	16	4	1	4	0	0	0	5	2	7
3366	Ship and boat building.....	19	1	1	0	1	0	4	5	7	8
3369	Other transportation equipment manufacturing.....	20	0	0	1	0	0	10	6	3	11
337	Furniture and related product manufacturing.....	57	8	0	5	24	4	1	6	9	34
3371	Household and institutional furniture mfg.....	23	4	0	5	0	3	0	3	8	9
3372	Office furniture and fixtures manufacturing.....	9	4	0	0	0	1	0	3	1	0
3379	Other furniture-related product manufacturing.....	25	0	0	0	24	0	1	0	0	25
339	Miscellaneous manufacturing.....	295	15	52	44	3	17	56	44	64	182
3391	Medical equipment and supplies manufacturing.....	176	4	44	22	2	10	39	21	34	114
3399	Other miscellaneous manufacturing.....	119	11	8	22	1	7	17	23	30	68

Table M1.13 Employment of Foreign-Owned Establishments, Industry by Country of UBO—Continues
(Number of employees)

NAICS code	Industry	All countries	Canada	France	Germany	Netherlands	Switzerland	United Kingdom	Japan	Other	Addendum: European Union
31–33	Manufacturing	1,598,163	130,373	118,458	242,545	54,760	95,483	213,936	325,933	416,675	793,822
311	Food manufacturing	112,828	j	6,501	f	8,205	23,719	6,966	14,039	39,127	28,506
3111	Animal food manufacturing	6,385	f	f	0	0	h	b	e	f	f
3112	Grain and oilseed milling	9,537	a	e	c	f	0	2,661	g	3,873	4,679
3113	Sugar and confectionery product manufacturing	5,917	0	b	0	0	h	f	b	e	g
3114	Fruit and vegetable preserving and specialty	17,216	h	e	0	f	i	g	g	f	h
3115	Dairy product manufacturing	14,978	g	3,767	0	h	h	197	e	1,710	i
3116	Animal slaughtering and processing	19,399	e	0	0	c	0	f	h	f	f
3117	Seafood product preparation and packaging	4,844	f	0	0	0	0	0	h	f	0
3118	Bakeries and tortilla manufacturing	21,970	i	c	c	f	e	b	1,932	13,627	g
3119	Other food manufacturing	12,582	e	1,098	e	h	h	1,445	g	1,968	i
312	Beverage and tobacco product manufacturing	28,192	h	h	0	f	h	12,554	g	3,422	j
3121	Beverage manufacturing	j	h	h	0	f	h	i	g	j	j
3122	Tobacco manufacturing	h	0	0	0	0	0	h	0	g	h
313	Textile mills	11,044	f	g	g	g	e	g	1,364	2,778	i
3131	Fiber, yarn, and thread mills	1,718	b	0	0	c	0	f	c	e	g
3132	Fabric mills	6,867	f	g	g	893	c	f	571	1,641	i
3133	Textile and fabric finishing mills	2,459	0	e	0	e	c	e	f	f	g
314	Textile product mills	6,773	c	a	f	g	f	g	g	1,032	h
3141	Textile furnishings mills	1,744	c	0	0	f	f	0	e	0	f
3149	Other textile product mills	5,029	b	a	f	g	c	g	f	1,032	h
315	Apparel manufacturing	j	c	e	c	0	c	e	e	h	g
3151	Apparel knitting mills	1,425	0	0	0	0	0	0	c	g	g
3152	Cut and sew apparel manufacturing	3,898	0	e	0	0	c	e	e	h	f
3159	Accessories and other apparel manufacturing	c	0	0	c	0	0	0	0	0	c
316	Leather and allied product manufacturing	f	0	e	0	0	0	e	0	0	f
3169	Other leather product manufacturing	f	0	e	0	0	0	e	0	0	f
321	Wood product manufacturing	16,156	5,780	e	h	0	f	g	c	3,252	7,704
3211	Sawmills and wood preservation	4,458	3,732	0	b	0	e	b	c	c	c
3212	Plywood and engineered wood product manufacturing	3,370	g	b	c	0	e	f	a	1,008	f
3219	Other wood product manufacturing	8,328	g	e	h	0	0	f	0	g	i
322	Paper manufacturing	45,389	9,736	e	b	c	f	g	g	31,799	17,604
3221	Pulp, paper, and paperboard mills	19,312	3,996	0	0	0	e	a	e	14,754	j
3222	Converted paper product manufacturing	26,077	5,740	e	b	c	e	g	g	17,045	i
323	Printing and related support activities	34,720	21,675	e	5,035	f	h	h	e	e	i
3231	Printing and related support activities	34,720	21,675	e	5,035	f	h	h	e	e	i
324	Petroleum and coal products manufacturing	21,588	f	2,854	421	h	e	i	e	6,910	j
3241	Petroleum and coal products manufacturing	21,588	f	2,854	421	h	e	i	e	6,910	j
325	Chemical manufacturing	173,278	8,001	12,958	35,125	11,351	29,904	17,049	20,543	38,347	88,006
3251	Basic chemical manufacturing	32,769	g	h	8,759	3,288	g	3,651	3,944	7,169	21,058
3252	Resin, rubber, and artificial fibers manufacturing	17,135	e	1,598	1,958	f	f	e	h	i	6,542
3253	Agricultural chemical manufacturing	6,043	h	b	g	0	f	0	e	670	g
3254	Pharmaceutical and medicine manufacturing	70,104	f	3,844	12,245	2,163	8,716	3,621	14,547	30,024	g
3255	Paint, coating, and adhesive manufacturing	9,807	c	f	2,611	g	f	g	f	g	7,974
3256	Soap, cleaning compound, and toiletry manufacturing	19,683	g	h	5,730	2,593	g	1,534	g	2,523	j
3259	Other chemical product and preparation manufacturing	17,737	g	898	g	942	f	f	7,291	3,546	i
326	Plastics and rubber products manufacturing	101,278	6,512	17,617	9,700	1,492	2,685	13,482	28,431	21,359	52,441
3261	Plastics product manufacturing	56,629	i	h	5,984	g	g	9,208	10,758	16,126	27,450
3262	Rubber product manufacturing	44,649	b	j	3,716	e	e	4,274	17,673	5,233	24,991
327	Nonmetallic mineral product manufacturing	99,367	h	16,374	8,611	g	4,789	8,214	j	45,183	61,568
3271	Clay product and refractory manufacturing	8,381	c	g	c	0	0	g	e	4,183	6,656
3272	Glass and glass product manufacturing	24,083	g	5,996	g	c	f	0	7,368	i	12,865
3273	Cement and concrete product manufacturing	53,924	b	3,982	3,557	g	h	i	h	31,733	30,602
3274	Lime and gypsum product manufacturing	3,140	e	g	0	0	0	0	0	g	2,747
3279	Other nonmetallic mineral products	9,839	e	4,209	2,470	0	f	e	b	1,709	8,698
331	Primary metal manufacturing	85,705	h	e	7,219	e	g	23,972	11,361	36,155	42,980
3311	Iron and steel mills and ferroalloy manufacturing	40,831	c	b	b	0	0	j	1,531	18,998	22,817
3312	Steel product manufacturing from purchased steel	12,383	0	e	144	b	0	g	g	7,964	i
3313	Alumina and aluminum production	9,237	h	0	c	b	g	e	f	h	f
3314	Other nonferrous metal production	9,601	c	0	g	0	b	1,628	g	3,533	6,072
3315	Foundries	13,653	f	0	h	c	b	e	i	h	5,263
332	Fabricated metal product manufacturing	110,666	h	3,145	13,919	g	2,677	27,513	20,103	38,216	61,718
3321	Forging and stamping	11,145	e	0	g	b	b	2,795	h	2,702	i
3322	Cutlery and handtool manufacturing	3,901	b	0	807	0	e	f	b	1,922	h
3323	Architectural and structural metals manufacturing	24,209	g	c	844	b	a	6,819	3,149	11,837	10,378
3324	Boiler, tank, and shipping container manufacturing	10,194	f	f	f	e	b	3,023	0	4,172	5,898
3325	Hardware manufacturing	11,235	0	c	e	0	g	2,055	h	h	g
3326	Spring and wire product manufacturing	3,229	0	b	1,120	0	b	e	f	f	i
3327	Machine shops and threaded product manufacturing	12,029	c	c	2,580	c	c	2,187	2,240	3,634	7,221
3328	Coating, engraving, and heat treating metals	6,227	c	c	e	c	e	2,666	1,123	g	3,586
3329	Other fabricated metal product manufacturing	28,497	e	f	5,003	f	f	6,877	6,917	7,245	18,568

See the note at the end of the table.

Table M1.13 Employment of Foreign-Owned Establishments, Industry by Country of UBO—Table Ends

(Number of employees)

NAICS code	Industry	All countries	Canada	France	Germany	Netherlands	Switzerland	United Kingdom	Japan	Other	Addendum: European Union
333	Machinery manufacturing	142,774	6,098	2,673	29,202	2,493	6,456	16,272	26,953	52,627	80,659
3331	Agriculture, construction, and mining machinery manufacturing	32,797	c	f	3,399	a	e	1,020	5,274	21,874	19,247
3332	Industrial machinery manufacturing	13,537	531	e	3,708	1,959	g	800	g	2,402	8,695
3333	Commercial and service industry machinery	12,133	2,296	f	3,430	0	c	2,850	f	2,099	8,305
3334	HVAC and commercial refrigeration equipment	19,924	f	0	f	0	b	4,086	h	10,529	9,070
3335	Metalworking machinery manufacturing	11,735	1,327	f	g	b	e	1,044	h	2,446	6,001
3336	Turbine and power transmission equipment manufacturing	17,820	b	e	6,864	b	g	1,273	5,022	3,220	10,552
3339	Other general purpose machinery manufacturing	34,828	f	c	8,884	419	h	5,199	i	10,057	18,789
334	Computer and electronic product manufacturing	134,513	6,116	15,090	19,159	11,704	2,469	27,445	25,129	27,401	78,930
3341	Computer and peripheral equipment manufacturing	8,262	0	b	1,135	c	0	e	e	6,000	h
3342	Communications equipment manufacturing	11,967	c	3,760	g	0	0	3,102	2,106	1,360	8,906
3343	Audio and video equipment manufacturing	4,533	0	c	e	0	0	0	4,115	0	e
3344	Semiconductor and electronic component manufacturing	42,040	g	i	6,131	i	a	4,381	i	11,416	j
3345	Electronic instrument manufacturing	54,655	b	h	9,333	i	g	19,586	i	8,625	42,248
3346	Magnetic media manufacturing and reproducing	13,056	h	g	f	0	a	a	5,801	0	h
335	Electrical equipment and appliance manufacturing	66,697	1,480	11,111	9,526	g	h	g	11,428	24,499	k
3351	Electric lighting equipment manufacturing	6,786	e	0	h	g	0	c	b	g	h
3352	Household appliance manufacturing	13,586	c	0	g	e	0	0	f	11,011	9,916
3353	Electrical equipment manufacturing	23,051	0	i	h	c	h	e	h	h	j
3359	Other electrical equipment and component manufacturing	23,274	f	i	g	f	a	g	6,449	7,256	j
336	Transportation equipment manufacturing	331,805	33,669	16,822	86,038	1,097	823	27,705	142,182	23,469	139,786
3361	Motor vehicle manufacturing	86,918	g	0	k	0	0	0	k	i	39,726
3362	Motor vehicle body and trailer manufacturing	4,511	b	0	1,967	0	0	b	b	g	g
3363	Motor vehicle parts manufacturing	165,011	i	h	45,829	f	823	h	91,567	i	60,024
3364	Aerospace product and parts manufacturing	52,456	22,584	10,390	f	c	0	13,550	f	h	k
3365	Railroad rolling stock manufacturing	4,911	g	g	g	0	0	0	e	e	h
3366	Ship and boat building	4,330	a	e	0	c	0	g	g	e	h
3369	Other transportation equipment manufacturing	13,668	0	0	c	0	0	i	i	g	i
337	Furniture and related product manufacturing	11,588	1,834	0	h	h	e	b	g	g	7,426
3371	Household and institutional furniture manufacturing	6,632	g	0	h	0	e	0	f	1,092	2,924
3372	Office furniture and fixtures manufacturing	454	c	0	0	0	a	0	e	a	0
3379	Other furniture-related product manufacturing	4,502	0	0	0	h	0	b	0	0	4,502
339	Miscellaneous manufacturing	57,529	f	6,449	8,939	f	4,434	14,260	6,360	15,737	34,338
3391	Medical equipment and supplies manufacturing	37,728	c	4,857	4,982	b	h	11,593	g	10,322	22,239
3399	Other miscellaneous manufacturing	19,801	f	1,592	3,957	f	f	2,667	h	5,415	12,099

NOTE: The following ranges are given in employment cells that are suppressed: a—0 to 19; b—20 to 99; c—100 to 249; e—250 to 499; f—500 to 999; g—1,000 to 2,499; h—2,500 to 4,999; i—5,000 to 9,999; j—10,000 to 24,999; k—25,000 to 49,999; l—50,000 to 99,999; m—100,000 or more.

Table M1.14 Value Added by Manufactures of Foreign-Owned Establishments, Industry by Country of UBO—Continues
(Millions of dollars)

NAICS code	Industry	All countries	Canada	France	Germany	Netherlands	Switzerland	United Kingdom	Japan	Other	Addendum: European Union
31–33	Manufacturing	415,500	23,851	26,708	54,068	24,717	44,994	79,254	66,855	95,052	215,440
311	Food manufacturing	26,258	D	1,661	D	2,062	6,658	3,590	2,900	6,217	9,032
3111	Animal food manufacturing	4,105	D	D	0	0	D	D	D	D	D
3112	Grain and oilseed milling	4,372	D	D	D	D	0	1,703	D	1,967	2,184
3113	Sugar and confectionery product manufacturing	1,253	0	D	0	0	D	D	D	D	D
3114	Fruit and vegetable preserving and specialty	3,183	D	D	0	D	D	D	D	D	D
3115	Dairy product manufacturing	4,293	D	1,039	0	D	D	36	D	484	D
3116	Animal slaughtering and processing	1,197	D	0	0	D	0	D	D	D	D
3117	Seafood product preparation and packaging	718	D	0	0	0	0	0	D	D	0
3118	Bakeries and tortilla manufacturing	4,143	D	D	D	D	D	D	288	2,015	D
3119	Other food manufacturing	2,994	D	309	D	D	D	502	D	446	D
312	Beverage and tobacco product manufacturing	16,885	D	D	0	D	D	11,082	D	1,071	D
3121	Beverage manufacturing	D	D	D	0	D	D	D	D	D	D
3122	Tobacco manufacturing	D	0	0	0	0	0	D	0	D	D
313	Textile mills	1,421	D	D	D	D	D	D	122	318	D
3131	Fiber, yarn, and thread mills	175	D	0	0	D	0	D	D	D	D
3132	Fabric mills	1,018	D	D	D	114	D	D	62	242	D
3133	Textile and fabric finishing mills	228	0	D	0	D	D	D	D	D	D
314	Textile product mills	792	D	D	D	D	D	D	D	95	D
3141	Textile furnishings mills	155	D	0	0	D	D	0	D	0	D
3149	Other textile product mills	637	D	D	D	D	D	D	D	95	D
315	Apparel manufacturing	D	D	D	D	0	D	D	D	D	D
3151	Apparel knitting mills	136	D	0	0	0	0	0	D	D	D
3152	Cut and sew apparel manufacturing	451	0	D	0	0	D	D	D	D	D
3159	Accessories and other apparel manufacturing	D	0	0	D	0	0	0	0	0	D
316	Leather and allied product manufacturing	D	0	D	0	0	0	D	0	0	D
3169	Other leather product manufacturing	D	0	D	0	0	0	D	0	0	D
321	Wood product manufacturing	1,410	485	D	D	0	D	D	D	340	690
3211	Sawmills and wood preservation	353	248	0	D	0	D	D	D	D	D
3212	Plywood and engineered wood product manufacturing	340	D	D	D	0	D	D	D	102	D
3219	Other wood product manufacturing	717	D	D	D	0	0	D	0	D	D
322	Paper manufacturing	8,588	1,593	D	D	D	D	D	D	6,368	3,576
3221	Pulp, paper, and paperboard mills	4,411	748	0	0	0	D	D	D	3,553	D
3222	Converted paper product manufacturing	4,177	844	D	D	D	D	D	D	2,815	D
323	Printing and related support activities	4,100	2,223	D	639	D	D	D	D	D	D
3231	Printing and related support activities	4,100	2,223	D	639	D	D	D	D	D	D
324	Petroleum and coal products manufacturing	28,066	D	1,632	157	D	D	D	D	8,955	D
3241	Petroleum and coal products manufacturing	28,066	D	1,632	157	D	D	D	D	8,955	D
325	Chemical manufacturing	117,914	3,044	5,397	23,841	9,802	29,503	19,548	9,549	17,231	62,615
3251	Basic chemical manufacturing	21,892	D	D	4,859	5,404	D	3,874	1,440	4,350	16,571
3252	Resin, rubber, and artificial fibers manufacturing	9,174	D	877	637	D	D	D	D	D	2,572
3253	Agricultural chemical manufacturing	3,741	D	D	D	0	D	0	D	353	D
3254	Pharmaceutical and medicine manufacturing	62,870	D	2,407	10,192	794	D	12,840	3,473	5,617	27,612
3255	Paint, coating, and adhesive manufacturing	3,292	D	D	939	D	D	D	D	D	2,923
3256	Soap, cleaning compound, and toiletry manufacturing	11,837	D	D	5,392	2,713	D	1,390	D	475	D
3259	Other chemical product and preparation manufacturing	5,107	D	216	D	170	D	D	2,107	591	D
326	Plastics and rubber products manufacturing	14,085	895	1,754	1,334	165	369	1,855	4,405	3,309	6,565
3261	Plastics product manufacturing	8,427	D	D	865	D	D	1,326	1,581	2,642	3,956
3262	Rubber product manufacturing	5,658	D	D	469	D	D	529	2,824	667	2,610
327	Nonmetallic mineral product manufacturing	22,753	D	3,986	2,011	D	1,339	1,234	D	10,975	12,361
3271	Clay product and refractory manufacturing	1,176	D	D	D	0	0	D	D	546	918
3272	Glass and glass product manufacturing	3,479	D	1,119	D	D	D	0	1,209	D	1,839
3273	Cement and concrete product manufacturing	14,711	D	1,425	1,042	D	D	D	D	8,942	6,884
3274	Lime and gypsum product manufacturing	902	D	D	0	0	0	0	0	D	751
3279	Other nonmetallic mineral products	2,484	D	947	646	0	D	D	D	410	1,969
331	Primary metal manufacturing	22,796	D	D	1,380	D	D	9,035	2,356	8,125	13,445
3311	Iron and steel mills and ferroalloy manufacturing	13,141	D	D	D	0	0	D	1,125	5,489	7,724
3312	Steel product manufacturing from purchased steel	2,190	0	D	22	D	0	D	D	942	D
3313	Alumina and aluminum production	1,890	D	0	D	D	D	D	D	D	D
3314	Other nonferrous metal production	3,657	D	0	D	0	D	1,721	D	1,006	2,776
3315	Foundries	1,917	D	0	D	D	D	D	D	D	798
332	Fabricated metal product manufacturing	18,985	D	544	2,022	D	393	5,135	2,899	7,240	10,803
3321	Forging and stamping	1,976	D	0	D	D	D	545	D	611	D
3322	Cutlery and handtool manufacturing	800	D	0	129	0	D	D	D	420	D
3323	Architectural and structural metals manufacturing	3,314	D	D	141	D	D	740	500	1,781	1,259
3324	Boiler, tank, and shipping container manufacturing	2,146	D	D	D	D	D	844	0	732	1,497
3325	Hardware manufacturing	1,823	0	D	D	0	D	264	D	D	D
3326	Spring and wire product manufacturing	379	0	D	133	0	D	D	D	D	D
3327	Machine shops and threaded product manufacturing	1,680	D	D	280	D	D	280	314	570	1,014
3328	Coating, engraving, and heat treating metals	2,312	D	D	D	D	D	970	384	D	1,131
3329	Other fabricated metal product manufacturing	4,555	D	D	780	D	D	1,262	910	1,234	3,146

Table M1.14 Value Added by Manufactures of Foreign-Owned Establishments, Industry by Country of UBO—Table Ends
(Millions of dollars)

NAICS code	Industry	All countries	Canada	France	Germany	Netherlands	Switzerland	United Kingdom	Japan	Other	Addendum: European Union
333	Machinery manufacturing	21,983	762	511	3,983	379	990	2,396	5,212	7,749	11,700
3331	Agriculture, construction, and mining machinery manufacturing	5,602	D	D	501	D	D	148	1,126	3,692	3,078
3332	Industrial machinery manufacturing	1,948	73	D	492	311	D	89	D	389	1,268
3333	Commercial and service industry machinery	2,260	124	D	636	0	D	441	D	352	1,485
3334	HVAC and commercial refrigeration equipment	2,119	D	0	D	0	D	530	D	963	943
3335	Metalworking machinery manufacturing	1,577	159	D	D	D	D	179	D	319	844
3336	Turbine and power transmission equipment manufacturing	2,486	D	D	558	D	D	179	953	462	1,142
3339	Other general purpose machinery manufacturing	5,991	D	D	1,447	56	D	829	D	1,573	2,940
334	Computer and electronic product manufacturing	27,025	854	4,092	3,369	3,298	402	4,845	4,469	5,697	16,513
3341	Computer and peripheral equipment manufacturing	1,365	0	D	242	D	0	D	D	874	D
3342	Communications equipment manufacturing	3,995	D	2,478	D	0	0	527	558	209	3,266
3343	Audio and video equipment manufacturing	1,262	0	D	D	0	0	0	1,208	0	D
3344	Semiconductor and electronic component manufacturing	7,911	D	D	1,164	D	D	878	D	2,966	D
3345	Electronic instrument manufacturing	11,284	D	D	1,593	D	D	3,376	D	1,649	9,069
3346	Magnetic media manufacturing and reproducing	1,208	D	D	D	0	D	D	288	0	D
335	Electrical equipment and appliance manufacturing	12,088	431	2,193	1,637	D	D	D	2,164	4,056	D
3351	Electric lighting equipment manufacturing	1,137	D	0	D	D	0	D	D	D	D
3352	Household appliance manufacturing	1,545	D	0	D	D	0	0	D	1,161	1,154
3353	Electrical equipment manufacturing	4,577	0	D	D	D	D	D	D	D	D
3359	Other electrical equipment and component manufacturing	4,828	D	D	D	D	D	D	1,299	1,571	D
336	Transportation equipment manufacturing	58,436	5,485	2,356	11,220	128	118	6,673	28,801	3,656	21,784
3361	Motor vehicle manufacturing	21,493	D	0	D	0	0	0	D	D	5,286
3362	Motor vehicle body and trailer manufacturing	450	D	0	132	0	0	D	D	D	D
3363	Motor vehicle parts manufacturing	22,513	D	D	6,353	D	118	D	12,571	D	8,111
3364	Aerospace product and parts manufacturing	9,004	3,968	1,550	D	D	0	2,827	D	D	D
3365	Railroad rolling stock manufacturing	798	D	D	D	0	0	0	D	D	D
3366	Ship and boat building	665	D	D	0	D	0	D	D	D	D
3369	Other transportation equipment manufacturing	3,512	0	0	D	0	0	D	D	D	D
337	Furniture and related product manufacturing	1,130	214	0	D	D	D	D	D	D	686
3371	Household and institutional furniture manufacturing	687	D	0	D	0	D	0	D	225	283
3372	Office furniture and fixtures manufacturing	40	D	0	0	0	D	0	D	D	0
3379	Other furniture-related product manufacturing	403	0	0	0	D	0	D	0	0	403
339	Miscellaneous manufacturing	10,154	D	1,014	1,598	D	857	2,649	933	2,964	5,836
3391	Medical equipment and supplies manufacturing	6,919	D	650	964	D	D	2,345	D	1,991	4,104
3399	Other miscellaneous manufacturing	3,235	D	364	634	D	D	305	D	973	1,733

Table M1.15 Value of Shipments of Foreign-Owned Establishments, Industry by Country of UBO—Continues
(Millions of dollars)

NAICS code	Industry	All countries	Canada	France	Germany	Netherlands	Switzerland	United Kingdom	Japan	Other	Addendum: European Union
31–33	Manufacturing	1,019,472	54,605	59,061	141,151	63,491	67,058	167,181	193,628	273,297	507,065
311	Food manufacturing	65,743	D	4,037	D	4,511	13,882	6,407	7,398	22,761	19,471
3111	Animal food manufacturing	8,495	D	D	0	0	D	D	D	D	D
3112	Grain and oilseed milling	13,387	D	D	D	D	0	3,326	D	7,570	4,856
3113	Sugar and confectionery product manufacturing	2,300	0	D	0	0	D	D	D	D	D
3114	Fruit and vegetable preserving and specialty	7,051	D	D	0	D	D	D	D	D	D
3115	Dairy product manufacturing	11,407	D	2,499	0	D	D	115	D	2,337	D
3116	Animal slaughtering and processing	8,825	D	0	0	D	0	D	D	D	D
3117	Seafood product preparation and packaging	1,850	D	0	0	0	0	0	D	D	0
3118	Bakeries and tortilla manufacturing	6,653	D	D	D	D	D	D	660	3,049	D
3119	Other food manufacturing	5,775	D	634	D	D	D	852	D	810	D
312	Beverage and tobacco product manufacturing	26,553	D	D	0	D	D	16,449	D	2,184	D
3121	Beverage manufacturing	D	D	D	0	D	D	D	D	D	D
3122	Tobacco manufacturing	D	0	0	0	0	0	D	0	D	D
313	Textile mills	3,242	D	D	D	D	D	D	226	828	D
3131	Fiber, yarn, and thread mills	378	D	0	0	D	0	D	D	D	D
3132	Fabric mills	2,373	D	D	D	480	D	D	132	580	D
3133	Textile and fabric finishing mills	492	0	D	0	D	D	D	D	D	D
314	Textile product mills	1,707	D	D	D	D	D	D	D	199	D
3141	Textile furnishings mills	373	D	0	0	D	D	0	D	0	D
3149	Other textile product mills	1,335	D	D	D	D	D	D	D	199	D
315	Apparel manufacturing	D	D	D	D	0	D	D	D	D	D
3151	Apparel knitting mills	278	D	0	0	0	0	0	D	D	D
3152	Cut and sew apparel manufacturing	905	0	D	0	0	D	D	D	D	D
3159	Accessories and other apparel manufacturing	D	0	0	D	0	0	0	0	0	D
316	Leather and allied product manufacturing	D	0	D	0	0	0	D	0	0	D
3169	Other leather product manufacturing	D	0	D	0	0	0	D	0	0	D
321	Wood product manufacturing	3,829	1,603	D	D	0	D	D	D	1,050	1,466
3211	Sawmills and wood preservation	1,167	895	0	D	0	D	D	D	D	D
3212	Plywood and engineered wood product manufacturing	1,061	D	D	D	0	D	D	D	373	D
3219	Other wood product manufacturing	1,601	D	D	D	0	0	D	0	D	D
322	Paper manufacturing	20,888	4,041	D	D	D	D	D	D	15,433	8,870
3221	Pulp, paper, and paperboard mills	10,862	2,094	0	0	0	D	D	D	8,556	D
3222	Converted paper product manufacturing	10,027	1,947	D	D	D	D	D	D	6,876	D
323	Printing and related support activities	7,039	3,916	D	1,015	D	D	D	D	D	D
3231	Printing and related support activities	7,039	3,916	D	1,015	D	D	D	D	D	D
324	Petroleum and coal products manufacturing	119,394	D	8,205	376	D	D	D	D	47,956	D
3241	Petroleum and coal products manufacturing	119,394	D	8,205	376	D	D	D	D	47,956	D
325	Chemical manufacturing	231,144	7,124	11,422	40,056	23,868	36,590	40,603	16,981	54,500	125,334
3251	Basic chemical manufacturing	68,497	D	D	11,101	13,313	D	13,862	2,631	23,617	42,671
3252	Resin, rubber, and artificial fibers manufacturing	31,461	D	3,943	2,651	D	D	D	D	D	11,040
3253	Agricultural chemical manufacturing	7,641	D	D	D	0	D	0	D	835	D
3254	Pharmaceutical and medicine manufacturing	83,723	D	2,933	13,011	1,154	D	20,858	4,285	8,877	40,283
3255	Paint, coating, and adhesive manufacturing	6,671	D	D	1,699	D	D	D	D	D	5,763
3256	Soap, cleaning compound, and toiletry manufacturing	22,003	D	D	7,742	7,555	D	2,014	D	733	D
3259	Other chemical product and preparation manufacturing	11,148	D	685	D	426	D	D	4,551	1,618	D
326	Plastics and rubber products manufacturing	34,267	2,139	6,639	3,309	324	734	3,485	9,781	7,855	16,994
3261	Plastics product manufacturing	19,300	D	D	2,130	D	D	2,535	3,545	6,422	8,639
3262	Rubber product manufacturing	14,967	D	D	1,180	D	D	950	6,236	1,432	8,355
327	Nonmetallic mineral product manufacturing	39,335	D	6,953	3,670	D	2,396	2,085	D	18,417	21,535
3271	Clay product and refractory manufacturing	1,810	D	D	D	0	0	D	D	815	1,390
3272	Glass and glass product manufacturing	6,581	D	2,062	D	D	D	0	2,223	D	3,503
3273	Cement and concrete product manufacturing	25,028	D	2,392	1,936	D	D	D	D	14,920	11,830
3274	Lime and gypsum product manufacturing	1,805	D	D	0	0	0	0	0	D	1,566
3279	Other nonmetallic mineral products	4,111	D	1,543	1,081	0	D	D	D	682	3,246
331	Primary metal manufacturing	64,924	D	D	2,871	D	D	21,713	6,128	29,288	35,647
3311	Iron and steel mills and ferroalloy manufacturing	36,926	D	D	D	0	0	D	2,399	18,748	20,957
3312	Steel product manufacturing from purchased steel	7,253	0	D	95	D	0	D	D	4,242	D
3313	Alumina and aluminum production	6,396	D	0	D	D	D	D	D	D	D
3314	Other nonferrous metal production	10,329	D	0	D	0	D	4,304	D	3,711	7,531
3315	Foundries	4,019	D	0	D	D	D	D	D	D	1,527
332	Fabricated metal product manufacturing	38,406	D	748	4,289	D	689	10,048	7,742	13,504	20,625
3321	Forging and stamping	4,660	D	0	D	D	D	1,009	D	1,619	D
3322	Cutlery and handtool manufacturing	1,347	D	0	234	0	D	D	D	745	D
3323	Architectural and structural metals manufacturing	7,293	D	D	319	D	D	1,492	1,287	3,869	2,425
3324	Boiler, tank, and shipping container manufacturing	4,881	D	D	D	D	D	2,720	0	1,170	3,903
3325	Hardware manufacturing	3,065	0	D	D	0	D	472	D	D	D
3326	Spring and wire product manufacturing	1,084	0	D	396	0	D	D	D	D	D
3327	Machine shops and threaded product manufacturing	3,039	D	D	639	D	D	494	704	928	1,778
3328	Coating, engraving, and heat treating metals	4,468	D	D	D	D	D	1,233	1,838	D	1,525
3329	Other fabricated metal product manufacturing	8,568	D	D	1,398	D	D	2,263	1,920	2,292	5,760

Table M1.15 Value of Shipments of Foreign-Owned Establishments, Industry by Country of UBO—Table Ends
(Millions of dollars)

NAICS code	Industry	All countries	Canada	France	Germany	Netherlands	Switzerland	United Kingdom	Japan	Other	Addendum: European Union
333	Machinery manufacturing	56,859	1,730	1,090	11,035	808	2,286	4,725	14,339	20,846	30,982
3331	Agriculture, construction, and mining machinery manufacturing	17,761	D	D	1,624	D	D	382	3,921	11,226	10,133
3332	Industrial machinery manufacturing	4,257	175	D	1,189	667	D	220	D	777	2,862
3333	Commercial and service industry machinery	4,426	486	D	1,068	0	D	850	D	727	2,680
3334	HVAC and commercial refrigeration equipment	4,891	D	0	D	0	D	1,073	D	2,495	2,306
3335	Metalworking machinery manufacturing	3,584	276	D	D	D	D	241	D	598	1,627
3336	Turbine and power transmission equipment manufacturing	8,399	D	D	2,993	D	D	455	2,857	1,467	4,892
3339	Other general purpose machinery manufacturing	13,542	D	D	3,232	123	D	1,504	D	3,556	6,483
334	Computer and electronic product manufacturing	51,348	1,379	7,013	6,596	5,378	770	8,220	11,840	10,153	28,905
3341	Computer and peripheral equipment manufacturing	2,902	0	D	462	D	0	D	D	1,605	D
3342	Communications equipment manufacturing	6,467	D	4,112	D	0	0	783	818	346	5,384
3343	Audio and video equipment manufacturing	3,463	0	D	D	0	0	0	3,363	0	D
3344	Semiconductor and electronic component manufacturing	13,799	D	D	2,348	D	D	1,326	D	4,294	D
3345	Electronic instrument manufacturing	21,432	D	D	3,101	D	D	6,003	D	3,908	16,036
3346	Magnetic media manufacturing and reproducing	3,286	D	D	D	0	D	D	1,883	0	D
335	Electrical equipment and appliance manufacturing	25,678	710	3,961	3,544	D	D	D	5,166	9,152	D
3351	Electric lighting equipment manufacturing	2,087	D	0	D	D	0	D	D	D	D
3352	Household appliance manufacturing	4,377	D	0	D	D	0	0	D	3,444	3,490
3353	Electrical equipment manufacturing	9,521	0	D	D	D	D	D	D	D	D
3359	Other electrical equipment and component manufacturing	9,693	D	D	D	D	D	D	3,185	3,235	D
336	Transportation equipment manufacturing	208,910	12,940	4,816	60,099	319	253	11,957	105,503	13,023	81,474
3361	Motor vehicle manufacturing	106,749	D	0	D	0	0	0	D	D	41,740
3362	Motor vehicle body and trailer manufacturing	1,667	D	0	1,019	0	0	D	D	D	D
3363	Motor vehicle parts manufacturing	71,356	D	D	19,605	D	253	D	41,567	D	24,309
3364	Aerospace product and parts manufacturing	17,384	8,880	2,918	D	D	0	4,339	D	D	D
3365	Railroad rolling stock manufacturing	1,903	D	D	D	0	0	0	D	D	D
3366	Ship and boat building	1,145	D	D	0	D	0	D	D	D	D
3369	Other transportation equipment manufacturing	8,706	0	0	D	0	0	D	D	D	D
337	Furniture and related product manufacturing	2,595	687	0	D	D	D	D	D	D	1,378
3371	Household and institutional furniture manufacturing	1,656	D	0	D	0	D	0	D	367	547
3372	Office furniture and fixtures manufacturing	109	D	0	0	0	D	0	D	D	0
3379	Other furniture-related product manufacturing	831	0	0	0	D	0	D	0	0	831
339	Miscellaneous manufacturing	16,344	D	1,561	2,537	D	1,347	3,782	1,849	4,865	9,001
3391	Medical equipment and supplies manufacturing	10,313	D	1,053	1,302	D	D	3,217	D	3,076	5,828
3399	Other miscellaneous manufacturing	6,030	D	509	1,236	D	D	565	D	1,788	3,173

Table M1.16 Number, Employment, Value Added by Manufactures, and Value of Shipments of Foreign-Owned and All U.S. Establishments, by State

State	Foreign-owned establishments				All U.S. establishments				Foreign-owned establishments as a share of all U.S. establishments			
	Number of establishments	Number of employees	Millions of dollars		Number of establishments	Number of employees	Millions of dollars		Number of establishments	Number of employees	Millions of dollars	
			Value added by manufactures	Value of shipments			Value added by manufactures	Value of shipments			Value added by manufactures	Value of shipments
Total ¹	10,176	1,598,163	415,500	1,019,472	332,536	13,395,670	2,382,643	5,319,456	3.1	11.9	17.4	19.2
Alabama	226	48,263	11,438	41,298	4,944	272,210	43,257	113,120	4.6	17.7	26.4	36.5
Alaska	51	2,507	336	607	543	13,329	2,280	8,204	9.4	18.8	14.7	7.4
Arizona	197	12,248	4,671	7,456	5,092	171,830	31,343	56,559	3.9	7.1	14.9	13.2
Arkansas	115	22,257	3,645	9,927	3,099	184,841	24,861	60,648	3.7	12.0	14.7	16.4
California	967	132,863	40,490	78,248	44,266	1,440,018	248,533	489,616	2.2	9.2	16.3	16.0
Colorado	134	18,311	6,675	13,966	5,285	137,791	24,062	46,315	2.5	13.3	27.7	30.2
Connecticut	137	18,095	8,851	11,928	4,922	190,626	34,836	58,353	2.8	9.5	25.4	20.4
Delaware	31	2,964	3,317	8,722	673	34,875	9,203	25,730	4.6	8.5	36.0	33.9
District of Columbia	1	b	D	D	137	2,015	202	333	0.7	D	D	D
Florida	557	31,056	6,836	13,483	14,340	354,583	55,389	104,366	3.9	8.8	12.3	12.9
Georgia	409	49,207	10,123	24,871	8,704	411,209	64,929	144,119	4.7	12.0	15.6	17.3
Hawaii	17	f	D	D	983	14,121	3,015	8,801	1.7	D	D	D
Idaho	30	3,374	651	2,103	1,941	64,767	9,201	18,004	1.5	5.2	7.1	11.7
Illinois	407	66,953	14,112	39,329	15,720	663,352	111,755	257,609	2.6	10.1	12.6	15.3
Indiana	333	98,805	23,894	61,762	9,023	536,955	105,221	221,754	3.7	18.4	22.7	27.9
Iowa	130	22,883	5,843	13,686	3,824	224,361	41,969	91,982	3.4	10.2	13.9	14.9
Kansas	93	32,807	6,320	14,696	3,183	178,245	28,950	76,800	2.9	18.4	21.8	19.1
Kentucky	253	59,665	10,482	33,836	4,178	247,521	43,146	119,069	6.1	24.1	24.3	28.4
Louisiana	86	12,206	9,356	35,755	3,450	147,869	59,054	204,975	2.5	8.3	15.8	17.4
Maine	51	6,165	1,569	3,146	1,825	59,620	8,744	16,751	2.8	10.3	17.9	18.8
Maryland	120	17,663	5,526	10,957	3,679	127,796	21,881	41,425	3.3	13.8	25.3	26.5
Massachusetts	202	30,371	7,709	12,816	7,727	286,483	48,098	85,460	2.6	10.6	16.0	15.0
Michigan	369	70,659	9,648	34,527	13,689	582,394	96,819	234,137	2.7	12.1	10.0	14.7
Minnesota	190	29,612	4,508	10,047	7,955	340,974	51,099	108,588	2.4	8.7	8.8	9.3
Mississippi	68	12,649	2,983	8,500	2,607	160,068	22,921	60,051	2.6	7.9	13.0	14.2
Missouri	189	34,456	9,214	19,888	6,897	296,164	52,854	110,900	2.7	11.6	17.4	17.9
Montana	8	945	411	1,124	1,324	19,525	3,922	10,638	0.6	4.8	10.5	10.6
Nebraska	57	11,616	2,241	6,345	1,990	99,526	13,459	40,155	2.9	11.7	16.7	15.8
Nevada	56	4,542	1,349	2,533	2,037	51,930	9,154	15,731	2.7	8.7	14.7	16.1
New Hampshire	85	19,556	2,717	5,536	2,104	81,383	9,764	18,548	4.0	24.0	27.8	29.8
New Jersey	236	33,981	11,845	19,553	9,236	309,631	55,843	116,233	2.6	11.0	21.2	16.8
New Mexico	36	2,895	645	1,589	1,572	35,374	7,580	17,020	2.3	8.2	8.5	9.3
New York	362	46,774	16,337	27,706	18,607	532,708	89,069	162,053	1.9	8.8	18.3	17.1
North Carolina	530	77,208	27,414	49,071	10,167	508,031	106,332	206,090	5.2	15.2	25.8	23.8
North Dakota	23	4,963	1,009	2,860	770	26,369	4,159	11,352	3.0	18.8	24.3	25.2
Ohio	514	103,126	26,602	68,769	16,233	759,142	129,726	296,340	3.2	13.6	20.5	23.2
Oklahoma	123	12,810	2,677	7,878	3,983	142,784	23,891	60,831	3.1	9.0	11.2	13.0
Oregon	107	12,673	2,888	6,242	5,712	182,794	40,679	67,874	1.9	6.9	7.1	9.2
Pennsylvania	423	79,120	19,925	35,965	15,401	649,362	109,469	234,482	2.7	12.2	18.2	15.3
Rhode Island	24	3,808	829	1,493	1,825	52,032	6,113	11,641	1.3	7.3	13.6	12.8
South Carolina	351	60,503	11,939	32,401	4,342	242,286	38,898	93,002	8.1	25.0	30.7	34.8
South Dakota	32	3,035	395	1,188	1,063	41,455	5,717	13,056	3.0	7.3	6.9	9.1
Tennessee	263	62,934	10,380	31,141	6,767	369,398	60,137	140,374	3.9	17.0	17.3	22.2
Texas	748	96,470	39,733	138,568	21,145	884,879	213,886	592,824	3.5	10.9	18.6	23.4
Utah	78	10,358	2,770	6,704	3,365	122,574	19,861	41,590	2.3	8.5	13.9	16.1
Vermont	23	2,087	527	1,051	1,107	35,557	4,044	10,750	2.1	5.9	13.0	9.8
Virginia	225	37,823	7,271	14,639	5,779	277,033	50,004	92,109	3.9	13.7	14.5	15.9
Washington	204	24,060	6,255	18,713	7,644	269,575	52,239	111,461	2.7	8.9	12.0	16.8
West Virginia	49	11,264	2,886	8,352	1,414	59,841	9,716	25,046	3.5	18.8	29.7	33.3
Wisconsin	238	37,669	7,817	17,531	9,668	486,907	71,369	157,641	2.5	7.7	11.0	11.1
Wyoming	18	1,254	356	830	595	11,557	3,989	8,942	3.0	10.9	8.9	9.3

NOTE: The following ranges are given in employment cells that are suppressed: a—0 to 19; b—20 to 99; c—100 to 249; e—250 to 499; f—500 to 999; g—1,000 to 2,499; h—2,500 to 4,999; i—5,000 to 9,999; j—10,000 to 24,999; k—25,000 to 49,999; l—50,000 to 99,999; m—100,000 or more.

Table M1.17 Selected Data for Foreign-Owned Establishments, by State

State	Number of establishments	Payroll (millions of dollars)	Production workers			Millions of dollars			
			Number	Wages (millions of dollars)	Hours worked (thousands)	Cost of materials ¹	Expenditures for new plant and equipment	Inventories (end of 2007)	Gross book value of depreciable assets
Total	10,176	84,851	1,124,467	50,806	2,299,106	610,938	33,897	104,301	104,301
Alabama	226	2,509	37,346	1,794	77,616	30,173	1,031	2,601	2,601
Alaska	51	83	2,153	60	5,310	270	21	47	47
Arizona	197	657	8,769	375	18,019	2,836	230	712	712
Arkansas	115	913	17,567	636	35,357	6,581	176	2,110	2,110
California	967	7,705	84,626	3,760	174,213	39,240	3,090	9,945	9,945
Colorado	134	1,046	12,425	584	27,015	7,384	304	1,163	1,163
Connecticut	137	1,022	11,125	476	23,246	3,137	412	1,040	1,040
Delaware	31	211	1,460	84	2,966	5,106	87	957	957
District of Columbia	1	D	a	D	D	D	D	D	D
Florida	557	1,400	21,492	780	43,290	6,659	740	1,439	1,439
Georgia	409	2,260	34,928	1,345	72,365	14,830	752	2,521	2,521
Hawaii	17	D	e	D	D	D	D	D	D
Idaho	30	144	2,891	116	6,052	1,485	36	179	179
Illinois	407	3,462	48,012	2,156	99,911	25,317	1,414	3,674	3,674
Indiana	333	5,544	74,370	3,774	154,506	39,068	2,061	7,026	7,026
Iowa	130	1,091	15,799	692	32,968	7,883	340	1,207	1,207
Kansas	93	1,953	20,494	1,088	41,000	8,729	477	4,251	4,251
Kentucky	253	2,927	45,409	2,080	91,674	23,301	998	3,188	3,188
Louisiana	86	850	8,888	548	19,740	26,746	694	2,150	2,150
Maine	51	328	4,869	246	10,294	1,560	142	304	304
Maryland	120	1,040	11,933	609	25,005	5,396	337	1,410	1,410
Massachusetts	202	1,806	17,092	738	33,869	5,104	294	1,428	1,428
Michigan	369	4,074	52,151	2,762	105,696	24,940	1,270	2,835	2,835
Minnesota	190	1,584	17,523	685	34,775	5,538	247	992	992
Mississippi	68	564	10,225	434	20,936	5,479	163	470	470
Missouri	189	1,781	25,947	1,200	50,972	10,684	1,023	2,264	2,264
Montana	8	56	833	47	1,768	779	28	168	168
Nebraska	57	434	9,454	320	18,869	4,146	120	447	447
Nevada	56	216	3,400	135	6,405	1,211	114	245	245
New Hampshire	85	1,349	10,300	409	21,696	3,017	245	1,016	1,016
New Jersey	236	2,325	18,881	941	38,263	7,639	553	2,476	2,476
New Mexico	36	148	1,855	80	3,941	980	60	125	125
New York	362	2,581	30,784	1,386	60,466	11,310	453	3,301	3,301
North Carolina	530	3,605	56,916	2,231	111,982	21,563	1,364	5,027	5,027
North Dakota	23	216	3,519	131	7,007	1,856	66	205	205
Ohio	514	5,669	76,294	3,813	154,845	42,473	1,980	5,727	5,727
Oklahoma	123	621	8,844	389	18,173	5,184	204	832	832
Oregon	107	701	8,847	388	17,411	3,486	203	911	911
Pennsylvania	423	4,094	53,983	2,344	111,737	16,444	1,343	4,868	4,868
Rhode Island	24	183	1,782	78	3,443	658	50	280	280
South Carolina	351	2,799	46,473	1,815	92,322	20,684	912	3,261	3,261
South Dakota	32	118	2,419	85	4,990	803	39	196	196
Tennessee	263	2,907	46,379	1,953	94,238	20,731	1,125	2,651	2,651
Texas	748	5,506	66,254	3,281	142,176	99,727	6,359	11,523	11,523
Utah	78	468	8,084	331	17,013	3,988	278	579	579
Vermont	23	92	1,449	54	2,899	527	13	51	51
Virginia	225	1,954	25,426	1,043	51,846	7,458	492	1,759	1,759
Washington	204	1,208	16,517	714	31,976	13,029	633	1,839	1,839
West Virginia	49	653	9,071	482	19,173	5,548	388	1,062	1,062
Wisconsin	238	1,903	27,786	1,263	56,747	9,708	510	1,735	1,735
Wyoming	18	71	1,017	54	2,171	494	25	96	96

NOTE: The following ranges are given in employment cells that are suppressed: a—0 to 19; b—20 to 99; c—100 to 249; e—250 to 499; f—500 to 999; g—1,000 to 2,499; h—2,500 to 4,999; i—5,000 to 9,999; j—10,000 to 24,999; k—25,000 to 49,999; l—50,000 to 99,999; m—100,000 or more.

Table M1.18 Number of Foreign-Owned Establishments, State by Selected Industry

State	Total	Selected industries													
		Food	Beverages and tobacco products	Paper	Printing and related support activities	Petroleum and coal products	Chemical products	Plastics and rubber products	Nonmetallic mineral products	Primary metals	Fabricated metal products	Machinery	Computer and electronic products	Electrical equipment and appliances	Transportation equipment
		NAICS code													
		311	312	322	323	324	325	326	327	331	332	333	334	335	336
Total	10,176	610	165	233	133	440	1,305	623	2,397	327	835	842	509	275	728
Alabama	226	6	3	5	0	3	20	16	78	9	18	10	7	5	34
Alaska	51	9	0	0	0	16	0	2	22	0	2	0	0	0	0
Arizona	197	3	1	3	0	15	12	8	108	7	6	9	10	0	7
Arkansas	115	7	0	1	2	7	5	12	24	10	10	12	3	4	8
California	967	76	59	22	7	21	105	34	256	19	67	49	106	23	62
Colorado	134	6	3	2	1	3	16	12	50	3	4	14	9	1	2
Connecticut	137	4	0	4	3	17	17	10	11	5	17	12	10	6	8
Delaware	31	0	1	0	0	7	13	2	6	0	1	0	0	0	1
District of Columbia	1	0	0	0	0	0	0	0	1	0	0	0	0	0	0
Florida	557	15	6	4	3	7	40	17	340	9	23	28	13	5	10
Georgia	409	17	2	11	4	16	55	28	114	7	30	36	10	14	26
Hawaii	17	10	1	0	1	0	1	0	0	0	0	0	0	0	2
Idaho	30	7	1	1	0	1	2	0	10	0	2	3	1	0	0
Illinois	407	31	3	12	10	9	70	38	42	18	42	54	15	10	27
Indiana	333	21	1	4	0	4	27	38	40	28	52	31	6	5	60
Iowa	130	21	4	1	3	0	12	6	43	3	10	12	1	4	6
Kansas	93	9	1	4	5	4	13	6	11	0	8	11	4	2	8
Kentucky	253	11	5	7	7	14	23	18	24	18	33	15	1	7	55
Louisiana	86	3	0	4	0	10	31	2	12	1	5	10	1	0	2
Maine	51	4	2	7	0	10	3	1	10	0	0	2	1	1	3
Maryland	120	13	2	2	6	10	24	5	23	1	7	7	11	1	3
Massachusetts	202	5	1	10	3	17	30	13	16	6	17	19	34	9	2
Michigan	369	4	7	9	3	20	28	31	30	10	55	72	10	6	75
Minnesota	190	16	3	6	3	1	19	4	59	3	9	22	16	5	4
Mississippi	68	1	0	1	2	1	11	6	10	3	6	6	0	3	10
Missouri	189	19	2	4	2	2	37	19	22	8	17	12	4	7	13
Montana	8	0	0	0	0	0	2	0	3	3	0	0	0	0	0
Nebraska	57	11	2	0	2	0	12	3	11	0	2	4	3	2	4
Nevada	56	2	0	0	0	1	5	4	21	2	7	3	1	3	1
New Hampshire	85	2	2	0	1	13	2	3	12	1	8	6	12	7	1
New Jersey	236	23	0	6	5	10	79	17	20	9	9	16	21	6	3
New Mexico	36	2	0	0	0	3	3	1	15	0	1	3	5	2	0
New York	362	23	7	15	7	51	42	18	54	11	22	25	24	9	17
North Carolina	530	15	8	17	4	5	55	37	180	6	31	33	19	22	33
North Dakota	23	4	0	0	0	0	0	0	8	0	0	9	0	0	2
Ohio	514	18	3	5	6	37	81	39	49	22	58	45	19	21	79
Oklahoma	123	1	1	2	1	3	12	4	51	3	13	12	4	1	8
Oregon	107	11	0	3	1	3	23	5	21	2	8	4	11	3	2
Pennsylvania	423	25	6	10	12	38	50	18	52	34	48	44	29	19	12
Rhode Island	24	2	0	0	0	0	7	2	2	0	1	2	2	3	0
South Carolina	351	7	1	4	0	5	41	33	103	9	33	26	5	13	29
South Dakota	32	8	0	1	1	0	2	0	15	0	3	2	0	0	0
Tennessee	263	17	6	7	11	3	34	22	30	15	23	18	15	7	32
Texas	748	38	9	2	8	19	147	27	220	17	60	59	36	17	35
Utah	78	6	1	2	0	1	5	9	21	4	8	5	4	2	0
Vermont	23	3	0	1	0	9	3	0	1	0	0	3	1	0	1
Virginia	225	13	4	6	7	9	24	16	53	7	17	22	9	8	14
Washington	204	12	2	10	0	7	21	17	55	3	14	13	12	3	15
West Virginia	49	0	0	1	1	5	12	1	9	4	7	1	1	1	5
Wisconsin	238	49	5	17	1	0	25	19	23	7	20	37	3	8	7
Wyoming	18	0	0	0	0	3	4	0	6	0	1	4	0	0	0

Table M1.19 Number of Foreign-Owned Establishments, State by Country of UBO

State	All countries	Canada	France	Germany	Netherlands	Switzerland	United Kingdom	Japan	Other	Addendum: European Union
Total	10,176	684	928	1,270	299	525	1,256	1,501	3,713	5,375
Alabama	226	15	44	38	7	8	22	34	58	134
Alaska	51	0	38	0	0	0	0	11	2	38
Arizona	197	6	3	12	4	3	27	17	125	74
Arkansas	115	6	16	11	2	5	13	12	50	61
California	967	44	119	97	30	42	152	216	267	467
Colorado	134	9	13	9	3	26	11	12	51	57
Connecticut	137	7	10	20	4	3	25	13	55	102
Delaware	31	2	1	3	0	2	6	2	15	23
District of Columbia	1	0	0	0	0	1	0	0	0	0
Florida	557	14	22	37	13	12	42	24	393	210
Georgia	409	22	80	47	19	12	35	65	129	251
Hawaii	17	1	3	0	0	0	1	12	0	4
Idaho	30	3	1	2	0	1	6	2	15	23
Illinois	407	19	22	69	15	39	62	76	105	222
Indiana	333	14	10	47	12	27	47	94	82	149
Iowa	130	13	8	17	3	6	7	12	64	82
Kansas	93	7	20	13	6	4	11	5	27	66
Kentucky	253	16	15	38	3	10	21	85	65	123
Louisiana	86	5	9	12	6	2	13	7	32	44
Maine	51	5	2	2	0	4	4	3	31	31
Maryland	120	11	14	11	8	16	18	12	30	67
Massachusetts	202	11	22	24	7	26	39	28	45	118
Michigan	369	33	25	70	8	20	30	93	90	188
Minnesota	190	14	6	48	3	26	24	11	58	106
Mississippi	68	4	4	9	3	1	14	11	22	37
Missouri	189	14	23	29	7	16	27	20	53	105
Montana	8	1	1	0	0	2	1	0	3	3
Nebraska	57	5	5	5	2	4	2	15	19	20
Nevada	56	3	1	5	2	2	6	12	25	20
New Hampshire	85	3	9	15	4	5	13	10	26	64
New Jersey	236	18	31	36	6	21	28	27	69	141
New Mexico	36	2	4	1	1	1	4	3	20	14
New York	362	72	42	31	13	17	67	33	87	213
North Carolina	530	26	24	70	15	19	49	55	272	248
North Dakota	23	2	0	3	0	7	0	1	10	4
Ohio	514	33	47	70	9	18	76	132	129	274
Oklahoma	123	3	11	10	2	3	14	7	73	49
Oregon	107	10	5	12	2	2	6	27	43	45
Pennsylvania	423	41	37	57	10	25	78	34	141	270
Rhode Island	24	0	5	1	1	2	3	4	8	15
South Carolina	351	27	31	51	8	19	31	31	153	183
South Dakota	32	5	2	1	0	0	4	1	19	9
Tennessee	263	20	20	27	6	11	39	61	79	129
Texas	748	31	53	111	30	17	88	70	348	407
Utah	78	9	5	3	3	3	11	9	35	40
Vermont	23	6	1	1	2	1	1	1	10	14
Virginia	225	9	26	28	5	12	28	22	95	152
Washington	204	28	20	16	7	2	19	44	68	97
West Virginia	49	4	2	6	2	5	4	7	19	25
Wisconsin	238	30	14	45	6	15	26	18	84	146
Wyoming	18	1	2	0	0	0	1	0	14	11

Table M1.20 Employment of Foreign-Owned Establishments, State by Selected Industry
(Number of employees)

State	Total	Selected industries													
		Food	Beverages and tobacco products	Paper	Printing and related support activities	Petroleum and coal products	Chemical products	Plastics and rubber products	Nonmetallic mineral products	Primary metals	Fabricated metal products	Machinery	Computer and electronic products	Electrical equipment and appliances	Transportation equipment
		NAICS code													
		311	312	322	323	324	325	326	327	331	332	333	334	335	336
Total	1,598,163	112,828	28,192	45,389	34,720	21,588	173,278	101,278	99,367	85,705	110,666	142,774	134,513	66,697	331,805
Alabama	48,263	554	e	852	0	c	2,982	4,793	2,659	1,745	2,454	967	3,914	1,899	23,279
Alaska	2,507	2,237	0	0	0	b	0	a	c	0	b	0	0	0	0
Arizona	12,248	f	a	e	0	c	g	454	3,064	1,210	403	1,359	2,124	0	f
Arkansas	22,257	1,453	0	e	f	113	792	2,580	806	3,989	894	5,149	f	246	2,985
California	132,863	13,436	5,379	2,273	1,817	g	22,071	3,363	10,521	3,303	7,876	5,302	23,941	3,549	18,339
Colorado	18,311	h	g	c	c	e	2,477	250	2,001	g	1,190	1,215	861	c	c
Connecticut	18,095	f	0	973	f	c	1,889	876	687	382	2,511	1,370	2,054	1,126	1,130
Delaware	2,964	0	a	0	0	c	2,520	c	183	0	a	0	0	0	0
District of Columbia	b	0	0	0	0	0	0	0	b	0	0	0	0	0	0
Florida	31,056	1,149	1,603	117	e	e	4,076	1,141	9,394	1,417	1,389	2,693	1,599	887	881
Georgia	49,207	3,566	f	2,633	1,247	c	4,145	3,528	4,233	936	3,075	6,504	2,496	2,132	7,226
Hawaii	f	300	2	0	b	0	2	0	0	0	0	0	0	0	c
Idaho	3,374	1,896	b	c	0	a	e	0	447	0	c	324	b	0	0
Illinois	66,953	5,987	f	1,274	3,396	f	6,143	7,948	3,146	2,272	5,490	7,740	3,868	989	12,755
Indiana	98,805	4,633	g	760	0	g	6,097	7,369	3,340	16,100	7,136	4,480	2,845	1,326	36,803
Iowa	22,883	5,050	g	e	f	0	1,143	2,074	857	1,188	2,434	2,662	e	h	g
Kansas	32,807	1,442	b	821	983	b	1,237	1,103	834	0	1,024	1,914	g	f	20,256
Kentucky	59,665	4,388	735	1,360	1,491	b	2,394	3,170	3,202	5,003	5,524	3,294	e	1,480	26,242
Louisiana	12,206	e	0	g	0	1,706	4,540	c	628	b	827	1,373	b	0	b
Maine	6,165	628	f	3,165	0	b	55	c	c	0	0	b	c	c	401
Maryland	17,663	2,099	e	f	537	258	2,444	779	1,080	g	765	2,486	1,757	c	661
Massachusetts	30,371	970	c	f	f	245	2,690	1,656	1,853	907	1,780	2,616	8,543	1,954	c
Michigan	70,659	741	g	2,639	738	e	2,922	4,340	3,225	4,072	4,503	11,191	2,495	1,361	30,538
Minnesota	29,612	3,740	b	1,706	1,538	e	1,000	309	1,277	f	2,863	5,127	5,763	1,727	g
Mississippi	12,649	b	0	b	f	a	687	368	633	141	1,003	2,243	0	g	4,787
Missouri	34,456	2,596	c	424	c	b	5,662	4,200	1,615	1,576	2,800	2,564	1,156	2,126	7,190
Montana	945	0	0	0	0	0	a	0	c	776	0	0	0	0	0
Nebraska	11,616	4,480	b	0	c	0	702	c	277	0	e	g	683	e	g
Nevada	4,542	f	0	0	0	b	158	403	1,285	e	680	c	b	208	b
New Hampshire	19,556	f	c	0	b	b	f	391	422	c	1,117	2,058	7,053	2,708	f
New Jersey	33,981	3,068	0	295	609	c	16,720	1,384	2,750	795	548	1,314	4,387	489	b
New Mexico	2,895	e	0	0	0	a	e	c	372	0	b	165	1,131	c	0
New York	46,774	3,515	182	2,559	1,472	427	5,978	2,492	2,111	1,677	3,372	3,696	5,708	2,719	6,928
North Carolina	77,208	821	3,672	g	e	342	12,352	6,874	4,458	1,004	4,732	5,817	4,019	5,433	14,573
North Dakota	4,963	297	0	0	0	0	0	0	b	0	0	4,157	0	0	e
Ohio	103,126	3,617	f	873	1,306	1,114	8,704	7,616	2,638	7,134	7,968	6,622	4,179	5,738	40,806
Oklahoma	12,810	e	b	e	e	f	547	g	1,235	c	1,656	1,693	790	2	2,811
Oregon	12,673	1,398	0	253	a	c	1,850	363	665	f	738	420	4,087	237	g
Pennsylvania	79,120	4,560	g	2,376	5,804	457	10,034	2,463	3,781	7,176	7,285	7,486	10,146	4,117	6,158
Rhode Island	3,808	b	0	0	0	0	581	f	c	0	b	c	f	g	0
South Carolina	60,503	2,315	b	1,016	0	b	7,213	8,434	2,904	1,239	5,458	5,152	1,981	4,794	15,220
South Dakota	3,035	1,020	0	c	e	0	e	0	326	0	260	f	0	0	0
Tennessee	62,934	2,131	555	700	3,982	138	2,844	6,362	3,089	2,592	2,555	3,551	3,280	4,377	20,842
Texas	96,470	8,472	2,606	e	1,380	6,343	16,371	3,302	8,195	3,615	8,740	10,664	9,492	3,538	8,214
Utah	10,358	3,210	b	c	0	b	107	491	734	f	459	1,011	1,761	c	0
Vermont	2,087	f	0	e	0	b	b	0	b	0	0	1,106	b	0	2
Virginia	37,823	1,698	f	1,014	1,877	c	3,213	3,032	2,752	g	3,928	4,651	4,223	1,766	6,172
Washington	24,060	1,397	b	2,546	0	g	1,297	1,327	2,878	e	1,396	1,124	3,371	417	3,546
West Virginia	11,264	0	0	c	e	63	2,182	e	1,001	3,542	920	b	c	c	1,704
Wisconsin	37,669	6,988	f	6,007	b	0	1,330	2,161	861	3,023	2,187	6,309	277	2,498	h
Wyoming	1,254	0	0	0	0	b	437	0	129	0	c	503	0	0	0

NOTE: The following ranges are given in employment cells that are suppressed: a—0 to 19; b—20 to 99; c—100 to 249; e—250 to 499; f—500 to 999; g—1,000 to 2,499; h—2,500 to 4,999; i—5,000 to 9,999; j—10,000 to 24,999; k—25,000 to 49,999; l—50,000 to 99,999; m—100,000 or more.

Table M1.21 Employment of Foreign-Owned Establishments, State by Country of UBO
(Number of employees)

State	All countries	Canada	France	Germany	Netherlands	Switzerland	United Kingdom	Japan	Other	Addendum: European Union
Total	1,598,163	130,373	118,458	242,545	54,760	95,483	213,936	325,933	416,675	793,822
Alabama	48,263	3,872	4,073	9,554	e	g	4,067	12,619	12,562	21,407
Alaska	2,507	0	c	0	0	0	0	g	b	c
Arizona	12,248	895	e	g	1,979	e	1,761	f	4,669	7,162
Arkansas	22,257	1,844	3,740	979	e	1,572	1,793	h	7,852	12,933
California	132,863	5,397	18,503	10,535	4,720	17,273	20,228	28,776	27,431	59,371
Colorado	18,311	2,640	e	762	g	1,794	1,199	262	10,220	5,656
Connecticut	18,095	1,355	2,028	2,568	1,114	e	2,968	g	6,591	11,609
Delaware	2,964	c	a	g	0	e	f	c	329	g
District of Columbia	b	0	0	0	0	b	0	0	0	0
Florida	31,056	2,259	2,413	1,432	g	1,973	3,463	g	16,222	16,336
Georgia	49,207	3,113	2,405	5,506	3,233	1,885	4,697	15,445	12,923	21,278
Hawaii	f	b	c	0	0	0	c	273	0	293
Idaho	3,374	1,039	f	b	0	c	337	c	966	g
Illinois	66,953	3,541	2,263	15,334	1,898	4,207	8,951	14,873	15,886	34,345
Indiana	98,805	h	6,465	12,526	g	5,231	24,586	34,146	11,100	47,748
Iowa	22,883	2,323	1,219	2,839	326	g	2,813	h	8,761	12,093
Kansas	32,807	j	1,465	1,461	1,068	f	1,551	e	5,832	8,244
Kentucky	59,665	3,712	1,917	6,952	f	3,496	2,866	k	9,239	18,467
Louisiana	12,206	936	785	g	g	e	1,187	734	5,265	i
Maine	6,165	653	b	e	0	f	408	e	3,551	h
Maryland	17,663	1,245	1,076	1,161	2,176	1,088	5,010	1,075	4,832	12,755
Massachusetts	30,371	1,945	4,189	2,944	2,252	1,551	7,751	4,062	5,677	19,688
Michigan	70,659	4,417	3,724	26,839	f	g	3,866	16,646	12,264	41,340
Minnesota	29,612	1,758	f	4,145	232	g	4,392	728	16,337	18,816
Mississippi	12,649	g	124	1,005	e	b	951	h	4,471	h
Missouri	34,456	g	2,481	8,250	g	2,482	5,118	4,618	8,260	19,052
Montana	945	b	a	0	0	e	b	0	e	b
Nebraska	11,616	664	491	432	c	1,075	c	3,127	5,521	2,612
Nevada	4,542	267	b	417	f	b	579	1,254	1,318	g
New Hampshire	19,556	c	1,934	4,215	f	1,626	7,431	1,964	1,363	14,719
New Jersey	33,981	2,078	3,603	5,199	1,028	6,821	3,695	3,120	8,437	16,524
New Mexico	2,895	b	c	c	f	b	555	e	857	g
New York	46,774	9,005	5,866	4,618	2,781	2,656	6,035	4,552	11,261	24,158
North Carolina	77,208	3,620	3,465	19,823	2,970	3,013	9,901	11,232	23,184	44,200
North Dakota	4,963	c	0	c	0	b	0	c	4,261	f
Ohio	103,126	h	4,660	18,372	g	4,013	13,806	41,756	15,838	43,194
Oklahoma	12,810	g	3,015	f	c	f	1,553	725	3,478	7,008
Oregon	12,673	1,246	309	2,640	c	c	993	1,963	5,099	5,437
Pennsylvania	79,120	10,096	5,946	13,676	2,593	5,485	18,218	6,459	16,647	49,275
Rhode Island	3,808	0	g	c	c	c	181	f	730	2,504
South Carolina	60,503	3,597	7,210	15,777	689	3,113	4,775	10,597	14,745	37,608
South Dakota	3,035	1,311	f	a	0	0	e	c	645	988
Tennessee	62,934	4,982	2,408	5,865	1,557	2,136	7,675	26,473	11,838	25,008
Texas	96,470	3,716	6,690	9,817	6,351	3,179	13,647	12,448	40,622	46,313
Utah	10,358	742	550	g	e	g	g	907	3,002	i
Vermont	2,087	546	c	a	e	e	b	f	b	f
Virginia	37,823	1,566	2,802	7,691	800	2,688	4,159	5,122	12,995	22,699
Washington	24,060	3,699	3,893	978	g	b	2,879	4,617	6,042	12,398
West Virginia	11,264	1,702	f	g	c	1,645	1,700	2,107	2,139	4,413
Wisconsin	37,669	5,855	g	8,813	f	2,324	3,158	1,478	13,879	22,506
Wyoming	1,254	c	b	0	0	0	b	0	946	f

NOTE: The following ranges are given in employment cells that are suppressed: a—0 to 19; b—20 to 99; c—100 to 249; e—250 to 499; f—500 to 999; g—1,000 to 2,499; h—2,500 to 4,999; i—5,000 to 9,999; j—10,000 to 24,999; k—25,000 to 49,999; l—50,000 to 99,999; m—100,000 or more.

Table M1.22 Value Added by Manufactures of Foreign-Owned Establishments, State by Selected Industry
(Millions of dollars)

State	Total	Selected industries													
		Food	Beverages and tobacco products	Paper	Printing and related support activities	Petroleum and coal products	Chemical products	Plastics and rubber products	Nonmetallic mineral products	Primary metals	Fabricated metal products	Machinery	Computer and electronic products	Electrical equipment and appliances	Transportation equipment
		NAICS code													
		311	312	322	323	324	325	326	327	331	332	333	334	335	336
Total	415,500	26,258	16,885	8,588	4,100	28,066	117,914	14,085	22,753	22,796	18,985	21,983	27,025	12,088	58,436
Alabama	11,438	331	D	299	0	D	1,890	450	822	658	277	78	496	384	4,799
Alaska	336	275	0	0	0	D	0	D	D	0	D	0	0	0	0
Arizona	4,671	D	D	0	0	D	D	50	1,282	134	70	196	240	0	D
Arkansas	3,645	136	0	D	D	67	78	330	281	955	111	445	D	55	927
California	40,490	2,413	1,850	370	275	D	16,611	569	2,459	446	1,559	1,144	3,896	710	2,800
Colorado	6,675	D	D	D	D	D	1,413	44	354	D	161	228	167	D	D
Connecticut	8,851	D	0	178	D	D	5,971	129	88	81	365	196	237	195	233
Delaware	3,317	0	D	0	0	D	3,252	D	22	0	D	0	0	0	D
District of Columbia	D	0	0	0	0	0	0	0	D	0	0	0	0	0	0
Florida	6,836	291	438	8	D	D	768	130	3,027	235	318	451	180	102	108
Georgia	10,123	781	D	710	163	D	1,562	772	780	402	477	1,178	510	499	958
Hawaii	D	17	*	0	D	0	*	0	0	0	0	0	0	0	0
Idaho	651	358	D	D	0	D	D	0	35	0	D	43	D	0	D
Illinois	14,112	1,448	D	237	376	D	3,623	1,152	622	542	845	1,311	576	264	1,182
Indiana	23,894	1,946	D	79	0	D	3,687	708	729	4,156	1,863	687	435	278	5,988
Iowa	5,843	1,616	D	D	D	0	1,135	205	299	663	368	433	D	D	D
Kansas	6,320	289	D	63	118	D	550	107	172	0	310	283	D	D	3,611
Kentucky	10,482	479	473	300	162	D	607	367	492	1,305	694	623	D	483	4,387
Louisiana	9,356	D	0	D	0	3,185	4,810	D	200	D	240	247	D	0	D
Maine	1,569	113	D	732	0	D	10	D	D	0	0	D	D	D	40
Maryland	5,526	1,174	D	D	109	57	1,655	168	331	D	145	292	531	D	81
Massachusetts	7,709	283	D	D	D	66	1,484	267	313	105	304	333	3,366	189	D
Michigan	9,648	104	D	407	69	D	705	503	610	745	630	1,409	202	177	3,681
Minnesota	4,508	367	D	460	197	D	342	34	206	D	513	641	726	250	D
Mississippi	2,983	D	0	D	D	D	554	53	79	12	87	364	0	D	1,478
Missouri	9,214	1,035	D	62	D	D	4,234	582	584	260	422	273	304	554	632
Montana	411	0	0	0	0	0	D	0	D	349	0	0	0	0	0
Nebraska	2,241	390	D	0	D	0	757	D	53	0	D	D	68	D	D
Nevada	1,349	D	0	0	0	D	87	64	394	D	132	D	D	24	D
New Hampshire	2,717	D	D	0	D	D	D	37	53	D	119	300	949	311	D
New Jersey	11,845	635	0	59	105	D	8,874	278	375	257	55	198	714	65	D
New Mexico	645	D	0	0	0	D	D	D	112	0	D	8	216	D	0
New York	16,337	1,180	14	471	188	107	8,328	769	408	658	474	600	893	459	1,069
North Carolina	27,414	107	7,264	D	D	132	12,008	1,054	909	129	586	564	777	716	1,696
North Dakota	1,009	50	0	0	0	0	0	0	D	0	0	911	0	0	D
Ohio	26,602	1,013	D	129	161	808	2,862	855	487	2,388	1,796	1,052	2,335	695	10,815
Oklahoma	2,677	D	D	D	D	D	111	D	294	D	284	290	231	*	242
Oregon	2,888	270	0	67	D	D	996	36	131	D	127	95	786	65	D
Pennsylvania	19,925	1,134	D	415	567	162	5,883	358	778	2,026	1,371	1,355	1,872	824	1,967
Rhode Island	829	D	0	0	0	0	146	D	D	0	D	D	D	D	0
South Carolina	11,939	266	D	153	0	D	2,517	1,061	733	261	694	900	308	1,054	3,344
South Dakota	395	73	0	D	D	0	D	0	37	0	66	D	0	0	0
Tennessee	10,380	711	150	74	532	32	749	679	539	514	453	564	535	334	3,340
Texas	39,733	1,602	1,064	D	137	10,374	14,988	770	1,948	818	1,288	1,704	2,232	557	1,490
Utah	2,770	307	D	D	0	D	32	91	219	D	53	116	81	D	0
Vermont	527	D	0	D	0	D	D	0	D	0	0	102	D	0	0
Virginia	7,271	462	D	151	271	D	556	390	376	D	638	625	1,114	564	1,360
Washington	6,255	283	D	292	0	D	332	145	584	D	486	162	977	308	258
West Virginia	2,886	0	0	D	D	45	916	D	192	524	185	D	D	D	586
Wisconsin	7,817	1,638	D	1,338	D	0	454	356	153	494	323	879	66	633	D
Wyoming	356	0	0	0	0	D	234	0	15	0	D	61	0	0	0

Table M1.23 Value Added by Manufactures of Foreign-Owned Establishments, State by County of UBO

(Millions of dollars)

State	All countries	Canada	France	Germany	Netherlands	Switzerland	United Kingdom	Japan	Other	Addendum: European Union
Total	415,500	23,851	26,708	54,068	24,717	44,994	79,254	66,855	95,052	215,440
Alabama	11,438	477	491	2,026	D	D	1,310	2,819	2,909	5,889
Alaska	336	0	D	0	0	0	0	D	D	D
Arizona	4,671	95	D	D	170	D	360	D	1,657	2,681
Arkansas	3,645	212	1,046	153	D	191	253	D	623	1,909
California	40,490	691	2,893	3,409	2,480	13,516	6,351	5,850	5,300	15,964
Colorado	6,675	2,477	D	156	D	1,397	227	77	2,023	1,107
Connecticut	8,851	455	447	5,860	298	D	500	D	1,053	7,738
Delaware	3,317	D	D	D	0	D	D	D	58	D
District of Columbia	D	0	0	0	0	D	0	0	0	0
Florida	6,836	322	663	261	D	509	477	D	4,071	2,658
Georgia	10,123	602	543	1,357	464	650	973	2,591	2,943	4,577
Hawaii	D	D	D	0	0	0	D	14	0	55
Idaho	651	283	D	D	0	D	44	D	199	D
Illinois	14,112	472	413	2,736	226	583	2,293	2,385	5,003	6,914
Indiana	23,894	D	709	1,562	D	1,738	9,556	5,806	3,299	13,105
Iowa	5,843	345	351	542	180	D	557	D	2,498	2,919
Kansas	6,320	D	227	707	255	D	129	D	1,193	1,776
Kentucky	10,482	576	624	1,116	D	701	764	D	1,385	3,538
Louisiana	9,356	298	709	D	D	D	661	217	4,374	D
Maine	1,569	121	D	D	0	D	39	D	799	D
Maryland	5,526	385	414	300	851	713	1,951	204	707	3,967
Massachusetts	7,709	205	1,003	379	1,941	267	2,263	701	950	5,939
Michigan	9,648	562	506	3,092	D	D	435	2,342	1,958	5,182
Minnesota	4,508	233	D	774	34	D	801	182	2,171	2,706
Mississippi	2,983	D	24	215	D	D	431	D	573	D
Missouri	9,214	D	1,238	2,073	D	767	1,416	578	1,995	5,938
Montana	411	D	D	0	0	D	D	0	D	D
Nebraska	2,241	159	142	70	D	734	D	216	898	721
Nevada	1,349	86	D	112	D	D	94	246	578	D
New Hampshire	2,717	D	332	524	D	323	1,078	224	118	2,055
New Jersey	11,845	508	645	1,747	895	3,847	1,811	803	1,590	5,617
New Mexico	645	D	D	D	D	D	75	D	292	D
New York	16,337	1,274	837	811	448	7,194	1,439	1,464	2,870	4,871
North Carolina	27,414	794	698	2,549	999	522	13,912	4,004	3,937	19,447
North Dakota	1,009	D	0	D	0	D	0	D	912	D
Ohio	26,602	D	2,816	2,847	D	565	4,539	11,608	3,551	11,559
Oklahoma	2,677	D	361	D	D	D	300	230	861	997
Oregon	2,888	900	73	163	D	D	122	328	1,243	655
Pennsylvania	19,925	1,785	2,048	2,474	300	1,292	6,441	1,093	4,493	13,313
Rhode Island	829	0	D	D	D	D	40	D	144	554
South Carolina	11,939	510	1,183	3,494	99	572	1,281	2,228	2,572	7,594
South Dakota	395	98	D	D	0	0	D	D	88	173
Tennessee	10,380	574	370	770	154	501	2,079	4,386	1,545	4,143
Texas	39,733	237	2,636	3,867	7,103	2,133	6,795	3,498	13,464	21,999
Utah	2,770	153	146	D	D	D	D	142	332	D
Vermont	527	86	D	D	D	D	D	D	D	D
Virginia	7,271	523	444	1,271	293	490	841	948	2,461	4,299
Washington	6,255	672	433	156	D	D	1,381	857	1,388	3,732
West Virginia	2,886	314	D	D	D	386	218	737	434	1,202
Wisconsin	7,817	1,001	D	1,539	D	723	985	326	2,892	4,812
Wyoming	356	D	D	0	0	0	D	0	304	D

Table M1.24 Value of Shipments of Foreign-Owned Establishments, State by Selected Industry
(Millions of dollars)

State	Total	Selected industries													
		Food	Beverages and tobacco products	Paper	Printing and related support activities	Petroleum and coal products	Chemical products	Plastics and rubber products	Nonmetallic mineral products	Primary metals	Fabricated metal products	Machinery	Computer and electronic products	Electrical equipment and appliances	Transportation equipment
		NAICS code													
		311	312	322	323	324	325	326	327	331	332	333	334	335	336
Total	1,019,472	65,743	26,553	20,888	7,039	119,394	231,144	34,267	39,335	64,924	38,406	56,859	51,348	25,678	208,910
Alabama	41,298	880	D	570	0	D	6,268	1,361	1,513	1,162	695	234	796	771	23,407
Alaska	607	483	0	0	0	D	0	D	D	0	D	0	0	0	0
Arizona	7,456	D	D	D	0	D	D	134	1,913	467	182	437	461	0	D
Arkansas	9,927	461	0	D	D	187	364	752	423	3,037	233	1,074	D	199	2,051
California	78,248	5,860	3,683	887	463	D	18,811	1,265	4,545	3,346	2,746	2,126	8,976	1,414	7,932
Colorado	13,966	D	D	D	D	D	2,071	111	619	D	354	420	251	D	D
Connecticut	11,928	D	0	397	D	D	6,567	286	169	201	595	394	551	338	343
Delaware	8,722	0	D	0	0	D	8,550	D	43	0	D	0	0	0	D
District of Columbia	D	0	0	0	0	0	0	0	D	0	0	0	0	0	0
Florida	13,483	515	1,049	43	D	D	1,532	370	5,024	787	856	1,001	363	261	214
Georgia	24,871	1,766	D	1,556	365	D	3,956	1,702	1,515	863	1,062	3,091	1,245	993	4,063
Hawaii	D	33	*	D	D	0	*	0	0	0	0	0	0	0	0
Idaho	2,103	1,508	D	D	0	D	D	0	67	0	D	D	D	0	D
Illinois	39,329	4,293	D	599	655	D	7,364	2,559	1,048	1,352	1,734	3,127	1,093	531	8,159
Indiana	61,762	4,314	D	212	0	D	5,819	1,949	1,190	11,164	3,311	1,779	794	510	20,216
Iowa	13,686	4,904	D	D	D	0	1,911	597	443	1,601	600	1,207	D	D	D
Kansas	14,696	934	D	177	156	D	873	401	299	0	450	949	D	D	7,962
Kentucky	33,836	1,550	690	714	295	D	1,637	829	948	6,479	1,602	1,672	D	795	16,370
Louisiana	35,755	D	0	D	0	15,896	16,766	D	301	D	371	415	D	0	D
Maine	3,146	256	D	1,647	0	D	23	D	0	0	D	D	D	D	115
Maryland	10,957	1,925	D	D	131	194	2,359	350	566	D	273	1,232	815	D	202
Massachusetts	12,816	724	D	D	D	219	2,055	576	505	291	492	650	4,877	758	D
Michigan	34,527	190	D	1,233	134	D	1,948	1,267	1,225	1,987	1,419	5,106	375	560	18,220
Minnesota	10,047	1,503	D	1,044	302	D	740	74	368	D	925	1,594	1,271	555	D
Mississippi	8,500	D	0	D	D	D	1,131	102	144	40	289	713	0	D	5,136
Missouri	19,888	1,917	D	120	D	D	6,243	1,205	963	860	813	683	480	1,195	4,930
Montana	1,124	0	0	0	0	0	D	0	D	1,033	0	0	0	0	0
Nebraska	6,345	2,509	D	0	D	0	1,153	D	83	0	D	D	118	D	D
Nevada	2,533	0	0	0	0	D	170	185	633	D	290	D	D	68	D
New Hampshire	5,536	D	D	0	D	D	D	86	86	D	198	640	2,038	668	D
New Jersey	19,553	1,387	0	136	173	D	13,521	512	588	678	110	402	1,253	147	D
New Mexico	1,589	D	0	0	0	D	D	D	167	0	D	15	365	D	0
New York	27,706	2,227	55	1,057	356	286	11,694	1,205	764	1,564	818	1,177	1,469	741	3,060
North Carolina	49,071	155	9,065	D	D	254	16,977	2,456	1,535	642	1,201	2,733	1,320	1,804	7,389
North Dakota	2,860	128	0	0	0	0	0	0	D	0	0	2,624	0	0	D
Ohio	68,769	2,587	D	437	290	3,221	6,323	1,914	854	5,103	4,573	2,799	4,219	1,389	33,100
Oklahoma	7,878	D	D	D	D	D	236	D	462	D	492	607	528	*	774
Oregon	6,242	462	0	174	D	D	1,517	75	250	D	222	261	1,523	156	D
Pennsylvania	35,965	2,303	D	774	877	393	8,967	785	1,382	4,657	2,366	2,714	2,890	1,813	3,984
Rhode Island	1,493	D	0	0	0	0	265	D	D	0	D	D	D	D	0
South Carolina	32,401	743	D	383	0	D	5,875	4,235	1,253	1,064	1,475	2,231	452	2,474	10,641
South Dakota	1,188	402	0	D	D	0	D	0	80	0	122	D	0	0	0
Tennessee	31,141	1,399	282	235	790	48	1,728	1,757	893	1,778	905	1,512	1,637	1,037	15,354
Texas	138,568	4,171	2,070	D	340	47,551	56,895	1,665	3,499	2,674	2,950	3,939	3,928	1,438	6,091
Utah	6,704	1,399	D	D	0	D	44	211	354	D	112	244	178	D	0
Vermont	1,051	D	0	D	0	D	D	0	D	0	0	340	D	0	*
Virginia	14,639	865	D	392	500	D	1,224	837	711	D	1,016	1,722	1,733	841	3,213
Washington	18,713	521	D	1,008	0	D	540	349	1,009	D	729	329	1,855	398	437
West Virginia	8,352	0	0	D	D	129	2,488	D	276	2,042	951	D	D	D	1,858
Wisconsin	17,531	3,821	D	3,329	D	0	865	788	282	944	641	2,696	115	1,259	D
Wyoming	830	0	0	0	0	D	476	0	40	0	D	145	0	0	0

Table M1.25 Value of Shipments of Foreign-Owned Establishments, State by Country of UBO
(Millions of dollars)

State	All countries	Canada	France	Germany	Netherlands	Switzerland	United Kingdom	Japan	Other	Addendum: European Union
Total	1,019,472	54,605	59,061	141,151	63,491	67,058	167,181	193,628	273,297	507,065
Alabama	41,298	934	1,389	8,775	D	D	5,508	11,387	9,111	21,161
Alaska	607	0	D	0	0	0	0	D	D	D
Arizona	7,456	171	D	D	414	D	658	D	2,663	4,344
Arkansas	9,927	642	2,259	380	D	471	426	D	2,457	5,137
California	78,248	1,949	5,168	5,494	6,660	14,860	15,550	16,816	11,752	34,543
Colorado	13,966	5,899	D	270	D	2,130	503	123	4,544	1,879
Connecticut	11,928	766	783	6,394	564	D	799	D	2,194	9,801
Delaware	8,722	D	D	D	0	D	D	D	141	D
District of Columbia	D	0	0	0	0	D	0	0	0	0
Florida	13,483	924	1,217	671	D	921	819	D	7,717	5,080
Georgia	24,871	1,350	1,352	2,780	1,785	1,194	1,894	7,591	6,925	10,824
Hawaii	D	D	D	0	0	0	D	28	0	65
Idaho	2,103	519	D	D	0	D	106	D	1,001	D
Illinois	39,329	1,438	887	9,307	636	1,394	4,838	6,773	14,055	17,904
Indiana	61,762	D	1,986	5,207	D	2,546	22,436	20,186	6,919	32,268
Iowa	13,686	638	814	1,109	285	D	971	D	6,530	5,812
Kansas	14,696	D	416	985	568	D	274	D	4,186	3,578
Kentucky	33,836	1,294	1,364	2,490	D	1,621	1,772	D	6,577	11,276
Louisiana	35,755	717	1,602	D	D	D	1,179	767	18,288	D
Maine	3,146	292	D	D	0	D	96	D	1,808	D
Maryland	10,957	589	721	442	1,442	1,032	3,908	428	2,394	8,154
Massachusetts	12,816	721	1,630	893	2,791	488	3,096	1,446	1,751	9,188
Michigan	34,527	1,525	967	18,031	D	D	951	6,533	5,119	22,655
Minnesota	10,047	708	D	1,490	69	D	1,374	426	5,201	5,224
Mississippi	8,500	D	101	444	D	D	711	D	1,562	D
Missouri	19,888	D	1,712	6,971	D	1,474	2,396	1,681	3,633	13,116
Montana	1,124	D	D	0	0	D	D	0	D	D
Nebraska	6,345	245	249	164	D	1,236	D	948	3,419	1,472
Nevada	2,533	122	D	224	D	D	187	620	1,025	D
New Hampshire	5,536	D	586	1,198	D	508	2,208	566	247	4,226
New Jersey	19,553	942	1,428	2,753	1,458	5,676	2,426	1,509	3,361	9,389
New Mexico	1,589	D	D	D	D	D	144	D	970	D
New York	27,706	3,207	2,134	1,788	788	9,776	2,419	2,354	5,240	9,905
North Carolina	49,071	1,719	1,338	9,029	1,488	987	17,790	8,338	8,382	32,705
North Dakota	2,860	D	0	D	0	D	0	D	2,632	D
Ohio	68,769	D	5,035	11,925	D	1,180	10,489	29,401	8,897	30,842
Oklahoma	7,878	D	843	D	D	D	695	527	3,927	2,244
Oregon	6,242	1,347	159	925	D	D	232	758	2,643	1,966
Pennsylvania	35,965	3,000	3,017	4,440	592	2,547	11,621	2,309	8,439	24,366
Rhode Island	1,493	0	D	D	D	D	55	D	415	837
South Carolina	32,401	1,610	4,091	10,315	175	1,232	3,289	4,992	6,699	21,899
South Dakota	1,188	393	D	D	0	0	D	D	281	464
Tennessee	31,141	1,133	656	2,477	512	726	3,305	18,000	4,333	9,286
Texas	138,568	1,451	10,904	8,575	17,633	2,884	20,269	10,333	66,518	61,531
Utah	6,704	301	240	D	D	D	D	256	1,370	D
Vermont	1,051	232	D	D	D	D	D	D	D	D
Virginia	14,639	906	826	2,633	472	1,026	1,174	2,213	5,390	8,572
Washington	18,713	1,588	685	313	D	D	6,949	1,883	2,361	13,800
West Virginia	8,352	1,036	D	D	D	769	753	2,648	1,503	3,278
Wisconsin	17,531	2,141	D	3,561	D	1,478	1,767	644	7,097	11,296
Wyoming	830	D	D	0	0	0	D	0	716	D

Table M2.1 Number and Employment of Foreign-Owned and All U.S. Establishments in Each State, by Detailed Industry—Continues

NAICS code	Industry	Foreign-owned establishments		All U.S. establishments		Foreign-owned establishments as a percentage of all U.S. establishments ¹	
		Number of establishments	Number of employees	Number of establishments	Number of employees	Number of establishments	Number of employees
Alabama							
31-33	Manufacturing	226	48,263	4,944	272,210	4.6	17.7
311	Food manufacturing	6	554	286	32,489	2.1	1.7
3112	Grain and oilseed milling	2	e	8	653	25.0	D
31122	Starch and vegetable oil manufacturing	2	e	5	585	40.0	D
311225	Fats and oils refining and blending	1	e	2	e	50.0	D
312	Beverage and tobacco product manufacturing	3	e	31	1,749	9.7	D
3122	Tobacco manufacturing	2	e	2	e	100.0	D
31222	Tobacco product manufacturing	2	e	2	e	100.0	D
312229	Other tobacco product manufacturing	2	e	2	e	100.0	D
321	Wood product manufacturing	7	738	460	20,027	1.5	3.7
3211	Sawmills and wood preservation	3	e	139	5,278	2.2	D
32111	Sawmills and wood preservation	3	e	139	5,278	2.2	D
321113	Sawmills	3	e	112	4,467	2.7	D
3219	Other wood product manufacturing	4	e	256	11,084	1.6	D
32191	Millwork	1	e	130	4,883	0.8	D
321918	Other millwork, including flooring	1	e	49	1,618	2.0	D
322	Paper manufacturing	5	852	79	12,731	6.3	6.7
3221	Pulp, paper, and paperboard mills	2	f	21	9,229	9.5	D
32212	Paper mills	2	f	9	5,190	22.2	D
322121	Paper, except newsprint, mills	1	e	7	h	14.3	D
3222	Converted paper product manufacturing	3	e	58	3,502	5.2	D
325	Chemical manufacturing	20	2,982	191	11,376	10.5	26.2
3251	Basic chemical manufacturing	8	1,970	61	3,653	13.1	53.9
32511	Petrochemical manufacturing	2	f	2	f	100.0	D
325110	Petrochemical manufacturing	2	f	2	f	100.0	D
32519	Other basic organic chemical manufacturing	3	g	15	1,715	20.0	D
325199	All other basic organic chemical manufacturing	3	g	14	g	21.4	D
3252	Resin, rubber, and artificial fibers manufacturing	3	405	24	3,887	12.5	10.4
32521	Resin and synthetic rubber manufacturing	3	405	16	1,458	18.8	27.8
325211	Plastics material and resin manufacturing	3	405	15	g	20.0	D
3259	Other chemical product and preparation manufacturing	3	e	30	673	10.0	D
326	Plastics and rubber products manufacturing	16	4,793	220	17,540	7.3	27.3
3261	Plastics product manufacturing	11	g	166	11,608	6.6	D
32612	Plastics pipe, fittings, and profile shapes	2	e	19	828	10.5	D
32614	Polystyrene foam product manufacturing	2	e	7	617	28.6	D
326140	Polystyrene foam product manufacturing	2	e	7	617	28.6	D
32619	Other plastics product manufacturing	6	1,090	107	7,937	5.6	13.7
326199	All other plastics product manufacturing	5	f	86	6,705	5.8	D
3262	Rubber product manufacturing	5	h	54	5,932	9.3	D
32621	Tire manufacturing	4	h	25	4,709	16.0	D
326211	Tire manufacturing, except retreading	3	h	6	h	50.0	D
327	Nonmetallic mineral product manufacturing	78	2,659	355	8,657	22.0	30.7
3271	Clay product and refractory manufacturing	4	e	26	1,224	15.4	D
32712	Clay building material and refractories manufacturing	4	e	25	g	16.0	D
3273	Cement and concrete product manufacturing	64	1,448	225	4,192	28.4	34.5
32731	Cement manufacturing	7	773	8	775	87.5	99.7
327310	Cement manufacturing	7	773	8	775	87.5	99.7
32732	Ready-mix concrete manufacturing	49	e	149	1,791	32.9	D
327320	Ready-mix concrete manufacturing	49	e	149	1,791	32.9	D
3274	Lime and gypsum product manufacturing	5	342	9	411	55.6	83.2
32741	Lime manufacturing	5	342	7	e	71.4	D
327410	Lime manufacturing	5	342	7	e	71.4	D
3279	Other nonmetallic mineral products	4	518	78	1,795	5.1	28.9
32799	All other nonmetallic mineral products manufacturing	3	e	75	g	4.0	D
327993	Mineral wool manufacturing	2	e	11	931	18.2	D
331	Primary metal manufacturing	9	1,745	114	16,435	7.9	10.6
3311	Iron and steel mills and ferroalloy manufacturing	1	e	12	4,413	8.3	D
33111	Iron and steel mills and ferroalloy manufacturing	1	e	12	4,413	8.3	D
331111	Iron and steel mills	1	e	11	h	9.1	D
3315	Foundries	6	1,145	49	7,160	12.2	16.0
33151	Ferrous metal foundries	5	f	33	6,109	15.2	D
331511	Iron foundries	3	267	22	5,539	13.6	4.8
331512	Steel investment foundries	2	e	3	379	66.7	D
33152	Nonferrous metal foundries	1	f	16	1,051	6.3	D
331521	Aluminum die-casting foundries	1	f	5	f	20.0	D
332	Fabricated metal product manufacturing	18	2,454	983	27,765	1.8	8.8
3323	Architectural and structural metals manufacturing	6	1,330	341	11,302	1.8	11.8
33231	Plate work and fabricated structural products	4	e	186	6,052	2.2	D
33232	Ornamental and architectural metal products	2	g	155	5,250	1.3	D
332322	Sheet metal work manufacturing	1	f	86	3,393	1.2	D
332323	Ornamental and architectural metal work manufacturing	1	e	45	1,062	2.2	D
3329	Other fabricated metal product manufacturing	4	505	100	4,285	4.0	11.8
33299	All other fabricated metal product manufacturing	4	505	80	2,127	5.0	23.7
332991	Ball and roller bearing manufacturing	1	e	3	e	33.3	D
333	Machinery manufacturing	10	967	275	12,638	3.6	7.7
3332	Industrial machinery manufacturing	4	305	32	1,068	12.5	28.6
33329	Other industrial machinery manufacturing	4	305	25	855	16.0	35.7
3336	Turbine and power transmission equipment manufacturing	1	e	15	1,785	6.7	D
33361	Turbine and power transmission equipment manufacturing	1	e	15	1,785	6.7	D
333611	Turbine and turbine generator set units manufacturing	1	e	2	e	50.0	D
334	Computer and electronic product manufacturing	7	3,914	127	14,008	5.5	27.9
3346	Magnetic media manufacturing and reproducing	3	3,492	7	3,592	42.9	97.2
33461	Magnetic media manufacturing and reproducing	3	3,492	7	3,592	42.9	97.2
334612	Audio and video media reproduction	2	h	4	h	50.0	D
334613	Magnetic and optical recording media manufacturing	1	e	1	e	100.0	D

See the note at the end of the table.

Table M2.1 Number and Employment of Foreign-Owned and All U.S. Establishments in Each State, by Detailed Industry—Continues

NAICS code	Industry	Foreign-owned establishments		All U.S. establishments		Foreign-owned establishments as a percentage of all U.S. establishments ¹	
		Number of establishments	Number of employees	Number of establishments	Number of employees	Number of establishments	Number of employees
335	Electrical equipment and appliance manufacturing	5	1,899	74	5,636	6.8	33.7
3351	Electric lighting equipment manufacturing	1	e	11	f	9.1	D
33512	Lighting fixture manufacturing	1	e	10	f	10.0	D
335122	Nonresidential electric lighting fixture manufacturing	1	e	2	e	50.0	D
3352	Household appliance manufacturing	1	f	3	g	33.3	D
33522	Major appliance manufacturing	1	f	2	g	50.0	D
335228	Other major household appliance manufacturing	1	f	1	f	100.0	D
3353	Electrical equipment manufacturing	1	e	28	1,005	3.6	D
33531	Electrical equipment manufacturing	1	e	28	1,005	3.6	D
335314	Relay and industrial control manufacturing	1	e	8	e	12.5	D
3359	Other electrical equipment and component manufacturing	2	e	32	1,978	6.3	D
33599	Other electrical equipment and component manufacturing	2	e	10	e	20.0	D
335991	Carbon and graphite product manufacturing	2	e	4	350	50.0	D
336	Transportation equipment manufacturing	34	23,279	268	44,407	12.7	52.4
3361	Motor vehicle manufacturing	3	10,735	8	10,946	37.5	98.1
33611	Automobile and light truck manufacturing	3	10,735	7	j	42.9	D
336112	Light truck and utility vehicle manufacturing	3	10,735	6	j	50.0	D
3362	Motor vehicle body and trailer manufacturing	1	e	53	4,154	1.9	D
33621	Motor vehicle body and trailer manufacturing	1	e	53	4,154	1.9	D
336211	Motor vehicle body manufacturing	1	e	15	1,286	6.7	D
3363	Motor vehicle parts manufacturing	27	9,623	124	19,381	21.8	49.7
33631	Motor vehicle gasoline engine and parts manufacturing	2	g	9	g	22.2	D
336312	Gasoline engine and engine parts manufacturing	2	g	6	g	33.3	D
33632	Motor vehicle electric equipment	2	g	16	3,232	12.5	D
336322	Other motor vehicle electric equipment manufacturing	2	g	16	3,232	12.5	D
33635	Motor vehicle power train components manufacturing	3	e	17	796	17.6	D
336350	Motor vehicle power train components manufacturing	3	e	17	796	17.6	D
33636	Motor vehicle seating and interior trim manufacturing	3	g	14	3,423	21.4	D
336360	Motor vehicle seating and interior trim manufacturing	3	g	14	3,423	21.4	D
33637	Motor vehicle metal stamping	7	1,933	19	3,723	36.8	51.9
336370	Motor vehicle metal stamping	7	1,933	19	3,723	36.8	51.9
33639	Other motor vehicle parts manufacturing	8	2,755	39	5,093	20.5	54.1
336399	All other motor vehicle parts manufacturing	8	2,755	39	5,093	20.5	54.1
3364	Aerospace product and parts manufacturing	2	g	23	5,560	8.7	D
33641	Aerospace product and parts manufacturing	2	g	23	5,560	8.7	D
336411	Aircraft manufacturing	1	g	4	g	25.0	D
336413	Other aircraft parts and equipment	1	f	9	1,711	11.1	D
3369	Other transportation equipment manufacturing	1	f	12	1,153	8.3	D
33699	Other transportation equipment manufacturing	1	f	12	1,153	8.3	D
336992	Military armored vehicles and tank parts manufacturing	1	f	3	982	33.3	D
339	Miscellaneous manufacturing	2	e	339	6,510	0.6	D
3399	Other miscellaneous manufacturing	2	e	186	4,420	1.1	D
33999	All other miscellaneous manufacturing	2	e	67	2,127	3.0	D
339991	Gasket, packing, and sealing device manufacturing	2	e	7	576	28.6	D
Alaska							
31-33	Manufacturing	51	2,507	543	13,329	9.4	18.8
311	Food manufacturing	9	2,237	148	9,309	6.1	24.0
3117	Seafood product preparation and packaging	9	2,237	116	8,941	7.8	25.0
31171	Seafood product preparation and packaging	9	2,237	116	8,941	7.8	25.0
311712	Fresh and frozen seafood processing	9	2,237	98	8,004	9.2	27.9
Arizona							
31-33	Manufacturing	197	12,248	5,092	171,830	3.9	7.1
311	Food manufacturing	3	f	234	9,649	1.3	D
3118	Bakeries and tortilla manufacturing	2	e	116	3,277	1.7	D
31183	Tortilla manufacturing	2	e	23	f	8.7	D
311830	Tortilla manufacturing	2	e	23	f	8.7	D
314	Textile product mills	1	e	99	1,334	1.0	D
3149	Other textile product mills	1	e	69	1,101	1.4	D
31499	All other textile product mills	1	e	49	756	2.0	D
314999	All other miscellaneous textile product mills	1	e	46	f	2.2	D
322	Paper manufacturing	3	e	45	2,867	6.7	D
3222	Converted paper product manufacturing	2	e	40	2,485	5.0	D
32229	Other converted paper product manufacturing	2	e	12	990	16.7	D
322291	Sanitary paper product manufacturing	2	e	2	e	100.0	D
325	Chemical manufacturing	12	g	173	4,581	6.9	D
3256	Soap, cleaning compound, and toiletry manufacturing	2	f	24	1,214	8.3	D
32561	Soap and cleaning compound manufacturing	2	f	14	f	14.3	D
325611	Soap and other detergent manufacturing	2	f	10	f	20.0	D
326	Plastics and rubber products manufacturing	8	454	204	7,575	3.9	6.0
3261	Plastics product manufacturing	8	454	178	7,132	4.5	6.4
32619	Other plastics product manufacturing	4	375	118	4,939	3.4	7.6
327	Nonmetallic mineral product manufacturing	108	3,064	376	9,794	28.7	31.3
3273	Cement and concrete product manufacturing	103	2,777	231	6,954	44.6	39.9
32732	Ready-mix concrete manufacturing	79	g	143	3,283	55.2	D
327320	Ready-mix concrete manufacturing	79	g	143	3,283	55.2	D
32733	Concrete pipe, brick, and block manufacturing	15	426	38	1,262	39.5	33.8
327331	Concrete block and brick manufacturing	12	e	30	872	40.0	D
32739	Other concrete product manufacturing	7	495	42	1,739	16.7	28.5
327390	Other concrete product manufacturing	7	495	42	1,739	16.7	28.5

See the note at the end of the table.

Table M2.1 Number and Employment of Foreign-Owned and All U.S. Establishments in Each State, by Detailed Industry—Continues

NAICS code	Industry	Foreign-owned establishments		All U.S. establishments		Foreign-owned establishments as a percentage of all U.S. establishments ¹	
		Number of establishments	Number of employees	Number of establishments	Number of employees	Number of establishments	Number of employees
331	Primary metal manufacturing.....	7	1,210	70	4,058	10.0	29.8
3312	Steel product manufacturing from purchased steel	3	386	13	f	23.1	D
33121	Iron, steel pipe and tube from purchase steel.....	2	e	5	326	40.0	D
331210	Iron, steel pipe and tube from purchase steel.....	2	e	5	326	40.0	D
3313	Alumina and aluminum production.....	2	e	11	1,204	18.2	D
33131	Alumina and aluminum production	2	e	11	1,204	18.2	D
3314	Other nonferrous metal production	1	e	21	1,343	4.8	D
33141	Other nonferrous metal production	1	e	4	782	25.0	D
331419	Primary nonferrous metal, except Cu and Al	1	e	3	e	33.3	D
332	Fabricated metal product manufacturing.....	6	403	972	21,913	0.6	1.8
333	Machinery manufacturing	9	1,359	289	8,264	3.1	16.4
3332	Industrial machinery manufacturing	3	714	53	2,010	5.7	35.5
33329	Other industrial machinery manufacturing	3	714	41	1,877	7.3	38.0
333295	Semiconductor machinery manufacturing	2	f	15	1,011	13.3	D
3335	Metalworking machinery manufacturing	2	e	83	1,676	2.4	D
33351	Metalworking machinery manufacturing	2	e	83	1,676	2.4	D
333518	Other metalworking machinery manufacturing	1	e	3	e	33.3	D
334	Computer and electronic product manufacturing	10	2,124	337	30,062	3.0	7.1
3342	Communications equipment manufacturing.....	2	e	34	1,842	5.9	D
33422	Broadcast and wireless communications equipment.....	2	e	16	1,380	12.5	D
334220	Broadcast and wireless communications equipment.....	2	e	16	1,380	12.5	D
3344	Semiconductor and electronic component manufacturing	5	1,563	143	15,184	3.5	10.3
33441	Semiconductor and electronic component manufacturing	5	1,563	143	15,184	3.5	10.3
334413	Semiconductors and related device manufacturing	2	g	49	9,464	4.1	D
336	Transportation equipment manufacturing.....	7	f	256	30,415	2.7	D
3364	Aerospace product and parts manufacturing.....	2	e	80	25,488	2.5	D
33641	Aerospace product and parts manufacturing.....	2	e	80	25,488	2.5	D
336413	Other aircraft parts and equipment.....	1	e	44	3,521	2.3	D
3369	Other transportation equipment manufacturing	2	e	29	528	6.9	D
33699	Other transportation equipment manufacturing	2	e	29	528	6.9	D
336992	Military armored vehicles and tank parts manufacturing	2	e	3	e	66.7	D
337	Furniture and related product manufacturing.....	2	e	431	8,427	0.5	D
3379	Other furniture-related product manufacturing.....	2	e	31	1,203	6.5	D
33792	Blind and shade manufacturing	2	e	16	573	12.5	D
337920	Blind and shade manufacturing	2	e	16	573	12.5	D
Arkansas							
31-33	Manufacturing	115	22,257	3,099	184,841	3.7	12.0
311	Food manufacturing	7	1,453	252	50,037	2.8	2.9
3114	Fruit and vegetable preserving and specialty	2	g	20	5,013	10.0	D
31141	Frozen food manufacturing	1	e	9	3,763	11.1	D
311412	Frozen specialty food manufacturing	1	e	6	h	16.7	D
31142	Fruit and vegetable canning and drying.....	1	f	11	1,250	9.1	D
311422	Specialty canning.....	1	f	2	f	50.0	D
314	Textile product mills.....	2	f	45	1,036	4.4	D
3149	Other textile product mills	2	f	33	999	6.1	D
31499	All other textile product mills	2	f	22	815	9.1	D
314992	Tire cord and tire fabric mills.....	2	f	2	f	100.0	D
321	Wood product manufacturing.....	8	526	342	11,711	2.3	4.5
3211	Sawmills and wood preservation	4	e	142	4,533	2.8	D
32111	Sawmills and wood preservation	4	e	142	4,533	2.8	D
321113	Sawmills.....	4	e	132	4,222	3.0	D
322	Paper manufacturing.....	1	e	63	9,148	1.6	D
3222	Converted paper product manufacturing	1	e	57	5,844	1.8	D
32221	Paperboard container manufacturing.....	1	e	33	2,618	3.0	D
322212	Folding paperboard box manufacturing	1	e	9	1,069	11.1	D
323	Printing and related support activities.....	2	f	259	4,262	0.8	D
3231	Printing and related support activities.....	2	f	259	4,262	0.8	D
32311	Printing.....	2	f	246	4,168	0.8	D
323110	Commercial lithographic printing	1	f	91	2,056	1.1	D
325	Chemical manufacturing	5	792	109	5,148	4.6	15.4
3256	Soap, cleaning compound, and toiletry manufacturing	1	f	18	1,642	5.6	D
32562	Toilet preparation manufacturing.....	1	f	8	1,545	12.5	D
325620	Toilet preparation manufacturing.....	1	f	8	1,545	12.5	D
326	Plastics and rubber products manufacturing.....	12	2,580	147	11,641	8.2	22.2
3261	Plastics product manufacturing.....	8	1,068	114	7,414	7.0	14.4
32612	Plastics pipe, fittings, and profile shapes	3	e	11	1,068	27.3	D
32619	Other plastics product manufacturing	3	566	72	3,800	4.2	14.9
326199	All other plastics product manufacturing.....	3	566	69	3,653	4.3	15.5
3262	Rubber product manufacturing	4	1,512	33	4,227	12.1	35.8
32622	Rubber and plastics hose and belting manufacturing	1	f	6	1,155	16.7	D
326220	Rubber and plastics hose and belting manufacturing	1	f	6	1,155	16.7	D
32629	Other rubber product manufacturing.....	2	f	15	g	13.3	D
326291	Rubber product manufacturing for mechanical use	1	e	6	e	16.7	D
326299	All other rubber product manufacturing	1	f	9	828	11.1	D
327	Nonmetallic mineral product manufacturing.....	24	806	240	4,433	10.0	18.2
3279	Other nonmetallic mineral products	3	e	41	795	7.3	D
32799	All other nonmetallic mineral products manufacturing	2	e	37	718	5.4	D
327999	Miscellaneous nonmetallic mineral products	2	e	8	468	25.0	D
331	Primary metal manufacturing.....	10	3,989	56	9,326	17.9	42.8
3311	Iron and steel mills and ferroalloy manufacturing.....	3	1,184	7	2,507	42.9	47.2
33111	Iron and steel mills and ferroalloy manufacturing.....	3	1,184	7	2,507	42.9	47.2
331111	Iron and steel mills.....	2	g	6	g	33.3	D
3312	Steel product manufacturing from purchased steel	6	h	12	3,976	50.0	D
33121	Iron, steel pipe and tube from purchase steel.....	3	g	6	3,098	50.0	D
331210	Iron, steel pipe and tube from purchase steel.....	3	g	6	3,098	50.0	D
33122	Rolling and drawing of purchased steel.....	3	660	6	878	50.0	75.2
331222	Steel wire drawing	3	660	4	f	75.0	D

See the note at the end of the table.

Table M2.1 Number and Employment of Foreign-Owned and All U.S. Establishments in Each State, by Detailed Industry—Continues

NAICS code	Industry	Foreign-owned establishments		All U.S. establishments		Foreign-owned establishments as a percentage of all U.S. establishments ¹	
		Number of establishments	Number of employees	Number of establishments	Number of employees	Number of establishments	Number of employees
332	Fabricated metal product manufacturing.....	10	894	542	16,915	1.8	5.3
3329	Other fabricated metal product manufacturing.....	2	e	61	5,157	3.3	D
333	Machinery manufacturing.....	12	5,149	239	14,648	5.0	35.2
3331	Agricultural, construction, and mining machinery manufacturing.....	3	g	33	2,950	9.1	D
33311	Agricultural implement manufacturing.....	2	g	24	2,595	8.3	D
333112	Lawn and garden equipment manufacturing.....	2	g	3	g	66.7	D
3333	Commercial and service industry machinery.....	1	e	20	1,109	5.0	D
33331	Commercial and service industry machinery.....	1	e	20	1,109	5.0	D
333319	Other commercial and service machinery manufacturing.....	1	e	12	940	8.3	D
3334	HVAC and commercial refrigeration equipment.....	4	2,305	24	5,039	16.7	45.7
33341	HVAC and commercial refrigeration equipment.....	4	2,305	24	5,039	16.7	45.7
333415	AC, refrigeration, and forced air heating.....	2	g	15	4,662	13.3	D
3339	Other general purpose machinery manufacturing.....	3	e	69	3,585	4.3	D
33399	All other general purpose machinery manufacturing.....	2	e	36	1,411	5.6	D
333991	Power-driven handtool manufacturing.....	2	e	2	e	100.0	D
334	Computer and electronic product manufacturing.....	3	f	46	3,727	6.5	D
3343	Audio and video equipment manufacturing.....	2	f	4	1,036	50.0	D
33431	Audio and video equipment manufacturing.....	2	f	4	1,036	50.0	D
334310	Audio and video equipment manufacturing.....	2	f	4	1,036	50.0	D
336	Transportation equipment manufacturing.....	8	2,985	132	15,244	6.1	19.6
3363	Motor vehicle parts manufacturing.....	4	e	43	4,764	9.3	D
3364	Aerospace product and parts manufacturing.....	4	h	20	4,315	20.0	D
33641	Aerospace product and parts manufacturing.....	4	h	20	4,315	20.0	D
336411	Aircraft manufacturing.....	2	g	6	g	33.3	D
336413	Other aircraft parts and equipment.....	2	e	7	936	28.6	D
California							
31-33	Manufacturing	967	132,863	44,266	1,440,018	2.2	9.2
311	Food manufacturing	76	13,436	3,410	164,364	2.2	8.2
3112	Grain and oilseed milling.....	9	f	87	4,100	10.3	D
31121	Flour milling and malt manufacturing.....	2	e	42	1,724	4.8	D
31122	Starch and vegetable oil manufacturing.....	7	674	37	1,298	18.9	51.9
311225	Fats and oils refining and blending.....	7	674	20	974	35.0	69.2
3113	Sugar and confectionery product manufacturing.....	4	f	207	7,974	1.9	D
31133	Confectionery manufacturing from purchased chocolate.....	2	f	124	3,528	1.6	D
311330	Confectionery manufacturing from purchased chocolate.....	2	f	124	3,528	1.6	D
3114	Fruit and vegetable preserving and specialty.....	14	2,440	300	35,229	4.7	6.9
31141	Frozen food manufacturing.....	4	1,361	99	14,142	4.0	9.6
311412	Frozen specialty food manufacturing.....	3	g	58	8,046	5.2	D
31142	Fruit and vegetable canning and drying.....	10	1,079	201	21,087	5.0	5.1
311421	Fruit and vegetable canning.....	5	e	120	14,502	4.2	D
311423	Dried and dehydrated food manufacturing.....	5	f	63	5,216	7.9	D
3115	Dairy product manufacturing.....	14	1,981	193	16,155	7.3	12.3
31151	Dairy product, except frozen, manufacturing.....	10	g	126	13,773	7.9	D
311513	Cheese manufacturing.....	6	f	46	4,758	13.0	D
31152	Ice cream and frozen dessert manufacturing.....	4	f	67	2,382	6.0	D
311520	Ice cream and frozen dessert manufacturing.....	4	f	67	2,382	6.0	D
3118	Bakeries and tortilla manufacturing.....	18	5,914	1,659	41,525	1.1	14.2
31181	Bread and bakery product manufacturing.....	5	h	1,457	32,611	0.3	D
311812	Commercial bakeries.....	4	h	365	18,669	1.1	D
31182	Cookie, cracker, and pasta manufacturing.....	6	411	127	4,047	4.7	10.2
31183	Tortilla manufacturing.....	7	h	75	4,867	9.3	D
311830	Tortilla manufacturing.....	7	h	75	4,867	9.3	D
3119	Other food manufacturing.....	11	762	535	30,209	2.1	2.5
31194	Seasoning and dressing manufacturing.....	6	330	102	3,461	5.9	9.5
31199	All other food manufacturing.....	5	432	248	15,063	2.0	2.9
312	Beverage and tobacco product manufacturing.....	59	5,379	1,151	38,692	5.1	13.9
3121	Beverage manufacturing.....	59	5,379	1,149	k	5.1	D
31211	Soft drink and ice manufacturing.....	19	g	119	9,438	16.0	D
312111	Soft drink manufacturing.....	3	e	46	6,451	6.5	D
312112	Bottled water manufacturing.....	9	g	47	2,448	19.1	D
312113	Ice manufacturing.....	7	e	26	539	26.9	D
31212	Breweries.....	2	f	47	3,399	4.3	D
312120	Breweries.....	2	f	47	3,399	4.3	D
31213	Wineries.....	37	h	969	25,485	3.8	D
312130	Wineries.....	37	h	969	25,485	3.8	D
313	Textile mills.....	2	f	403	9,754	0.5	D
3133	Textile and fabric finishing mills.....	1	f	228	7,202	0.4	D
31331	Textile and fabric finishing mills.....	1	f	205	6,877	0.5	D
313312	Other textile and fabric finishing mills.....	1	f	105	4,702	1.0	D
315	Apparel manufacturing.....	3	392	3,619	65,450	0.1	0.6
3152	Cut and sew apparel manufacturing.....	2	e	3,466	61,610	0.1	D
31529	Other cut and sew apparel manufacturing.....	1	e	96	1,846	1.0	D
315299	All other cut and sew apparel manufacturing.....	1	e	72	1,544	1.4	D
316	Leather and allied product manufacturing.....	3	f	178	4,924	1.7	D
3169	Other leather product manufacturing.....	3	f	106	3,737	2.8	D
31699	Other leather product manufacturing.....	3	f	106	3,737	2.8	D
316991	Luggage manufacturing.....	1	e	33	1,166	3.0	D
316992	Women's handbag and purse manufacturing.....	1	e	19	512	5.3	D
321	Wood product manufacturing.....	10	317	1,202	35,021	0.8	0.9
3219	Other wood product manufacturing.....	9	e	953	25,884	0.9	D
32192	Wood container and pallet manufacturing.....	8	e	249	5,386	3.2	D
321920	Wood container and pallet manufacturing.....	8	e	249	5,386	3.2	D
322	Paper manufacturing.....	22	2,273	500	24,960	4.4	9.1
3222	Converted paper product manufacturing.....	22	2,273	474	22,767	4.6	10.0
32221	Paperboard container manufacturing.....	15	1,753	238	16,132	6.3	10.9
322211	Corrugated and solid fiber box manufacturing.....	6	695	164	11,407	3.7	6.1
322212	Folding paperboard box manufacturing.....	6	e	45	3,033	13.3	D
322215	Nonfolding sanitary food container manufacturing.....	3	f	11	1,111	27.3	D
32222	Paper bag and coated and treated paper manufacturing.....	5	e	86	2,741	5.8	D

See the note at the end of the table.

Table M2.1 Number and Employment of Foreign-Owned and All U.S. Establishments in Each State, by Detailed Industry—Continues

NAICS code	Industry	Foreign-owned establishments		All U.S. establishments		Foreign-owned establishments as a percentage of all U.S. establishments ¹	
		Number of establishments	Number of employees	Number of establishments	Number of employees	Number of establishments	Number of employees
323	Printing and related support activities.....	7	1,817	4,302	66,775	0.2	2.7
3231	Printing and related support activities.....	7	1,817	4,302	66,775	0.2	2.7
32311	Printing.....	6	g	3,954	61,602	0.2	D
323110	Commercial lithographic printing.....	3	1,372	1,579	31,497	0.2	4.4
324	Petroleum and coal products manufacturing.....	21	g	219	13,598	9.6	D
3241	Petroleum and coal products manufacturing.....	21	g	219	13,598	9.6	D
32411	Petroleum refineries.....	3	g	24	9,898	12.5	D
324110	Petroleum refineries.....	3	g	24	9,898	12.5	D
325	Chemical manufacturing.....	105	22,071	1,618	77,352	6.5	28.5
3251	Basic chemical manufacturing.....	22	876	168	4,549	13.1	19.3
32518	Other basic inorganic chemical manufacturing.....	9	501	49	1,511	18.4	33.2
325188	All other basic inorganic chemical manufacturing.....	9	501	45	1,467	20.0	34.2
3252	Resin, rubber, and artificial fibers manufacturing.....	9	e	125	4,589	7.2	D
32521	Resin and synthetic rubber manufacturing.....	8	305	121	h	6.6	D
325211	Plastics material and resin manufacturing.....	8	305	101	3,562	7.9	8.6
3254	Pharmaceutical and medicine manufacturing.....	32	18,541	356	43,881	9.0	42.3
32541	Pharmaceutical and medicine manufacturing.....	32	18,541	356	43,881	9.0	42.3
325411	Medicinal and botanical manufacturing.....	3	e	64	3,346	4.7	D
325412	Pharmaceutical preparation manufacturing.....	16	15,204	169	26,618	9.5	57.1
325413	In-vitro diagnostic substance manufacturing.....	6	f	72	9,006	8.3	D
325414	Other biological product manufacturing.....	7	2,019	51	4,911	13.7	41.1
3255	Paint, coating, and adhesive manufacturing.....	15	978	239	4,850	6.3	20.2
32551	Paint and coating manufacturing.....	9	e	175	2,893	5.1	D
325510	Paint and coating manufacturing.....	9	e	175	2,893	5.1	D
32552	Adhesive manufacturing.....	6	f	64	1,957	9.4	D
325520	Adhesive manufacturing.....	6	f	64	1,957	9.4	D
3256	Soap, cleaning compound, and toiletry manufacturing.....	4	e	341	10,254	1.2	D
3259	Other chemical product and preparation manufacturing.....	19	937	294	7,367	6.5	12.7
32591	Printing ink manufacturing.....	10	e	47	1,885	21.3	D
325910	Printing ink manufacturing.....	10	e	47	1,885	21.3	D
32599	All other chemical preparation manufacturing.....	8	462	241	5,069	3.3	9.1
326	Plastics and rubber products manufacturing.....	34	3,363	1,579	67,863	2.2	5.0
3261	Plastics product manufacturing.....	26	2,823	1,348	60,576	1.9	4.7
32616	Plastics bottle manufacturing.....	3	e	51	3,243	5.9	D
326160	Plastics bottle manufacturing.....	3	e	51	3,243	5.9	D
32619	Other plastics product manufacturing.....	13	1,716	879	40,377	1.5	4.2
326199	All other plastics product manufacturing.....	13	1,716	814	34,418	1.6	5.0
3262	Rubber product manufacturing.....	8	540	231	7,287	3.5	7.4
32629	Other rubber product manufacturing.....	4	359	164	5,876	2.4	6.1
326299	All other rubber product manufacturing.....	3	e	112	3,735	2.7	D
327	Nonmetallic mineral product manufacturing.....	256	10,521	1,554	47,447	16.5	22.2
3271	Clay product and refractory manufacturing.....	3	e	167	3,561	1.8	D
3272	Glass and glass product manufacturing.....	9	1,310	297	9,971	3.0	13.1
32721	Glass and glass product manufacturing.....	9	1,310	297	9,971	3.0	13.1
327211	Flat glass manufacturing.....	2	e	6	788	33.3	D
327213	Glass container manufacturing.....	1	e	7	2,206	14.3	D
327215	Glass product manufacturing made of purchased glass.....	6	646	200	6,148	3.0	10.5
3273	Cement and concrete product manufacturing.....	230	8,131	730	25,147	31.5	32.3
32731	Cement manufacturing.....	10	1,382	26	2,035	38.5	67.9
327310	Cement manufacturing.....	10	1,382	26	2,035	38.5	67.9
32732	Ready-mix concrete manufacturing.....	193	5,095	450	11,035	42.9	46.2
327320	Ready-mix concrete manufacturing.....	193	5,095	450	11,035	42.9	46.2
32733	Concrete pipe, brick, and block manufacturing.....	12	471	84	3,902	14.3	12.1
327332	Concrete pipe manufacturing.....	10	e	30	1,327	33.3	D
32739	Other concrete product manufacturing.....	15	1,183	170	8,175	8.8	14.5
327390	Other concrete product manufacturing.....	15	1,183	170	8,175	8.8	14.5
3279	Other nonmetallic mineral products.....	13	792	316	7,300	4.1	10.8
32799	All other nonmetallic mineral products manufacturing.....	10	f	282	6,580	3.5	D
327993	Mineral wool manufacturing.....	2	e	27	2,082	7.4	D
331	Primary metal manufacturing.....	19	3,303	434	19,049	4.4	17.3
3311	Iron and steel mills and ferroalloy manufacturing.....	3	2,017	20	2,786	15.0	72.4
33111	Iron and steel mills and ferroalloy manufacturing.....	3	2,017	20	2,786	15.0	72.4
331111	Iron and steel mills.....	3	2,017	19	h	15.8	D
3312	Steel product manufacturing from purchased steel.....	7	623	47	1,896	14.9	32.9
33121	Iron, steel pipe and tube from purchase steel.....	4	415	11	617	36.4	67.3
331210	Iron, steel pipe and tube from purchase steel.....	4	415	11	617	36.4	67.3
3314	Other nonferrous metal production.....	9	663	96	2,905	9.4	22.8
33141	Other nonferrous metal production.....	3	446	21	898	14.3	49.7
331419	Primary nonferrous metal, except Cu and Al.....	3	446	21	898	14.3	49.7
332	Fabricated metal product manufacturing.....	67	7,876	7,327	157,606	0.9	5.0
3321	Forging and stamping.....	6	993	322	9,893	1.9	10.0
33211	Forging and stamping.....	6	993	322	9,893	1.9	10.0
332111	Iron and steel forging.....	2	f	39	1,240	5.1	D
332112	Nonferrous forging.....	1	e	16	2,294	6.3	D
3323	Architectural and structural metals manufacturing.....	15	1,156	1,550	41,751	1.0	2.8
33231	Plate work and fabricated structural products.....	2	e	452	13,749	0.4	D
332311	Prefabricated metal buildings and components.....	2	e	75	2,723	2.7	D
33232	Ornamental and architectural metal products.....	13	f	1,098	28,002	1.2	D
332322	Sheet metal work manufacturing.....	10	701	630	17,343	1.6	4.0
3324	Boiler, tank, and shipping container manufacturing.....	7	712	143	5,577	4.9	12.8
33242	Metal tank, heavy gauge, manufacturing.....	4	e	59	1,858	6.8	D
332420	Metal tank, heavy gauge, manufacturing.....	4	e	59	1,858	6.8	D
33243	Metal can, box, and other container manufacturing.....	3	e	64	2,996	4.7	D
332431	Metal can manufacturing.....	3	e	25	2,189	12.0	D
3325	Hardware manufacturing.....	4	f	114	3,335	3.5	D
33251	Hardware manufacturing.....	4	f	114	3,335	3.5	D
332510	Hardware manufacturing.....	4	f	114	3,335	3.5	D

See the note at the end of the table.

Table M2.1 Number and Employment of Foreign-Owned and All U.S. Establishments in Each State, by Detailed Industry—Continues

NAICS code	Industry	Foreign-owned establishments		All U.S. establishments		Foreign-owned establishments as a percentage of all U.S. establishments ¹	
		Number of establishments	Number of employees	Number of establishments	Number of employees	Number of establishments	Number of employees
3327	Machine shops and threaded product manufacturing.....	10	1,783	3,209	49,897	0.3	3.6
33271	Machine shops.....	6	833	2,673	31,183	0.2	2.7
332710	Machine shops.....	6	833	2,673	31,183	0.2	2.7
33272	Turned product and screw, nut, and bolt manufacturing.....	4	950	536	18,714	0.7	5.1
332722	Bolt, nut, screw, rivet, and washer manufacturing.....	2	f	118	8,521	1.7	D
3328	Coating, engraving, and heat treating metals.....	15	610	896	18,017	1.7	3.4
33281	Coating, engraving, and heat treating metals.....	15	610	896	18,017	1.7	3.4
332811	Metal heat treating.....	11	e	83	2,089	13.3	D
3329	Other fabricated metal product manufacturing.....	6	1,560	731	21,399	0.8	7.3
33291	Metal valve manufacturing.....	3	g	157	9,683	1.9	D
332911	Industrial valve manufacturing.....	2	f	62	3,365	3.2	D
332912	Fluid power valve and hose fitting manufacturing.....	1	e	44	3,845	2.3	D
33299	All other fabricated metal product manufacturing.....	3	e	574	11,716	0.5	D
332991	Ball and roller bearing manufacturing.....	1	e	15	783	6.7	D
333	Machinery manufacturing.....	49	5,302	2,546	79,301	1.9	6.7
3332	Industrial machinery manufacturing.....	9	855	446	15,061	2.0	5.7
33329	Other industrial machinery manufacturing.....	9	855	378	14,312	2.4	6.0
333295	Semiconductor machinery manufacturing.....	7	f	88	7,844	8.0	D
3333	Commercial and service industry machinery.....	11	1,411	360	10,772	3.1	13.1
33331	Commercial and service industry machinery.....	11	1,411	360	10,772	3.1	13.1
333314	Optical instrument and lens manufacturing.....	3	e	101	3,825	3.0	D
333315	Photographic and photocopying equipment manufacturing.....	3	f	61	1,700	4.9	D
333319	Other commercial and service machinery manufacturing.....	5	e	176	5,007	2.8	D
3334	HVAC and commercial refrigeration equipment.....	7	694	196	7,943	3.6	8.7
33341	HVAC and commercial refrigeration equipment.....	7	694	196	7,943	3.6	8.7
333414	Heating equipment, except warm air furnaces.....	2	e	59	3,092	3.4	D
3335	Metalworking machinery manufacturing.....	6	f	645	13,330	0.9	D
33351	Metalworking machinery manufacturing.....	6	f	645	13,330	0.9	D
333515	Cutting tool and machine tool accessory manufacturing.....	2	e	205	2,328	1.0	D
3339	Other general purpose machinery manufacturing.....	14	1,722	611	18,098	2.3	9.5
33391	Pump and compressor manufacturing.....	4	f	94	4,004	4.3	D
333911	Pump and pumping equipment manufacturing.....	2	e	57	2,954	3.5	D
33399	All other general purpose machinery manufacturing.....	8	973	398	10,987	2.0	8.9
333999	Miscellaneous general purpose machinery manufacturing.....	3	478	174	4,515	1.7	10.6
334	Computer and electronic product manufacturing.....	106	23,941	3,412	240,973	3.1	9.9
3341	Computer and peripheral equipment manufacturing.....	8	2,475	350	16,627	2.3	14.9
33411	Computer and peripheral equipment manufacturing.....	8	2,475	350	16,627	2.3	14.9
334111	Electronic computer manufacturing.....	3	257	114	5,967	2.6	4.3
334112	Computer storage device manufacturing.....	2	g	53	3,258	3.8	D
334119	Other computer peripheral equipment manufacturing.....	2	e	174	7,015	1.1	D
3342	Communications equipment manufacturing.....	14	g	396	49,852	3.5	D
33421	Telephone apparatus manufacturing.....	4	561	94	8,114	4.3	6.9
334210	Telephone apparatus manufacturing.....	4	561	94	8,114	4.3	6.9
33422	Broadcast and wireless communications equipment.....	8	1,475	234	39,788	3.4	3.7
334220	Broadcast and wireless communications equipment.....	8	1,475	234	39,788	3.4	3.7
33429	Other communications equipment manufacturing.....	2	e	68	1,950	2.9	D
334290	Other communications equipment manufacturing.....	2	e	68	1,950	2.9	D
3344	Semiconductor and electronic component manufacturing.....	31	8,109	1,321	86,106	2.3	9.4
33441	Semiconductor and electronic component manufacturing.....	31	8,109	1,321	86,106	2.3	9.4
334413	Semiconductors and related device manufacturing.....	8	2,221	370	37,064	2.2	6.0
334415	Electronic resistor manufacturing.....	3	e	14	878	21.4	D
334417	Electronic connector manufacturing.....	4	g	62	6,940	6.5	D
334418	Printed circuit assembly manufacturing.....	3	371	223	14,110	1.3	2.6
334419	Other electronic component manufacturing.....	12	3,472	336	12,014	3.6	28.9
3345	Electronic instrument manufacturing.....	48	7,542	1,023	77,297	4.7	9.8
33451	Electronic instrument manufacturing.....	48	7,542	1,023	77,297	4.7	9.8
334510	Electromedical apparatus manufacturing.....	13	1,857	154	14,733	8.4	12.6
334511	Search, detection, and navigation instruments.....	5	1,068	133	21,753	3.8	4.9
334513	Industrial process variable instruments.....	4	297	127	4,640	3.1	6.4
334514	Totalizing fluid meters and counting devices.....	1	f	33	1,360	3.0	D
334515	Electricity and signal testing instruments.....	9	1,918	218	13,681	4.1	14.0
334516	Analytical laboratory instrument manufacturing.....	3	e	124	10,886	2.4	D
334517	Irradiation apparatus manufacturing.....	1	e	30	3,941	3.3	D
334519	Other measuring and controlling device manufacturing.....	10	755	144	4,661	6.9	16.2
3346	Magnetic media manufacturing and reproducing.....	4	3,387	201	8,403	2.0	40.3
33461	Magnetic media manufacturing and reproducing.....	4	3,387	201	8,403	2.0	40.3
334612	Audio and video media reproduction.....	2	e	112	3,354	1.8	D
334613	Magnetic and optical recording media manufacturing.....	2	h	36	4,354	5.6	D
335	Electrical equipment and appliance manufacturing.....	23	3,549	882	37,495	2.6	9.5
3351	Electric lighting equipment manufacturing.....	4	e	250	10,006	1.6	D
33512	Lighting fixture manufacturing.....	3	e	234	8,981	1.3	D
335122	Nonresidential electric lighting fixture manufacturing.....	3	e	89	3,635	3.4	D
3352	Household appliance manufacturing.....	1	e	39	914	2.6	D
33522	Major appliance manufacturing.....	1	e	24	794	4.2	D
335221	Household cooking appliance manufacturing.....	1	e	18	701	5.6	D
3353	Electrical equipment manufacturing.....	6	847	239	9,758	2.5	8.7
33531	Electrical equipment manufacturing.....	6	847	239	9,758	2.5	8.7
335312	Motor and generator manufacturing.....	2	e	46	1,391	4.3	D
335314	Relay and industrial control manufacturing.....	2	e	117	4,759	1.7	D
3359	Other electrical equipment and component manufacturing.....	12	1,948	354	16,817	3.4	11.6
33592	Communication and energy wire and cable manufacturing.....	2	e	74	3,122	2.7	D
335929	Other communication and energy wire manufacturing.....	2	e	50	2,285	4.0	D
33599	Other electrical equipment and component manufacturing.....	8	1,218	179	9,277	4.5	13.1
335999	Miscellaneous electrical equipment manufacturing.....	4	f	165	8,972	2.4	D

See the note at the end of the table.

Table M2.1 Number and Employment of Foreign-Owned and All U.S. Establishments in Each State, by Detailed Industry—Continues

NAICS code	Industry	Foreign-owned establishments		All U.S. establishments		Foreign-owned establishments as a percentage of all U.S. establishments ¹	
		Number of establishments	Number of employees	Number of establishments	Number of employees	Number of establishments	Number of employees
336	Transportation equipment manufacturing	62	18,339	1,593	124,549	3.9	14.7
3361	Motor vehicle manufacturing	3	h	48	5,209	6.3	D
33611	Automobile and light truck manufacturing	2	h	38	4,193	5.3	D
336111	Automobile manufacturing	2	h	32	4,136	6.3	D
3362	Motor vehicle body and trailer manufacturing	3	251	218	10,500	1.4	2.4
33621	Motor vehicle body and trailer manufacturing	3	251	218	10,500	1.4	2.4
336211	Motor vehicle body manufacturing	3	251	109	4,183	2.8	6.0
3363	Motor vehicle parts manufacturing	26	3,903	657	22,710	4.0	17.2
33631	Motor vehicle gasoline engine and parts manufacturing	3	e	127	2,592	2.4	D
336312	Gasoline engine and engine parts manufacturing	3	e	106	2,002	2.8	D
33632	Motor vehicle electric equipment	4	f	89	2,503	4.5	D
336322	Other motor vehicle electric equipment manufacturing	4	f	76	2,263	5.3	D
33636	Motor vehicle seating and interior trim manufacturing	4	886	56	2,907	7.1	30.5
336360	Motor vehicle seating and interior trim manufacturing	4	886	56	2,907	7.1	30.5
33639	Other motor vehicle parts manufacturing	11	1,858	231	10,160	4.8	18.3
336399	All other motor vehicle parts manufacturing	11	1,858	226	10,136	4.9	18.3
3364	Aerospace product and parts manufacturing	26	7,886	304	71,161	8.6	11.1
33641	Aerospace product and parts manufacturing	26	7,886	304	71,161	8.6	11.1
336411	Aircraft manufacturing	2	f	36	13,340	5.6	D
336412	Aircraft engine and engine parts manufacturing	3	g	49	h	6.1	D
336413	Other aircraft parts and equipment	21	5,960	189	30,337	11.1	19.6
3365	Railroad rolling stock manufacturing	1	e	11	628	9.1	D
33651	Railroad rolling stock manufacturing	1	e	11	628	9.1	D
336510	Railroad rolling stock manufacturing	1	e	11	628	9.1	D
3366	Ship and boat building	2	g	136	9,621	1.5	D
33661	Ship and boat building	2	g	136	9,621	1.5	D
336611	Ship building and repairing	2	g	65	7,470	3.1	D
3369	Other transportation equipment manufacturing	1	g	219	4,720	0.5	D
33699	Other transportation equipment manufacturing	1	g	219	4,720	0.5	D
336992	Military armored vehicles and tank parts manufacturing	1	g	5	g	20.0	D
337	Furniture and related product manufacturing	10	1,701	2,747	53,273	0.4	3.2
3371	Household and institutional furniture manufacturing	4	457	2,050	34,419	0.2	1.3
33712	Other household and institutional furniture	4	457	909	20,867	0.4	2.2
337121	Upholstered household furniture manufacturing	2	e	257	7,094	0.8	D
3372	Office furniture and fixtures manufacturing	2	e	536	13,057	0.4	D
33721	Office furniture and fixtures manufacturing	2	e	536	13,057	0.4	D
3379	Other furniture-related product manufacturing	4	f	161	5,797	2.5	D
33792	Blind and shade manufacturing	4	f	71	3,078	5.6	D
337920	Blind and shade manufacturing	4	f	71	3,078	5.6	D
339	Miscellaneous manufacturing	31	5,305	4,806	99,271	0.6	5.3
3391	Medical equipment and supplies manufacturing	18	2,460	1,802	56,532	1.0	4.4
33911	Medical equipment and supplies manufacturing	18	2,460	1,802	56,532	1.0	4.4
339113	Surgical appliance and supplies manufacturing	8	1,499	296	22,320	2.7	6.7
339115	Ophthalmic goods manufacturing	7	f	83	2,921	8.4	D
3399	Other miscellaneous manufacturing	13	2,845	3,004	42,739	0.4	6.7
33992	Sporting and athletic goods manufacturing	1	f	333	8,844	0.3	D
339920	Sporting and athletic goods manufacturing	1	f	333	8,844	0.3	D
33999	All other miscellaneous manufacturing	9	1,594	1,415	17,250	0.6	9.2
339991	Gasket, packing, and sealing device manufacturing	3	510	69	2,470	4.3	20.6
339992	Musical instrument manufacturing	2	f	88	3,234	2.3	D
Colorado							
31-33	Manufacturing	134	18,311	5,285	137,791	2.5	13.3
311	Food manufacturing	6	h	447	15,681	1.3	D
3116	Animal slaughtering and processing	2	g	83	6,784	2.4	D
31161	Animal slaughtering and processing	2	g	83	6,784	2.4	D
311611	Animal, except poultry, slaughtering	2	g	41	4,764	4.9	D
312	Beverage and tobacco product manufacturing	3	g	74	3,715	4.1	D
3121	Beverage manufacturing	3	g	74	3,715	4.1	D
31212	Breweries	1	g	20	2,460	5.0	D
312120	Breweries	1	g	20	2,460	5.0	D
314	Textile product mills	1	f	110	2,012	0.9	D
3149	Other textile product mills	1	f	72	1,799	1.4	D
31499	All other textile product mills	1	f	40	1,282	2.5	D
314999	All other miscellaneous textile product mills	1	f	39	g	2.6	D
324	Petroleum and coal products manufacturing	3	e	18	879	16.7	D
3241	Petroleum and coal products manufacturing	3	e	18	879	16.7	D
32411	Petroleum refineries	1	e	1	e	100.0	D
324110	Petroleum refineries	1	e	1	e	100.0	D
325	Chemical manufacturing	16	2,477	186	7,470	8.6	33.2
3254	Pharmaceutical and medicine manufacturing	9	1,914	42	3,692	21.4	51.8
32541	Pharmaceutical and medicine manufacturing	9	1,914	42	3,692	21.4	51.8
325411	Medicinal and botanical manufacturing	1	e	8	434	12.5	D
325412	Pharmaceutical preparation manufacturing	3	f	15	1,050	20.0	D
325413	In-vitro diagnostic substance manufacturing	2	f	10	721	20.0	D
3259	Other chemical product and preparation manufacturing	3	e	46	2,185	6.5	D
32599	All other chemical preparation manufacturing	1	e	36	1,855	2.8	D
325992	Photographic film and chemical manufacturing	1	e	11	1,740	9.1	D
326	Plastics and rubber products manufacturing	12	250	181	4,813	6.6	5.2
327	Nonmetallic mineral product manufacturing	50	2,001	323	8,823	15.5	22.7
3272	Glass and glass product manufacturing	3	e	41	938	7.3	D
32721	Glass and glass product manufacturing	3	e	41	938	7.3	D
3273	Cement and concrete product manufacturing	45	1,410	161	4,497	28.0	31.4
32731	Cement manufacturing	3	310	5	335	60.0	92.5
327310	Cement manufacturing	3	310	5	335	60.0	92.5
32732	Ready-mix concrete manufacturing	32	498	92	1,661	34.8	30.0
327320	Ready-mix concrete manufacturing	32	498	92	1,661	34.8	30.0
32739	Other concrete product manufacturing	6	393	42	1,501	14.3	26.2
327390	Other concrete product manufacturing	6	393	42	1,501	14.3	26.2

See the note at the end of the table.

Table M2.1 Number and Employment of Foreign-Owned and All U.S. Establishments in Each State, by Detailed Industry—Continues

NAICS code	Industry	Foreign-owned establishments		All U.S. establishments		Foreign-owned establishments as a percentage of all U.S. establishments ¹	
		Number of establishments	Number of employees	Number of establishments	Number of employees	Number of establishments	Number of employees
331	Primary metal manufacturing.....	3	g	33	2,184	9.1	D
3311	Iron and steel mills and ferroalloy manufacturing.....	2	g	5	g	40.0	D
33111	Iron and steel mills and ferroalloy manufacturing.....	2	g	5	g	40.0	D
331111	Iron and steel mills.....	2	g	5	g	40.0	D
332	Fabricated metal product manufacturing.....	4	1,190	856	15,132	0.5	7.9
3325	Hardware manufacturing.....	1	f	6	766	16.7	D
33251	Hardware manufacturing.....	1	f	6	766	16.7	D
332510	Hardware manufacturing.....	1	f	6	766	16.7	D
3329	Other fabricated metal product manufacturing.....	1	e	90	1,863	1.1	D
33291	Metal valve manufacturing.....	1	e	15	824	6.7	D
332912	Fluid power valve and hose fitting manufacturing.....	1	e	6	e	16.7	D
333	Machinery manufacturing.....	14	1,215	305	8,864	4.6	13.7
3333	Commercial and service industry machinery.....	4	696	47	1,983	8.5	35.1
33331	Commercial and service industry machinery.....	4	696	47	1,983	8.5	35.1
333314	Optical instrument and lens manufacturing.....	3	e	20	965	15.0	D
333319	Other commercial and service machinery manufacturing.....	1	e	23	960	4.3	D
3334	HVAC and commercial refrigeration equipment.....	2	e	25	794	8.0	D
33341	HVAC and commercial refrigeration equipment.....	2	e	25	794	8.0	D
333415	AC, refrigeration, and forced air heating.....	2	e	11	572	18.2	D
334	Computer and electronic product manufacturing.....	9	861	362	18,990	2.5	4.5
3345	Electronic instrument manufacturing.....	5	723	129	7,584	3.9	9.5
33451	Electronic instrument manufacturing.....	5	723	129	7,584	3.9	9.5
334510	Electromedical apparatus manufacturing.....	2	f	17	2,577	11.8	D
339	Miscellaneous manufacturing.....	4	g	693	10,241	0.6	D
3391	Medical equipment and supplies manufacturing.....	3	g	269	5,871	1.1	D
33911	Medical equipment and supplies manufacturing.....	3	g	269	5,871	1.1	D
339112	Surgical and medical instrument manufacturing.....	1	g	31	3,272	3.2	D
Connecticut							
31-33	Manufacturing	137	18,095	4,922	190,626	2.8	9.5
311	Food manufacturing	4	f	275	7,519	1.5	D
3118	Bakeries and tortilla manufacturing.....	2	e	167	3,586	1.2	D
31181	Bread and bakery product manufacturing.....	2	e	160	3,099	1.3	D
311812	Commercial bakeries.....	2	e	33	1,853	6.1	D
322	Paper manufacturing.....	4	973	70	4,541	5.7	21.4
3221	Pulp, paper, and paperboard mills.....	2	f	7	1,423	28.6	D
32212	Paper mills.....	1	e	3	927	33.3	D
322121	Paper, except newsprint, mills.....	1	e	3	927	33.3	D
3222	Converted paper product manufacturing.....	2	e	63	3,118	3.2	D
323	Printing and related support activities.....	3	f	465	9,342	0.6	D
3231	Printing and related support activities.....	3	f	465	9,342	0.6	D
32311	Printing.....	3	f	435	8,844	0.7	D
323110	Commercial lithographic printing.....	2	e	188	4,877	1.1	D
325	Chemical manufacturing.....	17	1,889	168	8,224	10.1	23.0
3256	Soap, cleaning compound, and toiletry manufacturing.....	4	f	34	2,943	11.8	D
32562	Toilet preparation manufacturing.....	4	f	22	2,582	18.2	D
325620	Toilet preparation manufacturing.....	4	f	22	2,582	18.2	D
3259	Other chemical product and preparation manufacturing.....	3	526	42	1,808	7.1	29.1
32592	Explosives manufacturing.....	1	e	4	f	25.0	D
325920	Explosives manufacturing.....	1	e	4	f	25.0	D
32599	All other chemical preparation manufacturing.....	2	e	34	1,110	5.9	D
326	Plastics and rubber products manufacturing.....	10	876	194	8,382	5.2	10.5
3261	Plastics product manufacturing.....	8	f	168	7,436	4.8	D
32619	Other plastics product manufacturing.....	5	659	113	4,977	4.4	13.2
326199	All other plastics product manufacturing.....	4	e	108	4,442	3.7	D
327	Nonmetallic mineral product manufacturing.....	11	687	163	3,394	6.7	20.2
3279	Other nonmetallic mineral products.....	2	e	55	962	3.6	D
32791	Abrasive product manufacturing.....	1	e	8	361	12.5	D
327910	Abrasive product manufacturing.....	1	e	8	361	12.5	D
331	Primary metal manufacturing.....	5	382	79	3,958	6.3	9.7
332	Fabricated metal product manufacturing.....	17	2,511	1,291	34,310	1.3	7.3
3325	Hardware manufacturing.....	6	g	29	1,925	20.7	D
33251	Hardware manufacturing.....	6	g	29	1,925	20.7	D
332510	Hardware manufacturing.....	6	g	29	1,925	20.7	D
3329	Other fabricated metal product manufacturing.....	4	753	125	5,885	3.2	12.8
33299	All other fabricated metal product manufacturing.....	3	f	103	3,683	2.9	D
332991	Ball and roller bearing manufacturing.....	3	f	13	983	23.1	D
333	Machinery manufacturing.....	12	1,370	508	15,755	2.4	8.7
3332	Industrial machinery manufacturing.....	2	f	62	2,939	3.2	D
33329	Other industrial machinery manufacturing.....	1	f	46	2,285	2.2	D
333295	Semiconductor machinery manufacturing.....	1	f	6	f	16.7	D
3336	Turbine and power transmission equipment manufacturing.....	4	363	30	2,368	13.3	15.3
33361	Turbine and power transmission equipment manufacturing.....	4	363	30	2,368	13.3	15.3
334	Computer and electronic product manufacturing.....	10	2,054	297	17,270	3.4	11.9
3342	Communications equipment manufacturing.....	2	e	36	2,660	5.6	D
33422	Broadcast and wireless communications equipment.....	1	e	10	618	10.0	D
334220	Broadcast and wireless communications equipment.....	1	e	10	618	10.0	D
3345	Electronic instrument manufacturing.....	7	g	139	9,883	5.0	D
33451	Electronic instrument manufacturing.....	7	g	139	9,883	5.0	D
334510	Electromedical apparatus manufacturing.....	1	e	13	669	7.7	D
334511	Search, detection, and navigation instruments.....	1	f	12	2,682	8.3	D
334519	Other measuring and controlling device manufacturing.....	1	e	23	1,373	4.3	D
335	Electrical equipment and appliance manufacturing.....	6	1,126	174	11,354	3.4	9.9
3359	Other electrical equipment and component manufacturing.....	3	f	79	6,379	3.8	D
33593	Wiring device manufacturing.....	1	f	25	2,259	4.0	D
335932	Noncurrent-carrying wiring device manufacturing.....	1	f	6	1,234	16.7	D

See the note at the end of the table.

Table M2.1 Number and Employment of Foreign-Owned and All U.S. Establishments in Each State, by Detailed Industry—Continues

NAICS code	Industry	Foreign-owned establishments		All U.S. establishments		Foreign-owned establishments as a percentage of all U.S. establishments ¹	
		Number of establishments	Number of employees	Number of establishments	Number of employees	Number of establishments	Number of employees
336	Transportation equipment manufacturing.....	8	1,130	207	47,162	3.9	2.4
3363	Motor vehicle parts manufacturing.....	2	e	69	h	2.9	D
3364	Aerospace product and parts manufacturing.....	5	792	102	35,189	4.9	2.3
33641	Aerospace product and parts manufacturing.....	5	792	102	35,189	4.9	2.3
336413	Other aircraft parts and equipment.....	3	f	41	i	7.3	D
339	Miscellaneous manufacturing	10	3,538	393	9,926	2.5	35.6
3391	Medical equipment and supplies manufacturing.....	7	h	169	6,346	4.1	D
33911	Medical equipment and supplies manufacturing.....	7	h	169	6,346	4.1	D
339112	Surgical and medical instrument manufacturing.....	4	3,142	45	4,485	8.9	70.1
3399	Other miscellaneous manufacturing	3	e	224	3,580	1.3	D
Delaware							
31--33	Manufacturing	31	2,964	673	34,875	4.6	8.5
325	Chemical manufacturing	13	2,520	66	6,758	19.7	37.3
3251	Basic chemical manufacturing	5	e	19	1,257	26.3	D
32513	Synthetic dye and pigment manufacturing.....	2	e	3	f	66.7	D
325132	Synthetic organic dye and pigment manufacturing.....	2	e	2	e	100.0	D
3254	Pharmaceutical and medicine manufacturing.....	3	g	10	2,594	30.0	D
32541	Pharmaceutical and medicine manufacturing.....	3	g	10	2,594	30.0	D
325412	Pharmaceutical preparation manufacturing.....	1	f	3	g	33.3	D
325413	In-vitro diagnostic substance manufacturing	2	g	3	g	66.7	D
Florida							
31--33	Manufacturing	557	31,056	14,340	354,583	3.9	8.8
311	Food manufacturing	15	1,149	902	29,457	1.7	3.9
3114	Fruit and vegetable preserving and specialty	2	e	57	6,411	3.5	D
31142	Fruit and vegetable canning and drying.....	2	e	32	4,629	6.3	D
3115	Dairy product manufacturing.....	1	e	38	1,866	2.6	D
31152	Ice cream and frozen dessert manufacturing	1	e	17	513	5.9	D
311520	Ice cream and frozen dessert manufacturing	1	e	17	513	5.9	D
3119	Other food manufacturing	6	410	113	3,635	5.3	11.3
312	Beverage and tobacco product manufacturing.....	6	1,603	109	7,547	5.5	21.2
3121	Beverage manufacturing	4	f	97	5,533	4.1	D
31211	Soft drink and ice manufacturing	3	f	64	3,934	4.7	D
312112	Bottled water manufacturing	2	f	12	976	16.7	D
31214	Distilleries	1	e	6	613	16.7	D
312140	Distilleries	1	e	6	613	16.7	D
3122	Tobacco manufacturing.....	2	f	12	2,014	16.7	D
31222	Tobacco product manufacturing.....	2	f	12	2,014	16.7	D
312229	Other tobacco product manufacturing	2	f	10	g	20.0	D
321	Wood product manufacturing.....	20	725	545	15,904	3.7	4.6
3211	Sawmills and wood preservation	2	e	69	2,695	2.9	D
32111	Sawmills and wood preservation	2	e	69	2,695	2.9	D
321113	Sawmills.....	2	e	49	2,214	4.1	D
3219	Other wood product manufacturing.....	10	e	352	7,442	2.8	D
323	Printing and related support activities.....	3	e	1,933	21,947	0.2	D
3231	Printing and related support activities.....	3	e	1,933	21,947	0.2	D
32311	Printing.....	3	e	1,831	21,160	0.2	D
323110	Commercial lithographic printing	2	e	648	11,005	0.3	D
324	Petroleum and coal products manufacturing.....	7	e	52	1,711	13.5	D
3241	Petroleum and coal products manufacturing.....	7	e	52	1,711	13.5	D
32412	Asphalt paving and roofing materials manufacturing.....	4	e	40	1,511	10.0	D
324121	Asphalt paving mixture and block manufacturing.....	4	e	27	1,101	14.8	D
325	Chemical manufacturing.....	40	4,076	543	20,641	7.4	19.7
3253	Agricultural chemical manufacturing.....	6	668	63	3,545	9.5	18.8
32531	Fertilizer manufacturing	5	f	50	3,435	10.0	D
325312	Phosphatic fertilizer manufacturing.....	1	f	6	2,475	16.7	D
3254	Pharmaceutical and medicine manufacturing.....	18	1,995	88	7,872	20.5	25.3
32541	Pharmaceutical and medicine manufacturing.....	18	1,995	88	7,872	20.5	25.3
325411	Medicinal and botanical manufacturing	3	e	28	937	10.7	D
325412	Pharmaceutical preparation manufacturing.....	8	1,093	45	6,173	17.8	17.7
325414	Other biological product manufacturing.....	6	e	11	f	54.5	D
3255	Paint, coating, and adhesive manufacturing	4	e	87	2,201	4.6	D
3256	Soap, cleaning compound, and toiletry manufacturing.....	1	e	126	2,582	0.8	D
32562	Toilet preparation manufacturing.....	1	e	60	1,616	1.7	D
325620	Toilet preparation manufacturing.....	1	e	60	1,616	1.7	D
3259	Other chemical product and preparation manufacturing.....	8	328	97	1,548	8.2	21.2
326	Plastics and rubber products manufacturing.....	17	1,141	545	15,348	3.1	7.4
3261	Plastics product manufacturing.....	10	470	476	13,382	2.1	3.5
3262	Rubber product manufacturing.....	7	671	69	1,966	10.1	34.1
32622	Rubber and plastics hose and belting manufacturing.....	1	f	10	777	10.0	D
326220	Rubber and plastics hose and belting manufacturing.....	1	f	10	777	10.0	D
327	Nonmetallic mineral product manufacturing.....	340	9,394	1,022	23,648	33.3	39.7
3272	Glass and glass product manufacturing.....	4	g	121	2,685	3.3	D
32721	Glass and glass product manufacturing.....	4	g	121	2,685	3.3	D
327215	Glass product manufacturing made of purchased glass.....	4	g	96	2,211	4.2	D
3273	Cement and concrete product manufacturing.....	327	7,777	684	17,300	47.8	45.0
32731	Cement manufacturing.....	6	f	20	1,152	30.0	D
327310	Cement manufacturing	6	f	20	1,152	30.0	D
32732	Ready-mix concrete manufacturing	214	h	350	6,791	61.1	D
327320	Ready-mix concrete manufacturing	214	h	350	6,791	61.1	D
32733	Concrete pipe, brick, and block manufacturing	85	1,927	139	3,089	61.2	62.4
327331	Concrete block and brick manufacturing.....	59	g	104	2,114	56.7	D
327332	Concrete pipe manufacturing.....	26	f	35	975	74.3	D
32739	Other concrete product manufacturing	22	g	175	6,268	12.6	D
327390	Other concrete product manufacturing	22	g	175	6,268	12.6	D

See the note at the end of the table.

Table M2.1 Number and Employment of Foreign-Owned and All U.S. Establishments in Each State, by Detailed Industry—Continues

NAICS code	Industry	Foreign-owned establishments		All U.S. establishments		Foreign-owned establishments as a percentage of all U.S. establishments ¹	
		Number of establishments	Number of employees	Number of establishments	Number of employees	Number of establishments	Number of employees
331	Primary metal manufacturing.....	9	1,417	113	4,487	8.0	31.6
3311	Iron and steel mills and ferroalloy manufacturing.....	1	e	1	e	100.0	D
33111	Iron and steel mills and ferroalloy manufacturing.....	1	e	1	e	100.0	D
331111	Iron and steel mills.....	1	e	1	e	100.0	D
3312	Steel product manufacturing from purchased steel.....	5	e	16	1,606	31.3	D
3313	Alumina and aluminum production.....	3	f	33	1,460	9.1	D
33131	Alumina and aluminum production.....	3	f	33	1,460	9.1	D
331316	Aluminum extruded product manufacturing.....	2	f	10	1,000	20.0	D
332	Fabricated metal product manufacturing.....	23	1,389	1,960	40,617	1.2	3.4
3323	Architectural and structural metals manufacturing.....	15	680	732	21,588	2.0	3.1
33231	Plate work and fabricated structural products.....	8	459	237	7,529	3.4	6.1
332312	Fabricated structural metal manufacturing.....	8	459	153	5,127	5.2	9.0
333	Machinery manufacturing.....	28	2,693	766	19,936	3.7	13.5
3331	Agricultural, construction, and mining machinery manufacturing.....	3	e	53	1,709	5.7	D
33313	Mining and oil and gas field machinery manufacturing.....	3	e	15	849	20.0	D
333132	Oil and gas field machinery and equipment.....	1	e	8	592	12.5	D
3332	Industrial machinery manufacturing.....	4	e	101	2,106	4.0	D
33329	Other industrial machinery manufacturing.....	3	e	75	1,805	4.0	D
3333	Commercial and service industry machinery.....	7	985	104	3,712	6.7	26.5
33331	Commercial and service industry machinery.....	7	985	104	3,712	6.7	26.5
333319	Other commercial and service machinery manufacturing.....	5	f	64	1,977	7.8	D
3336	Turbine and power transmission equipment manufacturing.....	6	433	40	889	15.0	48.7
33361	Turbine and power transmission equipment manufacturing.....	6	433	40	889	15.0	48.7
333611	Turbine and turbine generator set units manufacturing.....	4	e	8	405	50.0	D
3339	Other general purpose machinery manufacturing.....	5	624	236	7,050	2.1	8.9
33391	Pump and compressor manufacturing.....	2	e	45	1,330	4.4	D
333912	Air and gas compressor manufacturing.....	2	e	19	e	10.5	D
33399	All other general purpose machinery manufacturing.....	3	e	116	3,747	2.6	D
333999	Miscellaneous general purpose machinery manufacturing.....	2	e	57	1,803	3.5	D
334	Computer and electronic product manufacturing.....	13	1,599	640	44,271	2.0	3.6
3345	Electronic instrument manufacturing.....	8	1,189	241	16,841	3.3	7.1
33451	Electronic instrument manufacturing.....	8	1,189	241	16,841	3.3	7.1
334510	Electromedical apparatus manufacturing.....	4	753	35	2,209	11.4	34.1
335	Electrical equipment and appliance manufacturing.....	5	887	255	11,555	2.0	7.7
3353	Electrical equipment manufacturing.....	2	e	80	2,919	2.5	D
33531	Electrical equipment manufacturing.....	2	e	80	2,919	2.5	D
335313	Switchgear and switchboard apparatus manufacturing.....	2	e	18	927	11.1	D
3359	Other electrical equipment and component manufacturing.....	3	e	102	6,929	2.9	D
33592	Communication and energy wire and cable manufacturing.....	2	e	22	895	9.1	D
335929	Other communication and energy wire manufacturing.....	2	e	13	858	15.4	D
336	Transportation equipment manufacturing.....	10	881	721	32,240	1.4	2.7
3364	Aerospace product and parts manufacturing.....	5	377	98	10,243	5.1	3.7
33641	Aerospace product and parts manufacturing.....	5	377	98	10,243	5.1	3.7
337	Furniture and related product manufacturing.....	5	e	1,364	15,144	0.4	D
3379	Other furniture-related product manufacturing.....	4	e	97	2,750	4.1	D
33792	Blind and shade manufacturing.....	4	e	56	1,570	7.1	D
337920	Blind and shade manufacturing.....	4	e	56	1,570	7.1	D
339	Miscellaneous manufacturing.....	12	2,672	1,805	30,549	0.7	8.7
3391	Medical equipment and supplies manufacturing.....	9	g	837	18,959	1.1	D
33911	Medical equipment and supplies manufacturing.....	9	g	837	18,959	1.1	D
339112	Surgical and medical instrument manufacturing.....	2	f	66	5,961	3.0	D
339113	Surgical appliance and supplies manufacturing.....	2	e	129	6,354	1.6	D
339115	Ophthalmic goods manufacturing.....	4	f	41	3,071	9.8	D
3399	Other miscellaneous manufacturing.....	3	g	968	11,590	0.3	D
33994	Office supplies, except paper, manufacturing.....	2	f	31	1,386	6.5	D
339941	Pen and mechanical pencil manufacturing.....	2	f	5	1,204	40.0	D
Georgia							
31-33	Manufacturing.....	409	49,207	8,704	411,209	4.7	12.0
311	Food manufacturing.....	17	3,566	526	67,836	3.2	5.3
3111	Animal food manufacturing.....	1	e	56	1,515	1.8	D
31111	Animal food manufacturing.....	1	e	56	1,515	1.8	D
311111	Dog and cat food manufacturing.....	1	e	5	e	20.0	D
3112	Grain and oilseed milling.....	2	e	25	1,627	8.0	D
31122	Starch and vegetable oil manufacturing.....	2	e	12	871	16.7	D
311225	Fats and oils refining and blending.....	2	e	8	f	25.0	D
3116	Animal slaughtering and processing.....	1	e	124	41,304	0.8	D
31161	Animal slaughtering and processing.....	1	e	124	41,304	0.8	D
311612	Meat processed from carcasses.....	1	e	29	3,597	3.4	D
3117	Seafood product preparation and packaging.....	1	f	5	f	20.0	D
31171	Seafood product preparation and packaging.....	1	f	5	f	20.0	D
311712	Fresh and frozen seafood processing.....	1	f	4	f	25.0	D
3118	Bakeries and tortilla manufacturing.....	8	1,104	175	12,012	4.6	9.2
31181	Bread and bakery product manufacturing.....	6	f	142	6,863	4.2	D
311812	Commercial bakeries.....	4	e	45	4,789	8.9	D
311813	Frozen cakes and other pastries manufacturing.....	2	e	8	1,199	25.0	D
31183	Tortilla manufacturing.....	1	e	9	1,641	11.1	D
311830	Tortilla manufacturing.....	1	e	9	1,641	11.1	D
3119	Other food manufacturing.....	2	f	70	5,850	2.9	D
31199	All other food manufacturing.....	2	f	31	2,075	6.5	D
311999	All other miscellaneous food manufacturing.....	2	f	21	1,056	9.5	D
312	Beverage and tobacco product manufacturing.....	2	f	64	3,864	3.1	D
3121	Beverage manufacturing.....	1	f	61	h	1.6	D
31212	Breweries.....	1	f	7	g	14.3	D
312120	Breweries.....	1	f	7	g	14.3	D
313	Textile mills.....	10	1,521	192	26,314	5.2	5.8
3132	Fabric mills.....	6	f	69	8,084	8.7	D
31321	Broadwoven fabric mills.....	4	f	38	6,199	10.5	D
313210	Broadwoven fabric mills.....	4	f	38	6,199	10.5	D
3133	Textile and fabric finishing mills.....	3	758	53	4,133	5.7	18.3
31331	Textile and fabric finishing mills.....	3	758	43	3,366	7.0	22.5
313312	Other textile and fabric finishing mills.....	2	f	21	1,398	9.5	D

See the note at the end of the table.

Table M2.1 Number and Employment of Foreign-Owned and All U.S. Establishments in Each State, by Detailed Industry—Continues

NAICS code	Industry	Foreign-owned establishments		All U.S. establishments		Foreign-owned establishments as a percentage of all U.S. establishments ¹	
		Number of establishments	Number of employees	Number of establishments	Number of employees	Number of establishments	Number of employees
314	Textile product mills.....	4	833	408	32,858	1.0	2.5
3141	Textile furnishings mills.....	2	e	263	26,863	0.8	D
31412	Curtain and linen mills.....	1	e	92	2,491	1.1	D
314121	Curtain and drapery mills.....	1	e	63	958	1.6	D
3149	Other textile product mills.....	2	e	145	5,995	1.4	D
31499	All other textile product mills.....	2	e	102	4,708	2.0	D
321	Wood product manufacturing.....	9	708	553	22,194	1.6	3.2
3211	Sawmills and wood preservation.....	3	e	140	6,722	2.1	D
32111	Sawmills and wood preservation.....	3	e	140	6,722	2.1	D
321113	Sawmills.....	3	e	118	5,869	2.5	D
322	Paper manufacturing.....	11	2,633	174	19,424	6.3	13.6
3221	Pulp, paper, and paperboard mills.....	4	1,196	24	8,034	16.7	14.9
32212	Paper mills.....	1	e	9	2,236	11.1	D
322122	Newsprint mills.....	1	e	2	f	50.0	D
32213	Paperboard mills.....	3	f	11	3,923	27.3	D
322130	Paperboard mills.....	3	f	11	3,923	27.3	D
3222	Converted paper product manufacturing.....	7	1,437	150	11,390	4.7	12.6
32221	Paperboard container manufacturing.....	5	g	96	6,250	5.2	D
322211	Corrugated and solid fiber box manufacturing.....	4	f	53	4,003	7.5	D
32229	Other converted paper product manufacturing.....	2	e	22	2,562	9.1	D
322291	Sanitary paper product manufacturing.....	1	e	9	1,811	11.1	D
323	Printing and related support activities.....	4	1,247	996	17,142	0.4	7.3
3231	Printing and related support activities.....	4	1,247	996	17,142	0.4	7.3
32311	Printing.....	4	1,247	904	15,168	0.4	8.2
323111	Commercial gravure printing.....	3	g	13	1,228	23.1	D
325	Chemical manufacturing.....	55	4,145	484	20,368	11.4	20.4
3251	Basic chemical manufacturing.....	17	1,217	94	4,171	18.1	29.2
32513	Synthetic dye and pigment manufacturing.....	2	e	10	907	20.0	D
325131	Inorganic dye and pigment manufacturing.....	2	e	7	f	28.6	D
32518	Other basic inorganic chemical manufacturing.....	9	492	40	1,294	22.5	38.0
325188	All other basic inorganic chemical manufacturing.....	8	e	36	1,198	22.2	D
32519	Other basic organic chemical manufacturing.....	3	e	27	1,729	11.1	D
325199	All other basic organic chemical manufacturing.....	3	e	23	g	13.0	D
3253	Agricultural chemical manufacturing.....	8	534	37	1,557	21.6	34.3
32532	Pesticide and other agricultural chemical manufacturing.....	2	e	19	1,164	10.5	D
325320	Pesticide and other agricultural chemical manufacturing.....	2	e	19	1,164	10.5	D
3254	Pharmaceutical and medicine manufacturing.....	5	410	36	1,988	13.9	20.6
32541	Pharmaceutical and medicine manufacturing.....	5	410	36	1,988	13.9	20.6
3255	Paint, coating, and adhesive manufacturing.....	9	574	76	2,221	11.8	25.8
32552	Adhesive manufacturing.....	5	e	38	1,149	13.2	D
325520	Adhesive manufacturing.....	5	e	38	1,149	13.2	D
3259	Other chemical product and preparation manufacturing.....	9	1,109	94	3,668	9.6	30.2
32599	All other chemical preparation manufacturing.....	7	g	77	3,275	9.1	D
325992	Photographic film and chemical manufacturing.....	1	e	15	693	6.7	D
325998	Other miscellaneous chemical product manufacturing.....	6	742	52	1,935	11.5	38.3
326	Plastics and rubber products manufacturing.....	28	3,528	435	27,931	6.4	12.6
3261	Plastics product manufacturing.....	20	1,859	356	21,592	5.6	8.6
32611	Plastics packaging materials, film and sheet.....	5	588	59	4,176	8.5	14.1
326112	Plastics packaging film and sheet manufacturing.....	3	e	14	1,151	21.4	D
326113	Nonpackaging plastics film and sheet manufacturing.....	2	e	34	2,299	5.9	D
32616	Plastics bottle manufacturing.....	2	e	22	1,884	9.1	D
326160	Plastics bottle manufacturing.....	2	e	22	1,884	9.1	D
32619	Other plastics product manufacturing.....	9	764	210	10,927	4.3	7.0
326199	All other plastics product manufacturing.....	7	f	185	9,406	3.8	D
3262	Rubber product manufacturing.....	8	1,669	79	6,339	10.1	26.3
32621	Tire manufacturing.....	4	f	26	3,147	15.4	D
326211	Tire manufacturing, except retreading.....	3	720	11	2,777	27.3	25.9
32629	Other rubber product manufacturing.....	4	f	45	2,877	8.9	D
326299	All other rubber product manufacturing.....	2	f	31	1,970	6.5	D
327	Nonmetallic mineral product manufacturing.....	114	4,233	689	20,389	16.5	20.8
3271	Clay product and refractory manufacturing.....	6	792	48	2,461	12.5	32.2
32712	Clay building material and refractories manufacturing.....	6	792	21	1,996	28.6	39.7
327121	Brick and structural clay tile manufacturing.....	4	e	9	937	44.4	D
327125	Nonclay refractory manufacturing.....	1	f	5	724	20.0	D
3272	Glass and glass product manufacturing.....	5	509	39	2,670	12.8	19.1
32721	Glass and glass product manufacturing.....	5	509	39	2,670	12.8	19.1
327215	Glass product manufacturing made of purchased glass.....	4	e	32	1,606	12.5	D
3273	Cement and concrete product manufacturing.....	99	1,831	380	8,654	26.1	21.2
32732	Ready-mix concrete manufacturing.....	71	975	247	4,337	28.7	22.5
327320	Ready-mix concrete manufacturing.....	71	975	247	4,337	28.7	22.5
32733	Concrete pipe, brick, and block manufacturing.....	20	455	48	1,229	41.7	37.0
3279	Other nonmetallic mineral products.....	4	1,101	210	5,961	1.9	18.5
32799	All other nonmetallic mineral products manufacturing.....	4	1,101	205	5,866	2.0	18.8
327992	Ground or treated minerals and earths manufacturing.....	1	f	7	754	14.3	D
327993	Mineral wool manufacturing.....	1	e	17	1,841	5.9	D
331	Primary metal manufacturing.....	7	936	73	4,523	9.6	20.7
3311	Iron and steel mills and ferroalloy manufacturing.....	2	e	5	480	40.0	D
33111	Iron and steel mills and ferroalloy manufacturing.....	2	e	5	480	40.0	D
331111	Iron and steel mills.....	2	e	5	480	40.0	D
3312	Steel product manufacturing from purchased steel.....	2	e	9	533	22.2	D
332	Fabricated metal product manufacturing.....	30	3,075	1,223	32,130	2.5	9.6
3323	Architectural and structural metals manufacturing.....	11	1,226	406	13,579	2.7	9.0
33231	Plate work and fabricated structural products.....	4	280	155	5,416	2.6	5.2
33232	Ornamental and architectural metal products.....	7	946	251	8,163	2.8	11.6
332321	Metal window and door manufacturing.....	4	778	48	2,981	8.3	26.1
3324	Boiler, tank, and shipping container manufacturing.....	3	284	38	2,844	7.9	10.0
3325	Hardware manufacturing.....	3	f	16	1,528	18.8	D
33251	Hardware manufacturing.....	3	f	16	1,528	18.8	D
332510	Hardware manufacturing.....	3	f	16	1,528	18.8	D

See the note at the end of the table.

Table M2.1 Number and Employment of Foreign-Owned and All U.S. Establishments in Each State, by Detailed Industry—Continues

NAICS code	Industry	Foreign-owned establishments		All U.S. establishments		Foreign-owned establishments as a percentage of all U.S. establishments ¹	
		Number of establishments	Number of employees	Number of establishments	Number of employees	Number of establishments	Number of employees
3329	Other fabricated metal product manufacturing.....	7	843	125	4,424	5.6	19.1
33299	All other fabricated metal product manufacturing.....	7	843	116	4,068	6.0	20.7
332991	Ball and roller bearing manufacturing.....	3	575	10	1,868	30.0	30.8
333	Machinery manufacturing.....	36	6,504	504	22,046	7.1	29.5
3331	Agricultural, construction, and mining machinery manufacturing.....	7	2,701	74	5,184	9.5	52.1
33311	Agricultural implement manufacturing.....	4	1,858	51	3,627	7.8	51.2
333111	Farm machinery and equipment manufacturing.....	2	f	45	g	4.4	D
333112	Lawn and garden equipment manufacturing.....	2	g	6	g	33.3	D
33312	Construction machinery manufacturing.....	3	843	20	1,507	15.0	55.9
333120	Construction machinery manufacturing.....	3	843	20	1,507	15.0	55.9
3332	Industrial machinery manufacturing.....	9	f	130	2,920	6.9	D
33329	Other industrial machinery manufacturing.....	7	e	108	2,544	6.5	D
333294	Food product machinery manufacturing.....	3	357	27	936	11.1	38.1
3334	HVAC and commercial refrigeration equipment.....	9	2,055	50	5,642	18.0	36.4
33341	HVAC and commercial refrigeration equipment.....	9	2,055	50	5,642	18.0	36.4
333415	AC, refrigeration, and forced air heating.....	8	g	38	5,225	21.1	D
3339	Other general purpose machinery manufacturing.....	8	917	127	4,432	6.3	20.7
33391	Pump and compressor manufacturing.....	1	e	20	1,336	5.0	D
333911	Pump and pumping equipment manufacturing.....	1	e	15	1,137	6.7	D
33399	All other general purpose machinery manufacturing.....	6	e	69	1,960	8.7	D
334	Computer and electronic product manufacturing.....	10	2,496	210	8,761	4.8	28.5
3343	Audio and video equipment manufacturing.....	1	g	7	g	14.3	D
33431	Audio and video equipment manufacturing.....	1	g	7	g	14.3	D
334310	Audio and video equipment manufacturing.....	1	g	7	g	14.3	D
3345	Electronic instrument manufacturing.....	4	1,005	67	2,938	6.0	34.2
33451	Electronic instrument manufacturing.....	4	1,005	67	2,938	6.0	34.2
334513	Industrial process variable instruments.....	2	f	14	796	14.3	D
334514	Totalizing fluid meters and counting devices.....	1	e	9	656	11.1	D
335	Electrical equipment and appliance manufacturing.....	14	2,132	131	13,569	10.7	15.7
3351	Electric lighting equipment manufacturing.....	2	f	17	1,469	11.8	D
33512	Lighting fixture manufacturing.....	2	f	17	1,469	11.8	D
335122	Nonresidential electric lighting fixture manufacturing.....	2	f	8	1,348	25.0	D
3359	Other electrical equipment and component manufacturing.....	9	1,365	56	5,495	16.1	24.8
33591	Battery manufacturing.....	3	e	15	1,795	20.0	D
335912	Primary battery manufacturing.....	2	e	3	f	66.7	D
33592	Communication and energy wire and cable manufacturing.....	3	f	18	2,616	16.7	D
335921	Fiber optic cable manufacturing.....	3	f	7	859	42.9	D
336	Transportation equipment manufacturing.....	26	7,226	274	40,804	9.5	17.7
3363	Motor vehicle parts manufacturing.....	16	3,814	125	10,012	12.8	38.1
33632	Motor vehicle electric equipment.....	2	f	18	1,288	11.1	D
336322	Other motor vehicle electric equipment manufacturing.....	2	f	18	1,288	11.1	D
33634	Motor vehicle brake system manufacturing.....	3	423	6	755	50.0	56.0
336340	Motor vehicle brake system manufacturing.....	3	423	6	755	50.0	56.0
33635	Motor vehicle power train components manufacturing.....	3	751	13	989	23.1	75.9
336350	Motor vehicle power train components manufacturing.....	3	751	13	989	23.1	75.9
33637	Motor vehicle metal stamping.....	2	e	12	951	16.7	D
336370	Motor vehicle metal stamping.....	2	e	12	951	16.7	D
33639	Other motor vehicle parts manufacturing.....	5	1,288	38	4,419	13.2	29.1
336391	Motor vehicle air-conditioning manufacturing.....	2	f	4	1,298	50.0	D
336399	All other motor vehicle parts manufacturing.....	3	e	34	3,121	8.8	D
3369	Other transportation equipment manufacturing.....	5	3,226	20	4,353	25.0	74.1
33699	Other transportation equipment manufacturing.....	5	3,226	20	4,353	25.0	74.1
336992	Military armored vehicles and tank parts manufacturing.....	2	e	2	e	100.0	D
336999	All other transportation equipment manufacturing.....	3	h	13	3,838	23.1	D
339	Miscellaneous manufacturing.....	15	3,391	829	13,894	1.8	24.4
3391	Medical equipment and supplies manufacturing.....	7	1,758	352	5,986	2.0	29.4
33911	Medical equipment and supplies manufacturing.....	7	1,758	352	5,986	2.0	29.4
339113	Surgical appliance and supplies manufacturing.....	2	f	43	1,912	4.7	D
339115	Ophthalmic goods manufacturing.....	4	g	18	1,280	22.2	D
3399	Other miscellaneous manufacturing.....	8	1,633	477	7,908	1.7	20.6
33999	All other miscellaneous manufacturing.....	6	g	165	4,122	3.6	D
339991	Gasket, packing, and sealing device manufacturing.....	3	f	9	f	33.3	D
339993	Fastener, button, needle, and pin manufacturing.....	1	f	6	g	16.7	D
Hawaii							
31-33	Manufacturing	17	f	983	14,121	1.7	D
311	Food manufacturing.....	10	300	266	5,316	3.8	5.6
Idaho							
31-33	Manufacturing	30	3,374	1,941	64,767	1.5	5.2
311	Food manufacturing.....	7	1,896	218	15,208	3.2	12.5
3114	Fruit and vegetable preserving and specialty.....	1	f	36	8,218	2.8	D
31141	Frozen food manufacturing.....	1	f	16	4,929	6.3	D
311411	Frozen fruit and vegetable manufacturing.....	1	f	11	3,856	9.1	D
3115	Dairy product manufacturing.....	4	f	21	g	19.0	D
31151	Dairy product, except frozen, manufacturing.....	4	f	19	1,798	21.1	D
311513	Cheese manufacturing.....	3	f	10	1,349	30.0	D
325	Chemical manufacturing.....	2	e	77	1,699	2.6	D
3253	Agricultural chemical manufacturing.....	2	e	19	702	10.5	D
32531	Fertilizer manufacturing.....	1	e	18	f	5.6	D
325312	Phosphatic fertilizer manufacturing.....	1	e	4	f	25.0	D
327	Nonmetallic mineral product manufacturing.....	10	447	92	1,508	10.9	29.6
3273	Cement and concrete product manufacturing.....	9	e	52	1,196	17.3	D
333	Machinery manufacturing.....	3	324	122	2,582	2.5	12.5
3331	Agricultural, construction, and mining machinery manufacturing.....	2	e	42	1,078	4.8	D

See the note at the end of the table.

Table M2.1 Number and Employment of Foreign-Owned and All U.S. Establishments in Each State, by Detailed Industry—Continues

NAICS code	Industry	Foreign-owned establishments		All U.S. establishments		Foreign-owned establishments as a percentage of all U.S. establishments ¹	
		Number of establishments	Number of employees	Number of establishments	Number of employees	Number of establishments	Number of employees
Illinois							
31--33	Manufacturing	407	66,953	15,720	663,352	2.6	10.1
311	Food manufacturing	31	5,987	1,150	76,260	2.7	7.9
3112	Grain and oilseed milling	8	1,662	46	6,722	17.4	24.7
31122	Starch and vegetable oil manufacturing	8	1,662	29	4,198	27.6	39.6
311221	Wet corn milling	1	e	3	1,114	33.3	D
311222	Soybean processing	4	f	13	1,552	30.8	D
311225	Fats and oils refining and blending	3	f	13	1,532	23.1	D
3113	Sugar and confectionery product manufacturing	5	g	86	7,335	5.8	D
31133	Confectionery manufacturing from purchased chocolate	2	g	50	3,759	4.0	D
311330	Confectionery manufacturing from purchased chocolate	2	g	50	3,759	4.0	D
31134	Nonchocolate confectionery manufacturing	3	g	25	3,342	12.0	D
311340	Nonchocolate confectionery manufacturing	3	g	25	3,342	12.0	D
3114	Fruit and vegetable preserving and specialty	2	e	75	7,540	2.7	D
3115	Dairy product manufacturing	5	529	61	4,337	8.2	12.2
31151	Dairy product, except frozen, manufacturing	5	529	45	3,053	11.1	17.3
3118	Bakeries and tortilla manufacturing	4	520	466	16,861	0.9	3.1
31182	Cookie, cracker, and pasta manufacturing	2	e	50	5,760	4.0	D
3119	Other food manufacturing	3	444	168	11,124	1.8	4.0
31194	Seasoning and dressing manufacturing	2	e	45	4,442	4.4	D
311941	Mayonnaise, dressing, and sauce manufacturing	2	e	19	2,248	10.5	D
312	Beverage and tobacco product manufacturing	3	f	88	3,642	3.4	D
3121	Beverage manufacturing	3	f	87	h	3.4	D
31214	Distilleries	1	e	2	e	50.0	D
312140	Distilleries	1	e	2	e	50.0	D
315	Apparel manufacturing	2	f	146	3,954	1.4	D
3152	Cut and sew apparel manufacturing	2	f	107	3,317	1.9	D
31522	Men's cut and sew apparel manufacturing	2	f	28	2,031	7.1	D
315222	Men's suit, coat, and overcoat manufacturing	2	f	14	1,569	14.3	D
321	Wood product manufacturing	7	e	458	9,971	1.5	D
3219	Other wood product manufacturing	7	e	353	7,666	2.0	D
322	Paper manufacturing	12	1,274	293	18,913	4.1	6.7
3221	Pulp, paper, and paperboard mills	3	317	13	869	23.1	36.5
32212	Paper mills	3	317	9	634	33.3	50.0
322121	Paper, except newsprint, mills	3	317	9	634	33.3	50.0
3222	Converted paper product manufacturing	9	957	280	18,044	3.2	5.3
32221	Paperboard container manufacturing	4	610	155	11,673	2.6	5.2
322212	Folding paperboard box manufacturing	3	f	43	4,109	7.0	D
32222	Paper bag and coated and treated paper manufacturing	5	347	61	3,039	8.2	11.4
323	Printing and related support activities	10	3,396	1,870	46,068	0.5	7.4
3231	Printing and related support activities	10	3,396	1,870	46,068	0.5	7.4
32311	Printing	7	h	1,696	40,500	0.4	D
323110	Commercial lithographic printing	5	2,435	742	22,935	0.7	10.6
323111	Commercial gravure printing	1	f	21	2,167	4.8	D
32312	Support activities for printing	3	e	174	5,568	1.7	D
323122	Prepress services	3	e	114	2,776	2.6	D
324	Petroleum and coal products manufacturing	9	f	85	4,649	10.6	D
3241	Petroleum and coal products manufacturing	9	f	85	4,649	10.6	D
32411	Petroleum refineries	1	f	8	2,688	12.5	D
324110	Petroleum refineries	1	f	8	2,688	12.5	D
325	Chemical manufacturing	70	6,143	715	50,265	9.8	12.2
3251	Basic chemical manufacturing	13	f	120	5,915	10.8	D
3252	Resin, rubber, and artificial fibers manufacturing	6	888	76	4,417	7.9	20.1
32521	Resin and synthetic rubber manufacturing	6	888	74	h	8.1	D
325211	Plastics material and resin manufacturing	6	888	67	4,194	9.0	21.2
3254	Pharmaceutical and medicine manufacturing	9	994	63	20,687	14.3	4.8
32541	Pharmaceutical and medicine manufacturing	9	994	63	20,687	14.3	4.8
325412	Pharmaceutical preparation manufacturing	5	e	30	18,691	16.7	D
325414	Other biological product manufacturing	1	f	9	627	11.1	D
3255	Paint, coating, and adhesive manufacturing	12	1,149	132	6,131	9.1	18.7
32551	Paint and coating manufacturing	3	f	94	4,279	3.2	D
325510	Paint and coating manufacturing	3	f	94	4,279	3.2	D
32552	Adhesive manufacturing	9	f	38	1,852	23.7	D
325520	Adhesive manufacturing	9	f	38	1,852	23.7	D
3256	Soap, cleaning compound, and toiletry manufacturing	10	1,509	127	7,823	7.9	19.3
32561	Soap and cleaning compound manufacturing	10	1,509	86	3,963	11.6	38.1
325611	Soap and other detergent manufacturing	4	g	43	2,123	9.3	D
325613	Surface active agent manufacturing	5	391	15	1,211	33.3	32.3
3259	Other chemical product and preparation manufacturing	19	1,015	169	4,607	11.2	22.0
32591	Printing ink manufacturing	12	487	38	g	31.6	D
325910	Printing ink manufacturing	12	487	38	g	31.6	D
32599	All other chemical preparation manufacturing	5	e	127	3,185	3.9	D
326	Plastics and rubber products manufacturing	38	7,948	717	52,103	5.3	15.3
3261	Plastics product manufacturing	27	4,008	633	45,234	4.3	8.9
32611	Plastics packaging materials, film and sheet	3	520	81	6,380	3.7	8.2
326111	Plastics bag manufacturing	1	e	27	3,074	3.7	D
32612	Plastics pipe, fittings, and profile shapes	2	e	35	1,972	5.7	D
326121	Unlaminated plastics profile shape manufacturing	2	e	25	1,549	8.0	D
32616	Plastics bottle manufacturing	4	390	31	3,377	12.9	11.5
326160	Plastics bottle manufacturing	4	390	31	3,377	12.9	11.5
32619	Other plastics product manufacturing	15	2,400	438	30,386	3.4	7.9
326199	All other plastics product manufacturing	15	2,400	417	29,345	3.6	8.2
3262	Rubber product manufacturing	11	3,940	84	6,869	13.1	57.4
32621	Tire manufacturing	3	h	24	3,495	12.5	D
326211	Tire manufacturing, except retreading	3	h	6	3,231	50.0	D
32622	Rubber and plastics hose and belting manufacturing	4	f	11	1,050	36.4	D
326220	Rubber and plastics hose and belting manufacturing	4	f	11	1,050	36.4	D
32629	Other rubber product manufacturing	4	733	49	2,324	8.2	31.5
326291	Rubber product manufacturing for mechanical use	4	733	24	1,280	16.7	57.3

See the note at the end of the table.

Table M2.1 Number and Employment of Foreign-Owned and All U.S. Establishments in Each State, by Detailed Industry—Continues

NAICS code	Industry	Foreign-owned establishments		All U.S. establishments		Foreign-owned establishments as a percentage of all U.S. establishments ¹	
		Number of establishments	Number of employees	Number of establishments	Number of employees	Number of establishments	Number of employees
327	Nonmetallic mineral product manufacturing.....	42	3,146	681	17,138	6.2	18.4
3271	Clay product and refractory manufacturing.....	4	e	57	1,101	7.0	D
32712	Clay building material and refractories manufacturing.....	4	e	29	764	13.8	D
327124	Clay refractory manufacturing.....	3	e	9	477	33.3	D
3272	Glass and glass product manufacturing.....	5	872	77	2,301	6.5	37.9
32721	Glass and glass product manufacturing.....	5	872	77	2,301	6.5	37.9
327213	Glass container manufacturing.....	3	f	4	813	75.0	D
3273	Cement and concrete product manufacturing.....	28	1,616	377	9,686	7.4	16.7
32731	Cement manufacturing.....	4	332	9	541	44.4	61.4
327310	Cement manufacturing.....	4	332	9	541	44.4	61.4
32732	Ready-mix concrete manufacturing.....	15	e	232	4,830	6.5	D
327320	Ready-mix concrete manufacturing.....	15	e	232	4,830	6.5	D
32733	Concrete pipe, brick, and block manufacturing.....	7	e	46	1,315	15.2	D
327331	Concrete block and brick manufacturing.....	6	e	25	704	24.0	D
32739	Other concrete product manufacturing.....	2	f	90	3,000	2.2	D
327390	Other concrete product manufacturing.....	2	f	90	3,000	2.2	D
331	Primary metal manufacturing.....	18	2,272	285	24,846	6.3	9.1
3311	Iron and steel mills and ferroalloy manufacturing.....	4	481	26	6,052	15.4	7.9
33111	Iron and steel mills and ferroalloy manufacturing.....	4	481	26	6,052	15.4	7.9
331111	Iron and steel mills.....	4	481	26	6,052	15.4	7.9
3312	Steel product manufacturing from purchased steel.....	6	1,102	40	3,835	15.0	28.7
33122	Rolling and drawing of purchased steel.....	3	f	26	2,122	11.5	D
331221	Rolling and drawing of purchased steel.....	1	f	12	1,201	8.3	D
331222	Steel wire drawing.....	2	e	14	921	14.3	D
3313	Alumina and aluminum production.....	3	261	28	2,037	10.7	12.8
33131	Alumina and aluminum production.....	3	261	28	2,037	10.7	12.8
3315	Foundries.....	2	e	136	8,691	1.5	D
332	Fabricated metal product manufacturing.....	42	5,490	3,465	106,662	1.2	5.1
3323	Architectural and structural metals manufacturing.....	11	1,383	517	17,892	2.1	7.7
33231	Plate work and fabricated structural products.....	7	f	227	6,616	3.1	D
332312	Fabricated structural metal manufacturing.....	7	f	143	3,516	4.9	D
33232	Ornamental and architectural metal products.....	4	e	290	11,276	1.4	D
332321	Metal window and door manufacturing.....	3	e	55	3,597	5.5	D
3325	Hardware manufacturing.....	3	569	55	2,606	5.5	21.8
33251	Hardware manufacturing.....	3	569	55	2,606	5.5	21.8
332510	Hardware manufacturing.....	3	569	55	2,606	5.5	21.8
3327	Machine shops and threaded product manufacturing.....	9	1,288	1,492	30,665	0.6	4.2
33272	Turned product and screw, nut, and bolt manufacturing.....	6	g	350	14,347	1.7	D
332721	Precision turned product manufacturing.....	4	1,038	235	9,027	1.7	11.5
3329	Other fabricated metal product manufacturing.....	8	1,808	370	18,471	2.2	9.8
33291	Metal valve manufacturing.....	4	e	84	6,246	4.8	D
332911	Industrial valve manufacturing.....	2	e	23	2,090	8.7	D
33299	All other fabricated metal product manufacturing.....	4	g	286	12,225	1.4	D
332991	Ball and roller bearing manufacturing.....	3	f	13	1,555	23.1	D
332999	Miscellaneous fabricated metal product manufacturing.....	1	f	194	6,286	0.5	D
333	Machinery manufacturing.....	54	7,740	1,864	89,124	2.9	8.7
3331	Agricultural, construction, and mining machinery manufacturing.....	6	1,994	131	22,014	4.6	9.1
33311	Agricultural implement manufacturing.....	4	g	62	7,497	6.5	D
333112	Lawn and garden equipment manufacturing.....	2	f	13	1,529	15.4	D
33312	Construction machinery manufacturing.....	1	f	51	14,011	2.0	D
333120	Construction machinery manufacturing.....	1	f	51	14,011	2.0	D
3333	Commercial and service industry machinery.....	7	645	164	7,394	4.3	8.7
33331	Commercial and service industry machinery.....	7	645	164	7,394	4.3	8.7
333319	Other commercial and service machinery manufacturing.....	7	645	106	5,568	6.6	11.6
3334	HVAC and commercial refrigeration equipment.....	7	1,000	117	6,819	6.0	14.7
33341	HVAC and commercial refrigeration equipment.....	7	1,000	117	6,819	6.0	14.7
333415	AC, refrigeration, and forced air heating.....	6	f	54	2,927	11.1	D
3335	Metalworking machinery manufacturing.....	12	1,388	711	13,864	1.7	10.0
33351	Metalworking machinery manufacturing.....	12	1,388	711	13,864	1.7	10.0
333512	Metal cutting machine tool manufacturing.....	4	429	39	1,563	10.3	27.4
333515	Cutting tool and machine tool accessory manufacturing.....	2	e	168	3,820	1.2	D
333518	Other metalworking machinery manufacturing.....	2	e	38	1,080	5.3	D
3336	Turbine and power transmission equipment manufacturing.....	5	654	69	10,366	7.2	6.3
33361	Turbine and power transmission equipment manufacturing.....	5	654	69	10,366	7.2	6.3
333618	Other engine equipment manufacturing.....	3	e	21	6,521	14.3	D
3339	Other general purpose machinery manufacturing.....	14	1,853	425	19,796	3.3	9.4
33392	Material handling equipment manufacturing.....	5	f	115	5,155	4.3	D
333924	Industrial truck, trailer, and stacker manufacturing.....	2	e	22	1,393	9.1	D
33399	All other general purpose machinery manufacturing.....	8	1,211	265	10,331	3.0	11.7
333996	Fluid power pump and motor manufacturing.....	4	g	8	1,639	50.0	D
334	Computer and electronic product manufacturing.....	15	3,868	657	35,635	2.3	10.9
3341	Computer and peripheral equipment manufacturing.....	1	f	46	2,770	2.2	D
33411	Computer and peripheral equipment manufacturing.....	1	f	46	2,770	2.2	D
334119	Other computer peripheral equipment manufacturing.....	1	f	36	2,710	2.8	D
3344	Semiconductor and electronic component manufacturing.....	4	e	246	10,267	1.6	D
33441	Semiconductor and electronic component manufacturing.....	4	e	246	10,267	1.6	D
3345	Electronic instrument manufacturing.....	8	2,572	218	14,255	3.7	18.0
33451	Electronic instrument manufacturing.....	8	2,572	218	14,255	3.7	18.0
334512	Automatic environmental control manufacturing.....	2	g	22	2,367	9.1	D
334517	Irradiation apparatus manufacturing.....	2	f	21	1,273	9.5	D
335	Electrical equipment and appliance manufacturing.....	10	989	382	25,408	2.6	3.9
3353	Electrical equipment manufacturing.....	8	f	162	9,579	4.9	D
33531	Electrical equipment manufacturing.....	8	f	162	9,579	4.9	D
335314	Relay and industrial control manufacturing.....	6	663	81	2,575	7.4	25.7
336	Transportation equipment manufacturing.....	27	12,755	427	46,986	6.3	27.1
3361	Motor vehicle manufacturing.....	2	i	13	7,050	15.4	D
33611	Automobile and light truck manufacturing.....	2	i	13	7,050	15.4	D
336111	Automobile manufacturing.....	2	i	8	7,029	25.0	D

See the note at the end of the table.

Table M2.1 Number and Employment of Foreign-Owned and All U.S. Establishments in Each State, by Detailed Industry—Continues

NAICS code	Industry	Foreign-owned establishments		All U.S. establishments		Foreign-owned establishments as a percentage of all U.S. establishments ¹	
		Number of establishments	Number of employees	Number of establishments	Number of employees	Number of establishments	Number of employees
3363	Motor vehicle parts manufacturing.....	23	i	277	26,590	8.3	D
33632	Motor vehicle electric equipment	6	3,490	57	6,745	10.5	51.7
336321	Vehicular lighting equipment manufacturing	3	g	13	2,642	23.1	D
336322	Other motor vehicle electric equipment manufacturing.....	3	g	44	4,103	6.8	D
33636	Motor vehicle seating and interior trim manufacturing	2	f	9	1,709	22.2	D
336360	Motor vehicle seating and interior trim manufacturing	2	f	9	1,709	22.2	D
33637	Motor vehicle metal stamping	1	f	55	5,652	1.8	D
336370	Motor vehicle metal stamping	1	f	55	5,652	1.8	D
33639	Other motor vehicle parts manufacturing.....	8	1,875	74	6,880	10.8	27.3
336399	All other motor vehicle parts manufacturing	8	1,875	68	i	11.8	D
3364	Aerospace product and parts manufacturing.....	1	e	22	4,989	4.5	D
33641	Aerospace product and parts manufacturing.....	1	e	22	4,989	4.5	D
336413	Other aircraft parts and equipment.....	1	e	14	h	7.1	D
339	Miscellaneous manufacturing	14	2,873	1,270	28,182	1.1	10.2
3391	Medical equipment and supplies manufacturing.....	4	665	509	8,809	0.8	7.5
33911	Medical equipment and supplies manufacturing.....	4	665	509	8,809	0.8	7.5
339115	Ophthalmic goods manufacturing.....	3	e	28	900	10.7	D
3399	Other miscellaneous manufacturing	10	2,208	761	19,373	1.3	11.4
33999	All other miscellaneous manufacturing	10	2,208	311	10,329	3.2	21.4
339991	Gasket, packing, and sealing device manufacturing.....	4	g	40	3,499	10.0	D
339994	Broom, brush, and mop manufacturing	2	f	14	1,438	14.3	D
Indiana							
31-33	Manufacturing	333	98,805	9,023	536,955	3.7	18.4
311	Food manufacturing	21	4,633	471	33,417	4.5	13.9
3112	Grain and oilseed milling.....	8	1,641	28	2,646	28.6	62.0
31122	Starch and vegetable oil manufacturing.....	7	g	14	2,165	50.0	D
311221	Wet corn milling	4	1,041	5	1,306	80.0	79.7
311222	Soybean processing	3	e	8	f	37.5	D
3115	Dairy product manufacturing.....	2	e	26	2,711	7.7	D
31152	Ice cream and frozen dessert manufacturing	2	e	9	727	22.2	D
311520	Ice cream and frozen dessert manufacturing	2	e	9	727	22.2	D
3116	Animal slaughtering and processing.....	1	g	73	8,464	1.4	D
31161	Animal slaughtering and processing.....	1	g	73	8,464	1.4	D
311611	Animal, except poultry, slaughtering.....	1	g	42	3,983	2.4	D
3118	Bakeries and tortilla manufacturing.....	5	646	163	8,721	3.1	7.4
31181	Bread and bakery product manufacturing.....	4	e	142	6,726	2.8	D
311813	Frozen cakes and other pastries manufacturing.....	1	e	7	1,075	14.3	D
312	Beverage and tobacco product manufacturing.....	1	g	51	4,025	2.0	D
3121	Beverage manufacturing	1	g	50	h	2.0	D
31214	Distilleries	1	g	1	g	100.0	D
312140	Distilleries	1	g	1	g	100.0	D
321	Wood product manufacturing.....	6	727	561	18,062	1.1	4.0
3212	Plywood and engineered wood product manufacturing.....	1	e	71	3,947	1.4	D
32121	Plywood and engineered wood product manufacturing.....	1	e	71	3,947	1.4	D
321211	Hardwood veneer and plywood manufacturing.....	1	e	34	2,630	2.9	D
3219	Other wood product manufacturing.....	5	e	379	11,903	1.3	D
322	Paper manufacturing.....	4	760	166	11,602	2.4	6.6
3222	Converted paper product manufacturing	4	760	157	10,875	2.5	7.0
32221	Paperboard container manufacturing.....	3	f	96	7,052	3.1	D
322211	Corrugated and solid fiber box manufacturing	2	e	63	4,576	3.2	D
322212	Folding paperboard box manufacturing	1	e	21	2,008	4.8	D
324	Petroleum and coal products manufacturing.....	4	g	74	3,797	5.4	D
3241	Petroleum and coal products manufacturing.....	4	g	74	3,797	5.4	D
32411	Petroleum refineries	1	g	3	g	33.3	D
324110	Petroleum refineries	1	g	3	g	33.3	D
325	Chemical manufacturing	27	6,097	333	23,637	8.1	25.8
3252	Resin, rubber, and artificial fibers manufacturing.....	5	g	38	3,690	13.2	D
32521	Resin and synthetic rubber manufacturing	5	g	38	3,690	13.2	D
325211	Plastics material and resin manufacturing	4	g	30	3,458	13.3	D
3254	Pharmaceutical and medicine manufacturing.....	6	3,371	40	11,375	15.0	29.6
32541	Pharmaceutical and medicine manufacturing.....	6	3,371	40	11,375	15.0	29.6
325412	Pharmaceutical preparation manufacturing	2	e	25	8,040	8.0	D
325413	In-vitro diagnostic substance manufacturing	2	h	7	h	28.6	D
3256	Soap, cleaning compound, and toiletry manufacturing	2	e	48	1,840	4.2	D
32561	Soap and cleaning compound manufacturing.....	2	e	41	1,462	4.9	D
325611	Soap and other detergent manufacturing	2	e	20	903	10.0	D
3259	Other chemical product and preparation manufacturing.....	7	505	69	2,289	10.1	22.1
32599	All other chemical preparation manufacturing.....	4	e	61	2,030	6.6	D
325991	Custom compounding of purchased resins	3	e	22	1,359	13.6	D
326	Plastics and rubber products manufacturing.....	38	7,369	559	43,843	6.8	16.8
3261	Plastics product manufacturing.....	24	3,276	459	34,667	5.2	9.4
32611	Plastics packaging materials, film and sheet.....	3	332	38	4,272	7.9	7.8
326113	Nonpackaging plastics film and sheet manufacturing.....	3	332	22	2,073	13.6	16.0
32614	Polystyrene foam product manufacturing.....	2	e	13	1,104	15.4	D
326140	Polystyrene foam product manufacturing.....	2	e	13	1,104	15.4	D
32619	Other plastics product manufacturing	15	2,267	327	23,089	4.6	9.8
326191	Plastics plumbing fixture manufacturing	3	e	22	1,249	13.6	D
326199	All other plastics product manufacturing	12	g	305	21,840	3.9	D
3262	Rubber product manufacturing	14	4,093	100	9,176	14.0	44.6
32621	Tire manufacturing	1	g	17	2,125	5.9	D
326211	Tire manufacturing, except retreading	1	g	3	g	33.3	D
32629	Other rubber product manufacturing.....	12	h	77	6,702	15.6	D
326291	Rubber product manufacturing for mechanical use	11	h	42	5,642	26.2	D
327	Nonmetallic mineral product manufacturing.....	40	3,340	479	15,446	8.4	21.6
3272	Glass and glass product manufacturing.....	7	1,342	55	4,719	12.7	28.4
32721	Glass and glass product manufacturing.....	7	1,342	55	4,719	12.7	28.4
327213	Glass container manufacturing.....	1	e	4	1,250	25.0	D
327215	Glass product manufacturing made of purchased glass.....	6	g	48	3,390	12.5	D

See the note at the end of the table.

Table M2.1 Number and Employment of Foreign-Owned and All U.S. Establishments in Each State, by Detailed Industry—Continues

NAICS code	Industry	Foreign-owned establishments		All U.S. establishments		Foreign-owned establishments as a percentage of all U.S. establishments ¹	
		Number of establishments	Number of employees	Number of establishments	Number of employees	Number of establishments	Number of employees
3273	Cement and concrete product manufacturing.....	28	1,048	279	5,747	10.0	18.2
32731	Cement manufacturing.....	6	620	8	645	75.0	96.1
327310	Cement manufacturing.....	6	620	8	645	75.0	96.1
3279	Other nonmetallic mineral products.....	3	f	98	3,251	3.1	D
32799	All other nonmetallic mineral products manufacturing.....	3	f	92	3,042	3.3	D
327993	Mineral wool manufacturing.....	2	f	15	1,422	13.3	D
331	Primary metal manufacturing.....	28	16,100	248	45,151	11.3	35.7
3311	Iron and steel mills and ferroalloy manufacturing.....	7	11,222	26	20,439	26.9	54.9
33111	Iron and steel mills and ferroalloy manufacturing.....	7	11,222	26	20,439	26.9	54.9
331111	Iron and steel mills.....	7	11,222	25	j	28.0	D
3312	Steel product manufacturing from purchased steel.....	9	1,137	31	3,060	29.0	37.2
33121	Iron, steel pipe and tube from purchase steel.....	2	e	8	1,046	25.0	D
331210	Iron, steel pipe and tube from purchase steel.....	2	e	8	1,046	25.0	D
33122	Rolling and drawing of purchased steel.....	7	f	23	2,014	30.4	D
331221	Roller steel shape manufacturing.....	5	508	12	1,265	41.7	40.2
3313	Alumina and aluminum production.....	4	396	48	6,026	8.3	6.6
33131	Alumina and aluminum production.....	4	396	48	6,026	8.3	6.6
3315	Foundries.....	8	3,345	100	12,351	8.0	27.1
33151	Ferrous metal foundries.....	4	1,464	45	7,261	8.9	20.2
331511	Iron foundries.....	4	1,464	34	5,033	11.8	29.1
33152	Nonferrous metal foundries.....	4	1,881	55	5,090	7.3	37.0
331521	Aluminum die-casting foundries.....	3	g	12	3,077	25.0	D
332	Fabricated metal product manufacturing.....	52	7,136	1,907	61,788	2.7	11.5
3321	Forging and stamping.....	10	1,231	116	6,120	8.6	20.1
33211	Forging and stamping.....	10	1,231	116	6,120	8.6	20.1
332117	Powder metallurgy part manufacturing.....	2	f	5	953	40.0	D
3323	Architectural and structural metals manufacturing.....	2	e	364	12,582	0.5	D
33232	Ornamental and architectural metal products.....	1	e	189	7,593	0.5	D
332321	Metal window and door manufacturing.....	1	e	31	2,452	3.2	D
3325	Hardware manufacturing.....	4	g	29	3,110	13.8	D
33251	Hardware manufacturing.....	4	g	29	3,110	13.8	D
332510	Hardware manufacturing.....	4	g	29	3,110	13.8	D
3327	Machine shops and threaded product manufacturing.....	10	1,058	809	14,117	1.2	7.5
33272	Turned product and screw, nut, and bolt manufacturing.....	7	g	146	6,468	4.8	D
332722	Bolt, nut, screw, rivet, and washer manufacturing.....	5	770	31	2,133	16.1	36.1
3328	Coating, engraving, and heat treating metals.....	7	f	237	7,902	3.0	D
33281	Coating, engraving, and heat treating metals.....	7	f	237	7,902	3.0	D
332811	Metal heat treating.....	3	349	53	2,347	5.7	14.9
332812	Metal coating and nonprecious engraving.....	3	e	101	3,355	3.0	D
3329	Other fabricated metal product manufacturing.....	15	1,789	209	11,226	7.2	15.9
33291	Metal valve manufacturing.....	5	783	39	3,891	12.8	20.1
332912	Fluid power valve and hose fitting manufacturing.....	2	e	20	1,190	10.0	D
332919	Other metal valve and pipe fitting manufacturing.....	1	e	4	e	25.0	D
33299	All other fabricated metal product manufacturing.....	10	1,006	170	7,335	5.9	13.7
332991	Ball and roller bearing manufacturing.....	3	f	11	1,906	27.3	D
333	Machinery manufacturing.....	31	4,480	905	40,241	3.4	11.1
3333	Commercial and service industry machinery.....	4	680	44	2,416	9.1	28.1
33331	Commercial and service industry machinery.....	4	680	44	2,416	9.1	28.1
333319	Other commercial and service machinery manufacturing.....	4	680	29	1,239	13.8	54.9
3334	HVAC and commercial refrigeration equipment.....	5	740	53	6,550	9.4	11.3
33341	HVAC and commercial refrigeration equipment.....	5	740	53	6,550	9.4	11.3
333412	Industrial and commercial fan and blower manufacturing.....	2	e	4	f	50.0	D
333414	Heating equipment, except warm air furnaces.....	1	e	15	1,256	6.7	D
3336	Turbine and power transmission equipment manufacturing.....	7	1,634	52	8,693	13.5	18.8
33361	Turbine and power transmission equipment manufacturing.....	7	1,634	52	8,693	13.5	18.8
333612	Speed changer, drive, and gear manufacturing.....	1	g	13	1,545	7.7	D
3339	Other general purpose machinery manufacturing.....	6	g	192	9,072	3.1	D
33392	Material handling equipment manufacturing.....	4	f	72	4,642	5.6	D
333924	Industrial truck, trailer, and stacker manufacturing.....	2	f	19	2,036	10.5	D
334	Computer and electronic product manufacturing.....	6	2,845	211	17,451	2.8	16.3
3345	Electronic instrument manufacturing.....	3	952	89	7,621	3.4	12.5
33451	Electronic instrument manufacturing.....	3	952	89	7,621	3.4	12.5
334519	Other measuring and controlling device manufacturing.....	1	g	19	917	5.3	D
3346	Magnetic media manufacturing and reproducing.....	2	g	17	2,198	11.8	D
33461	Magnetic media manufacturing and reproducing.....	2	g	17	2,198	11.8	D
334612	Audio and video media reproduction.....	2	g	12	2,146	16.7	D
335	Electrical equipment and appliance manufacturing.....	5	1,326	153	11,632	3.3	11.4
3353	Electrical equipment manufacturing.....	4	g	69	3,900	5.8	D
33531	Electrical equipment manufacturing.....	4	g	69	3,900	5.8	D
335312	Motor and generator manufacturing.....	2	e	23	2,185	8.7	D
335313	Switchgear and switchboard apparatus manufacturing.....	1	f	11	668	9.1	D
336	Transportation equipment manufacturing.....	60	36,803	676	133,587	8.9	27.5
3361	Motor vehicle manufacturing.....	2	i	24	12,833	8.3	D
33611	Automobile and light truck manufacturing.....	2	i	18	12,287	11.1	D
336111	Automobile manufacturing.....	1	h	9	h	11.1	D
336112	Light truck and utility vehicle manufacturing.....	1	h	9	i	11.1	D
3363	Motor vehicle parts manufacturing.....	54	24,209	363	69,842	14.9	34.7
33631	Motor vehicle gasoline engine and parts manufacturing.....	8	3,042	47	6,804	17.0	44.7
336311	Carburetor, piston ring, and valve manufacturing.....	3	598	5	683	60.0	87.6
336312	Gasoline engine and engine parts manufacturing.....	5	2,444	42	6,121	11.9	39.9
33632	Motor vehicle electric equipment.....	4	g	54	9,998	7.4	D
336321	Vehicular lighting equipment manufacturing.....	1	g	8	1,763	12.5	D
336322	Other motor vehicle electric equipment manufacturing.....	3	e	46	8,235	6.5	D
33633	Motor vehicle steering and suspension parts.....	3	1,125	20	4,875	15.0	23.1
336330	Motor vehicle steering and suspension parts.....	3	1,125	20	4,875	15.0	23.1
33634	Motor vehicle brake system manufacturing.....	2	f	16	3,128	12.5	D
336340	Motor vehicle brake system manufacturing.....	2	f	16	3,128	12.5	D
33635	Motor vehicle power train components manufacturing.....	15	9,617	46	19,160	32.6	50.2
336350	Motor vehicle power train components manufacturing.....	15	9,617	46	19,160	32.6	50.2

See the note at the end of the table.

Table M2.1 Number and Employment of Foreign-Owned and All U.S. Establishments in Each State, by Detailed Industry—Continues

NAICS code	Industry	Foreign-owned establishments		All U.S. establishments		Foreign-owned establishments as a percentage of all U.S. establishments ¹	
		Number of establishments	Number of employees	Number of establishments	Number of employees	Number of establishments	Number of employees
33636	Motor vehicle seating and interior trim manufacturing	5	1,299	31	3,861	16.1	33.6
336360	Motor vehicle seating and interior trim manufacturing	5	1,299	31	3,861	16.1	33.6
33637	Motor vehicle metal stamping	7	3,149	58	9,539	12.1	33.0
336370	Motor vehicle metal stamping	7	3,149	58	9,539	12.1	33.0
33639	Other motor vehicle parts manufacturing	10	3,754	91	12,477	11.0	30.1
336399	All other motor vehicle parts manufacturing	9	h	86	10,831	10.5	D
3364	Aerospace product and parts manufacturing	4	i	27	7,343	14.8	D
33641	Aerospace product and parts manufacturing	4	i	27	7,343	14.8	D
336412	Aircraft engine and engine parts manufacturing	3	i	14	5,994	21.4	D
336413	Other aircraft parts and equipment	1	e	10	g	10.0	D
337	Furniture and related product manufacturing	3	g	573	25,554	0.5	D
3371	Household and institutional furniture manufacturing	3	g	415	15,661	0.7	D
33712	Other household and institutional furniture	3	g	188	7,810	1.6	D
337125	Household furniture, except wood or metal, manufacturing	3	g	13	1,502	23.1	D
339	Miscellaneous manufacturing	6	1,601	683	24,968	0.9	6.4
3391	Medical equipment and supplies manufacturing	5	g	269	15,968	1.9	D
33911	Medical equipment and supplies manufacturing	5	g	269	15,968	1.9	D
339112	Surgical and medical instrument manufacturing	2	f	37	5,847	5.4	D
339113	Surgical appliance and supplies manufacturing	2	f	67	8,071	3.0	D
3399	Other miscellaneous manufacturing	1	e	414	9,000	0.2	D
33999	All other miscellaneous manufacturing	1	e	175	5,189	0.6	D
339991	Gasket, packing, and sealing device manufacturing	1	e	18	1,129	5.6	D
Iowa							
31-33	Manufacturing	130	22,883	3,824	224,361	3.4	10.2
311	Food manufacturing	21	5,050	495	49,099	4.2	10.3
3111	Animal food manufacturing	9	g	97	2,561	9.3	D
31111	Animal food manufacturing	9	g	97	2,561	9.3	D
311111	Dog and cat food manufacturing	3	f	7	f	42.9	D
3112	Grain and oilseed milling	5	607	54	6,358	9.3	9.5
31122	Starch and vegetable oil manufacturing	4	f	45	4,182	8.9	D
311221	Wet corn milling	2	e	13	3,065	15.4	D
3115	Dairy product manufacturing	2	e	27	3,759	7.4	D
31151	Dairy product, except frozen, manufacturing	2	e	23	g	8.7	D
311514	Dry, condensed, and evaporated dairy products	2	e	6	581	33.3	D
3116	Animal slaughtering and processing	2	g	154	27,638	1.3	D
31161	Animal slaughtering and processing	2	g	154	27,638	1.3	D
311611	Animal, except poultry, slaughtering	2	g	78	16,464	2.6	D
3119	Other food manufacturing	3	637	58	3,713	5.2	17.2
31194	Seasoning and dressing manufacturing	1	e	8	755	12.5	D
311942	Spice and extract manufacturing	1	e	5	f	20.0	D
312	Beverage and tobacco product manufacturing	4	g	27	1,625	14.8	D
3121	Beverage manufacturing	4	g	27	1,625	14.8	D
31211	Soft drink and ice manufacturing	4	g	7	1,536	57.1	D
312111	Soft drink manufacturing	2	g	5	g	40.0	D
321	Wood product manufacturing	2	e	185	11,424	1.1	D
3219	Other wood product manufacturing	2	e	132	9,956	1.5	D
32191	Millwork	1	e	36	8,222	2.8	D
321911	Wood window and door manufacturing	1	e	16	7,981	6.3	D
322	Paper manufacturing	1	e	52	4,372	1.9	D
3222	Converted paper product manufacturing	1	e	49	h	2.0	D
32221	Paperboard container manufacturing	1	e	25	2,065	4.0	D
322211	Corrugated and solid fiber box manufacturing	1	e	20	1,540	5.0	D
323	Printing and related support activities	3	f	353	8,821	0.8	D
3231	Printing and related support activities	3	f	353	8,821	0.8	D
32311	Printing	3	f	337	8,353	0.9	D
323117	Books printing	1	e	7	911	14.3	D
325	Chemical manufacturing	12	1,143	169	9,195	7.1	12.4
3251	Basic chemical manufacturing	4	492	58	2,956	6.9	16.6
32519	Other basic organic chemical manufacturing	3	e	41	2,496	7.3	D
325192	Cyclic crude and intermediate manufacturing	1	e	1	e	100.0	D
3254	Pharmaceutical and medicine manufacturing	4	321	30	2,311	13.3	13.9
32541	Pharmaceutical and medicine manufacturing	4	321	30	2,311	13.3	13.9
325412	Pharmaceutical preparation manufacturing	2	e	14	801	14.3	D
3259	Other chemical product and preparation manufacturing	3	e	24	1,294	12.5	D
326	Plastics and rubber products manufacturing	6	2,074	173	13,995	3.5	14.8
3261	Plastics product manufacturing	4	e	143	10,163	2.8	D
32611	Plastics packaging materials, film and sheet	2	e	14	1,423	14.3	D
3262	Rubber product manufacturing	2	g	30	3,832	6.7	D
32621	Tire manufacturing	1	g	15	2,443	6.7	D
326211	Tire manufacturing, except retreading	1	g	8	2,365	12.5	D
327	Nonmetallic mineral product manufacturing	43	857	338	6,394	12.7	13.4
3273	Cement and concrete product manufacturing	38	648	268	3,645	14.2	17.8
32731	Cement manufacturing	3	e	8	457	37.5	D
327310	Cement manufacturing	3	e	8	457	37.5	D
331	Primary metal manufacturing	3	1,188	62	8,260	4.8	14.4
3311	Iron and steel mills and ferroalloy manufacturing	2	f	3	737	66.7	D
33111	Iron and steel mills and ferroalloy manufacturing	2	f	3	737	66.7	D
331111	Iron and steel mills	2	f	3	737	66.7	D
3314	Other nonferrous metal production	1	e	5	f	20.0	D
33142	Rolled, drawn, extruded, and alloyed copper	1	e	1	e	100.0	D
331421	Copper rolling, drawing, and extruding	1	e	1	e	100.0	D
332	Fabricated metal product manufacturing	10	2,434	642	22,352	1.6	10.9
3321	Forging and stamping	3	484	27	1,815	11.1	26.7
33211	Forging and stamping	3	484	27	1,815	11.1	26.7
332116	Metal stamping	2	e	17	912	11.8	D

See the note at the end of the table.

Table M2.1 Number and Employment of Foreign-Owned and All U.S. Establishments in Each State, by Detailed Industry—Continues

NAICS code	Industry	Foreign-owned establishments		All U.S. establishments		Foreign-owned establishments as a percentage of all U.S. establishments ¹	
		Number of establishments	Number of employees	Number of establishments	Number of employees	Number of establishments	Number of employees
3323	Architectural and structural metals manufacturing.....	2	f	166	6,468	1.2	D
33232	Ornamental and architectural metal products.....	1	f	69	3,587	1.4	D
332321	Metal window and door manufacturing.....	1	f	15	2,246	6.7	D
3329	Other fabricated metal product manufacturing.....	4	856	78	5,253	5.1	16.3
33299	All other fabricated metal product manufacturing.....	3	f	64	3,034	4.7	D
332991	Ball and roller bearing manufacturing.....	2	f	2	f	100.0	D
333	Machinery manufacturing.....	12	2,662	437	37,177	2.7	7.2
3331	Agricultural, construction, and mining machinery manufacturing.....	2	f	122	19,439	1.6	D
33311	Agricultural implement manufacturing.....	1	f	83	10,641	1.2	D
333111	Farm machinery and equipment manufacturing.....	1	f	82	i	1.2	D
3332	Industrial machinery manufacturing.....	4	f	47	1,732	8.5	D
33329	Other industrial machinery manufacturing.....	3	527	43	1,684	7.0	31.3
333294	Food product machinery manufacturing.....	2	e	14	756	14.3	D
3339	Other general purpose machinery manufacturing.....	5	1,411	109	6,993	4.6	20.2
33392	Material handling equipment manufacturing.....	2	e	48	2,623	4.2	D
33399	All other general purpose machinery manufacturing.....	3	g	53	4,218	5.7	D
333996	Fluid power pump and motor manufacturing.....	1	f	5	g	20.0	D
334	Computer and electronic product manufacturing.....	1	e	74	10,915	1.4	D
3345	Electronic instrument manufacturing.....	1	e	32	i	3.1	D
33451	Electronic instrument manufacturing.....	1	e	32	i	3.1	D
334512	Automatic environmental control manufacturing.....	1	e	3	e	33.3	D
335	Electrical equipment and appliance manufacturing.....	4	h	41	7,867	9.8	D
3352	Household appliance manufacturing.....	2	g	7	h	28.6	D
33522	Major appliance manufacturing.....	1	g	6	h	16.7	D
335224	Household laundry equipment manufacturing.....	1	g	3	g	33.3	D
3353	Electrical equipment manufacturing.....	1	e	19	1,789	5.3	D
33531	Electrical equipment manufacturing.....	1	e	19	1,789	5.3	D
335313	Switchgear and switchboard apparatus manufacturing.....	1	e	4	1,058	25.0	D
336	Transportation equipment manufacturing.....	6	g	164	16,254	3.7	D
3363	Motor vehicle parts manufacturing.....	6	g	62	7,061	9.7	D
33631	Motor vehicle gasoline engine and parts manufacturing.....	1	e	14	977	7.1	D
336312	Gasoline engine and engine parts manufacturing.....	1	e	12	f	8.3	D
33637	Motor vehicle metal stamping.....	4	g	6	g	66.7	D
336370	Motor vehicle metal stamping.....	4	g	6	g	66.7	D
337	Furniture and related product manufacturing.....	1	e	215	8,374	0.5	D
3371	Household and institutional furniture manufacturing.....	1	e	154	4,720	0.6	D
33712	Other household and institutional furniture.....	1	e	57	1,403	1.8	D
337121	Upholstered household furniture manufacturing.....	1	e	8	819	12.5	D
Kansas							
31-33	Manufacturing.....	93	32,807	3,183	178,245	2.9	18.4
311	Food manufacturing.....	9	1,442	279	29,504	3.2	4.9
3111	Animal food manufacturing.....	3	e	60	1,832	5.0	D
31111	Animal food manufacturing.....	3	e	60	1,832	5.0	D
311111	Dog and cat food manufacturing.....	1	e	12	1,261	8.3	D
3112	Grain and oilseed milling.....	4	506	25	1,162	16.0	43.5
3119	Other food manufacturing.....	2	e	29	2,470	6.9	D
31194	Seasoning and dressing manufacturing.....	2	e	8	775	25.0	D
311942	Spice and extract manufacturing.....	2	e	7	f	28.6	D
322	Paper manufacturing.....	4	821	29	2,512	13.8	32.7
3222	Converted paper product manufacturing.....	4	821	27	g	14.8	D
32221	Paperboard container manufacturing.....	1	f	14	1,314	7.1	D
322211	Corrugated and solid fiber box manufacturing.....	1	f	9	1,168	11.1	D
32222	Paper bag and coated and treated paper manufacturing.....	3	e	6	591	50.0	D
323	Printing and related support activities.....	5	983	376	10,226	1.3	9.6
3231	Printing and related support activities.....	5	983	376	10,226	1.3	9.6
32311	Printing.....	5	983	348	9,919	1.4	9.9
323117	Books printing.....	2	f	9	945	22.2	D
325	Chemical manufacturing.....	13	1,237	147	7,932	8.8	15.6
3251	Basic chemical manufacturing.....	4	318	37	1,605	10.8	19.8
3254	Pharmaceutical and medicine manufacturing.....	6	f	28	3,108	21.4	D
32541	Pharmaceutical and medicine manufacturing.....	6	f	28	3,108	21.4	D
325412	Pharmaceutical preparation manufacturing.....	3	f	11	1,736	27.3	D
326	Plastics and rubber products manufacturing.....	6	1,103	141	12,357	4.3	8.9
3261	Plastics product manufacturing.....	5	f	120	9,538	4.2	D
32619	Other plastics product manufacturing.....	2	e	79	7,064	2.5	D
326199	All other plastics product manufacturing.....	2	e	72	i	2.8	D
3262	Rubber product manufacturing.....	1	f	21	2,819	4.8	D
32622	Rubber and plastics hose and belting manufacturing.....	1	f	7	g	14.3	D
326220	Rubber and plastics hose and belting manufacturing.....	1	f	7	g	14.3	D
327	Nonmetallic mineral product manufacturing.....	11	834	218	5,510	5.0	15.1
3272	Glass and glass product manufacturing.....	3	e	16	864	18.8	D
32721	Glass and glass product manufacturing.....	3	e	16	864	18.8	D
327212	Other pressed and blown glass and glassware.....	2	e	6	326	33.3	D
3273	Cement and concrete product manufacturing.....	7	314	139	2,836	5.0	11.1
332	Fabricated metal product manufacturing.....	8	1,024	601	18,012	1.3	5.7
3322	Cutlery and handtool manufacturing.....	1	e	17	729	5.9	D
33221	Cutlery and handtool manufacturing.....	1	e	17	729	5.9	D
332213	Saw blade and handsaw manufacturing.....	1	e	3	e	33.3	D
3323	Architectural and structural metals manufacturing.....	3	e	149	6,596	2.0	D
33232	Ornamental and architectural metal products.....	2	e	79	4,163	2.5	D
332322	Sheet metal work manufacturing.....	2	e	42	1,747	4.8	D
333	Machinery manufacturing.....	11	1,914	327	18,891	3.4	10.1
3331	Agricultural, construction, and mining machinery manufacturing.....	2	f	96	6,356	2.1	D
33312	Construction machinery manufacturing.....	2	f	21	2,257	9.5	D
333120	Construction machinery manufacturing.....	2	f	21	2,257	9.5	D
3334	HVAC and commercial refrigeration equipment.....	1	e	17	2,496	5.9	D
33341	HVAC and commercial refrigeration equipment.....	1	e	17	2,496	5.9	D
333415	AC, refrigeration, and forced air heating.....	1	e	7	1,704	14.3	D

See the note at the end of the table.

Table M2.1 Number and Employment of Foreign-Owned and All U.S. Establishments in Each State, by Detailed Industry—Continues

NAICS code	Industry	Foreign-owned establishments		All U.S. establishments		Foreign-owned establishments as a percentage of all U.S. establishments ¹	
		Number of establishments	Number of employees	Number of establishments	Number of employees	Number of establishments	Number of employees
3336	Turbine and power transmission equipment manufacturing.....	2	e	9	752	22.2	D
33361	Turbine and power transmission equipment manufacturing.....	2	e	9	752	22.2	D
333618	Other engine equipment manufacturing.....	2	e	2	e	100.0	D
334	Computer and electronic product manufacturing.....	4	g	104	7,049	3.8	D
3345	Electronic instrument manufacturing.....	3	g	39	3,884	7.7	D
33451	Electronic instrument manufacturing.....	3	g	39	3,884	7.7	D
334511	Search, detection, and navigation instruments.....	3	g	13	2,958	23.1	D
335	Electrical equipment and appliance manufacturing.....	2	f	57	4,188	3.5	D
3351	Electric lighting equipment manufacturing.....	1	e	9	f	11.1	D
33512	Lighting fixture manufacturing.....	1	e	9	f	11.1	D
335121	Residential electric lighting fixture manufacturing.....	1	e	4	e	25.0	D
336	Transportation equipment manufacturing.....	8	20,256	192	43,421	4.2	46.7
3364	Aerospace product and parts manufacturing.....	6	j	82	35,408	7.3	D
33641	Aerospace product and parts manufacturing.....	6	j	82	35,408	7.3	D
336411	Aircraft manufacturing.....	3	j	10	18,734	30.0	D
336413	Other aircraft parts and equipment.....	3	j	62	j	4.8	D
339	Miscellaneous manufacturing.....	6	f	251	4,612	2.4	D
3391	Medical equipment and supplies manufacturing.....	5	e	86	1,706	5.8	D
33911	Medical equipment and supplies manufacturing.....	5	e	86	1,706	5.8	D
339115	Ophthalmic goods manufacturing.....	4	e	6	405	66.7	D
Kentucky							
31-33	Manufacturing.....	253	59,665	4,178	247,521	6.1	24.1
311	Food manufacturing.....	11	4,388	259	24,559	4.2	17.9
3114	Fruit and vegetable preserving and specialty.....	2	g	16	3,382	12.5	D
31141	Frozen food manufacturing.....	1	f	6	2,474	16.7	D
311412	Frozen specialty food manufacturing.....	1	f	6	2,474	16.7	D
31142	Fruit and vegetable canning and drying.....	1	e	10	908	10.0	D
311421	Fruit and vegetable canning.....	1	e	9	f	11.1	D
3115	Dairy product manufacturing.....	1	e	15	2,926	6.7	D
31151	Dairy product, except frozen, manufacturing.....	1	e	14	h	7.1	D
311513	Cheese manufacturing.....	1	e	3	f	33.3	D
3116	Animal slaughtering and processing.....	1	g	57	8,867	1.8	D
31161	Animal slaughtering and processing.....	1	g	57	8,867	1.8	D
311611	Animal, except poultry, slaughtering.....	1	g	28	g	3.6	D
3119	Other food manufacturing.....	2	g	23	2,493	8.7	D
31194	Seasoning and dressing manufacturing.....	1	f	3	f	33.3	D
311942	Spice and extract manufacturing.....	1	f	2	f	50.0	D
31199	All other food manufacturing.....	1	e	8	570	12.5	D
311999	All other miscellaneous food manufacturing.....	1	e	6	f	16.7	D
312	Beverage and tobacco product manufacturing.....	5	735	56	4,476	8.9	16.4
3121	Beverage manufacturing.....	3	e	49	3,510	6.1	D
3122	Tobacco manufacturing.....	2	e	7	966	28.6	D
31222	Tobacco product manufacturing.....	2	e	5	f	40.0	D
312229	Other tobacco product manufacturing.....	2	e	4	f	50.0	D
322	Paper manufacturing.....	7	1,360	81	9,612	8.6	14.1
3221	Pulp, paper, and paperboard mills.....	2	f	7	1,705	28.6	D
32212	Paper mills.....	2	f	4	1,236	50.0	D
322121	Paper, except newsprint, mills.....	2	f	4	1,236	50.0	D
3222	Converted paper product manufacturing.....	5	f	74	7,907	6.8	D
32222	Paper bag and coated and treated paper manufacturing.....	3	e	19	2,787	15.8	D
322225	Flexible packaging foil manufacturing.....	2	e	4	e	50.0	D
323	Printing and related support activities.....	7	1,491	393	13,320	1.8	11.2
3231	Printing and related support activities.....	7	1,491	393	13,320	1.8	11.2
32311	Printing.....	5	g	368	12,767	1.4	D
323111	Commercial gravure printing.....	1	e	8	559	12.5	D
323112	Commercial flexographic printing.....	3	396	14	781	21.4	50.7
323117	Books printing.....	1	f	5	988	20.0	D
325	Chemical manufacturing.....	23	2,394	194	13,621	11.9	17.6
3251	Basic chemical manufacturing.....	10	854	51	4,753	19.6	18.0
32513	Synthetic dye and pigment manufacturing.....	3	317	4	319	75.0	99.4
325132	Synthetic organic dye and pigment manufacturing.....	3	317	4	319	75.0	99.4
32518	Other basic inorganic chemical manufacturing.....	4	e	12	1,822	33.3	D
325188	All other basic inorganic chemical manufacturing.....	4	e	10	g	40.0	D
3252	Resin, rubber, and artificial fibers manufacturing.....	3	623	32	3,405	9.4	18.3
32521	Resin and synthetic rubber manufacturing.....	3	623	32	3,405	9.4	18.3
325212	Synthetic rubber manufacturing.....	2	f	3	793	66.7	D
3254	Pharmaceutical and medicine manufacturing.....	4	e	13	802	30.8	D
32541	Pharmaceutical and medicine manufacturing.....	4	e	13	802	30.8	D
3256	Soap, cleaning compound, and toiletry manufacturing.....	1	e	17	1,472	5.9	D
32562	Toilet preparation manufacturing.....	1	e	5	e	20.0	D
325620	Toilet preparation manufacturing.....	1	e	5	e	20.0	D
326	Plastics and rubber products manufacturing.....	18	3,170	215	18,641	8.4	17.0
3261	Plastics product manufacturing.....	13	2,513	186	16,743	7.0	15.0
32611	Plastics packaging materials, film and sheet.....	2	e	19	2,394	10.5	D
326112	Plastics packaging film and sheet manufacturing.....	2	e	5	586	40.0	D
32616	Plastics bottle manufacturing.....	2	e	9	776	22.2	D
326160	Plastics bottle manufacturing.....	2	e	9	776	22.2	D
32619	Other plastics product manufacturing.....	6	1,602	127	11,642	4.7	13.8
326199	All other plastics product manufacturing.....	6	1,602	120	11,290	5.0	14.2
3262	Rubber product manufacturing.....	5	657	29	1,898	17.2	34.6
32622	Rubber and plastics hose and belting manufacturing.....	2	e	5	882	40.0	D
326220	Rubber and plastics hose and belting manufacturing.....	2	e	5	882	40.0	D
32629	Other rubber product manufacturing.....	3	e	11	859	27.3	D
326291	Rubber product manufacturing for mechanical use.....	2	e	5	f	40.0	D

See the note at the end of the table.

Table M2.1 Number and Employment of Foreign-Owned and All U.S. Establishments in Each State, by Detailed Industry—Continues

NAICS code	Industry	Foreign-owned establishments		All U.S. establishments		Foreign-owned establishments as a percentage of all U.S. establishments ¹	
		Number of establishments	Number of employees	Number of establishments	Number of employees	Number of establishments	Number of employees
327	Nonmetallic mineral product manufacturing.....	24	3,202	293	9,059	8.2	35.3
3271	Clay product and refractory manufacturing.....	4	362	20	1,049	20.0	34.5
32712	Clay building material and refractories manufacturing.....	4	362	12	733	33.3	49.4
3272	Glass and glass product manufacturing.....	8	1,940	34	3,344	23.5	58.0
32721	Glass and glass product manufacturing.....	8	1,940	34	3,344	23.5	58.0
327212	Other pressed and blown glass and glassware.....	4	1,230	8	1,506	50.0	81.7
327215	Glass product manufacturing made of purchased glass.....	3	f	24	g	12.5	D
3273	Cement and concrete product manufacturing.....	5	e	192	3,157	2.6	D
3274	Lime and gypsum product manufacturing.....	3	e	5	f	60.0	D
32741	Lime manufacturing.....	2	e	2	e	100.0	D
327410	Lime manufacturing.....	2	e	2	e	100.0	D
331	Primary metal manufacturing.....	18	5,003	79	13,935	22.8	35.9
3311	Iron and steel mills and ferroalloy manufacturing.....	5	1,995	13	3,819	38.5	52.2
33111	Iron and steel mills and ferroalloy manufacturing.....	5	1,995	13	3,819	38.5	52.2
331111	Iron and steel mills.....	5	1,995	12	h	41.7	D
3312	Steel product manufacturing from purchased steel.....	2	e	16	971	12.5	D
33121	Iron, steel pipe and tube from purchase steel.....	1	e	6	588	16.7	D
331210	Iron, steel pipe and tube from purchase steel.....	1	e	6	588	16.7	D
3313	Alumina and aluminum production.....	7	1,799	22	4,752	31.8	37.9
33131	Alumina and aluminum production.....	7	1,799	22	4,752	31.8	37.9
331312	Primary aluminum production.....	2	g	2	g	100.0	D
331315	Aluminum sheet, plate, and foil manufacturing.....	3	e	7	2,060	42.9	D
3314	Other nonferrous metal production.....	3	f	11	1,101	27.3	D
33142	Rolled, drawn, extruded, and alloyed copper.....	3	f	3	648	100.0	D
331421	Copper rolling, drawing, and extruding.....	1	e	2	f	50.0	D
3315	Foundries.....	1	e	17	3,292	5.9	D
33152	Nonferrous metal foundries.....	1	e	12	3,190	8.3	D
331524	Aluminum foundries, except die-casting.....	1	e	4	f	25.0	D
332	Fabricated metal product manufacturing.....	33	5,524	773	25,089	4.3	22.0
3321	Forging and stamping.....	4	794	33	2,863	12.1	27.7
33211	Forging and stamping.....	4	794	33	2,863	12.1	27.7
332111	Iron and steel forging.....	3	f	9	1,078	33.3	D
3323	Architectural and structural metals manufacturing.....	3	296	207	5,219	1.4	5.7
3325	Hardware manufacturing.....	5	734	13	1,419	38.5	51.7
33251	Hardware manufacturing.....	5	734	13	1,419	38.5	51.7
332510	Hardware manufacturing.....	5	734	13	1,419	38.5	51.7
3326	Spring and wire product manufacturing.....	5	1,429	27	2,819	18.5	50.7
33261	Spring and wire product manufacturing.....	5	1,429	27	2,819	18.5	50.7
332611	Spring, heavy gauge, manufacturing.....	3	e	5	488	60.0	D
332612	Spring, light gauge, manufacturing.....	2	f	7	1,545	28.6	D
3329	Other fabricated metal product manufacturing.....	9	1,805	90	4,358	10.0	41.4
33291	Metal valve manufacturing.....	2	f	6	g	33.3	D
332912	Fluid power valve and hose fitting manufacturing.....	2	f	3	i	66.7	D
33299	All other fabricated metal product manufacturing.....	7	f	84	h	8.3	D
332991	Ball and roller bearing manufacturing.....	4	444	7	704	57.1	63.1
332995	Other ordnance and accessories manufacturing.....	1	e	2	e	50.0	D
333	Machinery manufacturing.....	15	3,294	316	18,354	4.7	17.9
3331	Agricultural, construction, and mining machinery manufacturing.....	3	905	32	2,147	9.4	42.2
33312	Construction machinery manufacturing.....	2	f	11	1,211	18.2	D
333120	Construction machinery manufacturing.....	2	f	11	1,211	18.2	D
3335	Metalworking machinery manufacturing.....	4	f	92	3,002	4.3	D
33351	Metalworking machinery manufacturing.....	4	f	92	3,002	4.3	D
333512	Metal cutting machine tool manufacturing.....	1	f	5	1,346	20.0	D
3339	Other general purpose machinery manufacturing.....	6	1,325	99	6,195	6.1	21.4
33392	Material handling equipment manufacturing.....	2	e	40	3,040	5.0	D
333922	Conveyor and conveying equipment manufacturing.....	2	e	30	1,578	6.7	D
33399	All other general purpose machinery manufacturing.....	3	757	49	2,179	6.1	34.7
333993	Packaging machinery manufacturing.....	1	e	6	828	16.7	D
333999	Miscellaneous general purpose machinery manufacturing.....	2	e	23	720	8.7	D
334	Computer and electronic product manufacturing.....	1	e	67	3,360	1.5	D
3342	Communications equipment manufacturing.....	1	e	6	f	16.7	D
33429	Other communications equipment manufacturing.....	1	e	4	f	25.0	D
334290	Other communications equipment manufacturing.....	1	e	4	f	25.0	D
335	Electrical equipment and appliance manufacturing.....	7	1,480	65	7,735	10.8	19.1
3351	Electric lighting equipment manufacturing.....	2	f	12	g	16.7	D
33511	Electric lamp bulb and part manufacturing.....	2	f	5	1,074	40.0	D
335110	Electric lamp bulb and part manufacturing.....	2	f	5	1,074	40.0	D
3353	Electrical equipment manufacturing.....	1	e	29	2,080	3.4	D
33531	Electrical equipment manufacturing.....	1	e	29	2,080	3.4	D
335313	Switchgear and switchboard apparatus manufacturing.....	1	e	8	659	12.5	D
3359	Other electrical equipment and component manufacturing.....	3	e	18	2,096	16.7	D
336	Transportation equipment manufacturing.....	55	26,242	254	54,842	21.7	47.9
3361	Motor vehicle manufacturing.....	2	i	10	16,173	20.0	D
33611	Automobile and light truck manufacturing.....	2	i	9	j	22.2	D
336111	Automobile manufacturing.....	2	i	7	j	28.6	D
3363	Motor vehicle parts manufacturing.....	51	j	166	33,682	30.7	D
33631	Motor vehicle gasoline engine and parts manufacturing.....	4	2,273	24	2,988	16.7	76.1
336312	Gasoline engine and engine parts manufacturing.....	3	g	19	2,536	15.8	D
33632	Motor vehicle electric equipment.....	5	2,043	20	2,728	25.0	74.9
336322	Other motor vehicle electric equipment manufacturing.....	5	2,043	18	h	27.8	D
33633	Motor vehicle steering and suspension parts.....	8	2,955	9	3,141	88.9	94.1
336330	Motor vehicle steering and suspension parts.....	8	2,955	9	3,141	88.9	94.1
33634	Motor vehicle brake system manufacturing.....	7	g	13	3,359	53.8	D
336340	Motor vehicle brake system manufacturing.....	7	g	13	3,359	53.8	D
33636	Motor vehicle seating and interior trim manufacturing.....	9	2,577	18	3,925	50.0	65.7
336360	Motor vehicle seating and interior trim manufacturing.....	9	2,577	18	3,925	50.0	65.7
33637	Motor vehicle metal stamping.....	3	550	27	4,819	11.1	11.4
336370	Motor vehicle metal stamping.....	3	550	27	4,819	11.1	11.4
33639	Other motor vehicle parts manufacturing.....	14	4,904	46	10,150	30.4	48.3
336399	All other motor vehicle parts manufacturing.....	13	h	43	9,971	30.2	D
339	Miscellaneous manufacturing.....	4	428	299	6,003	1.3	7.1
3399	Other miscellaneous manufacturing.....	2	e	188	4,006	1.1	D

See the note at the end of the table.

Table M2.1 Number and Employment of Foreign-Owned and All U.S. Establishments in Each State, by Detailed Industry—Continues

NAICS code	Industry	Foreign-owned establishments		All U.S. establishments		Foreign-owned establishments as a percentage of all U.S. establishments ¹	
		Number of establishments	Number of employees	Number of establishments	Number of employees	Number of establishments	Number of employees
Louisiana							
31–33	Manufacturing	86	12,206	3,450	147,869	2.5	8.3
311	Food manufacturing	3	e	339	16,134	0.9	D
313	Textile mills	1	e	13	400	7.7	D
3132	Fabric mills	1	e	4	e	25.0	D
31321	Broadwoven fabric mills	1	e	1	e	100.0	D
313210	Broadwoven fabric mills	1	e	1	e	100.0	D
321	Wood product manufacturing	3	e	200	8,596	1.5	D
322	Paper manufacturing	4	g	51	8,486	7.8	D
3221	Pulp, paper, and paperboard mills	2	g	11	5,565	18.2	D
32212	Paper mills	1	f	4	2,134	25.0	D
322121	Paper, except newsprint, mills	1	f	4	2,134	25.0	D
32213	Paperboard mills	1	f	7	3,431	14.3	D
322130	Paperboard mills	1	f	7	3,431	14.3	D
3222	Converted paper product manufacturing	2	e	40	2,921	5.0	D
32221	Paperboard container manufacturing	2	e	23	1,800	8.7	D
322212	Folding paperboard box manufacturing	1	e	4	578	25.0	D
324	Petroleum and coal products manufacturing	10	1,706	51	9,283	19.6	18.4
3241	Petroleum and coal products manufacturing	10	1,706	51	9,283	19.6	18.4
32411	Petroleum refineries	3	g	19	8,197	15.8	D
324110	Petroleum refineries	3	g	19	8,197	15.8	D
32419	Other petroleum and coal products manufacturing	6	e	17	663	35.3	D
325	Chemical manufacturing	31	4,540	229	22,179	13.5	20.5
3251	Basic chemical manufacturing	15	2,429	95	13,703	15.8	17.7
32519	Other basic organic chemical manufacturing	6	2,109	30	7,762	20.0	27.2
325199	All other basic organic chemical manufacturing	6	2,109	26	7,261	23.1	29.0
3252	Resin, rubber, and artificial fibers manufacturing	8	1,080	24	2,761	33.3	39.1
32521	Resin and synthetic rubber manufacturing	8	1,080	24	2,761	33.3	39.1
325211	Plastics material and resin manufacturing	7	f	18	1,774	38.9	D
325212	Synthetic rubber manufacturing	1	e	6	987	16.7	D
3253	Agricultural chemical manufacturing	2	e	15	1,935	13.3	D
32532	Pesticide and other agricultural chemical manufacturing	1	e	6	1,192	16.7	D
325320	Pesticide and other agricultural chemical manufacturing	1	e	6	1,192	16.7	D
3256	Soap, cleaning compound, and toiletry manufacturing	1	f	26	1,428	3.8	D
32561	Soap and cleaning compound manufacturing	1	f	21	1,351	4.8	D
325613	Surface active agent manufacturing	1	f	3	f	33.3	D
327	Nonmetallic mineral product manufacturing	12	628	223	5,432	5.4	11.6
3272	Glass and glass product manufacturing	2	e	12	1,518	16.7	D
32721	Glass and glass product manufacturing	2	e	12	1,518	16.7	D
327213	Glass container manufacturing	1	e	1	e	100.0	D
332	Fabricated metal product manufacturing	5	827	741	24,201	0.7	3.4
3323	Architectural and structural metals manufacturing	1	e	193	8,342	0.5	D
33231	Plate work and fabricated structural products	1	e	110	7,220	0.9	D
332312	Fabricated structural metal manufacturing	1	e	69	5,913	1.4	D
3327	Machine shops and threaded product manufacturing	3	e	343	6,181	0.9	D
333	Machinery manufacturing	10	1,373	239	9,841	4.2	14.0
3331	Agricultural, construction, and mining machinery manufacturing	7	f	89	4,236	7.9	D
33313	Mining and oil and gas field machinery manufacturing	7	f	67	3,441	10.4	D
333132	Oil and gas field machinery and equipment	7	f	66	h	10.6	D
3333	Commercial and service industry machinery	2	f	19	1,255	10.5	D
33331	Commercial and service industry machinery	2	f	19	1,255	10.5	D
333319	Other commercial and service machinery manufacturing	2	f	15	f	13.3	D
Maine							
31–33	Manufacturing	51	6,165	1,825	59,620	2.8	10.3
311	Food manufacturing	4	628	183	6,300	2.2	10.0
3114	Fruit and vegetable preserving and specialty	1	e	20	1,735	5.0	D
31141	Frozen food manufacturing	1	e	11	g	9.1	D
311411	Frozen fruit and vegetable manufacturing	1	e	9	f	11.1	D
312	Beverage and tobacco product manufacturing	2	f	25	1,307	8.0	D
3121	Beverage manufacturing	2	f	25	1,307	8.0	D
31211	Soft drink and ice manufacturing	2	f	10	f	20.0	D
312112	Bottled water manufacturing	2	f	7	f	28.6	D
321	Wood product manufacturing	6	253	220	5,510	2.7	4.6
322	Paper manufacturing	7	3,165	25	7,972	28.0	39.7
3221	Pulp, paper, and paperboard mills	5	h	13	6,444	38.5	D
32212	Paper mills	4	2,466	11	i	36.4	D
322121	Paper, except newsprint, mills	3	g	9	5,327	33.3	D
3222	Converted paper product manufacturing	2	f	12	1,528	16.7	D
32229	Other converted paper product manufacturing	2	f	4	1,146	50.0	D
322299	All other converted paper product manufacturing	2	f	3	f	66.7	D
336	Transportation equipment manufacturing	3	401	124	9,404	2.4	4.3
3363	Motor vehicle parts manufacturing	2	e	12	e	16.7	D
33633	Motor vehicle steering and suspension parts	2	e	2	e	100.0	D
336330	Motor vehicle steering and suspension parts	2	e	2	e	100.0	D
Maryland							
31–33	Manufacturing	120	17,663	3,679	127,796	3.3	13.8
311	Food manufacturing	13	2,099	321	14,928	4.0	14.1
3115	Dairy product manufacturing	3	838	19	1,763	15.8	47.5
31152	Ice cream and frozen dessert manufacturing	2	f	10	815	20.0	D
311520	Ice cream and frozen dessert manufacturing	2	f	10	815	20.0	D
3117	Seafood product preparation and packaging	1	f	23	1,362	4.3	D
31171	Seafood product preparation and packaging	1	f	23	1,362	4.3	D
311712	Fresh and frozen seafood processing	1	f	21	g	4.8	D
312	Beverage and tobacco product manufacturing	2	e	32	1,616	6.3	D
3121	Beverage manufacturing	2	e	32	1,616	6.3	D
31214	Distilleries	1	e	3	366	33.3	D
312140	Distilleries	1	e	3	366	33.3	D

See the note at the end of the table.

Table M2.1 Number and Employment of Foreign-Owned and All U.S. Establishments in Each State, by Detailed Industry—Continues

NAICS code	Industry	Foreign-owned establishments		All U.S. establishments		Foreign-owned establishments as a percentage of all U.S. establishments ¹	
		Number of establishments	Number of employees	Number of establishments	Number of employees	Number of establishments	Number of employees
322	Paper manufacturing.....	2	f	43	4,496	4.7	D
3221	Pulp, paper, and paperboard mills.....	1	f	4	1,060	25.0	D
32212	Paper mills.....	1	f	4	1,060	25.0	D
322121	Paper, except newsprint, mills.....	1	f	4	1,060	25.0	D
323	Printing and related support activities.....	6	537	623	14,082	1.0	3.8
3231	Printing and related support activities.....	6	537	623	14,082	1.0	3.8
32311	Printing.....	4	f	573	12,437	0.7	D
323116	Manifold business forms printing.....	1	e	8	814	12.5	D
324	Petroleum and coal products manufacturing.....	10	258	39	863	25.6	29.9
3241	Petroleum and coal products manufacturing.....	10	258	39	863	25.6	29.9
325	Chemical manufacturing.....	24	2,444	196	10,853	12.2	22.5
3251	Basic chemical manufacturing.....	4	290	34	1,886	11.8	15.4
3254	Pharmaceutical and medicine manufacturing.....	10	1,586	49	5,000	20.4	31.7
32541	Pharmaceutical and medicine manufacturing.....	10	1,586	49	5,000	20.4	31.7
325412	Pharmaceutical preparation manufacturing.....	5	f	18	g	27.8	D
325413	In-vitro diagnostic substance manufacturing.....	1	e	15	2,445	6.7	D
325414	Other biological product manufacturing.....	4	e	14	1,229	28.6	D
3256	Soap, cleaning compound, and toiletry manufacturing.....	4	e	22	1,408	18.2	D
32561	Soap and cleaning compound manufacturing.....	4	e	14	908	28.6	D
325611	Soap and other detergent manufacturing.....	2	e	6	e	33.3	D
326	Plastics and rubber products manufacturing.....	5	779	118	6,683	4.2	11.7
3261	Plastics product manufacturing.....	4	f	102	5,936	3.9	D
32619	Other plastics product manufacturing.....	3	521	64	3,405	4.7	15.3
326199	All other plastics product manufacturing.....	3	521	57	3,376	5.3	15.4
327	Nonmetallic mineral product manufacturing.....	23	1,080	199	4,841	11.6	22.3
3273	Cement and concrete product manufacturing.....	19	796	111	2,729	17.1	29.2
32731	Cement manufacturing.....	3	369	8	416	37.5	88.7
327310	Cement manufacturing.....	3	369	8	416	37.5	88.7
331	Primary metal manufacturing.....	1	g	31	2,959	3.2	D
3311	Iron and steel mills and ferroalloy manufacturing.....	1	g	4	g	25.0	D
33111	Iron and steel mills and ferroalloy manufacturing.....	1	g	4	g	25.0	D
331111	Iron and steel mills.....	1	g	3	g	33.3	D
332	Fabricated metal product manufacturing.....	7	765	474	11,694	1.5	6.5
3323	Architectural and structural metals manufacturing.....	4	344	145	3,773	2.8	9.1
33231	Plate work and fabricated structural products.....	3	342	41	1,182	7.3	28.9
332312	Fabricated structural metal manufacturing.....	2	e	26	741	7.7	D
3329	Other fabricated metal product manufacturing.....	1	e	39	2,191	2.6	D
33299	All other fabricated metal product manufacturing.....	1	e	32	f	3.1	D
332994	Small arms manufacturing.....	1	e	1	e	100.0	D
333	Machinery manufacturing.....	7	2,486	168	8,184	4.2	30.4
3334	HVAC and commercial refrigeration equipment.....	2	f	25	2,177	8.0	D
33341	HVAC and commercial refrigeration equipment.....	2	f	25	2,177	8.0	D
333415	AC, refrigeration, and forced air heating.....	2	f	17	1,422	11.8	D
3336	Turbine and power transmission equipment manufacturing.....	2	g	6	g	33.3	D
33361	Turbine and power transmission equipment manufacturing.....	2	g	6	g	33.3	D
333618	Other engine equipment manufacturing.....	1	g	3	g	33.3	D
3339	Other general purpose machinery manufacturing.....	2	e	48	2,266	4.2	D
33399	All other general purpose machinery manufacturing.....	1	e	27	1,554	3.7	D
333999	Miscellaneous general purpose machinery manufacturing.....	1	e	11	1,034	9.1	D
334	Computer and electronic product manufacturing.....	11	1,757	232	21,650	4.7	8.1
3342	Communications equipment manufacturing.....	4	752	48	4,274	8.3	17.6
33422	Broadcast and wireless communications equipment.....	3	f	28	3,182	10.7	D
334220	Broadcast and wireless communications equipment.....	3	f	28	3,182	10.7	D
3344	Semiconductor and electronic component manufacturing.....	3	f	58	3,183	5.2	D
33441	Semiconductor and electronic component manufacturing.....	3	f	58	3,183	5.2	D
334413	Semiconductors and related device manufacturing.....	1	f	10	610	10.0	D
3345	Electronic instrument manufacturing.....	4	e	82	12,912	4.9	D
33451	Electronic instrument manufacturing.....	4	e	82	12,912	4.9	D
334519	Other measuring and controlling device manufacturing.....	2	e	16	441	12.5	D
336	Transportation equipment manufacturing.....	3	661	114	5,219	2.6	12.7
3363	Motor vehicle parts manufacturing.....	1	e	35	1,393	2.9	D
33637	Motor vehicle metal stamping.....	1	e	2	e	50.0	D
336370	Motor vehicle metal stamping.....	1	e	2	e	50.0	D
337	Furniture and related product manufacturing.....	1	f	273	4,871	0.4	D
3379	Other furniture-related product manufacturing.....	1	f	13	1,474	7.7	D
33792	Blind and shade manufacturing.....	1	f	8	949	12.5	D
337920	Blind and shade manufacturing.....	1	f	8	949	12.5	D
339	Miscellaneous manufacturing.....	2	e	416	5,179	0.5	D
3391	Medical equipment and supplies manufacturing.....	2	e	174	2,093	1.1	D
33911	Medical equipment and supplies manufacturing.....	2	e	174	2,093	1.1	D
339112	Surgical and medical instrument manufacturing.....	2	e	20	661	10.0	D
Massachusetts							
31-33	Manufacturing.....	202	30,371	7,727	286,483	2.6	10.6
311	Food manufacturing.....	5	970	643	20,428	0.8	4.7
3117	Seafood product preparation and packaging.....	2	f	45	1,923	4.4	D
31171	Seafood product preparation and packaging.....	2	f	45	1,923	4.4	D
311712	Fresh and frozen seafood processing.....	2	f	42	1,800	4.8	D
322	Paper manufacturing.....	10	f	160	11,617	6.3	D
3222	Converted paper product manufacturing.....	8	647	140	9,098	5.7	7.1
32221	Paperboard container manufacturing.....	4	295	60	3,421	6.7	8.6
322211	Corrugated and solid fiber box manufacturing.....	3	e	35	2,050	8.6	D
32222	Paper bag and coated and treated paper manufacturing.....	4	352	35	3,460	11.4	10.2
322222	Coated and laminated paper manufacturing.....	3	e	28	2,937	10.7	D
323	Printing and related support activities.....	3	f	833	16,324	0.4	D
3231	Printing and related support activities.....	3	f	833	16,324	0.4	D
32311	Printing.....	3	f	766	15,039	0.4	D
323117	Books printing.....	2	f	22	1,683	9.1	D

See the note at the end of the table.

Table M2.1 Number and Employment of Foreign-Owned and All U.S. Establishments in Each State, by Detailed Industry—Continues

NAICS code	Industry	Foreign-owned establishments		All U.S. establishments		Foreign-owned establishments as a percentage of all U.S. establishments ¹	
		Number of establishments	Number of employees	Number of establishments	Number of employees	Number of establishments	Number of employees
325	Chemical manufacturing	30	2,690	345	20,214	8.7	13.3
3252	Resin, rubber, and artificial fibers manufacturing	7	360	43	1,641	16.3	21.9
32521	Resin and synthetic rubber manufacturing	7	360	40	1,480	17.5	24.3
325211	Plastics material and resin manufacturing	6	e	36	1,291	16.7	D
3254	Pharmaceutical and medicine manufacturing	12	1,702	75	9,748	16.0	17.5
32541	Pharmaceutical and medicine manufacturing	12	1,702	75	9,748	16.0	17.5
325412	Pharmaceutical preparation manufacturing	4	g	37	4,904	10.8	D
325413	In-vitro diagnostic substance manufacturing	4	362	13	3,036	30.8	11.9
3259	Other chemical product and preparation manufacturing	5	e	88	5,091	5.7	D
32599	All other chemical preparation manufacturing	4	e	74	4,815	5.4	D
326	Plastics and rubber products manufacturing	13	1,656	325	16,434	4.0	10.1
3261	Plastics product manufacturing	10	1,300	288	14,955	3.5	8.7
32611	Plastics packaging materials, film and sheet	4	e	37	2,370	10.8	D
326113	Nonpackaging plastics film and sheet manufacturing	2	e	20	1,550	10.0	D
32612	Plastics pipe, fittings, and profile shapes	2	e	14	1,178	14.3	D
32619	Other plastics product manufacturing	2	e	199	9,158	1.0	D
326199	All other plastics product manufacturing	2	e	195	9,088	1.0	D
3262	Rubber product manufacturing	3	356	37	1,479	8.1	24.1
32629	Other rubber product manufacturing	2	e	31	1,407	6.5	D
326291	Rubber product manufacturing for mechanical use	1	e	8	424	12.5	D
327	Nonmetallic mineral product manufacturing	16	1,853	255	6,786	6.3	27.3
3271	Clay product and refractory manufacturing	2	e	28	f	7.1	D
32712	Clay building material and refractories manufacturing	1	e	5	e	20.0	D
327125	Nonclay refractory manufacturing	1	e	2	e	50.0	D
3279	Other nonmetallic mineral products	6	f	82	2,315	7.3	D
32791	Abrasive product manufacturing	3	f	14	1,213	21.4	D
327910	Abrasive product manufacturing	3	f	14	1,213	21.4	D
331	Primary metal manufacturing	6	907	95	3,974	6.3	22.8
3314	Other nonferrous metal production	5	f	27	1,892	18.5	D
33142	Rolled, drawn, extruded, and alloyed copper	2	e	14	1,186	14.3	D
331422	Copper wire, except mechanical, drawing	2	e	11	g	18.2	D
33149	Nonferrous metal, except Cu and Al, shaping	3	f	12	f	25.0	D
331491	Nonferrous metal, except Cu and Al, shaping	1	e	7	559	14.3	D
332	Fabricated metal product manufacturing	17	1,780	1,452	35,395	1.2	5.0
3328	Coating, engraving, and heat treating metals	7	322	165	4,443	4.2	7.2
33281	Coating, engraving, and heat treating metals	7	322	165	4,443	4.2	7.2
332811	Metal heat treating	4	e	15	429	26.7	D
3329	Other fabricated metal product manufacturing	5	g	134	5,567	3.7	D
33291	Metal valve manufacturing	3	763	22	1,654	13.6	46.1
332911	Industrial valve manufacturing	3	763	11	1,270	27.3	60.1
33299	All other fabricated metal product manufacturing	2	e	112	3,913	1.8	D
333	Machinery manufacturing	19	2,616	585	21,846	3.2	12.0
3332	Industrial machinery manufacturing	7	678	115	7,539	6.1	9.0
33322	Plastics and rubber industry machinery	1	e	19	878	5.3	D
333220	Plastics and rubber industry machinery	1	e	19	878	5.3	D
33329	Other industrial machinery manufacturing	6	e	92	6,651	6.5	D
3333	Commercial and service industry machinery	3	504	71	3,210	4.2	15.7
33331	Commercial and service industry machinery	3	504	71	3,210	4.2	15.7
333314	Optical instrument and lens manufacturing	2	e	37	2,275	5.4	D
3334	HVAC and commercial refrigeration equipment	1	e	37	1,588	2.7	D
33341	HVAC and commercial refrigeration equipment	1	e	37	1,588	2.7	D
333415	AC, refrigeration, and forced air heating	1	e	16	758	6.3	D
3336	Turbine and power transmission equipment manufacturing	3	f	21	1,421	14.3	D
33361	Turbine and power transmission equipment manufacturing	3	f	21	1,421	14.3	D
333613	Mechanical power transmission equipment manufacturing	2	e	8	583	25.0	D
3339	Other general purpose machinery manufacturing	2	e	130	4,349	1.5	D
33399	All other general purpose machinery manufacturing	2	e	96	2,433	2.1	D
333999	Miscellaneous general purpose machinery manufacturing	2	e	54	1,204	3.7	D
334	Computer and electronic product manufacturing	34	8,543	722	57,566	4.7	14.8
3342	Communications equipment manufacturing	4	f	78	5,063	5.1	D
33421	Telephone apparatus manufacturing	2	e	24	2,610	8.3	D
334210	Telephone apparatus manufacturing	2	e	24	2,610	8.3	D
3344	Semiconductor and electronic component manufacturing	9	2,748	242	16,724	3.7	16.4
33441	Semiconductor and electronic component manufacturing	9	2,748	242	16,724	3.7	16.4
334413	Semiconductors and related device manufacturing	4	g	66	7,116	6.1	D
334419	Other electronic component manufacturing	3	g	59	3,257	5.1	D
3345	Electronic instrument manufacturing	17	4,778	303	30,745	5.6	15.5
33451	Electronic instrument manufacturing	17	4,778	303	30,745	5.6	15.5
334510	Electromedical apparatus manufacturing	4	g	49	5,454	8.2	D
334511	Search, detection, and navigation instruments	3	495	35	10,471	8.6	4.7
334513	Industrial process variable instruments	3	f	38	2,864	7.9	D
334516	Analytical laboratory instrument manufacturing	3	f	61	4,703	4.9	D
334519	Other measuring and controlling device manufacturing	4	265	47	2,101	8.5	12.6
335	Electrical equipment and appliance manufacturing	9	1,954	217	12,784	4.1	15.3
3353	Electrical equipment manufacturing	2	f	62	3,330	3.2	D
33531	Electrical equipment manufacturing	2	f	62	3,330	3.2	D
335314	Relay and industrial control manufacturing	2	f	31	1,399	6.5	D
3359	Other electrical equipment and component manufacturing	7	g	111	6,997	6.3	D
33592	Communication and energy wire and cable manufacturing	4	740	28	2,090	14.3	35.4
335929	Other communication and energy wire manufacturing	3	f	21	1,805	14.3	D
33599	Other electrical equipment and component manufacturing	3	f	53	3,113	5.7	D
335999	Miscellaneous electrical equipment manufacturing	3	f	48	3,037	6.3	D
337	Furniture and related product manufacturing	1	e	377	6,035	0.3	D
3371	Household and institutional furniture manufacturing	1	e	257	2,913	0.4	D
33712	Other household and institutional furniture	1	e	129	1,956	0.8	D
337127	Institutional furniture manufacturing	1	e	20	731	5.0	D
339	Miscellaneous manufacturing	14	4,411	833	28,668	1.7	15.4
3391	Medical equipment and supplies manufacturing	12	h	318	13,396	3.8	D
33911	Medical equipment and supplies manufacturing	12	h	318	13,396	3.8	D
339112	Surgical and medical instrument manufacturing	6	2,641	84	7,555	7.1	35.0
339115	Ophthalmic goods manufacturing	2	f	18	1,334	11.1	D
3399	Other miscellaneous manufacturing	2	f	515	15,272	0.4	D
33991	Jewelry and silverware manufacturing	2	f	65	2,225	3.1	D
339911	Jewelry, except costume, manufacturing	2	f	36	1,332	5.6	D

See the note at the end of the table.

Table M2.1 Number and Employment of Foreign-Owned and All U.S. Establishments in Each State, by Detailed Industry—Continues

NAICS code	Industry	Foreign-owned establishments		All U.S. establishments		Foreign-owned establishments as a percentage of all U.S. establishments ¹	
		Number of establishments	Number of employees	Number of establishments	Number of employees	Number of establishments	Number of employees
Michigan							
31-33	Manufacturing	369	70,659	13,689	582,394	2.7	12.1
311	Food manufacturing	4	741	745	28,218	0.5	2.6
3114	Fruit and vegetable preserving and specialty	1	f	63	4,768	1.6	D
31142	Fruit and vegetable canning and drying	1	f	36	3,075	2.8	D
311422	Specialty canning	1	f	4	840	25.0	D
312	Beverage and tobacco product manufacturing	7	g	88	3,625	8.0	D
3121	Beverage manufacturing	7	g	h	h	8.0	D
31211	Soft drink and ice manufacturing	7	g	36	3,373	19.4	D
312111	Soft drink manufacturing	2	f	14	2,700	14.3	D
312112	Bottled water manufacturing	1	e	10	536	10.0	D
322	Paper manufacturing	9	2,639	178	12,948	5.1	20.4
3221	Pulp, paper, and paperboard mills	4	1,912	21	4,816	19.0	39.7
32212	Paper mills	2	g	11	h	18.2	D
322121	Paper, except newsprint, mills	2	g	10	h	20.0	D
32213	Paperboard mills	1	e	9	1,780	11.1	D
322130	Paperboard mills	1	e	9	1,780	11.1	D
3222	Converted paper product manufacturing	5	727	157	8,132	3.2	8.9
32221	Paperboard container manufacturing	3	e	102	6,126	2.9	D
32222	Paper bag and coated and treated paper manufacturing	2	e	23	1,157	8.7	D
322222	Coated and laminated paper manufacturing	2	e	9	411	22.2	D
323	Printing and related support activities	3	738	1,039	17,538	0.3	4.2
3231	Printing and related support activities	3	738	1,039	17,538	0.3	4.2
32311	Printing	2	f	954	16,328	0.2	D
323110	Commercial lithographic printing	2	f	399	8,650	0.5	D
324	Petroleum and coal products manufacturing	20	e	61	1,447	32.8	D
3241	Petroleum and coal products manufacturing	20	e	61	1,447	32.8	D
325	Chemical manufacturing	28	2,922	409	26,692	6.8	10.9
3251	Basic chemical manufacturing	4	487	63	4,206	6.3	11.6
32513	Synthetic dye and pigment manufacturing	3	e	6	e	50.0	D
325132	Synthetic organic dye and pigment manufacturing	3	e	4	e	75.0	D
3252	Resin, rubber, and artificial fibers manufacturing	6	1,168	60	i	10.0	D
32521	Resin and synthetic rubber manufacturing	6	1,168	58	5,271	10.3	22.2
325211	Plastics material and resin manufacturing	5	g	52	h	9.6	D
3255	Paint, coating, and adhesive manufacturing	7	274	90	3,505	7.8	7.8
3259	Other chemical product and preparation manufacturing	5	661	88	3,061	5.7	21.6
32599	All other chemical preparation manufacturing	4	f	76	2,855	5.3	D
325998	Other miscellaneous chemical product manufacturing	2	e	33	1,588	6.1	D
326	Plastics and rubber products manufacturing	31	4,340	724	52,052	4.3	8.3
3261	Plastics product manufacturing	22	2,652	640	46,958	3.4	5.6
32619	Other plastics product manufacturing	17	2,198	487	37,542	3.5	5.9
326199	All other plastics product manufacturing	16	g	466	36,334	3.4	D
3262	Rubber product manufacturing	9	1,688	84	5,094	10.7	33.1
32622	Rubber and plastics hose and belting manufacturing	4	624	14	1,321	28.6	47.2
326220	Rubber and plastics hose and belting manufacturing	4	624	14	1,321	28.6	47.2
32629	Other rubber product manufacturing	5	1,064	55	3,602	9.1	29.5
326291	Rubber product manufacturing for mechanical use	4	f	30	2,611	13.3	D
327	Nonmetallic mineral product manufacturing	30	3,225	526	13,988	5.7	23.1
3272	Glass and glass product manufacturing	14	2,001	59	5,833	23.7	34.3
32721	Glass and glass product manufacturing	14	2,001	59	5,833	23.7	34.3
327215	Glass product manufacturing made of purchased glass	14	2,001	50	5,116	28.0	39.1
3273	Cement and concrete product manufacturing	8	780	327	5,241	2.4	14.9
32731	Cement manufacturing	6	f	8	714	75.0	D
327310	Cement manufacturing	6	f	8	714	75.0	D
3279	Other nonmetallic mineral products	5	311	99	2,081	5.1	14.9
331	Primary metal manufacturing	10	4,072	287	25,183	3.5	16.2
3311	Iron and steel mills and ferroalloy manufacturing	2	h	17	6,362	11.8	D
33111	Iron and steel mills and ferroalloy manufacturing	2	h	17	6,362	11.8	D
331111	Iron and steel mills	2	h	17	6,362	11.8	D
3313	Alumina and aluminum production	5	589	34	2,594	14.7	22.7
33131	Alumina and aluminum production	5	589	34	2,594	14.7	22.7
331316	Aluminum extruded product manufacturing	3	e	16	1,728	18.8	D
3315	Foundries	1	e	167	12,033	0.6	D
33152	Nonferrous metal foundries	1	e	96	4,914	1.0	D
331522	Nonferrous, except Al, die-casting foundries	1	e	15	859	6.7	D
332	Fabricated metal product manufacturing	55	4,503	3,235	80,577	1.7	5.6
3322	Cutlery and handtool manufacturing	4	335	114	1,998	3.5	16.8
33221	Cutlery and handtool manufacturing	4	335	114	1,998	3.5	16.8
332212	Hand and edge tool manufacturing	4	335	105	1,920	3.8	17.4
3323	Architectural and structural metals manufacturing	4	625	454	10,387	0.9	6.0
33231	Plate work and fabricated structural products	2	e	201	5,107	1.0	D
332313	Plate work manufacturing	2	e	76	2,578	2.6	D
33232	Ornamental and architectural metal products	2	e	253	5,280	0.8	D
3325	Hardware manufacturing	3	504	43	2,407	7.0	20.9
33251	Hardware manufacturing	3	504	43	2,407	7.0	20.9
332510	Hardware manufacturing	3	504	43	2,407	7.0	20.9
3327	Machine shops and threaded product manufacturing	19	1,678	1,514	28,558	1.3	5.9
33271	Machine shops	11	690	1,136	14,799	1.0	4.7
332710	Machine shops	11	690	1,136	14,799	1.0	4.7
33272	Turned product and screw, nut, and bolt manufacturing	8	988	378	13,759	2.1	7.2
332721	Precision turned product manufacturing	5	e	286	10,142	1.7	D
332722	Bolt, nut, screw, rivet, and washer manufacturing	3	f	92	3,617	3.3	D
3328	Coating, engraving, and heat treating metals	17	472	476	14,223	3.6	3.3
33281	Coating, engraving, and heat treating metals	17	472	476	14,223	3.6	3.3
3329	Other fabricated metal product manufacturing	4	f	366	12,391	1.1	D
33299	All other fabricated metal product manufacturing	4	f	291	7,274	1.4	D
332996	Fabricated pipe and pipe fitting manufacturing	1	e	45	2,098	2.2	D
332999	Miscellaneous fabricated metal product manufacturing	2	e	184	4,190	1.1	D

See the note at the end of the table.

Table M2.1 Number and Employment of Foreign-Owned and All U.S. Establishments in Each State, by Detailed Industry—Continues

NAICS code	Industry	Foreign-owned establishments		All U.S. establishments		Foreign-owned establishments as a percentage of all U.S. establishments ¹	
		Number of establishments	Number of employees	Number of establishments	Number of employees	Number of establishments	Number of employees
333	Machinery manufacturing	72	11,191	2,299	74,030	3.1	15.1
3332	Industrial machinery manufacturing	7	f	237	6,326	3.0	D
33329	Other industrial machinery manufacturing	6	544	174	3,932	3.4	13.8
333298	All other industrial machinery manufacturing	6	544	134	3,170	4.5	17.2
3333	Commercial and service industry machinery	3	e	74	2,213	4.1	D
33331	Commercial and service industry machinery	3	e	74	2,213	4.1	D
3334	HVAC and commercial refrigeration equipment	3	714	72	3,805	4.2	18.8
33341	HVAC and commercial refrigeration equipment	3	714	72	3,805	4.2	18.8
333415	AC, refrigeration, and forced air heating	2	f	28	2,654	7.1	D
3335	Metalworking machinery manufacturing	31	2,381	1,351	34,071	2.3	7.0
33351	Metalworking machinery manufacturing	31	2,381	1,351	34,071	2.3	7.0
333512	Metal cutting machine tool manufacturing	5	e	62	2,370	8.1	D
333514	Special tool, die, jig, and fixture manufacturing	9	879	607	15,008	1.5	5.9
333515	Cutting tool and machine tool accessory manufacturing	6	307	328	5,625	1.8	5.5
333518	Other metalworking machinery manufacturing	8	688	57	2,332	14.0	29.5
3336	Turbine and power transmission equipment manufacturing	4	3,429	63	6,526	6.3	52.5
33361	Turbine and power transmission equipment manufacturing	4	3,429	63	6,526	6.3	52.5
333613	Mechanical power transmission equipment manufacturing	1	f	22	1,596	4.5	D
333618	Other engine equipment manufacturing	3	h	20	4,273	15.0	D
3339	Other general purpose machinery manufacturing	22	3,692	436	18,447	5.0	20.0
33392	Material handling equipment manufacturing	5	516	133	6,253	3.8	8.3
333924	Industrial truck, trailer, and stacker manufacturing	1	e	25	1,020	4.0	D
33399	All other general purpose machinery manufacturing	14	2,934	268	10,042	5.2	29.2
333992	Welding and soldering equipment manufacturing	4	1,135	37	1,766	10.8	64.3
333999	Miscellaneous general purpose machinery manufacturing	5	1,372	137	4,466	3.6	30.7
334	Computer and electronic product manufacturing	10	2,495	352	18,360	2.8	13.6
3345	Electronic instrument manufacturing	6	918	173	9,056	3.5	10.1
33451	Electronic instrument manufacturing	6	918	173	9,056	3.5	10.1
334510	Electromedical apparatus manufacturing	1	e	11	566	9.1	D
334512	Automatic environmental control manufacturing	1	e	13	804	7.7	D
3346	Magnetic media manufacturing and reproducing	2	g	18	g	11.1	D
33461	Magnetic media manufacturing and reproducing	2	g	18	g	11.1	D
334612	Audio and video media reproduction	1	g	8	g	12.5	D
335	Electrical equipment and appliance manufacturing	6	1,361	211	9,425	2.8	14.4
3359	Other electrical equipment and component manufacturing	6	1,361	76	3,384	7.9	40.2
33592	Communication and energy wire and cable manufacturing	1	e	9	765	11.1	D
335929	Other communication and energy wire manufacturing	1	e	9	765	11.1	D
33593	Wiring device manufacturing	3	f	26	1,436	11.5	D
335931	Current-carrying wiring device manufacturing	3	f	22	1,353	13.6	D
33599	Other electrical equipment and component manufacturing	2	e	37	f	5.4	D
335991	Carbon and graphite product manufacturing	2	e	9	e	22.2	D
336	Transportation equipment manufacturing	75	30,538	1,016	162,469	7.4	18.8
3361	Motor vehicle manufacturing	4	i	34	35,149	11.8	D
33611	Automobile and light truck manufacturing	4	i	30	34,130	13.3	D
336111	Automobile manufacturing	2	h	22	14,326	9.1	D
336112	Light truck and utility vehicle manufacturing	2	i	8	19,804	25.0	D
3363	Motor vehicle parts manufacturing	70	j	778	115,483	9.0	D
33631	Motor vehicle gasoline engine and parts manufacturing	9	2,939	96	13,687	9.4	21.5
336312	Gasoline engine and engine parts manufacturing	8	h	90	13,328	8.9	D
33632	Motor vehicle electric equipment	6	1,696	49	4,518	12.2	37.5
336321	Vehicular lighting equipment manufacturing	1	f	11	1,302	9.1	D
336322	Other motor vehicle electric equipment manufacturing	5	g	38	3,216	13.2	D
33633	Motor vehicle steering and suspension parts	3	f	26	6,533	11.5	D
336330	Motor vehicle steering and suspension parts	3	f	26	6,533	11.5	D
33634	Motor vehicle brake system manufacturing	4	f	23	2,528	17.4	D
336340	Motor vehicle brake system manufacturing	4	f	23	2,528	17.4	D
33635	Motor vehicle power train components manufacturing	4	1,573	54	16,949	7.4	9.3
336350	Motor vehicle power train components manufacturing	4	1,573	54	16,949	7.4	9.3
33636	Motor vehicle seating and interior trim manufacturing	3	312	61	9,857	4.9	3.2
336360	Motor vehicle seating and interior trim manufacturing	3	312	61	9,857	4.9	3.2
33637	Motor vehicle metal stamping	16	5,509	256	35,237	6.3	15.6
336370	Motor vehicle metal stamping	16	5,509	256	35,237	6.3	15.6
33639	Other motor vehicle parts manufacturing	25	8,449	213	26,174	11.7	32.3
336391	Motor vehicle air-conditioning manufacturing	6	3,366	12	4,972	50.0	67.7
336399	All other motor vehicle parts manufacturing	19	5,083	201	21,202	9.5	24.0
Minnesota							
31-33	Manufacturing	190	29,612	7,955	340,974	2.4	8.7
311	Food manufacturing	16	3,740	670	44,902	2.4	8.3
3115	Dairy product manufacturing	3	798	63	5,978	4.8	13.3
31151	Dairy product, except frozen, manufacturing	3	798	58	i	5.2	D
311511	Fluid milk manufacturing	1	f	27	2,135	3.7	D
3116	Animal slaughtering and processing	1	g	122	14,861	0.8	D
31161	Animal slaughtering and processing	1	g	122	14,861	0.8	D
311611	Animal, except poultry, slaughtering	1	g	67	7,109	1.5	D
322	Paper manufacturing	6	1,706	119	12,394	5.0	13.8
3221	Pulp, paper, and paperboard mills	4	g	12	3,539	33.3	D
32212	Paper mills	3	1,522	8	3,024	37.5	50.3
322121	Paper, except newsprint, mills	2	g	7	h	28.6	D
323	Printing and related support activities	3	1,538	856	31,419	0.4	4.9
3231	Printing and related support activities	3	1,538	856	31,419	0.4	4.9
32311	Printing	3	1,538	765	28,748	0.4	5.3
323110	Commercial lithographic printing	3	1,538	352	17,652	0.9	8.7
324	Petroleum and coal products manufacturing	1	e	26	1,922	3.8	D
3241	Petroleum and coal products manufacturing	1	e	26	1,922	3.8	D
32412	Asphalt paving and roofing materials manufacturing	1	e	18	f	5.6	D
324122	Asphalt shingle and coating materials manufacturing	1	e	7	619	14.3	D

See the note at the end of the table.

Table M2.1 Number and Employment of Foreign-Owned and All U.S. Establishments in Each State, by Detailed Industry—Continues

NAICS code	Industry	Foreign-owned establishments		All U.S. establishments		Foreign-owned establishments as a percentage of all U.S. establishments ¹	
		Number of establishments	Number of employees	Number of establishments	Number of employees	Number of establishments	Number of employees
325	Chemical manufacturing	19	1,000	263	10,012	7.2	10.0
3254	Pharmaceutical and medicine manufacturing	4	293	43	3,166	9.3	9.3
32541	Pharmaceutical and medicine manufacturing	4	293	43	3,166	9.3	9.3
3259	Other chemical product and preparation manufacturing	8	438	48	1,293	16.7	33.9
32591	Printing ink manufacturing	6	e	9	308	66.7	D
325910	Printing ink manufacturing	6	e	9	308	66.7	D
326	Plastics and rubber products manufacturing	4	309	355	16,477	1.1	1.9
3261	Plastics product manufacturing	4	309	302	15,156	1.3	2.0
327	Nonmetallic mineral product manufacturing	59	1,277	347	10,551	17.0	12.1
3273	Cement and concrete product manufacturing	57	g	217	4,348	26.3	D
32732	Ready-mix concrete manufacturing	50	649	132	1,790	37.9	36.3
327320	Ready-mix concrete manufacturing	50	649	132	1,790	37.9	36.3
32739	Other concrete product manufacturing	2	e	49	1,447	4.1	D
327390	Other concrete product manufacturing	2	e	49	1,447	4.1	D
331	Primary metal manufacturing	3	f	84	6,887	3.6	D
3311	Iron and steel mills and ferroalloy manufacturing	2	e	5	f	40.0	D
33111	Iron and steel mills and ferroalloy manufacturing	2	e	5	f	40.0	D
331111	Iron and steel mills	2	e	5	f	40.0	D
332	Fabricated metal product manufacturing	9	2,863	1,617	43,736	0.6	6.5
3322	Cutlery and handtool manufacturing	1	e	38	1,901	2.6	D
33221	Cutlery and handtool manufacturing	1	e	38	1,901	2.6	D
332212	Hand and edge tool manufacturing	1	e	33	g	3.0	D
3325	Hardware manufacturing	1	f	18	1,664	5.6	D
33251	Hardware manufacturing	1	f	18	1,664	5.6	D
332510	Hardware manufacturing	1	f	18	1,664	5.6	D
3329	Other fabricated metal product manufacturing	2	g	177	7,753	1.1	D
33299	All other fabricated metal product manufacturing	2	g	151	6,153	1.3	D
332995	Other ordnance and accessories manufacturing	1	g	3	g	33.3	D
333	Machinery manufacturing	22	5,127	817	34,177	2.7	15.0
3331	Agricultural, construction, and mining machinery manufacturing	5	519	110	5,098	4.5	10.2
33311	Agricultural implement manufacturing	2	e	69	3,095	2.9	D
333111	Farm machinery and equipment manufacturing	2	e	64	2,997	3.1	D
3333	Commercial and service industry machinery	4	879	63	2,657	6.3	33.1
33331	Commercial and service industry machinery	4	879	63	2,657	6.3	33.1
333319	Other commercial and service machinery manufacturing	2	f	39	2,173	5.1	D
3334	HVAC and commercial refrigeration equipment	3	g	62	4,738	4.8	D
33341	HVAC and commercial refrigeration equipment	3	g	62	4,738	4.8	D
333415	AC, refrigeration, and forced air heating	3	g	24	3,525	12.5	D
3339	Other general purpose machinery manufacturing	6	1,191	229	11,184	2.6	10.6
33391	Pump and compressor manufacturing	1	e	28	2,207	3.6	D
333912	Air and gas compressor manufacturing	1	e	12	1,167	8.3	D
33399	All other general purpose machinery manufacturing	5	f	132	6,413	3.8	D
333993	Packaging machinery manufacturing	3	390	29	1,999	10.3	19.5
333997	Scale and balance, except laboratory, manufacturing	1	e	2	e	50.0	D
334	Computer and electronic product manufacturing	16	5,763	399	46,684	4.0	12.3
3341	Computer and peripheral equipment manufacturing	5	2,855	44	12,040	11.4	23.7
33411	Computer and peripheral equipment manufacturing	5	2,855	44	12,040	11.4	23.7
334112	Computer storage device manufacturing	1	g	6	5,081	16.7	D
334119	Other computer peripheral equipment manufacturing	4	g	25	g	16.0	D
3344	Semiconductor and electronic component manufacturing	2	f	146	11,953	1.4	D
33441	Semiconductor and electronic component manufacturing	2	f	146	11,953	1.4	D
334412	Bare printed circuit board manufacturing	1	e	28	1,566	3.6	D
334418	Printed circuit assembly manufacturing	1	f	42	5,713	2.4	D
3345	Electronic instrument manufacturing	7	1,751	147	20,710	4.8	8.5
33451	Electronic instrument manufacturing	7	1,751	147	20,710	4.8	8.5
334510	Electromedical apparatus manufacturing	6	g	45	9,368	13.3	D
335	Electrical equipment and appliance manufacturing	5	1,727	134	9,850	3.7	17.5
3352	Household appliance manufacturing	2	g	4	g	50.0	D
33522	Major appliance manufacturing	2	g	3	g	66.7	D
335222	Household refrigerator and home freezer manufacturing	1	g	1	g	100.0	D
336	Transportation equipment manufacturing	4	g	209	14,744	1.9	D
3363	Motor vehicle parts manufacturing	2	e	75	2,930	2.7	D
33631	Motor vehicle gasoline engine and parts manufacturing	1	e	20	424	5.0	D
336311	Carburetor, piston ring, and valve manufacturing	1	e	4	e	25.0	D
3364	Aerospace product and parts manufacturing	2	f	21	1,377	9.5	D
33641	Aerospace product and parts manufacturing	2	f	21	1,377	9.5	D
336411	Aircraft manufacturing	1	f	1	f	100.0	D
339	Miscellaneous manufacturing	16	g	798	24,068	2.0	D
3391	Medical equipment and supplies manufacturing	13	1,764	309	17,333	4.2	10.2
33911	Medical equipment and supplies manufacturing	13	1,764	309	17,333	4.2	10.2
339112	Surgical and medical instrument manufacturing	7	1,386	78	10,510	9.0	13.2
339115	Ophthalmic goods manufacturing	6	378	17	1,079	35.3	35.0
Mississippi							
31-33	Manufacturing	68	12,649	2,607	160,068	2.6	7.9
321	Wood product manufacturing	5	251	291	12,639	1.7	2.0
323	Printing and related support activities	2	f	183	2,890	1.1	D
3231	Printing and related support activities	2	f	183	2,890	1.1	D
32311	Printing	2	f	174	2,813	1.1	D
323110	Commercial lithographic printing	1	e	77	1,405	1.3	D
323111	Commercial gravure printing	1	f	3	f	33.3	D
325	Chemical manufacturing	11	687	124	6,291	8.9	10.9
3252	Resin, rubber, and artificial fibers manufacturing	4	290	21	1,198	19.0	24.2
32521	Resin and synthetic rubber manufacturing	4	290	18	g	22.2	D
326	Plastics and rubber products manufacturing	6	368	152	8,464	3.9	4.3
327	Nonmetallic mineral product manufacturing	10	633	190	4,556	5.3	13.9
3273	Cement and concrete product manufacturing	6	e	129	2,523	4.7	D
332	Fabricated metal product manufacturing	6	1,003	393	11,708	1.5	8.6
3324	Boiler, tank, and shipping container manufacturing	2	f	15	1,738	13.3	D
33241	Power boiler and heat exchanger manufacturing	1	e	2	e	50.0	D
332410	Power boiler and heat exchanger manufacturing	1	e	2	e	50.0	D

See the note at the end of the table.

Table M2.1 Number and Employment of Foreign-Owned and All U.S. Establishments in Each State, by Detailed Industry—Continues

NAICS code	Industry	Foreign-owned establishments		All U.S. establishments		Foreign-owned establishments as a percentage of all U.S. establishments ¹	
		Number of establishments	Number of employees	Number of establishments	Number of employees	Number of establishments	Number of employees
333	Machinery manufacturing	6	2,243	162	11,515	3.7	19.5
3334	HVAC and commercial refrigeration equipment	1	g	13	3,110	7.7	D
33341	HVAC and commercial refrigeration equipment	1	g	13	3,110	7.7	D
333415	AC, refrigeration, and forced air heating	1	g	8	2,883	12.5	D
3339	Other general purpose machinery manufacturing	5	g	44	3,750	11.4	D
33399	All other general purpose machinery manufacturing	3	f	25	2,109	12.0	D
333991	Power-driven handtool manufacturing	3	f	4	f	75.0	D
335	Electrical equipment and appliance manufacturing	3	g	54	10,828	5.6	D
3351	Electric lighting equipment manufacturing	1	f	13	1,649	7.7	D
33512	Lighting fixture manufacturing	1	f	13	1,649	7.7	D
335129	Other lighting equipment manufacturing	1	f	6	622	16.7	D
3353	Electrical equipment manufacturing	2	f	23	5,780	8.7	D
33531	Electrical equipment manufacturing	2	f	23	5,780	8.7	D
335313	Switchgear and switchboard apparatus manufacturing	1	e	4	e	25.0	D
336	Transportation equipment manufacturing	10	4,787	102	23,216	9.8	20.6
3361	Motor vehicle manufacturing	1	h	2	h	50.0	D
33611	Automobile and light truck manufacturing	1	h	1	h	100.0	D
336111	Automobile manufacturing	1	h	1	h	100.0	D
3363	Motor vehicle parts manufacturing	6	f	51	5,104	11.8	D
33636	Motor vehicle seating and interior trim manufacturing	2	e	8	1,345	25.0	D
336360	Motor vehicle seating and interior trim manufacturing	2	e	8	1,345	25.0	D
3366	Ship and boat building	3	e	22	13,213	13.6	D
33661	Ship and boat building	3	e	22	13,213	13.6	D
336611	Ship building and repairing	3	e	14	j	21.4	D
Missouri							
31-33	Manufacturing	189	34,456	6,897	296,164	2.7	11.6
311	Food manufacturing	19	2,596	533	39,047	3.6	6.6
3112	Grain and oilseed milling	3	349	22	2,212	13.6	15.8
31122	Starch and vegetable oil manufacturing	2	e	9	f	22.2	D
3113	Sugar and confectionery product manufacturing	3	e	39	f	7.7	D
31134	Nonchocolate confectionery manufacturing	2	e	7	345	28.6	D
311340	Nonchocolate confectionery manufacturing	2	e	7	345	28.6	D
3115	Dairy product manufacturing	3	987	34	5,780	8.8	17.1
31152	Ice cream and frozen dessert manufacturing	1	f	7	f	14.3	D
311520	Ice cream and frozen dessert manufacturing	1	f	7	f	14.3	D
3119	Other food manufacturing	5	521	60	2,814	8.3	18.5
31194	Seasoning and dressing manufacturing	4	e	19	710	21.1	D
311941	Mayonnaise, dressing, and sauce manufacturing	3	389	9	434	33.3	89.6
315	Apparel manufacturing	1	e	84	2,361	1.2	D
3152	Cut and sew apparel manufacturing	1	e	67	1,997	1.5	D
31522	Men's cut and sew apparel manufacturing	1	e	12	688	8.3	D
315222	Men's suit, coat, and overcoat manufacturing	1	e	3	e	33.3	D
322	Paper manufacturing	4	424	113	9,446	3.5	4.5
3222	Converted paper product manufacturing	4	424	110	i	3.6	D
325	Chemical manufacturing	37	5,662	327	17,403	11.3	32.5
3251	Basic chemical manufacturing	8	550	46	2,062	17.4	26.7
32519	Other basic organic chemical manufacturing	3	258	29	1,196	10.3	21.6
325199	All other basic organic chemical manufacturing	3	258	13	687	23.1	37.6
3253	Agricultural chemical manufacturing	5	825	34	1,796	14.7	45.9
32532	Pesticide and other agricultural chemical manufacturing	4	f	18	1,618	22.2	D
325320	Pesticide and other agricultural chemical manufacturing	4	f	18	1,618	22.2	D
3254	Pharmaceutical and medicine manufacturing	11	2,646	56	5,514	19.6	48.0
32541	Pharmaceutical and medicine manufacturing	11	2,646	56	5,514	19.6	48.0
325412	Pharmaceutical preparation manufacturing	7	1,909	33	4,382	21.2	43.6
325414	Other biological product manufacturing	3	f	11	708	27.3	D
3256	Soap, cleaning compound, and toiletry manufacturing	4	899	68	3,838	5.9	23.4
32561	Soap and cleaning compound manufacturing	3	f	50	2,735	6.0	D
325611	Soap and other detergent manufacturing	1	e	31	1,553	3.2	D
32562	Toilet preparation manufacturing	1	e	18	1,103	5.6	D
325620	Toilet preparation manufacturing	1	e	18	1,103	5.6	D
3259	Other chemical product and preparation manufacturing	6	439	58	1,809	10.3	24.3
32592	Explosives manufacturing	1	e	1	e	100.0	D
325920	Explosives manufacturing	1	e	1	e	100.0	D
326	Plastics and rubber products manufacturing	19	4,200	320	18,251	5.9	23.0
3261	Plastics product manufacturing	10	2,796	263	14,722	3.8	19.0
32611	Plastics packaging materials, film and sheet	2	f	26	1,980	7.7	D
326112	Plastics packaging film and sheet manufacturing	2	f	6	870	33.3	D
32616	Plastics bottle manufacturing	2	e	21	1,656	9.5	D
326160	Plastics bottle manufacturing	2	e	21	1,656	9.5	D
32619	Other plastics product manufacturing	5	1,944	170	9,454	2.9	20.6
326199	All other plastics product manufacturing	5	1,944	149	9,084	3.4	21.4
3262	Rubber product manufacturing	9	1,404	57	3,529	15.8	39.8
32622	Rubber and plastics hose and belting manufacturing	4	f	12	1,326	33.3	D
326220	Rubber and plastics hose and belting manufacturing	4	f	12	1,326	33.3	D
32629	Other rubber product manufacturing	2	e	24	1,662	8.3	D
326291	Rubber product manufacturing for mechanical use	1	e	8	1,118	12.5	D
327	Nonmetallic mineral product manufacturing	22	1,615	437	9,957	5.0	16.2
3272	Glass and glass product manufacturing	2	e	29	1,323	6.9	D
32721	Glass and glass product manufacturing	2	e	29	1,323	6.9	D
3273	Cement and concrete product manufacturing	17	896	312	5,897	5.4	15.2
32731	Cement manufacturing	5	684	16	968	31.3	70.7
327310	Cement manufacturing	5	684	16	968	31.3	70.7
3279	Other nonmetallic mineral products	2	e	63	1,241	3.2	D
331	Primary metal manufacturing	8	1,576	104	10,047	7.7	15.7
3313	Alumina and aluminum production	4	579	12	2,028	33.3	28.6
33131	Alumina and aluminum production	4	579	12	2,028	33.3	28.6
3315	Foundries	2	f	53	4,349	3.8	D
33152	Nonferrous metal foundries	2	f	40	3,523	5.0	D
331524	Aluminum foundries, except die-casting	2	f	15	1,952	13.3	D

See the note at the end of the table.

Table M2.1 Number and Employment of Foreign-Owned and All U.S. Establishments in Each State, by Detailed Industry—Continues

NAICS code	Industry	Foreign-owned establishments		All U.S. establishments		Foreign-owned establishments as a percentage of all U.S. establishments ¹	
		Number of establishments	Number of employees	Number of establishments	Number of employees	Number of establishments	Number of employees
332	Fabricated metal product manufacturing.....	17	2,800	1,169	35,093	1.5	8.0
3323	Architectural and structural metals manufacturing.....	9	1,799	283	10,229	3.2	17.6
33231	Plate work and fabricated structural products.....	5	1,713	128	5,299	3.9	32.3
332312	Fabricated structural metal manufacturing.....	4	g	84	4,068	4.8	D
3329	Other fabricated metal product manufacturing.....	4	764	123	7,452	3.3	10.3
33291	Metal valve manufacturing.....	1	e	28	2,393	3.6	D
332912	Fluid power valve and hose fitting manufacturing.....	1	e	9	598	11.1	D
33299	All other fabricated metal product manufacturing.....	3	e	95	5,059	3.2	D
332991	Ball and roller bearing manufacturing.....	1	e	2	e	50.0	D
333	Machinery manufacturing.....	12	2,564	534	32,270	2.2	7.9
3334	HVAC and commercial refrigeration equipment.....	2	g	46	10,043	4.3	D
33341	HVAC and commercial refrigeration equipment.....	2	g	46	10,043	4.3	D
333415	AC, refrigeration, and forced air heating.....	1	g	24	8,551	4.2	D
3339	Other general purpose machinery manufacturing.....	5	815	125	9,681	4.0	8.4
33392	Material handling equipment manufacturing.....	3	f	45	3,319	6.7	D
333921	Elevator and moving stairway manufacturing.....	1	e	4	728	25.0	D
333922	Conveyor and conveying equipment manufacturing.....	2	e	22	1,382	9.1	D
334	Computer and electronic product manufacturing.....	4	1,156	141	9,762	2.8	11.8
3345	Electronic instrument manufacturing.....	3	f	53	2,857	5.7	D
33451	Electronic instrument manufacturing.....	3	f	53	2,857	5.7	D
334512	Automatic environmental control manufacturing.....	1	e	5	444	20.0	D
334516	Analytical laboratory instrument manufacturing.....	1	f	8	671	12.5	D
335	Electrical equipment and appliance manufacturing.....	7	2,126	123	12,784	5.7	16.6
3353	Electrical equipment manufacturing.....	5	g	56	5,941	8.9	D
33531	Electrical equipment manufacturing.....	5	g	56	5,941	8.9	D
335311	Electric power and specialty transformer manufacturing.....	3	g	9	1,598	33.3	D
335313	Switchgear and switchboard apparatus manufacturing.....	2	e	15	1,104	13.3	D
3359	Other electrical equipment and component manufacturing.....	2	e	46	6,053	4.3	D
336	Transportation equipment manufacturing.....	13	7,190	320	44,317	4.1	16.2
3361	Motor vehicle manufacturing.....	2	h	15	j	13.3	D
33611	Automobile and light truck manufacturing.....	2	h	13	11,447	15.4	D
336112	Light truck and utility vehicle manufacturing.....	2	h	7	j	28.6	D
3363	Motor vehicle parts manufacturing.....	7	g	149	11,924	4.7	D
33631	Motor vehicle gasoline engine and parts manufacturing.....	2	g	35	1,755	5.7	D
336312	Gasoline engine and engine parts manufacturing.....	1	f	32	g	3.1	D
33634	Motor vehicle brake system manufacturing.....	2	e	13	1,495	15.4	D
336340	Motor vehicle brake system manufacturing.....	2	e	13	1,495	15.4	D
33639	Other motor vehicle parts manufacturing.....	2	e	34	2,729	5.9	D
336399	All other motor vehicle parts manufacturing.....	2	e	33	h	6.1	D
3366	Ship and boat building.....	1	e	25	2,912	4.0	D
33661	Ship and boat building.....	1	e	25	2,912	4.0	D
336612	Boat building.....	1	e	20	2,204	5.0	D
339	Miscellaneous manufacturing.....	10	1,492	597	10,807	1.7	13.8
3391	Medical equipment and supplies manufacturing.....	4	426	217	4,717	1.8	9.0
33911	Medical equipment and supplies manufacturing.....	4	426	217	4,717	1.8	9.0
339115	Ophthalmic goods manufacturing.....	4	426	8	543	50.0	78.5
3399	Other miscellaneous manufacturing.....	6	1,066	380	6,090	1.6	17.5
33992	Sporting and athletic goods manufacturing.....	3	f	47	1,849	6.4	D
339920	Sporting and athletic goods manufacturing.....	3	f	47	1,849	6.4	D
Montana							
31-33	Manufacturing.....	8	945	1,324	19,525	0.6	4.8
331	Primary metal manufacturing.....	3	776	18	848	16.7	91.5
3313	Alumina and aluminum production.....	1	e	1	e	100.0	D
33131	Alumina and aluminum production.....	1	e	1	e	100.0	D
331312	Primary aluminum production.....	1	e	1	e	100.0	D
3314	Other nonferrous metal production.....	2	e	5	f	40.0	D
33141	Other nonferrous metal production.....	1	e	3	e	33.3	D
331419	Primary nonferrous metal, except Cu and Al.....	1	e	3	e	33.3	D
Nebraska							
31-33	Manufacturing.....	57	11,616	1,990	99,526	2.9	11.7
311	Food manufacturing.....	11	4,480	308	33,770	3.6	13.3
3111	Animal food manufacturing.....	3	400	56	1,493	5.4	26.8
31111	Animal food manufacturing.....	3	400	56	1,493	5.4	26.8
311111	Dog and cat food manufacturing.....	1	e	8	837	12.5	D
3114	Fruit and vegetable preserving and specialty.....	1	e	6	f	16.7	D
31141	Frozen food manufacturing.....	1	e	3	f	33.3	D
311411	Frozen fruit and vegetable manufacturing.....	1	e	1	e	100.0	D
3116	Animal slaughtering and processing.....	3	h	124	24,934	2.4	D
31161	Animal slaughtering and processing.....	3	h	124	24,934	2.4	D
311611	Animal, except poultry, slaughtering.....	1	h	70	19,004	1.4	D
325	Chemical manufacturing.....	12	702	89	3,643	13.5	19.3
3254	Pharmaceutical and medicine manufacturing.....	3	f	23	2,131	13.0	D
32541	Pharmaceutical and medicine manufacturing.....	3	f	23	2,131	13.0	D
325412	Pharmaceutical preparation manufacturing.....	2	f	9	635	22.2	D
327	Nonmetallic mineral product manufacturing.....	11	277	139	2,971	7.9	9.3
332	Fabricated metal product manufacturing.....	2	e	296	9,314	0.7	D
3323	Architectural and structural metals manufacturing.....	1	e	84	3,956	1.2	D
33232	Ornamental and architectural metal products.....	1	e	38	920	2.6	D
332321	Metal window and door manufacturing.....	1	e	8	498	12.5	D
333	Machinery manufacturing.....	4	g	210	10,090	1.9	D
3331	Agricultural, construction, and mining machinery manufacturing.....	3	1,327	96	6,752	3.1	19.7
33311	Agricultural implement manufacturing.....	3	1,327	89	6,238	3.4	21.3
333111	Farm machinery and equipment manufacturing.....	3	1,327	88	i	3.4	D
3334	HVAC and commercial refrigeration equipment.....	1	e	11	734	9.1	D
33341	HVAC and commercial refrigeration equipment.....	1	e	11	734	9.1	D
333415	AC, refrigeration, and forced air heating.....	1	e	2	e	50.0	D

See the note at the end of the table.

Table M2.1 Number and Employment of Foreign-Owned and All U.S. Establishments in Each State, by Detailed Industry—Continues

NAICS code	Industry	Foreign-owned establishments		All U.S. establishments		Foreign-owned establishments as a percentage of all U.S. establishments ¹	
		Number of establishments	Number of employees	Number of establishments	Number of employees	Number of establishments	Number of employees
334	Computer and electronic product manufacturing	3	683	45	4,473	6.7	15.3
3342	Communications equipment manufacturing	2	e	9	1,411	22.2	D
33429	Other communications equipment manufacturing	1	e	3	e	33.3	D
334290	Other communications equipment manufacturing	1	e	3	e	33.3	D
335	Electrical equipment and appliance manufacturing	2	e	28	2,583	7.1	D
3353	Electrical equipment manufacturing	1	e	12	1,017	8.3	D
33531	Electrical equipment manufacturing	1	e	12	1,017	8.3	D
335313	Switchgear and switchboard apparatus manufacturing	1	e	6	f	16.7	D
336	Transportation equipment manufacturing	4	g	79	8,747	5.1	D
3363	Motor vehicle parts manufacturing	2	e	33	4,641	6.1	D
3369	Other transportation equipment manufacturing	1	g	6	g	16.7	D
33699	Other transportation equipment manufacturing	1	g	6	g	16.7	D
336999	All other transportation equipment manufacturing	1	g	4	g	25.0	D
339	Miscellaneous manufacturing	1	e	167	5,485	0.6	D
3391	Medical equipment and supplies manufacturing	1	e	79	4,409	1.3	D
33911	Medical equipment and supplies manufacturing	1	e	79	4,409	1.3	D
339112	Surgical and medical instrument manufacturing	1	e	7	h	14.3	D
Nevada							
31-33	Manufacturing	56	4,542	2,037	51,930	2.7	8.7
311	Food manufacturing	2	f	142	4,482	1.4	D
3115	Dairy product manufacturing	1	f	5	889	20.0	D
31152	Ice cream and frozen dessert manufacturing	1	f	2	f	50.0	D
311520	Ice cream and frozen dessert manufacturing	1	f	2	f	50.0	D
326	Plastics and rubber products manufacturing	4	403	94	3,666	4.3	11.0
3261	Plastics product manufacturing	4	403	87	3,553	4.6	11.3
32619	Other plastics product manufacturing	2	e	57	1,717	3.5	D
327	Nonmetallic mineral product manufacturing	21	1,285	172	5,170	12.2	24.9
3273	Cement and concrete product manufacturing	16	1,036	97	3,315	16.5	31.3
32732	Ready-mix concrete manufacturing	11	734	63	1,969	17.5	37.3
327320	Ready-mix concrete manufacturing	11	734	63	1,969	17.5	37.3
331	Primary metal manufacturing	2	e	18	1,474	11.1	D
3314	Other nonferrous metal production	2	e	5	994	40.0	D
332	Fabricated metal product manufacturing	7	680	357	6,901	2.0	9.9
3323	Architectural and structural metals manufacturing	3	258	138	3,315	2.2	7.8
3329	Other fabricated metal product manufacturing	2	e	43	871	4.7	D
33291	Metal valve manufacturing	2	e	12	447	16.7	D
332911	Industrial valve manufacturing	2	e	7	407	28.6	D
339	Miscellaneous manufacturing	5	430	273	8,354	1.8	5.1
3399	Other miscellaneous manufacturing	4	e	175	7,290	2.3	D
New Hampshire							
31-33	Manufacturing	85	19,556	2,104	81,383	4.0	24.0
311	Food manufacturing	2	f	105	2,312	1.9	D
3113	Sugar and confectionery product manufacturing	1	f	15	f	6.7	D
31132	Confectionery manufacturing from cacao beans	1	f	2	f	50.0	D
311320	Confectionery manufacturing from cacao beans	1	f	2	f	50.0	D
3115	Dairy product manufacturing	1	e	10	e	10.0	D
31151	Dairy product, except frozen, manufacturing	1	e	5	e	20.0	D
311511	Fluid milk manufacturing	1	e	4	e	25.0	D
313	Textile mills	3	451	24	1,659	12.5	27.2
325	Chemical manufacturing	2	f	61	2,379	3.3	D
3254	Pharmaceutical and medicine manufacturing	1	f	8	1,159	12.5	D
32541	Pharmaceutical and medicine manufacturing	1	f	8	1,159	12.5	D
325414	Other biological product manufacturing	1	f	2	f	50.0	D
326	Plastics and rubber products manufacturing	3	391	99	4,585	3.0	8.5
3262	Rubber product manufacturing	2	e	17	1,035	11.8	D
327	Nonmetallic mineral product manufacturing	12	422	92	2,294	13.0	18.4
3272	Glass and glass product manufacturing	1	e	16	820	6.3	D
32721	Glass and glass product manufacturing	1	e	16	820	6.3	D
327212	Other pressed and blown glass and glassware	1	e	4	e	25.0	D
332	Fabricated metal product manufacturing	8	1,117	428	12,700	1.9	8.8
3329	Other fabricated metal product manufacturing	2	f	45	5,383	4.4	D
33299	All other fabricated metal product manufacturing	2	f	36	4,538	5.6	D
332991	Ball and roller bearing manufacturing	1	f	3	g	33.3	D
332994	Small arms manufacturing	1	e	7	1,837	14.3	D
333	Machinery manufacturing	6	2,058	189	11,272	3.2	18.3
3332	Industrial machinery manufacturing	3	1,327	41	2,763	7.3	48.0
33329	Other industrial machinery manufacturing	3	1,327	35	2,640	8.6	50.3
333293	Printing machinery and equipment manufacturing	2	g	6	1,818	33.3	D
3336	Turbine and power transmission equipment manufacturing	1	e	5	f	20.0	D
33361	Turbine and power transmission equipment manufacturing	1	e	5	f	20.0	D
333613	Mechanical power transmission equipment manufacturing	1	e	2	f	50.0	D
3339	Other general purpose machinery manufacturing	2	e	49	3,458	4.1	D
334	Computer and electronic product manufacturing	12	7,053	220	16,329	5.5	43.2
3344	Semiconductor and electronic component manufacturing	3	374	104	6,300	2.9	5.9
33441	Semiconductor and electronic component manufacturing	3	374	104	6,300	2.9	5.9
334419	Other electronic component manufacturing	2	e	24	1,173	8.3	D
3345	Electronic instrument manufacturing	5	i	64	7,964	7.8	D
33451	Electronic instrument manufacturing	5	i	64	7,964	7.8	D
334511	Search, detection, and navigation instruments	1	i	6	i	16.7	D
334519	Other measuring and controlling device manufacturing	3	315	14	590	21.4	53.4
335	Electrical equipment and appliance manufacturing	7	2,708	62	5,010	11.3	54.1
3351	Electric lighting equipment manufacturing	2	g	6	g	33.3	D
33511	Electric lamp bulb and part manufacturing	2	g	2	g	100.0	D
335110	Electric lamp bulb and part manufacturing	2	g	2	g	100.0	D
3359	Other electrical equipment and component manufacturing	5	g	36	3,088	13.9	D
33592	Communication and energy wire and cable manufacturing	3	1,120	12	2,037	25.0	55.0
335921	Fiber optic cable manufacturing	2	f	3	f	66.7	D
33593	Wiring device manufacturing	2	e	7	643	28.6	D
335931	Current-carrying wiring device manufacturing	2	e	7	643	28.6	D

See the note at the end of the table.

Table M2.1 Number and Employment of Foreign-Owned and All U.S. Establishments in Each State, by Detailed Industry—Continues

NAICS code	Industry	Foreign-owned establishments		All U.S. establishments		Foreign-owned establishments as a percentage of all U.S. establishments ¹	
		Number of establishments	Number of employees	Number of establishments	Number of employees	Number of establishments	Number of employees
336	Transportation equipment manufacturing.....	1	f	40	2,544	2.5	D
3363	Motor vehicle parts manufacturing.....	1	f	16	1,179	6.3	D
33639	Other motor vehicle parts manufacturing.....	1	f	1	f	100.0	D
336399	All other motor vehicle parts manufacturing.....	1	f	1	f	100.0	D
339	Miscellaneous manufacturing.....	10	h	171	6,337	5.8	D
3391	Medical equipment and supplies manufacturing.....	2	f	62	3,060	3.2	D
33911	Medical equipment and supplies manufacturing.....	2	f	62	3,060	3.2	D
339112	Surgical and medical instrument manufacturing.....	2	f	21	2,089	9.5	D
3399	Other miscellaneous manufacturing.....	8	1,960	109	3,277	7.3	59.8
33999	All other miscellaneous manufacturing.....	8	1,960	46	2,656	17.4	73.8
339991	Gasket, packing, and sealing device manufacturing.....	7	g	10	1,533	70.0	D
339993	Fastener, button, needle, and pin manufacturing.....	1	f	1	f	100.0	D
New Jersey							
31-33	Manufacturing.....	236	33,981	9,236	309,631	2.6	11.0
311	Food manufacturing.....	23	3,068	909	29,863	2.5	10.3
3114	Fruit and vegetable preserving and specialty.....	3	f	42	3,538	7.1	D
31142	Fruit and vegetable canning and drying.....	2	e	23	2,329	8.7	D
311421	Fruit and vegetable canning.....	2	e	16	1,602	12.5	D
3118	Bakeries and tortilla manufacturing.....	5	459	502	9,749	1.0	4.7
31182	Cookie, cracker, and pasta manufacturing.....	5	459	41	h	12.2	D
311822	Mixes and dough made from purchased flour.....	3	e	12	741	25.0	D
3119	Other food manufacturing.....	10	1,458	118	6,905	8.5	21.1
31192	Coffee and tea manufacturing.....	2	f	9	1,144	22.2	D
311920	Coffee and tea manufacturing.....	2	f	9	1,144	22.2	D
31194	Seasoning and dressing manufacturing.....	4	447	31	1,317	12.9	33.9
311942	Spice and extract manufacturing.....	4	447	23	1,020	17.4	43.8
315	Apparel manufacturing.....	2	e	185	4,624	1.1	D
3152	Cut and sew apparel manufacturing.....	2	e	150	4,158	1.3	D
31523	Women's cut and sew apparel manufacturing.....	1	e	33	652	3.0	D
315231	Women's lingerie and nightwear manufacturing.....	1	e	4	e	25.0	D
321	Wood product manufacturing.....	2	e	189	4,704	1.1	D
3219	Other wood product manufacturing.....	2	e	159	3,756	1.3	D
32191	Millwork.....	1	e	84	1,939	1.2	D
321912	Cut stock, resawing lumber, and planing.....	1	e	7	335	14.3	D
322	Paper manufacturing.....	6	295	200	11,626	3.0	2.5
3222	Converted paper product manufacturing.....	6	295	193	10,394	3.1	2.8
323	Printing and related support activities.....	5	609	1,229	24,499	0.4	2.5
3231	Printing and related support activities.....	5	609	1,229	24,499	0.4	2.5
32311	Printing.....	5	609	1,078	21,934	0.5	2.8
323110	Commercial lithographic printing.....	3	e	525	13,752	0.6	D
325	Chemical manufacturing.....	79	16,720	708	54,683	11.2	30.6
3251	Basic chemical manufacturing.....	18	2,122	115	6,420	15.7	33.1
32518	Other basic inorganic chemical manufacturing.....	4	e	26	1,193	15.4	D
325188	All other basic inorganic chemical manufacturing.....	4	e	25	g	16.0	D
32519	Other basic organic chemical manufacturing.....	9	g	52	3,609	17.3	D
325199	All other basic organic chemical manufacturing.....	8	1,530	49	3,523	16.3	43.4
3252	Resin, rubber, and artificial fibers manufacturing.....	4	355	52	2,029	7.7	17.5
32521	Resin and synthetic rubber manufacturing.....	4	355	50	g	8.0	D
325211	Plastics material and resin manufacturing.....	4	355	48	g	8.3	D
3254	Pharmaceutical and medicine manufacturing.....	18	6,501	150	27,016	12.0	24.1
32541	Pharmaceutical and medicine manufacturing.....	18	6,501	150	27,016	12.0	24.1
325411	Medicinal and botanical manufacturing.....	6	f	39	6,605	15.4	D
325412	Pharmaceutical preparation manufacturing.....	11	5,686	87	18,654	12.6	30.5
3255	Paint, coating, and adhesive manufacturing.....	6	476	90	2,122	6.7	22.4
32551	Paint and coating manufacturing.....	3	299	47	989	6.4	30.2
325510	Paint and coating manufacturing.....	3	299	47	989	6.4	30.2
3256	Soap, cleaning compound, and toiletry manufacturing.....	24	5,835	159	12,943	15.1	45.1
32561	Soap and cleaning compound manufacturing.....	5	629	61	2,671	8.2	23.5
325611	Soap and other detergent manufacturing.....	2	e	34	1,787	5.9	D
32562	Toilet preparation manufacturing.....	19	5,206	98	10,272	19.4	50.7
325620	Toilet preparation manufacturing.....	19	5,206	98	10,272	19.4	50.7
3259	Other chemical product and preparation manufacturing.....	8	g	122	3,664	6.6	D
32599	All other chemical preparation manufacturing.....	4	1,100	91	3,084	4.4	35.7
325998	Other miscellaneous chemical product manufacturing.....	2	f	56	1,792	3.6	D
326	Plastics and rubber products manufacturing.....	17	1,384	426	20,944	4.0	6.6
3261	Plastics product manufacturing.....	15	g	370	19,068	4.1	D
32619	Other plastics product manufacturing.....	9	877	221	12,285	4.1	7.1
326199	All other plastics product manufacturing.....	9	877	212	11,225	4.2	7.8
327	Nonmetallic mineral product manufacturing.....	20	2,750	348	13,615	5.7	20.2
3272	Glass and glass product manufacturing.....	9	2,312	96	5,827	9.4	39.7
32721	Glass and glass product manufacturing.....	9	2,312	96	5,827	9.4	39.7
327212	Other pressed and blown glass and glassware.....	3	g	22	1,701	13.6	D
327213	Glass container manufacturing.....	1	e	8	g	12.5	D
327215	Glass product manufacturing made of purchased glass.....	4	592	65	2,355	6.2	25.1
331	Primary metal manufacturing.....	9	795	104	6,716	8.7	11.8
3311	Iron and steel mills and ferroalloy manufacturing.....	2	f	8	918	25.0	D
33111	Iron and steel mills and ferroalloy manufacturing.....	2	f	8	918	25.0	D
331111	Iron and steel mills.....	2	f	8	918	25.0	D
332	Fabricated metal product manufacturing.....	9	548	1,403	30,090	0.6	1.8
333	Machinery manufacturing.....	16	1,314	674	16,789	2.4	7.8
3333	Commercial and service industry machinery.....	4	253	74	1,993	5.4	12.7
33331	Commercial and service industry machinery.....	4	253	74	1,993	5.4	12.7
333319	Other commercial and service machinery manufacturing.....	4	253	36	702	11.1	36.0
3336	Turbine and power transmission equipment manufacturing.....	1	e	22	1,067	4.5	D
33361	Turbine and power transmission equipment manufacturing.....	1	e	22	1,067	4.5	D
333611	Turbine and turbine generator set units manufacturing.....	1	e	3	e	33.3	D
3339	Other general purpose machinery manufacturing.....	6	515	209	6,334	2.9	8.1
33391	Pump and compressor manufacturing.....	1	e	24	679	4.2	D
333912	Air and gas compressor manufacturing.....	1	e	11	436	9.1	D

See the note at the end of the table.

Table M2.1 Number and Employment of Foreign-Owned and All U.S. Establishments in Each State, by Detailed Industry—Continues

NAICS code	Industry	Foreign-owned establishments		All U.S. establishments		Foreign-owned establishments as a percentage of all U.S. establishments ¹	
		Number of establishments	Number of employees	Number of establishments	Number of employees	Number of establishments	Number of employees
334	Computer and electronic product manufacturing	21	4,387	511	28,306	4.1	15.5
3342	Communications equipment manufacturing.....	6	1,095	86	4,857	7.0	22.5
33422	Broadcast and wireless communications equipment.....	3	e	45	3,113	6.7	D
334220	Broadcast and wireless communications equipment.....	3	e	45	3,113	6.7	D
33429	Other communications equipment manufacturing	3	f	27	1,016	11.1	D
334290	Other communications equipment manufacturing	3	f	27	1,016	11.1	D
3345	Electronic instrument manufacturing.....	10	2,817	182	14,664	5.5	19.2
33451	Electronic instrument manufacturing	10	2,817	182	14,664	5.5	19.2
334510	Electromedical apparatus manufacturing.....	3	747	24	2,280	12.5	32.8
334511	Search, detection, and navigation instruments.....	1	g	23	7,948	4.3	D
334516	Analytical laboratory instrument manufacturing.....	2	f	26	2,106	7.7	D
3346	Magnetic media manufacturing and reproducing.....	1	e	20	1,175	5.0	D
33461	Magnetic media manufacturing and reproducing.....	1	e	20	1,175	5.0	D
334612	Audio and video media reproduction	1	e	12	988	8.3	D
335	Electrical equipment and appliance manufacturing	6	489	239	10,089	2.5	4.8
3359	Other electrical equipment and component manufacturing	4	e	89	4,463	4.5	D
339	Miscellaneous manufacturing	6	469	957	27,251	0.6	1.7
3399	Other miscellaneous manufacturing	4	e	576	9,785	0.7	D
New Mexico							
31-33	Manufacturing	36	2,895	1,572	35,374	2.3	8.2
311	Food manufacturing	2	e	145	4,914	1.4	D
3115	Dairy product manufacturing.....	2	e	10	1,160	20.0	D
31151	Dairy product, except frozen, manufacturing	2	e	10	1,160	20.0	D
311513	Cheese manufacturing.....	1	e	5	896	20.0	D
325	Chemical manufacturing	3	e	42	1,089	7.1	D
3251	Basic chemical manufacturing	2	e	12	808	16.7	D
327	Nonmetallic mineral product manufacturing.....	15	372	138	2,557	10.9	14.5
3273	Cement and concrete product manufacturing.....	14	e	72	1,659	19.4	D
334	Computer and electronic product manufacturing	5	1,131	81	8,452	6.2	13.4
3344	Semiconductor and electronic component manufacturing	4	g	33	6,363	12.1	D
33441	Semiconductor and electronic component manufacturing	4	g	33	6,363	12.1	D
334413	Semiconductors and related device manufacturing	3	f	13	5,607	23.1	D
New York							
31-33	Manufacturing	362	46,774	18,607	532,708	1.9	8.8
311	Food manufacturing	23	3,515	1,938	48,565	1.2	7.2
3111	Animal food manufacturing	2	e	49	1,810	4.1	D
31111	Animal food manufacturing	2	e	49	1,810	4.1	D
311111	Dog and cat food manufacturing.....	2	e	6	689	33.3	D
3114	Fruit and vegetable preserving and specialty	5	f	87	6,901	5.7	D
31142	Fruit and vegetable canning and drying.....	5	f	59	4,894	8.5	D
311421	Fruit and vegetable canning.....	2	e	46	4,213	4.3	D
3115	Dairy product manufacturing.....	2	e	113	7,603	1.8	D
31151	Dairy product, except frozen, manufacturing	2	e	79	6,709	2.5	D
311513	Cheese manufacturing.....	1	e	32	2,380	3.1	D
3118	Bakeries and tortilla manufacturing	8	1,400	1,182	17,138	0.7	8.2
31181	Bread and bakery product manufacturing.....	5	g	1,102	14,907	0.5	D
311812	Commercial bakeries.....	5	g	298	8,214	1.7	D
31182	Cookie, cracker, and pasta manufacturing.....	3	e	76	2,183	3.9	D
3119	Other food manufacturing	6	624	212	7,428	2.8	8.4
31194	Seasoning and dressing manufacturing.....	3	e	46	1,304	6.5	D
311942	Spice and extract manufacturing	1	e	27	765	3.7	D
315	Apparel manufacturing.....	3	f	1,486	21,266	0.2	D
3152	Cut and sew apparel manufacturing	3	f	1,304	18,032	0.2	D
31522	Men's cut and sew apparel manufacturing.....	2	f	74	1,654	2.7	D
315222	Men's suit, coat, and overcoat manufacturing.....	2	f	41	1,395	4.9	D
322	Paper manufacturing.....	15	2,559	288	16,868	5.2	15.2
3221	Pulp, paper, and paperboard mills	7	1,127	41	4,526	17.1	24.9
32212	Paper mills	5	f	26	3,319	19.2	D
322121	Paper, except newsprint, mills	5	f	26	3,319	19.2	D
3222	Converted paper product manufacturing	8	1,432	247	12,342	3.2	11.6
32221	Paperboard container manufacturing	4	1,168	106	6,945	3.8	16.8
322211	Corrugated and solid fiber box manufacturing	3	f	62	3,488	4.8	D
322215	Nonfolding sanitary food container manufacturing.....	1	f	3	f	33.3	D
323	Printing and related support activities.....	7	1,472	2,180	35,920	0.3	4.1
3231	Printing and related support activities.....	7	1,472	2,180	35,920	0.3	4.1
32311	Printing.....	5	g	1,967	32,555	0.3	D
323117	Books printing.....	2	g	58	2,506	3.4	D
324	Petroleum and coal products manufacturing.....	51	427	147	1,834	34.7	23.3
3241	Petroleum and coal products manufacturing.....	51	427	147	1,834	34.7	23.3
32412	Asphalt paving and roofing materials manufacturing.....	51	427	129	1,552	39.5	27.5
324121	Asphalt paving mixture and block manufacturing.....	51	427	122	1,391	41.8	30.7
325	Chemical manufacturing	42	5,978	577	50,923	7.3	11.7
3251	Basic chemical manufacturing	9	721	79	4,865	11.4	14.8
32513	Synthetic dye and pigment manufacturing.....	3	e	9	704	33.3	D
325131	Inorganic dye and pigment manufacturing.....	2	e	5	e	40.0	D
3254	Pharmaceutical and medicine manufacturing.....	17	3,963	124	18,948	13.7	20.9
32541	Pharmaceutical and medicine manufacturing.....	17	3,963	124	18,948	13.7	20.9
325412	Pharmaceutical preparation manufacturing	11	3,329	76	12,218	14.5	27.2
325413	In-vitro diagnostic substance manufacturing	2	e	8	1,995	25.0	D
3256	Soap, cleaning compound, and toiletry manufacturing	5	650	130	7,760	3.8	8.4
32562	Toilet preparation manufacturing.....	4	f	62	6,243	6.5	D
325620	Toilet preparation manufacturing.....	4	f	62	6,243	6.5	D
3259	Other chemical product and preparation manufacturing.....	8	384	107	16,041	7.5	2.4

See the note at the end of the table.

Table M2.1 Number and Employment of Foreign-Owned and All U.S. Establishments in Each State, by Detailed Industry—Continues

NAICS code	Industry	Foreign-owned establishments		All U.S. establishments		Foreign-owned establishments as a percentage of all U.S. establishments ¹	
		Number of establishments	Number of employees	Number of establishments	Number of employees	Number of establishments	Number of employees
326	Plastics and rubber products manufacturing.....	18	2,492	601	25,663	3.0	9.7
3261	Plastics product manufacturing.....	14	f	529	22,713	2.6	D
32615	Urethane and other foam product manufacturing	2	e	22	1,075	9.1	D
326150	Urethane and other foam product manufacturing	2	e	22	1,075	9.1	D
32619	Other plastics product manufacturing	6	302	358	14,366	1.7	2.1
326199	All other plastics product manufacturing.....	6	302	343	13,960	1.7	2.2
3262	Rubber product manufacturing.....	4	g	72	2,950	5.6	D
32621	Tire manufacturing.....	1	g	26	1,557	3.8	D
326211	Tire manufacturing, except retreading	1	g	7	g	14.3	D
32622	Rubber and plastics hose and belting manufacturing	3	e	10	510	30.0	D
326220	Rubber and plastics hose and belting manufacturing	3	e	10	510	30.0	D
327	Nonmetallic mineral product manufacturing.....	54	2,111	701	18,388	7.7	11.5
3271	Clay product and refractory manufacturing.....	3	e	49	2,476	6.1	D
32712	Clay building material and refractories manufacturing	3	e	21	1,181	14.3	D
327125	Nonclay refractory manufacturing.....	3	e	10	755	30.0	D
3273	Cement and concrete product manufacturing.....	40	1,103	319	6,504	12.5	17.0
32731	Cement manufacturing.....	4	511	8	571	50.0	89.5
327310	Cement manufacturing.....	4	511	8	571	50.0	89.5
32732	Ready-mix concrete manufacturing	30	e	186	3,407	16.1	D
327320	Ready-mix concrete manufacturing	30	e	186	3,407	16.1	D
3279	Other nonmetallic mineral products	6	346	186	4,748	3.2	7.3
32791	Abrasive product manufacturing.....	4	e	26	1,581	15.4	D
327910	Abrasive product manufacturing.....	4	e	26	1,581	15.4	D
331	Primary metal manufacturing.....	11	1,677	197	12,303	5.6	13.6
3311	Iron and steel mills and ferroalloy manufacturing.....	1	e	10	1,839	10.0	D
33111	Iron and steel mills and ferroalloy manufacturing.....	1	e	10	1,839	10.0	D
331111	Iron and steel mills.....	1	e	9	g	11.1	D
3312	Steel product manufacturing from purchased steel	4	474	19	934	21.1	50.7
33122	Rolling and drawing of purchased steel.....	4	474	18	f	22.2	D
331221	Rolled steel shape manufacturing.....	3	e	11	819	27.3	D
3313	Alumina and aluminum production.....	2	e	21	2,799	9.5	D
33131	Alumina and aluminum production.....	2	e	21	2,799	9.5	D
331314	Secondary smelting and alloying of aluminum.....	1	e	6	901	16.7	D
3314	Other nonferrous metal production	4	f	89	4,512	4.5	D
33142	Rolled, drawn, extruded, and alloyed copper.....	1	f	20	2,197	5.0	D
331421	Copper rolling, drawing, and extruding	1	f	9	1,281	11.1	D
332	Fabricated metal product manufacturing.....	22	3,372	2,580	59,601	0.9	5.7
3323	Architectural and structural metals manufacturing.....	7	388	711	15,295	1.0	2.5
33231	Plate work and fabricated structural products.....	4	e	230	4,762	1.7	D
3324	Boiler, tank, and shipping container manufacturing	1	f	69	4,028	1.4	D
33241	Power boiler and heat exchanger manufacturing	1	f	27	2,010	3.7	D
332410	Power boiler and heat exchanger manufacturing	1	f	27	2,010	3.7	D
3329	Other fabricated metal product manufacturing.....	7	1,635	272	10,671	2.6	15.3
33291	Metal valve manufacturing.....	4	f	45	3,717	8.9	D
332912	Fluid power valve and hose fitting manufacturing	2	f	10	1,255	20.0	D
33299	All other fabricated metal product manufacturing.....	3	f	227	6,954	1.3	D
332991	Ball and roller bearing manufacturing.....	2	f	11	1,107	18.2	D
333	Machinery manufacturing.....	25	3,696	1,020	42,674	2.5	8.7
3333	Commercial and service industry machinery.....	2	e	110	3,699	1.8	D
33331	Commercial and service industry machinery.....	2	e	110	3,699	1.8	D
333315	Photographic and photocopying equipment manufacturing	1	e	16	849	6.3	D
3334	HVAC and commercial refrigeration equipment.....	3	730	82	3,695	3.7	19.8
33341	HVAC and commercial refrigeration equipment.....	3	730	82	3,695	3.7	19.8
333415	AC, refrigeration, and forced air heating.....	3	730	45	2,116	6.7	34.5
3335	Metalworking machinery manufacturing.....	5	251	283	6,325	1.8	4.0
33351	Metalworking machinery manufacturing.....	5	251	283	6,325	1.8	4.0
3336	Turbine and power transmission equipment manufacturing	2	f	45	5,050	4.4	D
33361	Turbine and power transmission equipment manufacturing	2	f	45	5,050	4.4	D
333611	Turbine and turbine generator set units manufacturing.....	2	f	9	2,139	22.2	D
3339	Other general purpose machinery manufacturing	9	1,604	263	14,384	3.4	11.2
33391	Pump and compressor manufacturing.....	3	638	37	5,275	8.1	12.1
333911	Pump and pumping equipment manufacturing	2	e	23	1,987	8.7	D
333912	Air and gas compressor manufacturing.....	1	e	14	3,288	7.1	D
33392	Material handling equipment manufacturing.....	3	f	68	2,126	4.4	D
333924	Industrial truck, trailer, and stacker manufacturing.....	1	f	12	665	8.3	D
33399	All other general purpose machinery manufacturing.....	3	e	158	6,983	1.9	D
334	Computer and electronic product manufacturing.....	24	5,708	827	53,801	2.9	10.6
3342	Communications equipment manufacturing.....	5	1,484	109	6,986	4.6	21.2
33422	Broadcast and wireless communications equipment.....	3	g	53	5,438	5.7	D
334220	Broadcast and wireless communications equipment.....	3	g	53	5,438	5.7	D
33429	Other communications equipment manufacturing	1	e	37	992	2.7	D
334290	Other communications equipment manufacturing	1	e	37	992	2.7	D
3344	Semiconductor and electronic component manufacturing	6	g	263	30,212	2.3	D
33441	Semiconductor and electronic component manufacturing	6	g	263	30,212	2.3	D
334413	Semiconductors and related device manufacturing	1	f	31	8,060	3.2	D
334418	Printed circuit assembly manufacturing.....	1	e	52	4,841	1.9	D
334419	Other electronic component manufacturing.....	3	311	80	4,698	3.8	6.6
3345	Electronic instrument manufacturing.....	11	2,453	275	12,757	4.0	19.2
33451	Electronic instrument manufacturing.....	11	2,453	275	12,757	4.0	19.2
334510	Electromedical apparatus manufacturing.....	1	e	37	1,281	2.7	D
334511	Search, detection, and navigation instruments.....	5	g	33	4,621	15.2	D
335	Electrical equipment and appliance manufacturing	9	2,719	357	18,052	2.5	15.1
3351	Electric lighting equipment manufacturing	4	1,103	105	3,620	3.8	30.5
33511	Electric lamp bulb and part manufacturing	1	e	4	593	25.0	D
335110	Electric lamp bulb and part manufacturing	1	e	4	593	25.0	D
33512	Lighting fixture manufacturing.....	3	f	101	3,027	3.0	D
335121	Residential electric lighting fixture manufacturing.....	2	e	44	1,035	4.5	D

See the note at the end of the table.

Table M2.1 Number and Employment of Foreign-Owned and All U.S. Establishments in Each State, by Detailed Industry—Continues

NAICS code	Industry	Foreign-owned establishments		All U.S. establishments		Foreign-owned establishments as a percentage of all U.S. establishments ¹	
		Number of establishments	Number of employees	Number of establishments	Number of employees	Number of establishments	Number of employees
3353	Electrical equipment manufacturing.....	2	e	124	6,700	1.6	D
33531	Electrical equipment manufacturing.....	2	e	124	6,700	1.6	D
335312	Motor and generator manufacturing	1	e	25	1,905	4.0	D
3359	Other electrical equipment and component manufacturing	3	g	115	6,827	2.6	D
33593	Wiring device manufacturing.....	1	f	24	1,312	4.2	D
335932	Noncurrent-carrying wiring device manufacturing	1	f	8	1,036	12.5	D
33599	Other electrical equipment and component manufacturing	2	e	58	2,469	3.4	D
335999	Miscellaneous electrical equipment manufacturing	2	e	52	2,151	3.8	D
336	Transportation equipment manufacturing.....	17	6,928	377	32,147	4.5	21.6
3361	Motor vehicle manufacturing.....	1	f	8	f	12.5	D
33612	Heavy duty truck manufacturing	1	f	3	f	33.3	D
336120	Heavy duty truck manufacturing	1	f	3	f	33.3	D
3363	Motor vehicle parts manufacturing.....	6	h	159	18,898	3.8	D
33635	Motor vehicle power train components manufacturing	3	h	22	5,072	13.6	D
336350	Motor vehicle power train components manufacturing	3	h	22	5,072	13.6	D
33639	Other motor vehicle parts manufacturing.....	1	e	34	4,480	2.9	D
336399	All other motor vehicle parts manufacturing	1	e	32	g	3.1	D
3364	Aerospace product and parts manufacturing.....	3	f	63	6,871	4.8	D
33641	Aerospace product and parts manufacturing.....	3	f	63	6,871	4.8	D
336412	Aircraft engine and engine parts manufacturing.....	2	e	22	2,315	9.1	D
336413	Other aircraft parts and equipment.....	1	e	35	3,685	2.9	D
3365	Railroad rolling stock manufacturing.....	3	1,883	18	2,854	16.7	66.0
33651	Railroad rolling stock manufacturing.....	3	1,883	18	2,854	16.7	66.0
336510	Railroad rolling stock manufacturing.....	3	1,883	18	2,854	16.7	66.0
337	Furniture and related product manufacturing.....	3	f	1,287	20,894	0.2	D
3371	Household and institutional furniture manufacturing.....	2	e	922	11,187	0.2	D
33712	Other household and institutional furniture	2	e	472	7,630	0.4	D
337127	Institutional furniture manufacturing.....	1	e	44	997	2.3	D
3379	Other furniture-related product manufacturing.....	1	e	71	2,588	1.4	D
33792	Blind and shade manufacturing	1	e	50	1,524	2.0	D
337920	Blind and shade manufacturing	1	e	50	1,524	2.0	D
339	Miscellaneous manufacturing.....	20	1,742	2,509	45,238	0.8	3.9
3391	Medical equipment and supplies manufacturing.....	11	1,393	761	16,099	1.4	8.7
33911	Medical equipment and supplies manufacturing.....	11	1,393	761	16,099	1.4	8.7
339112	Surgical and medical instrument manufacturing.....	2	f	70	7,324	2.9	D
339113	Surgical appliance and supplies manufacturing.....	3	294	140	2,971	2.1	9.9
339115	Ophthalmic goods manufacturing.....	4	e	55	2,099	7.3	D
3399	Other miscellaneous manufacturing	9	349	1,748	29,139	0.5	1.2
North Carolina							
31-33	Manufacturing	530	77,208	10,167	508,031	5.2	15.2
311	Food manufacturing	15	821	515	54,951	2.9	1.5
3118	Bakeries and tortilla manufacturing	11	760	149	9,844	7.4	7.7
31181	Bread and bakery product manufacturing.....	10	f	132	6,212	7.6	D
311812	Commercial bakeries.....	10	f	55	5,174	18.2	D
312	Beverage and tobacco product manufacturing.....	8	3,672	88	11,966	9.1	30.7
3121	Beverage manufacturing	4	g	69	2,840	5.8	D
31211	Soft drink and ice manufacturing	3	f	38	1,806	7.9	D
312111	Soft drink manufacturing.....	3	f	12	1,415	25.0	D
31212	Breweries.....	1	f	8	f	12.5	D
312120	Breweries.....	1	f	8	f	12.5	D
3122	Tobacco manufacturing	4	g	19	9,126	21.1	D
31222	Tobacco product manufacturing.....	3	g	13	7,054	23.1	D
312221	Cigarette manufacturing	2	g	10	f	20.0	D
313	Textile mills.....	18	2,906	434	34,888	4.1	8.3
3131	Fiber, yarn, and thread mills	6	1,432	112	12,075	5.4	11.9
31311	Fiber, yarn, and thread mills	6	1,432	112	12,075	5.4	11.9
313111	Yarn spinning mills.....	4	f	77	8,291	5.2	D
313113	Thread mills	2	f	9	770	22.2	D
3132	Fabric mills.....	6	906	181	14,453	3.3	6.3
31321	Broadwoven fabric mills.....	2	e	56	5,080	3.6	D
313210	Broadwoven fabric mills.....	2	e	56	5,080	3.6	D
31323	Nonwoven fabric mills.....	4	f	36	2,782	11.1	D
313230	Nonwoven fabric mills.....	4	f	36	2,782	11.1	D
3133	Textile and fabric finishing mills.....	6	568	141	8,360	4.3	6.8
31331	Textile and fabric finishing mills.....	3	e	128	7,344	2.3	D
31332	Fabric coating mills.....	3	e	13	1,016	23.1	D
313320	Fabric coating mills.....	3	e	13	1,016	23.1	D
314	Textile product mills.....	4	707	304	10,243	1.3	6.9
3149	Other textile product mills	4	707	165	4,637	2.4	15.2
31499	All other textile product mills.....	3	f	121	3,828	2.5	D
314992	Tire cord and tire fabric mills.....	2	e	4	779	50.0	D
315	Apparel manufacturing.....	4	g	282	14,839	1.4	D
3151	Apparel knitting mills.....	4	g	140	10,707	2.9	D
31511	Hosiery and sock mills.....	4	g	124	9,443	3.2	D
315111	Sheer hosiery mills.....	2	f	32	3,574	6.3	D
315119	Other hosiery and sock mills.....	2	e	92	5,869	2.2	D
321	Wood product manufacturing.....	22	1,841	749	26,582	2.9	6.9
3211	Sawmills and wood preservation	3	f	191	5,362	1.6	D
32111	Sawmills and wood preservation	3	f	191	5,362	1.6	D
321113	Sawmills.....	3	f	161	4,905	1.9	D
3212	Plywood and engineered wood product manufacturing.....	7	670	108	6,844	6.5	9.8
32121	Plywood and engineered wood product manufacturing.....	7	670	108	6,844	6.5	9.8
321219	Reconstituted wood product manufacturing.....	5	f	16	1,650	31.3	D
3219	Other wood product manufacturing.....	12	f	450	14,376	2.7	D
32191	Millwork.....	6	411	211	5,703	2.8	7.2

See the note at the end of the table.

Table M2.1 Number and Employment of Foreign-Owned and All U.S. Establishments in Each State, by Detailed Industry—Continues

NAICS code	Industry	Foreign-owned establishments		All U.S. establishments		Foreign-owned establishments as a percentage of all U.S. establishments ¹	
		Number of establishments	Number of employees	Number of establishments	Number of employees	Number of establishments	Number of employees
322	Paper manufacturing.....	17	g	198	17,974	8.6	D
3222	Converted paper product manufacturing.....	16	2,060	181	13,917	8.8	14.8
32221	Paperboard container manufacturing.....	10	1,281	109	9,000	9.2	14.2
322211	Corrugated and solid fiber box manufacturing.....	6	818	66	4,799	9.1	17.0
322215	Nonfolding sanitary food container manufacturing.....	2	e	3	598	66.7	D
32222	Paper bag and coated and treated paper manufacturing.....	3	509	35	3,023	8.6	16.8
322222	Coated and laminated paper manufacturing.....	2	e	20	1,749	10.0	D
32229	Other converted paper product manufacturing.....	3	270	31	1,256	9.7	21.5
323	Printing and related support activities.....	4	e	1,000	15,265	0.4	D
3231	Printing and related support activities.....	4	e	1,000	15,265	0.4	D
324	Petroleum and coal products manufacturing.....	5	342	47	862	10.6	39.7
3241	Petroleum and coal products manufacturing.....	5	342	47	862	10.6	39.7
32412	Asphalt paving and roofing materials manufacturing.....	4	e	38	730	10.5	D
324122	Asphalt shingle and coating materials manufacturing.....	1	e	6	415	16.7	D
325	Chemical manufacturing.....	55	12,352	446	35,681	12.3	34.6
3251	Basic chemical manufacturing.....	9	948	64	3,239	14.1	29.3
32518	Other basic inorganic chemical manufacturing.....	5	e	18	726	27.8	D
325188	All other basic inorganic chemical manufacturing.....	5	e	18	726	27.8	D
32519	Other basic organic chemical manufacturing.....	3	f	26	1,782	11.5	D
325199	All other basic organic chemical manufacturing.....	3	f	24	g	12.5	D
3253	Agricultural chemical manufacturing.....	2	g	33	1,481	6.1	D
32531	Fertilizer manufacturing.....	2	g	23	1,313	8.7	D
325312	Phosphatic fertilizer manufacturing.....	1	g	3	g	33.3	D
3254	Pharmaceutical and medicine manufacturing.....	17	6,541	69	14,991	24.6	43.6
32541	Pharmaceutical and medicine manufacturing.....	17	6,541	69	14,991	24.6	43.6
325411	Medicinal and botanical manufacturing.....	3	e	16	929	18.8	D
325412	Pharmaceutical preparation manufacturing.....	10	4,028	29	9,642	34.5	41.8
325413	In-vitro diagnostic substance manufacturing.....	1	f	8	952	12.5	D
325414	Other biological product manufacturing.....	3	g	16	3,468	18.8	D
3255	Paint, coating, and adhesive manufacturing.....	6	f	66	2,411	9.1	D
32551	Paint and coating manufacturing.....	4	333	46	1,601	8.7	20.8
325510	Paint and coating manufacturing.....	4	333	46	1,601	8.7	20.8
32552	Adhesive manufacturing.....	2	e	20	810	10.0	D
325520	Adhesive manufacturing.....	2	e	20	810	10.0	D
3256	Soap, cleaning compound, and toiletry manufacturing.....	8	2,056	71	6,203	11.3	33.1
32561	Soap and cleaning compound manufacturing.....	4	1,043	54	2,219	7.4	47.0
325611	Soap and other detergent manufacturing.....	2	f	23	1,341	8.7	D
32562	Toilet preparation manufacturing.....	4	1,013	17	3,984	23.5	25.4
325620	Toilet preparation manufacturing.....	4	1,013	17	3,984	23.5	25.4
3259	Other chemical product and preparation manufacturing.....	9	853	78	2,931	11.5	29.1
32599	All other chemical preparation manufacturing.....	5	633	58	2,261	8.6	28.0
325998	Other miscellaneous chemical product manufacturing.....	3	f	36	965	8.3	D
326	Plastics and rubber products manufacturing.....	37	6,874	497	38,441	7.4	17.9
3261	Plastics product manufacturing.....	25	3,019	400	27,641	6.3	10.9
32611	Plastics packaging materials, film and sheet.....	4	352	41	3,501	9.8	10.1
32612	Plastics pipe, fittings, and profile shapes.....	2	f	31	2,146	6.5	D
326121	Unlaminated plastics profile shape manufacturing.....	1	e	16	658	6.3	D
32614	Polystyrene foam product manufacturing.....	4	275	21	958	19.0	28.7
326140	Polystyrene foam product manufacturing.....	4	275	21	958	19.0	28.7
32619	Other plastics product manufacturing.....	11	1,531	206	14,189	5.3	10.8
326199	All other plastics product manufacturing.....	11	1,531	190	13,517	5.8	11.3
3262	Rubber product manufacturing.....	12	3,855	97	10,800	12.4	35.7
32621	Tire manufacturing.....	6	2,796	36	6,130	16.7	45.6
326211	Tire manufacturing, except retreading.....	5	h	10	5,585	50.0	D
32622	Rubber and plastics hose and belting manufacturing.....	1	e	20	1,702	5.0	D
326220	Rubber and plastics hose and belting manufacturing.....	1	e	20	1,702	5.0	D
32629	Other rubber product manufacturing.....	5	f	41	2,968	12.2	D
326291	Rubber product manufacturing for mechanical use.....	3	e	16	1,497	18.8	D
326299	All other rubber product manufacturing.....	2	e	25	1,471	8.0	D
327	Nonmetallic mineral product manufacturing.....	180	4,458	623	17,004	28.9	26.2
3271	Clay product and refractory manufacturing.....	10	f	76	2,679	13.2	D
32712	Clay building material and refractories manufacturing.....	9	798	29	2,021	31.0	39.5
327121	Brick and structural clay tile manufacturing.....	9	798	19	1,778	47.4	44.9
3272	Glass and glass product manufacturing.....	7	1,408	63	5,360	11.1	26.3
32721	Glass and glass product manufacturing.....	7	1,408	63	5,360	11.1	26.3
327211	Flat glass manufacturing.....	1	e	2	f	50.0	D
327212	Other pressed and blown glass and glassware.....	2	e	14	2,932	14.3	D
327213	Glass container manufacturing.....	2	f	3	f	66.7	D
3273	Cement and concrete product manufacturing.....	161	2,098	374	6,501	43.0	32.3
32732	Ready-mix concrete manufacturing.....	130	1,254	242	3,699	53.7	33.9
327320	Ready-mix concrete manufacturing.....	130	1,254	242	3,699	53.7	33.9
32733	Concrete pipe, brick, and block manufacturing.....	18	f	41	1,061	43.9	D
327331	Concrete block and brick manufacturing.....	14	e	27	708	51.9	D
32739	Other concrete product manufacturing.....	12	e	82	1,669	14.6	D
327390	Other concrete product manufacturing.....	12	e	82	1,669	14.6	D
331	Primary metal manufacturing.....	6	1,004	83	6,749	7.2	14.9
3311	Iron and steel mills and ferroalloy manufacturing.....	1	e	6	960	16.7	D
33111	Iron and steel mills and ferroalloy manufacturing.....	1	e	6	960	16.7	D
331111	Iron and steel mills.....	1	e	6	960	16.7	D
3312	Steel product manufacturing from purchased steel.....	3	e	16	826	18.8	D
3314	Other nonferrous metal production.....	2	e	19	2,769	10.5	D
33142	Rolled, drawn, extruded, and alloyed copper.....	1	e	6	g	16.7	D
331421	Copper rolling, drawing, and extruding.....	1	e	3	f	33.3	D
332	Fabricated metal product manufacturing.....	31	4,732	1,470	43,728	2.1	10.8
3321	Forging and stamping.....	4	524	46	2,446	8.7	21.4
33211	Forging and stamping.....	4	524	46	2,446	8.7	21.4
332111	Iron and steel forging.....	3	e	11	489	27.3	D
3322	Cutlery and handtool manufacturing.....	5	464	38	2,696	13.2	17.2
33221	Cutlery and handtool manufacturing.....	5	464	38	2,696	13.2	17.2
332212	Hand and edge tool manufacturing.....	3	e	29	2,432	10.3	D

See the note at the end of the table.

Table M2.1 Number and Employment of Foreign-Owned and All U.S. Establishments in Each State, by Detailed Industry—Continues

NAICS code	Industry	Foreign-owned establishments		All U.S. establishments		Foreign-owned establishments as a percentage of all U.S. establishments ¹	
		Number of establishments	Number of employees	Number of establishments	Number of employees	Number of establishments	Number of employees
3323	Architectural and structural metals manufacturing.....	6	1,250	392	13,691	1.5	9.1
33231	Plate work and fabricated structural products.....	5	f	176	5,641	2.8	D
332311	Prefabricated metal buildings and components.....	2	f	24	1,210	8.3	D
332312	Fabricated structural metal manufacturing.....	3	e	112	3,306	2.7	D
33232	Ornamental and architectural metal products.....	1	e	216	8,050	0.5	D
332323	Ornamental and architectural metal work manufacturing.....	1	e	56	1,023	1.8	D
3324	Boiler, tank, and shipping container manufacturing.....	3	576	42	2,507	7.1	23.0
33241	Power boiler and heat exchanger manufacturing.....	1	e	5	g	20.0	D
332410	Power boiler and heat exchanger manufacturing.....	1	e	5	g	20.0	D
3325	Hardware manufacturing.....	3	g	22	1,743	13.6	D
33251	Hardware manufacturing.....	3	g	22	1,743	13.6	D
332510	Hardware manufacturing.....	3	g	22	1,743	13.6	D
3327	Machine shops and threaded product manufacturing.....	3	310	613	7,758	0.5	4.0
33271	Machine shops.....	2	e	531	5,365	0.4	D
332710	Machine shops.....	2	e	531	5,365	0.4	D
3329	Other fabricated metal product manufacturing.....	5	433	162	9,572	3.1	4.5
333	Machinery manufacturing.....	33	5,817	648	33,737	5.1	17.2
3331	Agricultural, construction, and mining machinery manufacturing.....	4	1,270	55	4,416	7.3	28.8
33312	Construction machinery manufacturing.....	4	1,270	29	3,316	13.8	38.3
333120	Construction machinery manufacturing.....	4	1,270	29	3,316	13.8	38.3
3332	Industrial machinery manufacturing.....	5	478	168	4,606	3.0	10.4
33329	Other industrial machinery manufacturing.....	4	e	134	3,948	3.0	D
3335	Metalworking machinery manufacturing.....	4	323	129	2,457	3.1	13.1
33351	Metalworking machinery manufacturing.....	4	323	129	2,457	3.1	13.1
3336	Turbine and power transmission equipment manufacturing.....	4	g	30	4,367	13.3	D
33361	Turbine and power transmission equipment manufacturing.....	4	g	30	4,367	13.3	D
333611	Turbine and turbine generator set units manufacturing.....	2	f	6	f	33.3	D
333618	Other engine equipment manufacturing.....	2	f	11	2,906	18.2	D
3339	Other general purpose machinery manufacturing.....	10	1,875	164	11,457	6.1	16.4
33391	Pump and compressor manufacturing.....	1	f	17	4,619	5.9	D
333912	Air and gas compressor manufacturing.....	1	f	7	g	14.3	D
33392	Material handling equipment manufacturing.....	7	966	50	3,439	14.0	28.1
333922	Conveyor and conveying equipment manufacturing.....	5	f	18	f	27.8	D
333924	Industrial truck, trailer, and stacker manufacturing.....	1	e	17	1,523	5.9	D
334	Computer and electronic product manufacturing.....	19	4,019	289	22,350	6.6	18.0
3344	Semiconductor and electronic component manufacturing.....	14	h	79	10,274	17.7	D
33441	Semiconductor and electronic component manufacturing.....	14	h	79	10,274	17.7	D
334414	Electronic capacitor manufacturing.....	1	e	1	e	100.0	D
334415	Electronic resistor manufacturing.....	3	e	3	e	100.0	D
334417	Electronic connector manufacturing.....	5	g	7	g	71.4	D
334418	Printed circuit assembly manufacturing.....	2	e	20	1,621	10.0	D
3346	Magnetic media manufacturing and reproducing.....	1	f	19	2,415	5.3	D
33461	Magnetic media manufacturing and reproducing.....	1	f	19	2,415	5.3	D
334612	Audio and video media reproduction.....	1	f	11	2,248	9.1	D
335	Electrical equipment and appliance manufacturing.....	22	5,433	180	18,340	12.2	29.6
3352	Household appliance manufacturing.....	2	g	6	g	33.3	D
33522	Major appliance manufacturing.....	2	g	6	g	33.3	D
335228	Other major household appliance manufacturing.....	2	g	2	g	100.0	D
3353	Electrical equipment manufacturing.....	11	2,071	73	7,034	15.1	29.4
33531	Electrical equipment manufacturing.....	11	2,071	73	7,034	15.1	29.4
335312	Motor and generator manufacturing.....	4	f	20	2,321	20.0	D
335313	Switchgear and switchboard apparatus manufacturing.....	3	382	17	1,625	17.6	23.5
335314	Relay and industrial control manufacturing.....	3	f	26	1,785	11.5	D
3359	Other electrical equipment and component manufacturing.....	8	g	70	7,874	11.4	D
33592	Communication and energy wire and cable manufacturing.....	2	e	15	3,288	13.3	D
335929	Other communication and energy wire manufacturing.....	2	e	11	g	18.2	D
33593	Wiring device manufacturing.....	4	f	19	1,655	21.1	D
335931	Current-carrying wiring device manufacturing.....	4	f	14	1,346	28.6	D
33599	Other electrical equipment and component manufacturing.....	2	e	27	1,108	7.4	D
335991	Carbon and graphite product manufacturing.....	1	e	4	f	25.0	D
336	Transportation equipment manufacturing.....	33	14,573	374	35,669	8.8	40.9
3361	Motor vehicle manufacturing.....	4	i	17	i	23.5	D
33612	Heavy duty truck manufacturing.....	3	i	3	i	100.0	D
336120	Heavy duty truck manufacturing.....	3	i	3	i	100.0	D
3362	Motor vehicle body and trailer manufacturing.....	4	2,121	56	3,916	7.1	54.2
33621	Motor vehicle body and trailer manufacturing.....	4	2,121	56	3,916	7.1	54.2
336211	Motor vehicle body manufacturing.....	4	2,121	29	3,387	13.8	62.6
3363	Motor vehicle parts manufacturing.....	22	i	170	17,731	12.9	D
33631	Motor vehicle gasoline engine and parts manufacturing.....	2	e	35	1,376	5.7	D
336312	Gasoline engine and engine parts manufacturing.....	1	e	33	g	3.0	D
33632	Motor vehicle electric equipment.....	3	1,109	10	1,397	30.0	79.4
336322	Other motor vehicle electric equipment manufacturing.....	3	1,109	9	g	33.3	D
33634	Motor vehicle brake system manufacturing.....	3	g	12	1,256	25.0	D
336340	Motor vehicle brake system manufacturing.....	3	g	12	1,256	25.0	D
33635	Motor vehicle power train components manufacturing.....	5	1,232	25	4,407	20.0	28.0
336350	Motor vehicle power train components manufacturing.....	5	1,232	25	4,407	20.0	28.0
33639	Other motor vehicle parts manufacturing.....	6	2,099	55	7,397	10.9	28.4
336399	All other motor vehicle parts manufacturing.....	6	2,099	53	i	11.3	D
3364	Aerospace product and parts manufacturing.....	3	e	21	h	14.3	D
33641	Aerospace product and parts manufacturing.....	3	e	21	h	14.3	D
336412	Aircraft engine and engine parts manufacturing.....	2	e	10	2,055	20.0	D
337	Furniture and related product manufacturing.....	8	2,542	1,085	52,245	0.7	4.9
3371	Household and institutional furniture manufacturing.....	5	g	793	42,427	0.6	D
33712	Other household and institutional furniture.....	5	g	466	36,832	1.1	D
337121	Upholstered household furniture manufacturing.....	3	g	248	23,844	1.2	D
339	Miscellaneous manufacturing.....	9	1,594	817	15,481	1.1	10.3
3391	Medical equipment and supplies manufacturing.....	5	973	343	7,156	1.5	13.6
33911	Medical equipment and supplies manufacturing.....	5	973	343	7,156	1.5	13.6
339113	Surgical appliance and supplies manufacturing.....	3	f	62	2,833	4.8	D
3399	Other miscellaneous manufacturing.....	4	621	474	8,325	0.8	7.5
33999	All other miscellaneous manufacturing.....	3	e	193	4,909	1.6	D
339991	Gasket, packing, and sealing device manufacturing.....	1	e	10	691	10.0	D

See the note at the end of the table.

Table M2.1 Number and Employment of Foreign-Owned and All U.S. Establishments in Each State, by Detailed Industry—Continues

NAICS code	Industry	Foreign-owned establishments		All U.S. establishments		Foreign-owned establishments as a percentage of all U.S. establishments ¹	
		Number of establishments	Number of employees	Number of establishments	Number of employees	Number of establishments	Number of employees
North Dakota							
31--33	Manufacturing	23	4,963	770	26,369	3.0	18.8
311	Food manufacturing	4	297	130	5,180	3.1	5.7
333	Machinery manufacturing.....	9	4,157	88	7,066	10.2	58.8
3331	Agricultural, construction, and mining machinery manufacturing.....	8	h	58	5,524	13.8	D
33311	Agricultural implement manufacturing.....	3	f	36	1,821	8.3	D
333111	Farm machinery and equipment manufacturing	3	f	36	1,821	8.3	D
33312	Construction machinery manufacturing	5	h	19	3,639	26.3	D
333120	Construction machinery manufacturing	5	h	19	3,639	26.3	D
336	Transportation equipment manufacturing.....	2	e	43	2,000	4.7	D
3364	Aerospace product and parts manufacturing.....	1	e	4	e	25.0	D
33641	Aerospace product and parts manufacturing.....	1	e	4	e	25.0	D
336413	Other aircraft parts and equipment.....	1	e	1	e	100.0	D
Ohio							
31--33	Manufacturing	514	103,126	16,233	759,142	3.2	13.6
311	Food manufacturing	18	3,617	913	52,196	2.0	6.9
3111	Animal food manufacturing	4	527	64	2,377	6.3	22.2
31111	Animal food manufacturing	4	527	64	2,377	6.3	22.2
311119	Other animal food manufacturing.....	3	e	53	1,336	5.7	D
3114	Fruit and vegetable preserving and specialty.....	1	g	56	10,870	1.8	D
31141	Frozen food manufacturing	1	g	23	7,409	4.3	D
311412	Frozen specialty food manufacturing	1	g	19	7,177	5.3	D
3115	Dairy product manufacturing.....	1	e	50	4,846	2.0	D
31151	Dairy product, except frozen, manufacturing	1	e	41	4,281	2.4	D
311511	Fluid milk manufacturing	1	e	20	2,802	5.0	D
3119	Other food manufacturing	5	1,070	112	8,132	4.5	13.2
31194	Seasoning and dressing manufacturing.....	3	f	29	2,370	10.3	D
311942	Spice and extract manufacturing.....	3	f	18	1,031	16.7	D
31199	All other food manufacturing	1	e	43	2,892	2.3	D
311999	All other miscellaneous food manufacturing	1	e	22	1,790	4.5	D
312	Beverage and tobacco product manufacturing.....	3	f	80	4,064	3.8	D
3121	Beverage manufacturing	3	f	80	4,064	3.8	D
31212	Breweries.....	1	f	8	1,566	12.5	D
312120	Breweries.....	1	f	8	1,566	12.5	D
321	Wood product manufacturing	9	364	666	15,317	1.4	2.4
3219	Other wood product manufacturing.....	7	e	481	10,779	1.5	D
32192	Wood container and pallet manufacturing.....	6	e	189	3,116	3.2	D
321920	Wood container and pallet manufacturing.....	6	e	189	3,116	3.2	D
322	Paper manufacturing.....	5	873	333	22,746	1.5	3.8
3222	Converted paper product manufacturing.....	5	873	309	18,335	1.6	4.8
32221	Paperboard container manufacturing.....	2	e	173	10,302	1.2	D
322211	Corrugated and solid fiber box manufacturing	1	e	96	5,841	1.0	D
32229	Other converted paper product manufacturing	2	e	33	1,257	6.1	D
323	Printing and related support activities.....	6	1,306	1,412	29,410	0.4	4.4
3231	Printing and related support activities.....	6	1,306	1,412	29,410	0.4	4.4
32311	Printing.....	6	1,306	1,308	27,513	0.5	4.7
323110	Commercial lithographic printing	5	g	592	13,568	0.8	D
324	Petroleum and coal products manufacturing.....	37	1,114	162	4,654	22.8	23.9
3241	Petroleum and coal products manufacturing.....	37	1,114	162	4,654	22.8	23.9
32411	Petroleum refineries.....	1	f	4	1,799	25.0	D
324110	Petroleum refineries.....	1	f	4	1,799	25.0	D
32412	Asphalt paving and roofing materials manufacturing.....	34	e	114	1,676	29.8	D
324122	Asphalt shingle and coating materials manufacturing.....	2	e	16	864	12.5	D
325	Chemical manufacturing	81	8,704	722	39,154	11.2	22.2
3251	Basic chemical manufacturing	29	2,139	148	6,950	19.6	30.8
32513	Synthetic dye and pigment manufacturing.....	4	e	23	1,854	17.4	D
325132	Synthetic organic dye and pigment manufacturing.....	3	e	9	817	33.3	D
32518	Other basic inorganic chemical manufacturing.....	8	465	40	1,511	20.0	30.8
325188	All other basic inorganic chemical manufacturing.....	7	e	35	1,020	20.0	D
32519	Other basic organic chemical manufacturing.....	11	1,124	51	3,135	21.6	35.9
325199	All other basic organic chemical manufacturing.....	10	g	43	2,898	23.3	D
3252	Resin, rubber, and artificial fibers manufacturing.....	10	808	94	5,768	10.6	14.0
32521	Resin and synthetic rubber manufacturing	10	808	91	5,743	11.0	14.1
325211	Plastics material and resin manufacturing	9	f	83	5,063	10.8	D
3254	Pharmaceutical and medicine manufacturing.....	6	g	42	4,292	14.3	D
32541	Pharmaceutical and medicine manufacturing.....	6	g	42	4,292	14.3	D
325412	Pharmaceutical preparation manufacturing	4	g	21	3,746	19.0	D
3255	Paint, coating, and adhesive manufacturing	13	1,678	133	8,071	9.8	20.8
32551	Paint and coating manufacturing.....	6	774	82	5,206	7.3	14.9
325510	Paint and coating manufacturing.....	6	774	82	5,206	7.3	14.9
32552	Adhesive manufacturing.....	7	904	51	2,865	13.7	31.6
325520	Adhesive manufacturing	7	904	51	2,865	13.7	31.6
3256	Soap, cleaning compound, and toiletry manufacturing	6	1,196	95	6,817	6.3	17.5
32562	Toilet preparation manufacturing.....	4	g	17	2,370	23.5	D
325620	Toilet preparation manufacturing.....	4	g	17	2,370	23.5	D
3259	Other chemical product and preparation manufacturing	15	f	178	6,020	8.4	D
32591	Printing ink manufacturing	9	e	35	f	25.7	D
325910	Printing ink manufacturing	9	e	35	f	25.7	D
32599	All other chemical preparation manufacturing.....	5	355	140	4,797	3.6	7.4
325991	Custom compounding of purchased resins	2	e	49	2,517	4.1	D
326	Plastics and rubber products manufacturing.....	39	7,616	1,041	73,626	3.7	10.3
3261	Plastics product manufacturing	27	5,307	802	54,274	3.4	9.8
32612	Plastics pipe, fittings, and profile shapes.....	3	626	68	3,194	4.4	19.6
326121	Unlaminated plastics profile shape manufacturing	3	626	38	1,533	7.9	40.8
32619	Other plastics product manufacturing	17	4,027	535	38,136	3.2	10.6
326192	Resilient floor covering manufacturing.....	1	e	5	655	20.0	D
326199	All other plastics product manufacturing.....	16	h	506	36,868	3.2	D

See the note at the end of the table.

Table M2.1 Number and Employment of Foreign-Owned and All U.S. Establishments in Each State, by Detailed Industry—Continues

NAICS code	Industry	Foreign-owned establishments		All U.S. establishments		Foreign-owned establishments as a percentage of all U.S. establishments ¹	
		Number of establishments	Number of employees	Number of establishments	Number of employees	Number of establishments	Number of employees
3262	Rubber product manufacturing	12	2,309	239	19,352	5.0	11.9
32621	Tire manufacturing	3	e	38	3,294	7.9	D
32629	Other rubber product manufacturing	8	1,941	178	14,097	4.5	13.8
326291	Rubber product manufacturing for mechanical use	5	g	102	10,092	4.9	D
327	Nonmetallic mineral product manufacturing	49	2,638	788	26,557	6.2	9.9
3272	Glass and glass product manufacturing	6	1,098	97	7,418	6.2	14.8
32721	Glass and glass product manufacturing	6	1,098	97	7,418	6.2	14.8
327212	Other pressed and blown glass and glassware	2	f	40	4,489	5.0	D
327215	Glass product manufacturing made of purchased glass	3	e	54	2,299	5.6	D
3273	Cement and concrete product manufacturing	31	621	379	7,194	8.2	8.6
3279	Other nonmetallic mineral products	6	623	167	5,928	3.6	10.5
32791	Abrasive product manufacturing	3	f	31	1,474	9.7	D
327910	Abrasive product manufacturing	3	f	31	1,474	9.7	D
331	Primary metal manufacturing	22	7,134	438	48,164	5.0	14.8
3311	Iron and steel mills and ferroalloy manufacturing	7	4,823	53	16,692	13.2	28.9
33111	Iron and steel mills and ferroalloy manufacturing	7	4,823	53	16,692	13.2	28.9
331111	Iron and steel mills	7	4,823	48	15,656	14.6	30.8
3312	Steel product manufacturing from purchased steel	8	794	60	4,720	13.3	16.8
33121	Iron, steel pipe and tube from purchase steel	3	f	20	2,459	15.0	D
331210	Iron, steel pipe and tube from purchase steel	3	f	20	2,459	15.0	D
3314	Other nonferrous metal production	3	e	63	5,805	4.8	D
33142	Rolled, drawn, extruded, and alloyed copper	2	e	15	1,669	13.3	D
3315	Foundries	4	g	213	16,772	1.9	D
33152	Nonferrous metal foundries	3	1,204	138	7,701	2.2	15.6
331521	Aluminum die-casting foundries	3	1,204	25	1,817	12.0	66.3
332	Fabricated metal product manufacturing	58	7,968	3,993	124,062	1.5	6.4
3321	Forging and stamping	7	1,824	240	15,497	2.9	11.8
33211	Forging and stamping	7	1,824	240	15,497	2.9	11.8
332112	Nonferrous forging	1	e	6	2,133	16.7	D
332114	Custom roll forming	2	f	32	2,602	6.3	D
332116	Metal stamping	2	f	153	6,342	1.3	D
3322	Cutlery and handtool manufacturing	4	623	104	4,727	3.8	13.2
33221	Cutlery and handtool manufacturing	4	623	104	4,727	3.8	13.2
332212	Hand and edge tool manufacturing	3	e	81	2,957	3.7	D
332213	Saw blade and handsaw manufacturing	1	e	8	964	12.5	D
3323	Architectural and structural metals manufacturing	6	1,003	657	19,111	0.9	5.2
33232	Ornamental and architectural metal products	4	f	344	12,575	1.2	D
332321	Metal window and door manufacturing	4	f	51	4,735	7.8	D
3324	Boiler, tank, and shipping container manufacturing	5	f	94	9,499	5.3	D
33241	Power boiler and heat exchanger manufacturing	3	f	16	1,046	18.8	D
332410	Power boiler and heat exchanger manufacturing	3	f	16	1,046	18.8	D
3327	Machine shops and threaded product manufacturing	9	1,263	1,814	33,536	0.5	3.8
33272	Turned product and screw, nut, and bolt manufacturing	7	g	347	12,832	2.0	D
332721	Precision turned product manufacturing	3	709	266	9,093	1.1	7.8
332722	Bolt, nut, screw, rivet, and washer manufacturing	4	e	81	3,739	4.9	D
3328	Coating, engraving, and heat treating metals	17	1,138	508	13,327	3.3	8.5
33281	Coating, engraving, and heat treating metals	17	1,138	508	13,327	3.3	8.5
332812	Metal coating and nonprecious engraving	10	940	179	4,610	5.6	20.4
3329	Other fabricated metal product manufacturing	6	950	434	22,694	1.4	4.2
33291	Metal valve manufacturing	1	e	86	10,207	1.2	D
332911	Industrial valve manufacturing	1	e	23	1,588	4.3	D
33299	All other fabricated metal product manufacturing	5	f	348	12,487	1.4	D
332991	Ball and roller bearing manufacturing	2	e	12	3,464	16.7	D
333	Machinery manufacturing	45	6,622	1,893	78,385	2.4	8.4
3332	Industrial machinery manufacturing	6	542	273	9,417	2.2	5.8
33322	Plastics and rubber industry machinery	3	e	68	2,854	4.4	D
333220	Plastics and rubber industry machinery	3	e	68	2,854	4.4	D
3333	Commercial and service industry machinery	3	373	89	3,571	3.4	10.4
33331	Commercial and service industry machinery	3	373	89	3,571	3.4	10.4
3335	Metalworking machinery manufacturing	15	1,321	847	20,001	1.8	6.6
33351	Metalworking machinery manufacturing	15	1,321	847	20,001	1.8	6.6
333514	Special tool, die, jig, and fixture manufacturing	4	e	344	5,712	1.2	D
333515	Cutting tool and machine tool accessory manufacturing	3	e	164	3,826	1.8	D
333518	Other metalworking machinery manufacturing	4	416	40	1,242	10.0	33.5
3336	Turbine and power transmission equipment manufacturing	7	2,831	65	5,138	10.8	55.1
33361	Turbine and power transmission equipment manufacturing	7	2,831	65	5,138	10.8	55.1
333611	Turbine and turbine generator set units manufacturing	3	f	8	g	37.5	D
333618	Other engine equipment manufacturing	3	g	14	2,277	21.4	D
3339	Other general purpose machinery manufacturing	14	1,555	433	24,725	3.2	6.3
33392	Material handling equipment manufacturing	3	510	106	7,662	2.8	6.7
333922	Conveyor and conveying equipment manufacturing	1	e	55	2,527	1.8	D
33399	All other general purpose machinery manufacturing	11	1,045	272	12,921	4.0	8.1
333999	Miscellaneous general purpose machinery manufacturing	3	e	110	2,321	2.7	D
334	Computer and electronic product manufacturing	19	4,179	453	25,299	4.2	16.5
3342	Communications equipment manufacturing	2	e	27	1,588	7.4	D
33422	Broadcast and wireless communications equipment	1	e	13	967	7.7	D
334220	Broadcast and wireless communications equipment	1	e	13	967	7.7	D
3343	Audio and video equipment manufacturing	1	e	11	376	9.1	D
33431	Audio and video equipment manufacturing	1	e	11	376	9.1	D
334310	Audio and video equipment manufacturing	1	e	11	376	9.1	D
3344	Semiconductor and electronic component manufacturing	4	g	137	9,563	2.9	D
33441	Semiconductor and electronic component manufacturing	4	g	137	9,563	2.9	D
334413	Semiconductors and related device manufacturing	1	f	16	4,240	6.3	D
334418	Printed circuit assembly manufacturing	1	e	34	2,042	2.9	D
3345	Electronic instrument manufacturing	12	2,465	233	12,169	5.2	20.3
33451	Electronic instrument manufacturing	12	2,465	233	12,169	5.2	20.3
334510	Electromedical apparatus manufacturing	2	e	18	f	11.1	D
334513	Industrial process variable instruments	2	e	49	2,301	4.1	D
334514	Totalizing fluid meters and counting devices	1	f	17	904	5.9	D
334517	Irradiation apparatus manufacturing	1	f	8	800	12.5	D

See the note at the end of the table.

Table M2.1 Number and Employment of Foreign-Owned and All U.S. Establishments in Each State, by Detailed Industry—Continues

NAICS code	Industry	Foreign-owned establishments		All U.S. establishments		Foreign-owned establishments as a percentage of all U.S. establishments ¹	
		Number of establishments	Number of employees	Number of establishments	Number of employees	Number of establishments	Number of employees
335	Electrical equipment and appliance manufacturing	21	5,738	335	31,092	6.3	18.5
3352	Household appliance manufacturing	4	1,713	20	12,834	20.0	13.3
33521	Small electrical appliance manufacturing	4	1,713	10	h	40.0	D
335212	Household vacuum cleaner manufacturing	4	1,713	6	g	66.7	D
3353	Electrical equipment manufacturing	8	2,648	155	7,354	5.2	36.0
33531	Electrical equipment manufacturing	8	2,648	155	7,354	5.2	36.0
335312	Motor and generator manufacturing	2	f	37	3,128	5.4	D
335313	Switchgear and switchboard apparatus manufacturing	3	g	36	1,823	8.3	D
335314	Relay and industrial control manufacturing	3	599	72	2,213	4.2	27.1
3359	Other electrical equipment and component manufacturing	8	g	109	6,806	7.3	D
33593	Wiring device manufacturing	2	e	44	3,509	4.5	D
335931	Current-carrying wiring device manufacturing	1	e	33	2,647	3.0	D
33599	Other electrical equipment and component manufacturing	5	719	45	2,171	11.1	33.1
335999	Miscellaneous electrical equipment manufacturing	4	f	33	1,718	12.1	D
336	Transportation equipment manufacturing	79	40,806	752	129,572	10.5	31.5
3361	Motor vehicle manufacturing	6	11,346	28	22,765	21.4	49.8
33611	Automobile and light truck manufacturing	5	j	18	19,800	27.8	D
336111	Automobile manufacturing	3	i	13	11,769	23.1	D
336112	Light truck and utility vehicle manufacturing	2	h	5	8,031	40.0	D
3362	Motor vehicle body and trailer manufacturing	3	f	97	5,541	3.1	D
33621	Motor vehicle body and trailer manufacturing	3	f	97	5,541	3.1	D
336211	Motor vehicle body manufacturing	3	f	42	2,951	7.1	D
3363	Motor vehicle parts manufacturing	64	25,632	498	80,737	12.9	31.7
33631	Motor vehicle gasoline engine and parts manufacturing	6	1,192	56	5,127	10.7	23.2
336311	Carburetor, piston ring, and valve manufacturing	1	e	7	572	14.3	D
336312	Gasoline engine and engine parts manufacturing	5	f	49	4,555	10.2	D
33632	Motor vehicle electric equipment	6	4,125	40	11,362	15.0	36.3
336321	Vehicular lighting equipment manufacturing	3	f	9	1,964	33.3	D
336322	Other motor vehicle electric equipment manufacturing	3	h	31	9,398	9.7	D
33633	Motor vehicle steering and suspension parts	7	2,470	24	4,755	29.2	51.9
336330	Motor vehicle steering and suspension parts	7	2,470	24	4,755	29.2	51.9
33634	Motor vehicle brake system manufacturing	5	2,024	29	4,563	17.2	44.4
336340	Motor vehicle brake system manufacturing	5	2,024	29	4,563	17.2	44.4
33635	Motor vehicle power train components manufacturing	8	4,242	28	9,559	28.6	44.4
336350	Motor vehicle power train components manufacturing	8	4,242	28	9,559	28.6	44.4
33636	Motor vehicle seating and interior trim manufacturing	6	2,393	39	8,184	15.4	29.2
336360	Motor vehicle seating and interior trim manufacturing	6	2,393	39	8,184	15.4	29.2
33637	Motor vehicle metal stamping	11	3,882	160	21,454	6.9	18.1
336370	Motor vehicle metal stamping	11	3,882	160	21,454	6.9	18.1
33639	Other motor vehicle parts manufacturing	15	5,304	122	15,733	12.3	33.7
336391	Motor vehicle air-conditioning manufacturing	2	g	7	3,348	28.6	D
336399	All other motor vehicle parts manufacturing	13	h	115	12,385	11.3	D
3364	Aerospace product and parts manufacturing	4	1,198	71	16,108	5.6	7.4
33641	Aerospace product and parts manufacturing	4	1,198	71	16,108	5.6	7.4
336412	Aircraft engine and engine parts manufacturing	4	1,198	34	12,047	11.8	9.9
3369	Other transportation equipment manufacturing	2	g	32	3,253	6.3	D
33699	Other transportation equipment manufacturing	2	g	32	3,253	6.3	D
336991	Motorcycle, bicycle, and parts manufacturing	1	f	14	715	7.1	D
336992	Military armored vehicles and tank parts manufacturing	1	g	6	2,280	16.7	D
337	Furniture and related product manufacturing	1	e	730	20,829	0.1	D
3371	Household and institutional furniture manufacturing	1	e	542	15,673	0.2	D
33712	Other household and institutional furniture	1	e	252	7,531	0.4	D
337122	Nonupholstered wood household furniture manufacturing	1	e	159	4,043	0.6	D
339	Miscellaneous manufacturing	18	3,069	1,152	25,977	1.6	11.8
3391	Medical equipment and supplies manufacturing	12	2,576	406	10,865	3.0	23.7
33911	Medical equipment and supplies manufacturing	12	2,576	406	10,865	3.0	23.7
339112	Surgical and medical instrument manufacturing	3	g	53	4,070	5.7	D
339113	Surgical appliance and supplies manufacturing	2	e	88	4,011	2.3	D
339114	Dental equipment and supplies manufacturing	1	e	19	414	5.3	D
339115	Ophthalmic goods manufacturing	6	489	28	889	21.4	55.0
3399	Other miscellaneous manufacturing	6	493	746	15,112	0.8	3.3
33999	All other miscellaneous manufacturing	5	e	334	8,140	1.5	D
339991	Gasket, packing, and sealing device manufacturing	5	e	44	2,001	11.4	D
Oklahoma							
31-33	Manufacturing	123	12,810	3,983	142,784	3.1	9.0
311	Food manufacturing	1	e	239	15,168	0.4	D
3111	Animal food manufacturing	1	e	45	1,185	2.2	D
31111	Animal food manufacturing	1	e	45	1,185	2.2	D
311111	Dog and cat food manufacturing	1	e	6	492	16.7	D
322	Paper manufacturing	2	e	38	4,439	5.3	D
3222	Converted paper product manufacturing	2	e	31	1,588	6.5	D
32221	Paperboard container manufacturing	1	e	17	817	5.9	D
322211	Corrugated and solid fiber box manufacturing	1	e	10	722	10.0	D
323	Printing and related support activities	1	e	347	4,175	0.3	D
3231	Printing and related support activities	1	e	347	4,175	0.3	D
32311	Printing	1	e	329	4,056	0.3	D
323110	Commercial lithographic printing	1	e	133	2,440	0.8	D
324	Petroleum and coal products manufacturing	3	f	49	2,733	6.1	D
3241	Petroleum and coal products manufacturing	3	f	49	2,733	6.1	D
32411	Petroleum refineries	1	e	9	1,846	11.1	D
324110	Petroleum refineries	1	e	9	1,846	11.1	D
325	Chemical manufacturing	12	547	146	3,179	8.2	17.2
3251	Basic chemical manufacturing	8	259	40	768	20.0	33.7
3254	Pharmaceutical and medicine manufacturing	3	e	14	376	21.4	D
32541	Pharmaceutical and medicine manufacturing	3	e	14	376	21.4	D
326	Plastics and rubber products manufacturing	4	g	170	12,235	2.4	D
3262	Rubber product manufacturing	1	g	32	5,212	3.1	D
32621	Tire manufacturing	1	g	11	h	9.1	D
326211	Tire manufacturing, except retreading	1	g	3	h	33.3	D

See the note at the end of the table.

Table M2.1 Number and Employment of Foreign-Owned and All U.S. Establishments in Each State, by Detailed Industry—Continues

NAICS code	Industry	Foreign-owned establishments		All U.S. establishments		Foreign-owned establishments as a percentage of all U.S. establishments ¹	
		Number of establishments	Number of employees	Number of establishments	Number of employees	Number of establishments	Number of employees
327	Nonmetallic mineral product manufacturing.....	51	1,235	297	7,805	17.2	15.8
3272	Glass and glass product manufacturing.....	3	e	26	2,829	11.5	D
32721	Glass and glass product manufacturing.....	3	e	26	2,829	11.5	D
327213	Glass container manufacturing.....	1	e	3	918	33.3	D
3273	Cement and concrete product manufacturing.....	46	686	208	2,994	22.1	22.9
32731	Cement manufacturing.....	3	374	5	379	60.0	98.7
327310	Cement manufacturing.....	3	374	5	379	60.0	98.7
32732	Ready-mix concrete manufacturing.....	41	e	147	1,486	27.9	D
327320	Ready-mix concrete manufacturing.....	41	e	147	1,486	27.9	D
332	Fabricated metal product manufacturing.....	13	1,656	1,004	25,227	1.3	6.6
3323	Architectural and structural metals manufacturing.....	3	522	244	6,888	1.2	7.6
33232	Ornamental and architectural metal products.....	2	f	101	3,001	2.0	D
332323	Ornamental and architectural metal work manufacturing.....	1	e	26	718	3.8	D
3324	Boiler, tank, and shipping container manufacturing.....	3	416	60	5,178	5.0	8.0
33241	Power boiler and heat exchanger manufacturing.....	1	e	38	3,619	2.6	D
332410	Power boiler and heat exchanger manufacturing.....	1	e	38	3,619	2.6	D
3325	Hardware manufacturing.....	1	e	6	e	16.7	D
33251	Hardware manufacturing.....	1	e	6	e	16.7	D
332510	Hardware manufacturing.....	1	e	6	e	16.7	D
3329	Other fabricated metal product manufacturing.....	2	e	144	5,050	1.4	D
33299	All other fabricated metal product manufacturing.....	2	e	98	2,440	2.0	D
333	Machinery manufacturing.....	12	1,693	434	26,979	2.8	6.3
3331	Agricultural, construction, and mining machinery manufacturing.....	4	516	144	8,703	2.8	5.9
33313	Mining and oil and gas field machinery manufacturing.....	3	e	91	5,847	3.3	D
333132	Oil and gas field machinery and equipment.....	3	e	85	f	3.5	D
3332	Industrial machinery manufacturing.....	3	f	40	3,217	7.5	D
33329	Other industrial machinery manufacturing.....	3	f	38	h	7.9	D
333298	All other industrial machinery manufacturing.....	3	f	28	2,790	10.7	D
3335	Metalworking machinery manufacturing.....	1	e	55	1,099	1.8	D
33351	Metalworking machinery manufacturing.....	1	e	55	1,099	1.8	D
333515	Cutting tool and machine tool accessory manufacturing.....	1	e	21	446	4.8	D
334	Computer and electronic product manufacturing.....	4	790	120	4,718	3.3	16.7
3341	Computer and peripheral equipment manufacturing.....	1	e	7	656	14.3	D
33411	Computer and peripheral equipment manufacturing.....	1	e	7	656	14.3	D
334112	Computer storage device manufacturing.....	1	e	1	e	100.0	D
3344	Semiconductor and electronic component manufacturing.....	2	e	32	1,483	6.3	D
33441	Semiconductor and electronic component manufacturing.....	2	e	32	1,483	6.3	D
334417	Electronic connector manufacturing.....	1	e	4	e	25.0	D
336	Transportation equipment manufacturing.....	8	2,811	216	13,621	3.7	20.6
3363	Motor vehicle parts manufacturing.....	5	f	62	2,788	8.1	D
33632	Motor vehicle electric equipment.....	1	e	11	782	9.1	D
336322	Other motor vehicle electric equipment manufacturing.....	1	e	11	782	9.1	D
33639	Other motor vehicle parts manufacturing.....	2	e	16	427	12.5	D
336399	All other motor vehicle parts manufacturing.....	2	e	16	427	12.5	D
3364	Aerospace product and parts manufacturing.....	2	g	55	5,407	3.6	D
33641	Aerospace product and parts manufacturing.....	2	g	55	5,407	3.6	D
336413	Other aircraft parts and equipment.....	2	g	24	4,203	8.3	D
339	Miscellaneous manufacturing.....	5	362	324	4,319	1.5	8.4
Oregon							
31-33	Manufacturing.....	107	12,673	5,712	182,794	1.9	6.9
311	Food manufacturing.....	11	1,398	491	20,468	2.2	6.8
3118	Bakeries and tortilla manufacturing.....	3	527	165	4,560	1.8	11.6
31181	Bread and bakery product manufacturing.....	1	e	146	3,627	0.7	D
311812	Commercial bakeries.....	1	e	53	2,456	1.9	D
3119	Other food manufacturing.....	4	489	77	2,100	5.2	23.3
31191	Snack food manufacturing.....	2	e	11	482	18.2	D
311919	Other snack food manufacturing.....	2	e	6	430	33.3	D
321	Wood product manufacturing.....	6	357	506	30,372	1.2	1.2
322	Paper manufacturing.....	3	253	57	6,278	5.3	4.0
325	Chemical manufacturing.....	23	1,850	194	4,557	11.9	40.6
3259	Other chemical product and preparation manufacturing.....	8	1,153	39	1,359	20.5	84.8
32591	Printing ink manufacturing.....	5	e	15	798	33.3	D
325910	Printing ink manufacturing.....	5	e	15	798	33.3	D
32599	All other chemical preparation manufacturing.....	3	f	24	561	12.5	D
325992	Photographic film and chemical manufacturing.....	2	f	9	e	22.2	D
326	Plastics and rubber products manufacturing.....	5	363	202	6,894	2.5	5.3
3261	Plastics product manufacturing.....	4	e	165	5,951	2.4	D
32619	Other plastics product manufacturing.....	2	e	124	4,471	1.6	D
326199	All other plastics product manufacturing.....	2	e	112	4,185	1.8	D
327	Nonmetallic mineral product manufacturing.....	21	665	259	5,281	8.1	12.6
3273	Cement and concrete product manufacturing.....	19	e	131	2,561	14.5	D
331	Primary metal manufacturing.....	2	f	66	8,801	3.0	D
3311	Iron and steel mills and ferroalloy manufacturing.....	1	f	2	g	50.0	D
33111	Iron and steel mills and ferroalloy manufacturing.....	1	f	2	g	50.0	D
331111	Iron and steel mills.....	1	f	2	g	50.0	D
332	Fabricated metal product manufacturing.....	8	738	1,011	18,796	0.8	3.9
3329	Other fabricated metal product manufacturing.....	2	e	159	2,190	1.3	D
333	Machinery manufacturing.....	4	420	379	12,587	1.1	3.3
334	Computer and electronic product manufacturing.....	11	4,087	251	23,746	4.4	17.2
3341	Computer and peripheral equipment manufacturing.....	1	f	24	5,167	4.2	D
33411	Computer and peripheral equipment manufacturing.....	1	f	24	5,167	4.2	D
334119	Other computer peripheral equipment manufacturing.....	1	f	15	4,835	6.7	D
3344	Semiconductor and electronic component manufacturing.....	4	2,468	96	10,824	4.2	22.8
33441	Semiconductor and electronic component manufacturing.....	4	2,468	96	10,824	4.2	22.8
334413	Semiconductors and related device manufacturing.....	4	2,468	26	7,432	15.4	33.2
3345	Electronic instrument manufacturing.....	6	g	86	6,050	7.0	D
33451	Electronic instrument manufacturing.....	6	g	86	6,050	7.0	D
334510	Electromedical apparatus manufacturing.....	1	f	12	1,131	8.3	D

See the note at the end of the table.

Table M2.1 Number and Employment of Foreign-Owned and All U.S. Establishments in Each State, by Detailed Industry—Continues

NAICS code	Industry	Foreign-owned establishments		All U.S. establishments		Foreign-owned establishments as a percentage of all U.S. establishments ¹	
		Number of establishments	Number of employees	Number of establishments	Number of employees	Number of establishments	Number of employees
336	Transportation equipment manufacturing.....	2	g	255	15,320	0.8	D
3361	Motor vehicle manufacturing.....	1	g	11	g	9.1	D
33612	Heavy duty truck manufacturing.....	1	g	5	g	20.0	D
336120	Heavy duty truck manufacturing.....	1	g	5	g	20.0	D
339	Miscellaneous manufacturing.....	3	e	615	8,591	0.5	D
3399	Other miscellaneous manufacturing.....	1	e	377	5,129	0.3	D
33999	All other miscellaneous manufacturing.....	1	e	124	2,147	0.8	D
339991	Gasket, packing, and sealing device manufacturing.....	1	e	6	335	16.7	D
Pennsylvania							
31-33	Manufacturing	423	79,120	15,401	649,362	2.7	12.2
311	Food manufacturing	25	4,560	1,211	67,966	2.1	6.7
3111	Animal food manufacturing	4	f	104	3,329	3.8	D
31111	Animal food manufacturing	4	f	104	3,329	3.8	D
311111	Dog and cat food manufacturing.....	2	f	14	1,592	14.3	D
3114	Fruit and vegetable preserving and specialty.....	2	f	53	6,243	3.8	D
31142	Fruit and vegetable canning and drying.....	2	f	30	4,906	6.7	D
311421	Fruit and vegetable canning.....	1	e	22	2,664	4.5	D
3118	Bakeries and tortilla manufacturing.....	13	2,165	480	14,619	2.7	14.8
31181	Bread and bakery product manufacturing.....	11	g	445	11,781	2.5	D
311812	Commercial bakeries.....	9	g	143	6,276	6.3	D
311813	Frozen cakes and other pastries manufacturing.....	2	e	19	2,853	10.5	D
31182	Cookie, cracker, and pasta manufacturing.....	2	f	34	h	5.9	D
311821	Cookie and cracker manufacturing.....	2	f	16	2,612	12.5	D
3119	Other food manufacturing	3	639	154	10,190	1.9	6.3
31194	Seasoning and dressing manufacturing.....	1	e	20	998	5.0	D
311941	Mayonnaise, dressing, and sauce manufacturing.....	1	e	15	623	6.7	D
31199	All other food manufacturing	2	e	60	2,584	3.3	D
311999	All other miscellaneous food manufacturing	2	e	29	1,266	6.9	D
312	Beverage and tobacco product manufacturing.....	6	g	148	7,140	4.1	D
3121	Beverage manufacturing	5	1,163	133	6,193	3.8	18.8
31211	Soft drink and ice manufacturing	5	1,163	56	4,900	8.9	23.7
312111	Soft drink manufacturing.....	2	f	22	3,810	9.1	D
312112	Bottled water manufacturing	2	e	14	877	14.3	D
313	Textile mills.....	2	e	156	6,763	1.3	D
3132	Fabric mills.....	2	e	82	4,532	2.4	D
31322	Narrow fabric mills and schiffli embroidery	2	e	28	1,209	7.1	D
313221	Narrow fabric mills	2	e	26	g	7.7	D
314	Textile product mills.....	1	f	239	5,831	0.4	D
3141	Textile furnishings mills	1	f	92	3,521	1.1	D
31411	Carpet and rug mills.....	1	f	9	1,676	11.1	D
314110	Carpet and rug mills	1	f	9	1,676	11.1	D
321	Wood product manufacturing.....	8	630	1,056	27,841	0.8	2.3
3211	Sawmills and wood preservation	3	e	307	5,313	1.0	D
32111	Sawmills and wood preservation	3	e	307	5,313	1.0	D
321113	Sawmills.....	3	e	286	4,753	1.0	D
322	Paper manufacturing.....	10	2,376	262	24,236	3.8	9.8
3221	Pulp, paper, and paperboard mills	2	e	20	5,958	10.0	D
32212	Paper mills.....	1	e	11	5,279	9.1	D
322121	Paper, except newsprint, mills.....	1	e	10	i	10.0	D
3222	Converted paper product manufacturing.....	8	g	242	18,278	3.3	D
32221	Paperboard container manufacturing.....	3	558	132	8,291	2.3	6.7
322212	Folding paperboard box manufacturing	2	e	30	1,395	6.7	D
32222	Paper bag and coated and treated paper manufacturing.....	3	377	44	3,833	6.8	9.8
32229	Other converted paper product manufacturing	2	g	35	3,203	5.7	D
322291	Sanitary paper product manufacturing.....	1	g	9	2,120	11.1	D
323	Printing and related support activities.....	12	5,804	1,429	40,028	0.8	14.5
3231	Printing and related support activities.....	12	5,804	1,429	40,028	0.8	14.5
32311	Printing.....	10	h	1,334	36,912	0.7	D
323110	Commercial lithographic printing	5	2,946	578	21,372	0.9	13.8
323111	Commercial gravure printing.....	1	e	20	1,628	5.0	D
323117	Books printing.....	3	1,453	28	3,440	10.7	42.2
32312	Support activities for printing	2	f	95	3,116	2.1	D
323122	Prepress services	1	f	52	2,109	1.9	D
324	Petroleum and coal products manufacturing.....	38	457	162	6,576	23.5	6.9
3241	Petroleum and coal products manufacturing.....	38	457	162	6,576	23.5	6.9
32412	Asphalt paving and roofing materials manufacturing.....	37	e	115	1,973	32.2	D
324121	Asphalt paving mixture and block manufacturing.....	35	368	100	1,227	35.0	30.0
325	Chemical manufacturing	50	10,034	623	36,267	8.0	27.7
3251	Basic chemical manufacturing	12	740	116	5,308	10.3	13.9
32518	Other basic inorganic chemical manufacturing	3	341	25	664	12.0	51.4
325188	All other basic inorganic chemical manufacturing.....	3	341	24	612	12.5	55.7
32519	Other basic organic chemical manufacturing.....	4	e	44	1,988	9.1	D
325199	All other basic organic chemical manufacturing.....	3	261	36	1,420	8.3	18.4
3254	Pharmaceutical and medicine manufacturing.....	15	7,826	82	16,618	18.3	47.1
32541	Pharmaceutical and medicine manufacturing.....	15	7,826	82	16,618	18.3	47.1
325412	Pharmaceutical preparation manufacturing.....	8	i	44	9,903	18.2	D
325414	Other biological product manufacturing.....	5	h	20	5,871	25.0	D
3255	Paint, coating, and adhesive manufacturing	5	382	90	3,370	5.6	11.3
3256	Soap, cleaning compound, and toiletry manufacturing.....	5	459	94	3,134	5.3	14.6
32561	Soap and cleaning compound manufacturing.....	4	e	64	1,559	6.3	D
3259	Other chemical product and preparation manufacturing.....	10	424	139	3,734	7.2	11.4
32599	All other chemical preparation manufacturing.....	6	e	117	3,476	5.1	D

See the note at the end of the table.

Table M2.1 Number and Employment of Foreign-Owned and All U.S. Establishments in Each State, by Detailed Industry—Continues

NAICS code	Industry	Foreign-owned establishments		All U.S. establishments		Foreign-owned establishments as a percentage of all U.S. establishments ¹	
		Number of establishments	Number of employees	Number of establishments	Number of employees	Number of establishments	Number of employees
326	Plastics and rubber products manufacturing.....	18	2,463	662	43,435	2.7	5.7
3261	Plastics product manufacturing.....	17	g	572	38,910	3.0	D
32611	Plastics packaging materials, film and sheet.....	3	e	65	5,439	4.6	D
32612	Plastics pipe, fittings, and profile shapes.....	2	e	39	2,236	5.1	D
326121	Unlaminated plastics profile shape manufacturing.....	2	e	23	1,420	8.7	D
32613	Laminated plastics plate, sheet, and shapes.....	1	e	12	680	8.3	D
326130	Laminated plastics plate, sheet, and shapes.....	1	e	12	680	8.3	D
32619	Other plastics product manufacturing.....	8	1,369	378	23,811	2.1	5.7
326199	All other plastics product manufacturing.....	7	g	359	22,429	1.9	D
327	Nonmetallic mineral product manufacturing.....	52	3,781	811	23,538	6.4	16.1
3271	Clay product and refractory manufacturing.....	7	473	87	3,084	8.0	15.3
32712	Clay building material and refractories manufacturing.....	7	473	51	2,143	13.7	22.1
327121	Brick and structural clay tile manufacturing.....	4	e	9	f	44.4	D
3272	Glass and glass product manufacturing.....	8	1,000	124	6,446	6.5	15.5
32721	Glass and glass product manufacturing.....	8	1,000	124	6,446	6.5	15.5
327212	Other pressed and blown glass and glassware.....	3	e	33	1,669	9.1	D
327213	Glass container manufacturing.....	1	e	6	g	16.7	D
327215	Glass product manufacturing made of purchased glass.....	4	292	80	2,648	5.0	11.0
3273	Cement and concrete product manufacturing.....	26	1,682	415	9,873	6.3	17.0
32731	Cement manufacturing.....	11	1,141	20	1,381	55.0	82.6
327310	Cement manufacturing.....	11	1,141	20	1,381	55.0	82.6
32739	Other concrete product manufacturing.....	4	e	141	4,257	2.8	D
327390	Other concrete product manufacturing.....	4	e	141	4,257	2.8	D
3279	Other nonmetallic mineral products.....	7	e	172	3,589	4.1	D
32799	All other nonmetallic mineral products manufacturing.....	6	381	152	3,084	3.9	12.4
327993	Mineral wool manufacturing.....	1	e	17	1,033	5.9	D
331	Primary metal manufacturing.....	34	7,176	367	42,101	9.3	17.0
3311	Iron and steel mills and ferroalloy manufacturing.....	9	2,815	56	16,439	16.1	17.1
33111	Iron and steel mills and ferroalloy manufacturing.....	9	2,815	56	16,439	16.1	17.1
331111	Iron and steel mills.....	6	h	52	16,152	11.5	D
331112	Ferroalloy and related product manufacturing.....	3	e	4	287	75.0	D
3312	Steel product manufacturing from purchased steel.....	11	1,630	51	6,196	21.6	26.3
33121	Iron, steel pipe and tube from purchase steel.....	4	1,178	18	3,511	22.2	33.6
331210	Iron, steel pipe and tube from purchase steel.....	4	1,178	18	3,511	22.2	33.6
33122	Rolling and drawing of purchased steel.....	7	452	33	2,685	21.2	16.8
331221	Rolling and drawing of purchased steel.....	4	e	14	1,120	28.6	D
3313	Alumina and aluminum production.....	1	e	19	2,435	5.3	D
33131	Alumina and aluminum production.....	1	e	19	2,435	5.3	D
331319	Other aluminum rolling and drawing.....	1	e	2	e	50.0	D
3314	Other nonferrous metal production.....	10	1,673	92	6,712	10.9	24.9
33149	Nonferrous metal, except Cu and Al, shaping.....	5	g	56	3,973	8.9	D
331491	Nonferrous metal, except Cu and Al, shaping.....	2	e	26	1,212	7.7	D
331492	Secondary processing of other nonferrous metal.....	3	g	30	2,761	10.0	D
3315	Foundries.....	3	f	149	10,319	2.0	D
33151	Ferrous metal foundries.....	1	e	67	6,264	1.5	D
331511	Iron foundries.....	1	e	37	3,225	2.7	D
33152	Nonferrous metal foundries.....	2	e	82	4,055	2.4	D
331528	Other nonferrous foundries, except die-casting.....	1	e	15	623	6.7	D
332	Fabricated metal product manufacturing.....	48	7,285	3,157	91,897	1.5	7.9
3321	Forging and stamping.....	8	1,612	176	12,146	4.5	13.3
33211	Forging and stamping.....	8	1,612	176	12,146	4.5	13.3
332116	Metal stamping.....	2	f	68	4,281	2.9	D
332117	Powder metallurgy part manufacturing.....	5	g	48	3,924	10.4	D
3323	Architectural and structural metals manufacturing.....	9	g	714	23,912	1.3	D
33231	Plate work and fabricated structural products.....	6	f	342	11,434	1.8	D
332312	Fabricated structural metal manufacturing.....	4	592	199	6,480	2.0	9.1
33232	Ornamental and architectural metal products.....	3	f	372	12,478	0.8	D
332321	Metal window and door manufacturing.....	2	f	56	4,423	3.6	D
3324	Boiler, tank, and shipping container manufacturing.....	5	561	91	4,996	5.5	11.2
33243	Metal can, box, and other container manufacturing.....	2	e	30	1,747	6.7	D
332431	Metal can manufacturing.....	2	e	10	974	20.0	D
3325	Hardware manufacturing.....	3	788	35	1,996	8.6	39.5
33251	Hardware manufacturing.....	3	788	35	1,996	8.6	39.5
332510	Hardware manufacturing.....	3	788	35	1,996	8.6	39.5
3326	Spring and wire product manufacturing.....	5	493	91	3,911	5.5	12.6
33261	Spring and wire product manufacturing.....	5	493	91	3,911	5.5	12.6
332618	Other fabricated wire product manufacturing.....	4	e	64	2,352	6.3	D
3327	Machine shops and threaded product manufacturing.....	5	565	1,288	22,537	0.4	2.5
33272	Turned product and screw, nut, and bolt manufacturing.....	2	e	205	8,076	1.0	D
332721	Precision turned product manufacturing.....	1	e	163	4,896	0.6	D
3329	Other fabricated metal product manufacturing.....	7	1,737	402	13,948	1.7	12.5
33291	Metal valve manufacturing.....	4	g	80	5,611	5.0	D
332912	Fluid power valve and hose fitting manufacturing.....	2	f	19	1,292	10.5	D
332919	Other metal valve and pipe fitting manufacturing.....	1	f	20	2,172	5.0	D
33299	All other fabricated metal product manufacturing.....	3	e	322	8,337	0.9	D
332991	Ball and roller bearing manufacturing.....	1	e	6	575	16.7	D
333	Machinery manufacturing.....	44	7,486	1,345	56,289	3.3	13.3
3331	Agricultural, construction, and mining machinery manufacturing.....	4	1,679	110	9,031	3.6	18.6
33311	Agricultural implement manufacturing.....	3	g	51	1,961	5.9	D
333111	Farm machinery and equipment manufacturing.....	2	g	41	1,373	4.9	D
333112	Lawn and garden equipment manufacturing.....	1	e	10	588	10.0	D
33313	Mining and oil and gas field machinery manufacturing.....	1	e	30	3,074	3.3	D
333131	Mining machinery and equipment manufacturing.....	1	e	22	2,601	4.5	D
3332	Industrial machinery manufacturing.....	8	1,155	196	7,579	4.1	15.2
33329	Other industrial machinery manufacturing.....	8	1,155	161	6,331	5.0	18.2
333291	Paper industry machinery manufacturing.....	2	e	13	1,083	15.4	D
333293	Printing machinery and equipment manufacturing.....	2	e	22	701	9.1	D
333298	All other industrial machinery manufacturing.....	4	475	81	2,903	4.9	16.4

See the note at the end of the table.

Table M2.1 Number and Employment of Foreign-Owned and All U.S. Establishments in Each State, by Detailed Industry—Continues

NAICS code	Industry	Foreign-owned establishments		All U.S. establishments		Foreign-owned establishments as a percentage of all U.S. establishments ¹	
		Number of establishments	Number of employees	Number of establishments	Number of employees	Number of establishments	Number of employees
3333	Commercial and service industry machinery.....	4	597	99	3,171	4.0	18.8
33331	Commercial and service industry machinery.....	4	597	99	3,171	4.0	18.8
333319	Other commercial and service machinery manufacturing.....	4	597	63	1,996	6.3	29.9
3334	HVAC and commercial refrigeration equipment.....	4	f	98	6,443	4.1	D
33341	HVAC and commercial refrigeration equipment.....	4	f	98	6,443	4.1	D
3335	Metalworking machinery manufacturing.....	5	f	462	9,963	1.1	D
33351	Metalworking machinery manufacturing.....	5	f	462	9,963	1.1	D
333512	Metal cutting machine tool manufacturing.....	2	f	15	639	13.3	D
3336	Turbine and power transmission equipment manufacturing.....	6	1,253	44	2,803	13.6	44.7
33361	Turbine and power transmission equipment manufacturing.....	6	1,253	44	2,803	13.6	44.7
333611	Turbine and turbine generator set units manufacturing.....	5	g	15	1,687	33.3	D
3339	Other general purpose machinery manufacturing.....	13	1,581	336	17,299	3.9	9.1
33392	Material handling equipment manufacturing.....	4	530	89	6,920	4.5	7.7
333921	Elevator and moving stairway manufacturing.....	1	e	9	672	11.1	D
33399	All other general purpose machinery manufacturing.....	6	914	207	7,018	2.9	13.0
333991	Power-driven handtool manufacturing.....	1	e	6	384	16.7	D
333992	Welding and soldering equipment manufacturing.....	1	e	14	710	7.1	D
334	Computer and electronic product manufacturing.....	29	10,146	645	35,779	4.5	28.4
3342	Communications equipment manufacturing.....	3	e	63	3,469	4.8	D
33422	Broadcast and wireless communications equipment.....	2	e	37	1,974	5.4	D
334220	Broadcast and wireless communications equipment.....	2	e	37	1,974	5.4	D
3343	Audio and video equipment manufacturing.....	1	f	12	g	8.3	D
33431	Audio and video equipment manufacturing.....	1	f	12	g	8.3	D
334310	Audio and video equipment manufacturing.....	1	f	12	g	8.3	D
3344	Semiconductor and electronic component manufacturing.....	12	3,211	222	12,420	5.4	25.9
33441	Semiconductor and electronic component manufacturing.....	12	3,211	222	12,420	5.4	25.9
334411	Electron tube manufacturing.....	2	g	6	1,534	33.3	D
334417	Electronic connector manufacturing.....	6	1,663	21	2,214	28.6	75.1
3345	Electronic instrument manufacturing.....	12	4,160	273	14,546	4.4	28.6
33451	Electronic instrument manufacturing.....	12	4,160	273	14,546	4.4	28.6
334510	Electromedical apparatus manufacturing.....	2	g	35	4,218	5.7	D
334511	Search, detection, and navigation instruments.....	1	e	22	1,160	4.5	D
334513	Industrial process variable instruments.....	3	g	43	3,067	7.0	D
334514	Totalizing fluid meters and counting devices.....	3	f	17	1,616	17.6	D
3346	Magnetic media manufacturing and reproducing.....	1	g	26	g	3.8	D
33461	Magnetic media manufacturing and reproducing.....	1	g	26	g	3.8	D
334612	Audio and video media reproduction.....	1	g	15	1,556	6.7	D
335	Electrical equipment and appliance manufacturing.....	19	4,117	315	27,435	6.0	15.0
3351	Electric lighting equipment manufacturing.....	2	f	61	4,311	3.3	D
33511	Electric lamp bulb and part manufacturing.....	2	f	8	988	25.0	D
335110	Electric lamp bulb and part manufacturing.....	2	f	8	988	25.0	D
3353	Electrical equipment manufacturing.....	4	f	110	6,003	3.6	D
33531	Electrical equipment manufacturing.....	4	f	110	6,003	3.6	D
335313	Switchgear and switchboard apparatus manufacturing.....	3	e	25	1,551	12.0	D
335314	Relay and industrial control manufacturing.....	1	e	61	2,667	1.6	D
3359	Other electrical equipment and component manufacturing.....	13	2,685	134	16,199	9.7	16.6
33593	Wiring device manufacturing.....	5	1,287	38	5,214	13.2	24.7
335931	Current-carrying wiring device manufacturing.....	2	f	27	4,010	7.4	D
335932	Noncurrent-carrying wiring device manufacturing.....	3	e	11	1,204	27.3	D
33599	Other electrical equipment and component manufacturing.....	7	g	61	h	11.5	D
335991	Carbon and graphite product manufacturing.....	6	1,100	16	1,686	37.5	65.2
336	Transportation equipment manufacturing.....	12	6,158	383	42,770	3.1	14.4
3361	Motor vehicle manufacturing.....	1	f	9	f	11.1	D
33612	Heavy duty truck manufacturing.....	1	f	5	f	20.0	D
336120	Heavy duty truck manufacturing.....	1	f	5	f	20.0	D
3363	Motor vehicle parts manufacturing.....	3	f	148	10,784	2.0	D
33631	Motor vehicle gasoline engine and parts manufacturing.....	2	e	22	e	9.1	D
336312	Gasoline engine and engine parts manufacturing.....	2	e	19	e	10.5	D
33639	Other motor vehicle parts manufacturing.....	1	f	34	1,405	2.9	D
336399	All other motor vehicle parts manufacturing.....	1	f	30	1,274	3.3	D
3364	Aerospace product and parts manufacturing.....	3	f	33	6,411	9.1	D
33641	Aerospace product and parts manufacturing.....	3	f	33	6,411	9.1	D
336412	Aircraft engine and engine parts manufacturing.....	2	e	7	f	28.6	D
336419	Other guided missile and space vehicle parts.....	1	f	2	f	50.0	D
3365	Railroad rolling stock manufacturing.....	2	g	39	9,998	5.1	D
33651	Railroad rolling stock manufacturing.....	2	g	39	9,998	5.1	D
336510	Railroad rolling stock manufacturing.....	2	g	39	9,998	5.1	D
3369	Other transportation equipment manufacturing.....	1	g	28	5,396	3.6	D
33699	Other transportation equipment manufacturing.....	1	g	28	5,396	3.6	D
336992	Military armored vehicles and tank parts manufacturing.....	1	g	4	g	25.0	D
337	Furniture and related product manufacturing.....	3	e	876	22,732	0.3	D
3379	Other furniture-related product manufacturing.....	2	e	42	2,282	4.8	D
33792	Blind and shade manufacturing.....	2	e	16	1,318	12.5	D
337920	Blind and shade manufacturing.....	2	e	16	1,318	12.5	D
339	Miscellaneous manufacturing.....	12	4,066	1,223	32,479	1.0	12.5
3391	Medical equipment and supplies manufacturing.....	9	h	487	17,710	1.8	D
33911	Medical equipment and supplies manufacturing.....	9	h	487	17,710	1.8	D
339112	Surgical and medical instrument manufacturing.....	4	2,805	67	6,274	6.0	44.7
339113	Surgical appliance and supplies manufacturing.....	3	f	128	7,928	2.3	D

See the note at the end of the table.

Table M2.1 Number and Employment of Foreign-Owned and All U.S. Establishments in Each State, by Detailed Industry—Continues

NAICS code	Industry	Foreign-owned establishments		All U.S. establishments		Foreign-owned establishments as a percentage of all U.S. establishments ¹	
		Number of establishments	Number of employees	Number of establishments	Number of employees	Number of establishments	Number of employees
Rhode Island							
31--33	Manufacturing	24	3,808	1,825	52,032	1.3	7.3
325	Chemical manufacturing	7	581	67	4,243	10.4	13.7
3251	Basic chemical manufacturing	2	e	7	e	28.6	D
3259	Other chemical product and preparation manufacturing	3	296	14	1,263	21.4	23.4
32599	All other chemical preparation manufacturing	2	e	13	g	15.4	D
325992	Photographic film and chemical manufacturing	2	e	3	e	66.7	D
326	Plastics and rubber products manufacturing	2	f	66	3,194	3.0	D
3261	Plastics product manufacturing	2	f	60	3,105	3.3	D
32611	Plastics packaging materials, film and sheet	1	f	11	992	9.1	D
326112	Plastics packaging film and sheet manufacturing	1	f	3	f	33.3	D
334	Computer and electronic product manufacturing	2	f	55	4,071	3.6	D
3345	Electronic instrument manufacturing	1	e	32	2,992	3.1	D
33451	Electronic instrument manufacturing	1	e	32	2,992	3.1	D
334519	Other measuring and controlling device manufacturing	1	e	4	e	25.0	D
335	Electrical equipment and appliance manufacturing	3	g	36	2,697	8.3	D
3359	Other electrical equipment and component manufacturing	3	g	23	2,259	13.0	D
33599	Other electrical equipment and component manufacturing	3	g	10	g	30.0	D
335999	Miscellaneous electrical equipment manufacturing	3	g	10	g	30.0	D
South Carolina							
31--33	Manufacturing	351	60,503	4,342	242,286	8.1	25.0
311	Food manufacturing	7	2,315	191	16,399	3.7	14.1
3114	Fruit and vegetable preserving and specialty	1	g	10	2,000	10.0	D
31141	Frozen food manufacturing	1	g	3	g	33.3	D
311412	Frozen specialty food manufacturing	1	g	3	g	33.3	D
3116	Animal slaughtering and processing	1	e	56	9,393	1.8	D
31161	Animal slaughtering and processing	1	e	56	9,393	1.8	D
311612	Meat processed from carcasses	1	e	15	692	6.7	D
3118	Bakeries and tortilla manufacturing	4	302	63	2,931	6.3	10.3
31181	Bread and bakery product manufacturing	3	e	51	2,102	5.9	D
313	Textile mills	16	1,775	196	21,787	8.2	8.1
3132	Fabric mills	15	g	108	11,750	13.9	D
31321	Broadwoven fabric mills	7	590	54	8,031	13.0	7.3
313210	Broadwoven fabric mills	7	590	54	8,031	13.0	7.3
31323	Nonwoven fabric mills	7	773	23	2,198	30.4	35.2
313230	Nonwoven fabric mills	7	773	23	2,198	30.4	35.2
31324	Knit fabric mills	1	e	14	551	7.1	D
313241	Weft knit fabric mills	1	e	4	e	25.0	D
314	Textile product mills	5	f	146	4,864	3.4	D
3141	Textile furnishings mills	3	f	64	2,967	4.7	D
31411	Carpet and rug mills	3	f	9	1,151	33.3	D
314110	Carpet and rug mills	3	f	9	1,151	33.3	D
321	Wood product manufacturing	16	1,439	277	9,829	5.8	14.6
3211	Sawmills and wood preservation	6	f	73	2,953	8.2	D
32111	Sawmills and wood preservation	6	f	73	2,953	8.2	D
321113	Sawmills	3	e	52	2,209	5.8	D
3219	Other wood product manufacturing	9	766	167	4,327	5.4	17.7
32191	Millwork	2	f	72	2,384	2.8	D
321911	Wood window and door manufacturing	1	e	23	902	4.3	D
322	Paper manufacturing	4	1,016	90	12,249	4.4	8.3
3222	Converted paper product manufacturing	4	1,016	78	6,248	5.1	16.3
32222	Paper bag and coated and treated paper manufacturing	1	e	14	1,556	7.1	D
322222	Coated and laminated paper manufacturing	1	e	10	g	10.0	D
32229	Other converted paper product manufacturing	2	f	17	1,304	11.8	D
322291	Sanitary paper product manufacturing	1	f	3	857	33.3	D
325	Chemical manufacturing	41	7,213	243	20,914	16.9	34.5
3251	Basic chemical manufacturing	13	2,575	59	4,806	22.0	53.6
32518	Other basic inorganic chemical manufacturing	4	1,665	17	1,909	23.5	87.2
325188	All other basic inorganic chemical manufacturing	4	1,665	16	g	25.0	D
32519	Other basic organic chemical manufacturing	5	659	22	2,286	22.7	28.8
325199	All other basic organic chemical manufacturing	5	659	19	2,120	26.3	31.1
3252	Resin, rubber, and artificial fibers manufacturing	5	1,419	48	8,172	10.4	17.4
32521	Resin and synthetic rubber manufacturing	2	g	28	4,030	7.1	D
325211	Plastics material and resin manufacturing	2	g	26	h	7.7	D
3254	Pharmaceutical and medicine manufacturing	6	1,310	21	3,072	28.6	42.6
32541	Pharmaceutical and medicine manufacturing	6	1,310	21	3,072	28.6	42.6
325411	Medicinal and botanical manufacturing	1	e	2	e	50.0	D
325412	Pharmaceutical preparation manufacturing	3	f	15	2,614	20.0	D
3255	Paint, coating, and adhesive manufacturing	4	309	25	870	16.0	35.5
32552	Adhesive manufacturing	3	e	11	521	27.3	D
325520	Adhesive manufacturing	3	e	11	521	27.3	D
3259	Other chemical product and preparation manufacturing	9	1,374	44	2,912	20.5	47.2
32599	All other chemical preparation manufacturing	6	g	36	2,798	16.7	D
325992	Photographic film and chemical manufacturing	2	g	7	1,233	28.6	D
326	Plastics and rubber products manufacturing	33	8,434	230	22,013	14.3	38.3
3261	Plastics product manufacturing	19	2,281	182	14,858	10.4	15.4
32611	Plastics packaging materials, film and sheet	4	e	23	2,774	17.4	D
326113	Nonpackaging plastics film and sheet manufacturing	3	337	11	1,102	27.3	30.6
32616	Plastics bottle manufacturing	2	e	9	626	22.2	D
326160	Plastics bottle manufacturing	2	e	9	626	22.2	D
32619	Other plastics product manufacturing	12	1,598	114	8,177	10.5	19.5
326199	All other plastics product manufacturing	12	1,598	101	7,825	11.9	20.4

See the note at the end of the table.

Table M2.1 Number and Employment of Foreign-Owned and All U.S. Establishments in Each State, by Detailed Industry—Continues

NAICS code	Industry	Foreign-owned establishments		All U.S. establishments		Foreign-owned establishments as a percentage of all U.S. establishments ¹	
		Number of establishments	Number of employees	Number of establishments	Number of employees	Number of establishments	Number of employees
3262	Rubber product manufacturing.....	14	6,153	48	7,155	29.2	86.0
32621	Tire manufacturing.....	4	h	14	h	28.6	D
326211	Tire manufacturing, except retreading.....	4	h	6	h	66.7	D
32622	Rubber and plastics hose and belting manufacturing.....	4	f	16	f	25.0	D
326220	Rubber and plastics hose and belting manufacturing.....	4	f	16	f	25.0	D
32629	Other rubber product manufacturing.....	6	g	18	1,781	33.3	D
326299	All other rubber product manufacturing.....	5	g	13	1,559	38.5	D
327	Nonmetallic mineral product manufacturing.....	103	2,904	297	9,852	34.7	29.5
3271	Clay product and refractory manufacturing.....	7	571	16	1,805	43.8	31.6
32712	Clay building material and refractories manufacturing.....	6	e	10	695	60.0	D
327121	Brick and structural clay tile manufacturing.....	6	e	8	f	75.0	D
3272	Glass and glass product manufacturing.....	5	341	28	1,662	17.9	20.5
32721	Glass and glass product manufacturing.....	5	341	28	1,662	17.9	20.5
327215	Glass product manufacturing made of purchased glass.....	4	e	18	f	22.2	D
3273	Cement and concrete product manufacturing.....	88	1,913	204	5,491	43.1	34.8
32731	Cement manufacturing.....	4	644	4	644	100.0	100.0
327310	Cement manufacturing.....	4	644	4	644	100.0	100.0
32732	Ready-mix concrete manufacturing.....	68	780	131	2,322	51.9	33.6
327320	Ready-mix concrete manufacturing.....	68	780	131	2,322	51.9	33.6
32739	Other concrete product manufacturing.....	4	e	38	1,383	10.5	D
327390	Other concrete product manufacturing.....	4	e	38	1,383	10.5	D
331	Primary metal manufacturing.....	9	1,239	67	5,927	13.4	20.9
3311	Iron and steel mills and ferroalloy manufacturing.....	1	e	9	2,261	11.1	D
33111	Iron and steel mills and ferroalloy manufacturing.....	1	e	9	2,261	11.1	D
331111	Iron and steel mills.....	1	e	9	2,261	11.1	D
3312	Steel product manufacturing from purchased steel.....	4	251	20	1,098	20.0	22.9
33122	Rolling and drawing of purchased steel.....	4	251	18	g	22.2	D
3313	Alumina and aluminum production.....	2	f	5	954	40.0	D
33131	Alumina and aluminum production.....	2	f	5	954	40.0	D
331315	Aluminum sheet, plate, and foil manufacturing.....	1	e	1	e	100.0	D
332	Fabricated metal product manufacturing.....	33	5,458	836	28,319	3.9	19.3
3322	Cutlery and handtool manufacturing.....	3	511	19	1,070	15.8	47.8
33221	Cutlery and handtool manufacturing.....	3	511	19	1,070	15.8	47.8
332212	Hand and edge tool manufacturing.....	1	e	14	873	7.1	D
3328	Coating, engraving, and heat treating metals.....	8	364	73	1,684	11.0	21.6
33281	Coating, engraving, and heat treating metals.....	8	364	73	1,684	11.0	21.6
332812	Metal coating and nonprecious engraving.....	5	255	36	984	13.9	25.9
3329	Other fabricated metal product manufacturing.....	12	3,860	111	12,015	10.8	32.1
33291	Metal valve manufacturing.....	4	700	19	3,500	21.1	20.0
332912	Fluid power valve and hose fitting manufacturing.....	2	f	3	f	66.7	D
33299	All other fabricated metal product manufacturing.....	8	3,160	92	8,515	8.7	37.1
332991	Ball and roller bearing manufacturing.....	6	g	15	5,307	40.0	D
332994	Small arms manufacturing.....	1	f	2	f	50.0	D
333	Machinery manufacturing.....	26	5,152	305	22,555	8.5	22.8
3331	Agricultural, construction, and mining machinery manufacturing.....	3	g	19	2,714	15.8	D
33311	Agricultural implement manufacturing.....	1	g	10	g	10.0	D
333112	Lawn and garden equipment manufacturing.....	1	g	4	g	25.0	D
3332	Industrial machinery manufacturing.....	8	455	58	1,506	13.8	30.2
33329	Other industrial machinery manufacturing.....	7	e	54	g	13.0	D
333292	Textile machinery manufacturing.....	2	e	31	732	6.5	D
3335	Metalworking machinery manufacturing.....	5	679	77	2,241	6.5	30.3
33351	Metalworking machinery manufacturing.....	5	679	77	2,241	6.5	30.3
333515	Cutting tool and machine tool accessory manufacturing.....	3	f	32	1,332	9.4	D
3339	Other general purpose machinery manufacturing.....	7	1,382	84	6,266	8.3	22.1
33399	All other general purpose machinery manufacturing.....	5	g	60	4,017	8.3	D
333991	Power-driven handtool manufacturing.....	2	e	2	e	100.0	D
333992	Welding and soldering equipment manufacturing.....	1	e	7	627	14.3	D
333996	Fluid power pump and motor manufacturing.....	1	e	6	1,043	16.7	D
334	Computer and electronic product manufacturing.....	5	1,981	70	6,252	7.1	31.7
3342	Communications equipment manufacturing.....	1	e	10	679	10.0	D
33429	Other communications equipment manufacturing.....	1	e	1	e	100.0	D
334290	Other communications equipment manufacturing.....	1	e	1	e	100.0	D
3344	Semiconductor and electronic component manufacturing.....	3	g	22	2,473	13.6	D
33441	Semiconductor and electronic component manufacturing.....	3	g	22	2,473	13.6	D
334414	Electronic capacitor manufacturing.....	1	g	7	1,700	14.3	D
334417	Electronic connector manufacturing.....	1	e	2	e	50.0	D
335	Electrical equipment and appliance manufacturing.....	13	4,794	91	10,728	14.3	44.7
3352	Household appliance manufacturing.....	1	g	5	g	20.0	D
33522	Major appliance manufacturing.....	1	g	4	g	25.0	D
335222	Household refrigerator and home freezer manufacturing.....	1	g	2	g	50.0	D
3353	Electrical equipment manufacturing.....	5	g	38	4,622	13.2	D
33531	Electrical equipment manufacturing.....	5	g	38	4,622	13.2	D
335313	Switchgear and switchboard apparatus manufacturing.....	3	1,210	9	3,249	33.3	37.2
335314	Relay and industrial control manufacturing.....	1	f	12	902	8.3	D
3359	Other electrical equipment and component manufacturing.....	7	1,655	36	4,157	19.4	39.8
33592	Communication and energy wire and cable manufacturing.....	3	f	10	1,861	30.0	D
335921	Fiber optic cable manufacturing.....	2	f	2	f	100.0	D
33599	Other electrical equipment and component manufacturing.....	4	f	14	1,325	28.6	D
335991	Carbon and graphite product manufacturing.....	2	f	5	866	40.0	D
335999	Miscellaneous electrical equipment manufacturing.....	2	e	9	459	22.2	D
336	Transportation equipment manufacturing.....	29	15,220	218	32,377	13.3	47.0
3361	Motor vehicle manufacturing.....	4	i	11	i	36.4	D
33611	Automobile and light truck manufacturing.....	3	h	8	h	37.5	D
336112	Light truck and utility vehicle manufacturing.....	3	h	3	h	100.0	D
33612	Heavy duty truck manufacturing.....	1	f	3	f	33.3	D
336120	Heavy duty truck manufacturing.....	1	f	3	f	33.3	D

See the note at the end of the table.

Table M2.1 Number and Employment of Foreign-Owned and All U.S. Establishments in Each State, by Detailed Industry—Continues

NAICS code	Industry	Foreign-owned establishments		All U.S. establishments		Foreign-owned establishments as a percentage of all U.S. establishments ¹	
		Number of establishments	Number of employees	Number of establishments	Number of employees	Number of establishments	Number of employees
3363	Motor vehicle parts manufacturing.....	22	7,489	94	15,827	23.4	47.3
33631	Motor vehicle gasoline engine and parts manufacturing	6	2,714	13	3,284	46.2	82.6
336312	Gasoline engine and engine parts manufacturing	6	2,714	13	3,284	46.2	82.6
33632	Motor vehicle electric equipment	1	f	12	1,275	8.3	D
336321	Vehicular lighting equipment manufacturing	1	f	2	f	50.0	D
33633	Motor vehicle steering and suspension parts	3	279	4	292	75.0	95.5
336330	Motor vehicle steering and suspension parts	3	279	4	292	75.0	95.5
33634	Motor vehicle brake system manufacturing.....	2	g	8	3,641	25.0	D
336340	Motor vehicle brake system manufacturing.....	2	g	8	3,641	25.0	D
33637	Motor vehicle metal stamping	2	f	6	1,508	33.3	D
336370	Motor vehicle metal stamping	2	f	6	1,508	33.3	D
33639	Other motor vehicle parts manufacturing	5	491	33	3,554	15.2	13.8
336399	All other motor vehicle parts manufacturing	5	491	32	h	15.6	D
3366	Ship and boat building	1	e	44	2,816	2.3	D
33661	Ship and boat building	1	e	44	2,816	2.3	D
336612	Boat building	1	e	35	2,189	2.9	D
3369	Other transportation equipment manufacturing	2	g	21	3,884	9.5	D
33699	Other transportation equipment manufacturing	2	g	21	3,884	9.5	D
336992	Military armored vehicles and tank parts manufacturing	1	e	5	g	20.0	D
336999	All other transportation equipment manufacturing	1	g	8	g	12.5	D
339	Miscellaneous manufacturing	2	f	326	6,693	0.6	D
3391	Medical equipment and supplies manufacturing	1	e	105	3,523	1.0	D
33911	Medical equipment and supplies manufacturing	1	e	105	3,523	1.0	D
339113	Surgical appliance and supplies manufacturing	1	e	34	1,866	2.9	D
South Dakota							
31–33	Manufacturing	32	3,035	1,063	41,455	3.0	7.3
311	Food manufacturing	8	1,020	118	7,778	6.8	13.1
3118	Bakeries and tortilla manufacturing	1	f	19	1,007	5.3	D
31182	Cookie, cracker, and pasta manufacturing.....	1	f	3	f	100.0	D
311821	Cookie and cracker manufacturing	1	f	1	f	33.3	D
323	Printing and related support activities.....	1	e	100	1,605	1.0	D
3231	Printing and related support activities.....	1	e	100	1,605	1.0	D
32311	Printing.....	1	e	98	g	1.0	D
323112	Commercial flexographic printing.....	1	e	4	374	25.0	D
325	Chemical manufacturing	2	e	42	1,113	4.8	D
3259	Other chemical product and preparation manufacturing	2	e	13	336	15.4	D
327	Nonmetallic mineral product manufacturing.....	15	326	87	1,469	17.2	22.2
3273	Cement and concrete product manufacturing.....	14	e	66	1,296	21.2	D
332	Fabricated metal product manufacturing.....	3	260	165	3,835	1.8	6.8
333	Machinery manufacturing	2	f	98	5,938	2.0	D
3331	Agricultural, construction, and mining machinery manufacturing	2	f	37	2,321	5.4	D
33312	Construction machinery manufacturing	2	f	13	1,814	15.4	D
333120	Construction machinery manufacturing	2	f	13	1,814	15.4	D
Tennessee							
31–33	Manufacturing	263	62,934	6,767	369,398	3.9	17.0
311	Food manufacturing	17	2,131	328	37,329	5.2	5.7
3112	Grain and oilseed milling.....	2	e	15	2,022	13.3	D
31122	Starch and vegetable oil manufacturing.....	2	e	8	1,200	25.0	D
311221	Wet corn milling	1	e	2	f	50.0	D
3113	Sugar and confectionery product manufacturing	1	f	33	2,778	3.0	D
31134	Nonchocolate confectionery manufacturing.....	1	f	12	1,818	8.3	D
311340	Nonchocolate confectionery manufacturing.....	1	f	12	1,818	8.3	D
3115	Dairy product manufacturing.....	2	e	16	2,109	12.5	D
31151	Dairy product, except frozen, manufacturing	2	e	14	g	14.3	D
311514	Dry, condensed, and evaporated dairy products	1	e	2	e	50.0	D
3118	Bakeries and tortilla manufacturing	5	e	107	12,291	4.7	D
31181	Bread and bakery product manufacturing.....	5	e	91	11,333	5.5	D
311812	Commercial bakeries.....	5	e	40	10,666	12.5	D
3119	Other food manufacturing	6	e	44	3,332	13.6	D
312	Beverage and tobacco product manufacturing.....	6	555	61	2,799	9.8	19.8
3121	Beverage manufacturing	3	e	53	2,067	5.7	D
31211	Soft drink and ice manufacturing	2	e	34	1,409	5.9	D
312112	Bottled water manufacturing	2	e	14	446	14.3	D
3122	Tobacco manufacturing.....	3	e	8	732	37.5	D
31222	Tobacco product manufacturing.....	3	e	6	f	50.0	D
312229	Other tobacco product manufacturing	3	e	6	f	50.0	D
313	Textile mills.....	2	e	59	4,318	3.4	D
3132	Fabric mills.....	2	e	16	1,503	12.5	D
31323	Nonwoven fabric mills	1	e	7	1,135	14.3	D
313230	Nonwoven fabric mills	1	e	7	1,135	14.3	D
314	Textile product mills.....	3	1,093	141	4,669	2.1	23.4
3149	Other textile product mills	3	1,093	94	3,316	3.2	33.0
31499	All other textile product mills	3	1,093	61	2,395	4.9	45.6
314992	Tire cord and tire fabric mills.....	2	f	2	f	100.0	D
314999	All other miscellaneous textile product mills	1	e	55	1,758	1.8	D
315	Apparel manufacturing	2	e	118	5,444	1.7	D
322	Paper manufacturing.....	7	700	145	13,741	4.8	5.1
3222	Converted paper product manufacturing	7	700	132	10,471	5.3	6.7
32221	Paperboard container manufacturing.....	4	f	82	6,181	4.9	D
322211	Corrugated and solid fiber box manufacturing	3	260	54	3,432	5.6	7.6
322212	Folding paperboard box manufacturing	1	e	19	1,767	5.3	D

See the note at the end of the table.

Table M2.1 Number and Employment of Foreign-Owned and All U.S. Establishments in Each State, by Detailed Industry—Continues

NAICS code	Industry	Foreign-owned establishments		All U.S. establishments		Foreign-owned establishments as a percentage of all U.S. establishments ¹	
		Number of establishments	Number of employees	Number of establishments	Number of employees	Number of establishments	Number of employees
323	Printing and related support activities.....	11	3,982	725	17,431	1.5	22.8
3231	Printing and related support activities.....	11	3,982	725	17,431	1.5	22.8
32311	Printing.....	11	3,982	669	16,513	1.6	24.1
323110	Commercial lithographic printing.....	6	h	312	8,068	1.9	D
323111	Commercial gravure printing.....	2	f	10	1,311	20.0	D
323112	Commercial flexographic printing.....	2	e	26	1,331	7.7	D
323117	Books printing.....	1	e	16	1,013	6.3	D
325	Chemical manufacturing.....	34	2,844	273	30,448	12.5	9.3
3251	Basic chemical manufacturing.....	8	463	57	17,875	14.0	2.6
3252	Resin, rubber, and artificial fibers manufacturing.....	4	418	26	1,772	15.4	23.6
3254	Pharmaceutical and medicine manufacturing.....	7	447	22	2,374	31.8	18.8
32541	Pharmaceutical and medicine manufacturing.....	7	447	22	2,374	31.8	18.8
325412	Pharmaceutical preparation manufacturing.....	5	e	15	2,180	33.3	D
3256	Soap, cleaning compound, and toiletry manufacturing.....	2	f	46	2,784	4.3	D
32562	Toilet preparation manufacturing.....	2	f	14	2,033	14.3	D
325620	Toilet preparation manufacturing.....	2	f	14	2,033	14.3	D
3259	Other chemical product and preparation manufacturing.....	9	f	79	4,083	11.4	D
32599	All other chemical preparation manufacturing.....	5	f	59	3,815	8.5	D
325991	Custom compounding of purchased resins.....	4	561	26	1,650	15.4	34.0
326	Plastics and rubber products manufacturing.....	22	6,362	395	30,062	5.6	21.2
3261	Plastics product manufacturing.....	12	2,395	316	19,245	3.8	12.4
32612	Plastics pipe, fittings, and profile shapes.....	2	f	20	1,770	10.0	D
326122	Plastics pipe and pipe fitting manufacturing.....	1	f	7	795	14.3	D
32619	Other plastics product manufacturing.....	6	1,129	209	13,234	2.9	8.5
326199	All other plastics product manufacturing.....	6	1,129	182	11,736	3.3	9.6
3262	Rubber product manufacturing.....	10	3,967	79	10,817	12.7	36.7
32621	Tire manufacturing.....	3	h	30	6,046	10.0	D
326211	Tire manufacturing, except retreading.....	2	h	8	5,817	25.0	D
32622	Rubber and plastics hose and belting manufacturing.....	1	e	11	949	9.1	D
326220	Rubber and plastics hose and belting manufacturing.....	1	e	11	949	9.1	D
32629	Other rubber product manufacturing.....	6	g	38	3,822	15.8	D
326291	Rubber product manufacturing for mechanical use.....	5	g	11	1,958	45.5	D
327	Nonmetallic mineral product manufacturing.....	30	3,089	418	14,506	7.2	21.3
3271	Clay product and refractory manufacturing.....	6	761	32	1,852	18.8	41.1
32712	Clay building material and refractories manufacturing.....	6	761	22	1,604	27.3	47.4
327121	Brick and structural clay tile manufacturing.....	4	e	5	e	80.0	D
327122	Ceramic wall and floor tile manufacturing.....	1	e	10	1,047	10.0	D
3272	Glass and glass product manufacturing.....	5	1,479	39	4,573	12.8	32.3
32721	Glass and glass product manufacturing.....	5	1,479	39	4,573	12.8	32.3
327211	Flat glass manufacturing.....	2	f	3	g	66.7	D
327215	Glass product manufacturing made of purchased glass.....	2	f	27	2,325	7.4	D
3273	Cement and concrete product manufacturing.....	15	646	241	6,002	6.2	10.8
331	Primary metal manufacturing.....	15	2,592	113	11,067	13.3	23.4
3311	Iron and steel mills and ferroalloy manufacturing.....	2	f	9	1,467	22.2	D
33111	Iron and steel mills and ferroalloy manufacturing.....	2	f	9	1,467	22.2	D
331111	Iron and steel mills.....	2	f	9	1,467	22.2	D
3312	Steel product manufacturing from purchased steel.....	4	365	20	1,376	20.0	26.5
33122	Rolling and drawing of purchased steel.....	2	e	12	472	16.7	D
3314	Other nonferrous metal production.....	2	e	23	1,454	8.7	D
3315	Foundries.....	5	1,237	38	3,265	13.2	37.9
33151	Ferrous metal foundries.....	2	f	13	1,091	15.4	D
331511	Iron foundries.....	1	e	7	778	14.3	D
33152	Nonferrous metal foundries.....	3	f	25	2,174	12.0	D
331524	Aluminum foundries, except die-casting.....	2	f	9	583	22.2	D
332	Fabricated metal product manufacturing.....	23	2,555	1,186	37,009	1.9	6.9
3323	Architectural and structural metals manufacturing.....	10	1,417	320	10,375	3.1	13.7
33231	Plate work and fabricated structural products.....	8	e	156	4,618	5.1	D
332311	Prefabricated metal buildings and components.....	2	e	23	1,513	8.7	D
33232	Ornamental and architectural metal products.....	2	f	164	5,757	1.2	D
332321	Metal window and door manufacturing.....	2	f	33	2,683	6.1	D
3325	Hardware manufacturing.....	3	f	15	1,723	20.0	D
33251	Hardware manufacturing.....	3	f	15	1,723	20.0	D
332510	Hardware manufacturing.....	3	f	15	1,723	20.0	D
333	Machinery manufacturing.....	18	3,551	500	30,670	3.6	11.6
3331	Agricultural, construction, and mining machinery manufacturing.....	3	e	44	5,191	6.8	D
33312	Construction machinery manufacturing.....	1	e	16	2,469	6.3	D
333120	Construction machinery manufacturing.....	1	e	16	2,469	6.3	D
3333	Commercial and service industry machinery.....	2	e	23	1,456	8.7	D
33331	Commercial and service industry machinery.....	2	e	23	1,456	8.7	D
3334	HVAC and commercial refrigeration equipment.....	3	f	52	9,945	5.8	D
33341	HVAC and commercial refrigeration equipment.....	3	f	52	9,945	5.8	D
333415	AC, refrigeration, and forced air heating.....	3	f	24	8,261	12.5	D
3339	Other general purpose machinery manufacturing.....	7	1,764	124	6,735	5.6	26.2
33392	Material handling equipment manufacturing.....	5	g	33	2,214	15.2	D
333921	Elevator and moving stairway manufacturing.....	2	g	4	g	50.0	D
334	Computer and electronic product manufacturing.....	15	3,280	159	11,258	9.4	29.1
3343	Audio and video equipment manufacturing.....	2	f	11	769	18.2	D
33431	Audio and video equipment manufacturing.....	2	f	11	769	18.2	D
334310	Audio and video equipment manufacturing.....	2	f	11	769	18.2	D
3344	Semiconductor and electronic component manufacturing.....	3	g	32	3,040	9.4	D
33441	Semiconductor and electronic component manufacturing.....	3	g	32	3,040	9.4	D
334413	Semiconductors and related device manufacturing.....	1	f	6	f	16.7	D
334418	Printed circuit assembly manufacturing.....	1	e	8	1,070	12.5	D
3345	Electronic instrument manufacturing.....	8	1,418	71	3,544	11.3	40.0
33451	Electronic instrument manufacturing.....	8	1,418	71	3,544	11.3	40.0
334514	Totalizing fluid meters and counting devices.....	1	f	3	g	33.3	D
334517	Irradiation apparatus manufacturing.....	3	e	8	425	37.5	D
335	Electrical equipment and appliance manufacturing.....	7	4,377	125	18,369	5.6	23.8
3352	Household appliance manufacturing.....	2	h	27	10,963	7.4	D
33522	Major appliance manufacturing.....	2	h	22	9,797	9.1	D
335221	Household cooking appliance manufacturing.....	2	h	13	6,996	15.4	D

See the note at the end of the table.

Table M2.1 Number and Employment of Foreign-Owned and All U.S. Establishments in Each State, by Detailed Industry—Continues

NAICS code	Industry	Foreign-owned establishments		All U.S. establishments		Foreign-owned establishments as a percentage of all U.S. establishments ¹	
		Number of establishments	Number of employees	Number of establishments	Number of employees	Number of establishments	Number of employees
3353	Electrical equipment manufacturing.....	2	f	45	2,749	4.4	D
33531	Electrical equipment manufacturing.....	2	f	45	2,749	4.4	D
335313	Switchgear and switchboard apparatus manufacturing	2	f	15	1,445	13.3	D
3359	Other electrical equipment and component manufacturing	2	f	35	3,598	5.7	D
33593	Wiring device manufacturing.....	1	e	13	1,630	7.7	D
335931	Current-carrying wiring device manufacturing	1	e	7	748	14.3	D
336	Transportation equipment manufacturing.....	32	20,842	329	51,726	9.7	40.3
3361	Motor vehicle manufacturing.....	1	i	5	8,020	20.0	D
33611	Automobile and light truck manufacturing.....	1	i	3	i	33.3	D
336111	Automobile manufacturing	1	i	2	i	50.0	D
3363	Motor vehicle parts manufacturing.....	30	j	195	34,450	15.4	D
33631	Motor vehicle gasoline engine and parts manufacturing	3	g	17	2,301	17.6	D
336311	Carburetor, piston ring, and valve manufacturing	2	g	3	g	66.7	D
33632	Motor vehicle electric equipment	1	g	18	2,980	5.6	D
336322	Other motor vehicle electric equipment manufacturing.....	1	g	18	2,980	5.6	D
33633	Motor vehicle steering and suspension parts	6	2,378	13	4,177	46.2	56.9
336330	Motor vehicle steering and suspension parts	6	2,378	13	4,177	46.2	56.9
33634	Motor vehicle brake system manufacturing.....	3	f	14	2,393	21.4	D
336340	Motor vehicle brake system manufacturing.....	3	f	14	2,393	21.4	D
33635	Motor vehicle power train components manufacturing.....	2	g	15	2,696	13.3	D
336350	Motor vehicle power train components manufacturing.....	2	g	15	2,696	13.3	D
33636	Motor vehicle seating and interior trim manufacturing	3	1,153	23	4,371	13.0	26.4
336360	Motor vehicle seating and interior trim manufacturing	3	1,153	23	4,371	13.0	26.4
33637	Motor vehicle metal stamping	3	f	33	3,661	9.1	D
336370	Motor vehicle metal stamping	3	f	33	3,661	9.1	D
33639	Other motor vehicle parts manufacturing.....	9	4,673	62	11,871	14.5	39.4
336391	Motor vehicle air-conditioning manufacturing	1	f	1	f	100.0	D
336399	All other motor vehicle parts manufacturing	8	h	61	j	13.1	D
3366	Ship and boat building	1	e	32	4,648	3.1	D
33661	Ship and boat building	1	e	32	4,648	3.1	D
336612	Boat building	1	e	26	h	3.8	D
339	Miscellaneous manufacturing	13	3,885	560	15,405	2.3	25.2
3391	Medical equipment and supplies manufacturing.....	9	3,595	244	7,799	3.7	46.1
33911	Medical equipment and supplies manufacturing.....	9	3,595	244	7,799	3.7	46.1
339113	Surgical appliance and supplies manufacturing	3	h	46	5,102	6.5	D
339115	Ophthalmic goods manufacturing.....	5	f	17	668	29.4	D
3399	Other miscellaneous manufacturing	4	290	316	7,606	1.3	3.8
Texas							
31-33	Manufacturing	748	96,470	21,145	884,879	3.5	10.9
311	Food manufacturing	38	8,472	1,640	86,731	2.3	9.8
312	Grain and oilseed milling.....	4	672	48	2,107	8.3	31.9
31121	Flour milling and malt manufacturing.....	2	e	29	1,435	6.9	D
311211	Flour milling	2	e	19	1,123	10.5	D
3114	Fruit and vegetable preserving and specialty	3	e	91	7,665	3.3	D
31142	Fruit and vegetable canning and drying.....	2	e	55	3,511	3.6	D
311423	Dried and dehydrated food manufacturing.....	1	e	5	e	20.0	D
3115	Dairy product manufacturing.....	2	e	69	6,833	2.9	D
3116	Animal slaughtering and processing.....	2	h	277	37,367	0.7	D
31161	Animal slaughtering and processing.....	2	h	277	37,367	0.7	D
311611	Animal, except poultry, slaughtering	2	h	107	13,831	1.9	D
3118	Bakeries and tortilla manufacturing.....	18	3,684	720	17,574	2.5	21.0
31181	Bread and bakery product manufacturing.....	10	2,393	561	11,926	1.8	20.1
311812	Commercial bakeries.....	8	g	138	7,286	5.8	D
311813	Frozen cakes and other pastries manufacturing.....	2	e	14	1,608	14.3	D
31183	Tortilla manufacturing.....	7	g	120	3,342	5.8	D
311830	Tortilla manufacturing.....	7	g	120	3,342	5.8	D
312	Beverage and tobacco product manufacturing.....	9	2,606	182	8,069	4.9	32.3
3121	Beverage manufacturing.....	9	2,606	179	i	5.0	D
31211	Soft drink and ice manufacturing	8	g	104	5,956	7.7	D
312111	Soft drink manufacturing.....	4	g	40	4,428	10.0	D
312112	Bottled water manufacturing	3	f	21	980	14.3	D
31212	Breweries.....	1	f	10	1,738	10.0	D
312120	Breweries.....	1	f	10	1,738	10.0	D
313	Textile mills.....	3	e	92	2,776	3.3	D
321	Wood product manufacturing.....	35	1,905	821	28,625	4.3	6.7
3211	Sawmills and wood preservation	2	e	125	4,480	1.6	D
32111	Sawmills and wood preservation	2	e	125	4,480	1.6	D
321113	Sawmills.....	2	e	97	3,384	2.1	D
3219	Other wood product manufacturing.....	31	g	618	19,578	5.0	D
32191	Millwork.....	3	e	263	7,374	1.1	D
32192	Wood container and pallet manufacturing	27	f	180	5,073	15.0	D
321920	Wood container and pallet manufacturing	27	f	180	5,073	15.0	D
322	Paper manufacturing.....	2	e	255	16,305	0.8	D
3222	Converted paper product manufacturing	2	e	244	13,806	0.8	D
32222	Paper bag and coated and treated paper manufacturing	1	e	38	1,486	2.6	D
322225	Flexible packaging foil manufacturing	1	e	2	e	50.0	D
323	Printing and related support activities.....	8	1,380	2,115	32,944	0.4	4.2
3231	Printing and related support activities.....	8	1,380	2,115	32,944	0.4	4.2
32311	Printing.....	8	1,380	1,997	29,901	0.4	4.6
323110	Commercial lithographic printing	3	f	857	15,684	0.4	D
323112	Commercial flexographic printing.....	3	f	64	1,439	4.7	D
324	Petroleum and coal products manufacturing.....	19	6,343	196	21,034	9.7	30.2
3241	Petroleum and coal products manufacturing.....	19	6,343	196	21,034	9.7	30.2
32411	Petroleum refineries.....	9	5,987	36	17,100	25.0	35.0
324110	Petroleum refineries.....	9	5,987	36	17,100	25.0	35.0

See the note at the end of the table.

Table M2.1 Number and Employment of Foreign-Owned and All U.S. Establishments in Each State, by Detailed Industry—Continues

NAICS code	Industry	Foreign-owned establishments		All U.S. establishments		Foreign-owned establishments as a percentage of all U.S. establishments ¹	
		Number of establishments	Number of employees	Number of establishments	Number of employees	Number of establishments	Number of employees
325	Chemical manufacturing	147	16,371	1,201	70,029	12.2	23.4
3251	Basic chemical manufacturing	60	7,230	306	24,911	19.6	29.0
32511	Petrochemical manufacturing	8	h	26	6,246	30.8	D
325110	Petrochemical manufacturing	8	h	26	6,246	30.8	D
32518	Other basic inorganic chemical manufacturing	20	1,032	81	3,852	24.7	26.8
325188	All other basic inorganic chemical manufacturing	15	f	63	3,043	23.8	D
32519	Other basic organic chemical manufacturing	18	3,480	117	13,404	15.4	26.0
325192	Cyclic crude and intermediate manufacturing	3	g	5	1,050	60.0	D
325199	All other basic organic chemical manufacturing	14	g	102	12,232	13.7	D
3252	Resin, rubber, and artificial fibers manufacturing	29	h	133	17,811	21.8	D
32521	Resin and synthetic rubber manufacturing	28	4,513	126	16,772	22.2	26.9
325211	Plastics material and resin manufacturing	23	3,931	99	14,828	23.2	26.5
325212	Synthetic rubber manufacturing	5	582	27	1,944	18.5	29.9
32522	Artificial fibers and filaments manufacturing	1	e	7	1,039	14.3	D
325222	Noncellulosic organic fiber manufacturing	1	e	7	1,039	14.3	D
3253	Agricultural chemical manufacturing	8	760	72	1,851	11.1	41.1
32532	Pesticide and other agricultural chemical manufacturing	5	f	21	990	23.8	D
325320	Pesticide and other agricultural chemical manufacturing	5	f	21	990	23.8	D
3254	Pharmaceutical and medicine manufacturing	16	g	102	6,227	15.7	D
32541	Pharmaceutical and medicine manufacturing	16	g	102	6,227	15.7	D
325412	Pharmaceutical preparation manufacturing	6	f	41	3,818	14.6	D
325414	Other biological product manufacturing	7	e	25	610	28.0	D
3255	Paint, coating, and adhesive manufacturing	13	913	148	5,588	8.8	16.3
32551	Paint and coating manufacturing	6	582	105	3,578	5.7	16.3
325510	Paint and coating manufacturing	6	582	105	3,578	5.7	16.3
32552	Adhesive manufacturing	7	331	43	2,010	16.3	16.5
325520	Adhesive manufacturing	7	331	43	2,010	16.3	16.5
3256	Soap, cleaning compound, and toiletry manufacturing	8	632	178	5,549	4.5	11.4
32561	Soap and cleaning compound manufacturing	8	632	118	2,415	6.8	26.2
325611	Soap and other detergent manufacturing	4	293	72	1,111	5.6	26.4
3259	Other chemical product and preparation manufacturing	13	f	262	8,092	5.0	D
32592	Explosives manufacturing	1	e	8	607	12.5	D
325920	Explosives manufacturing	1	e	8	607	12.5	D
326	Plastics and rubber products manufacturing	27	3,302	882	46,981	3.1	7.0
3261	Plastics product manufacturing	24	h	749	42,652	3.2	D
32611	Plastics packaging materials, film and sheet	1	g	100	9,173	1.0	D
326113	Nonpackaging plastics film and sheet manufacturing	1	g	40	3,636	2.5	D
32614	Polystyrene foam product manufacturing	3	e	42	3,431	7.1	D
326140	Polystyrene foam product manufacturing	3	e	42	3,431	7.1	D
32619	Other plastics product manufacturing	13	1,148	435	20,959	3.0	5.5
326191	Plastics plumbing fixture manufacturing	2	e	58	g	3.4	D
326199	All other plastics product manufacturing	11	f	374	18,245	2.9	D
327	Nonmetallic mineral product manufacturing	220	8,195	1,268	37,914	17.4	21.6
3271	Clay product and refractory manufacturing	10	952	89	4,963	11.2	19.2
32712	Clay building material and refractories manufacturing	10	952	45	3,047	22.2	31.2
327122	Ceramic wall and floor tile manufacturing	2	f	13	1,458	15.4	D
3272	Glass and glass product manufacturing	8	1,247	115	4,205	7.0	29.7
32721	Glass and glass product manufacturing	8	1,247	115	4,205	7.0	29.7
327212	Other pressed and blown glass and glassware	3	f	23	1,509	13.0	D
327215	Glass product manufacturing made of purchased glass	4	e	87	1,391	4.6	D
3273	Cement and concrete product manufacturing	189	4,804	764	20,366	24.7	23.6
32731	Cement manufacturing	11	897	23	1,854	47.8	48.4
327310	Cement manufacturing	11	897	23	1,854	47.8	48.4
32732	Ready-mix concrete manufacturing	144	1,763	504	9,779	28.6	18.0
327320	Ready-mix concrete manufacturing	144	1,763	504	9,779	28.6	18.0
32733	Concrete pipe, brick, and block manufacturing	25	1,402	73	3,169	34.2	44.2
327331	Concrete block and brick manufacturing	8	e	43	1,663	18.6	D
327332	Concrete pipe manufacturing	17	g	30	1,506	56.7	D
32739	Other concrete product manufacturing	9	742	164	5,564	5.5	13.3
327390	Other concrete product manufacturing	9	742	164	5,564	5.5	13.3
3279	Other nonmetallic mineral products	9	g	270	6,709	3.3	D
32791	Abrasive product manufacturing	2	f	17	943	11.8	D
327910	Abrasive product manufacturing	2	f	17	943	11.8	D
32799	All other nonmetallic mineral products manufacturing	7	346	253	5,766	2.8	6.0
331	Primary metal manufacturing	17	3,615	269	23,020	6.3	15.7
3311	Iron and steel mills and ferroalloy manufacturing	4	1,476	22	5,358	18.2	27.5
33111	Iron and steel mills and ferroalloy manufacturing	4	1,476	22	5,358	18.2	27.5
331111	Iron and steel mills	4	1,476	21	i	19.0	D
3312	Steel product manufacturing from purchased steel	9	923	40	2,526	22.5	36.5
33121	Iron, steel pipe and tube from purchase steel	3	e	17	1,530	17.6	D
331210	Iron, steel pipe and tube from purchase steel	3	e	17	1,530	17.6	D
33122	Rolling and drawing of purchased steel	6	e	23	996	26.1	D
331222	Steel wire drawing	6	e	21	f	28.6	D
3313	Alumina and aluminum production	2	f	33	3,937	6.1	D
33131	Alumina and aluminum production	2	f	33	3,937	6.1	D
331311	Alumina refining	1	f	2	f	50.0	D
3315	Foundries	2	f	115	7,890	1.7	D
33151	Ferrous metal foundries	2	f	60	6,266	3.3	D
331513	Steel foundries, except investment	1	e	18	1,473	5.6	D
332	Fabricated metal product manufacturing	60	8,740	4,505	131,014	1.3	6.7
3321	Forging and stamping	4	870	156	8,125	2.6	10.7
33211	Forging and stamping	4	870	156	8,125	2.6	10.7
332111	Iron and steel forging	1	e	39	3,156	2.6	D
332114	Custom roll forming	2	e	42	2,739	4.8	D
3323	Architectural and structural metals manufacturing	24	4,265	1,159	43,688	2.1	9.8
33231	Plate work and fabricated structural products	8	1,805	557	22,257	1.4	8.1
332312	Fabricated structural metal manufacturing	6	g	311	13,374	1.9	D
33232	Ornamental and architectural metal products	16	2,460	602	21,431	2.7	11.5
332321	Metal window and door manufacturing	5	1,087	94	7,959	5.3	13.7
332322	Sheet metal work manufacturing	9	g	320	10,317	2.8	D
332323	Ornamental and architectural metal work manufacturing	2	e	188	3,155	1.1	D

See the note at the end of the table.

Table M2.1 Number and Employment of Foreign-Owned and All U.S. Establishments in Each State, by Detailed Industry—Continues

NAICS code	Industry	Foreign-owned establishments		All U.S. establishments		Foreign-owned establishments as a percentage of all U.S. establishments ¹	
		Number of establishments	Number of employees	Number of establishments	Number of employees	Number of establishments	Number of employees
3324	Boiler, tank, and shipping container manufacturing	2	e	166	8,921	1.2	D
33241	Power boiler and heat exchanger manufacturing	1	e	37	2,192	2.7	D
332410	Power boiler and heat exchanger manufacturing	1	e	37	2,192	2.7	D
3327	Machine shops and threaded product manufacturing	8	931	1,811	28,159	0.4	3.3
33271	Machine shops	6	f	1,582	21,494	0.4	D
332710	Machine shops	6	f	1,582	21,494	0.4	D
33272	Turned product and screw, nut, and bolt manufacturing	2	e	229	6,665	0.9	D
332721	Precision turned product manufacturing	2	e	189	5,126	1.1	D
3328	Coating, engraving, and heat treating metals	3	e	410	11,440	0.7	D
33281	Coating, engraving, and heat treating metals	3	e	410	11,440	0.7	D
332811	Metal heat treating	3	e	56	3,331	5.4	D
3329	Other fabricated metal product manufacturing	16	1,894	588	24,922	2.7	7.6
33291	Metal valve manufacturing	10	1,162	159	10,534	6.3	11.0
332911	Industrial valve manufacturing	6	993	80	5,840	7.5	17.0
33299	All other fabricated metal product manufacturing	6	732	429	14,388	1.4	5.1
332996	Fabricated pipe and pipe fitting manufacturing	3	f	114	6,978	2.6	D
333	Machinery manufacturing	59	10,664	1,668	92,969	3.5	11.5
3331	Agricultural, construction, and mining machinery manufacturing	18	h	522	37,296	3.4	D
33312	Construction machinery manufacturing	2	e	53	2,383	3.8	D
333120	Construction machinery manufacturing	2	e	53	2,383	3.8	D
33313	Mining and oil and gas field machinery manufacturing	16	4,117	376	33,018	4.3	12.5
333132	Oil and gas field machinery and equipment	16	4,117	361	32,863	4.4	12.5
3332	Industrial machinery manufacturing	4	326	179	8,745	2.2	3.7
33329	Other industrial machinery manufacturing	4	326	147	8,054	2.7	4.0
3333	Commercial and service industry machinery	5	663	112	4,445	4.5	14.9
33331	Commercial and service industry machinery	5	663	112	4,445	4.5	14.9
333313	Office machinery manufacturing	1	f	10	860	10.0	D
3334	HVAC and commercial refrigeration equipment	8	1,241	157	13,884	5.1	8.9
33341	HVAC and commercial refrigeration equipment	8	1,241	157	13,884	5.1	8.9
333411	Air purification equipment manufacturing	2	e	33	1,721	6.1	D
333415	AC, refrigeration, and forced air heating	5	724	98	10,719	5.1	6.8
3335	Metalworking machinery manufacturing	3	e	202	3,079	1.5	D
33351	Metalworking machinery manufacturing	3	e	202	3,079	1.5	D
333515	Cutting tool and machine tool accessory manufacturing	2	e	59	997	3.4	D
3339	Other general purpose machinery manufacturing	19	3,547	436	20,660	4.4	17.2
33391	Pump and compressor manufacturing	4	558	122	7,823	3.3	7.1
333912	Air and gas compressor manufacturing	2	e	46	h	4.3	D
33392	Material handling equipment manufacturing	10	1,999	104	6,456	9.6	31.0
333921	Elevator and moving stairway manufacturing	2	e	11	608	18.2	D
333924	Industrial truck, trailer, and stacker manufacturing	4	g	31	3,019	12.9	D
33399	All other general purpose machinery manufacturing	5	990	210	6,381	2.4	15.5
333999	Miscellaneous general purpose machinery manufacturing	4	f	112	3,374	3.6	D
334	Computer and electronic product manufacturing	36	9,492	965	91,275	3.7	10.4
3342	Communications equipment manufacturing	5	g	122	12,176	4.1	D
33421	Telephone apparatus manufacturing	1	g	32	5,843	3.1	D
334210	Telephone apparatus manufacturing	1	g	32	5,843	3.1	D
33422	Broadcast and wireless communications equipment	2	e	60	5,576	3.3	D
334220	Broadcast and wireless communications equipment	2	e	60	5,576	3.3	D
33429	Other communications equipment manufacturing	2	e	30	757	6.7	D
334290	Other communications equipment manufacturing	2	e	30	757	6.7	D
3344	Semiconductor and electronic component manufacturing	13	5,164	298	28,325	4.4	18.2
33441	Semiconductor and electronic component manufacturing	13	5,164	298	28,325	4.4	18.2
334413	Semiconductors and related device manufacturing	6	2,552	77	15,071	7.8	16.9
334415	Electronic resistor manufacturing	1	e	4	501	25.0	D
334418	Printed circuit assembly manufacturing	3	g	76	8,512	3.9	D
3345	Electronic instrument manufacturing	15	2,069	395	34,973	3.8	5.9
33451	Electronic instrument manufacturing	15	2,069	395	34,973	3.8	5.9
334510	Electromedical apparatus manufacturing	2	f	27	2,491	7.4	D
334511	Search, detection, and navigation instruments	3	f	54	20,373	5.6	D
334513	Industrial process variable instruments	5	282	96	3,169	5.2	8.9
334519	Other measuring and controlling device manufacturing	3	f	67	3,592	4.5	D
335	Electrical equipment and appliance manufacturing	17	3,538	362	18,400	4.7	19.2
3352	Household appliance manufacturing	1	f	24	1,720	4.2	D
33521	Small electrical appliance manufacturing	1	f	12	1,613	8.3	D
335212	Household vacuum cleaner manufacturing	1	f	4	f	25.0	D
3353	Electrical equipment manufacturing	12	2,507	150	7,452	8.0	33.6
33531	Electrical equipment manufacturing	12	2,507	150	7,452	8.0	33.6
335311	Electric power and specialty transformer manufacturing	2	e	22	663	9.1	D
335312	Motor and generator manufacturing	3	g	32	2,266	9.4	D
335313	Switchgear and switchboard apparatus manufacturing	3	f	36	3,122	8.3	D
335314	Relay and industrial control manufacturing	4	268	60	1,401	6.7	19.1
3359	Other electrical equipment and component manufacturing	3	e	119	6,741	2.5	D
33593	Wiring device manufacturing	2	e	32	2,532	6.3	D
335932	Noncurrent-carrying wiring device manufacturing	2	e	14	1,097	14.3	D
336	Transportation equipment manufacturing	35	8,214	778	97,117	4.5	8.5
3361	Motor vehicle manufacturing	2	g	18	6,017	11.1	D
33611	Automobile and light truck manufacturing	2	g	13	h	15.4	D
336112	Light truck and utility vehicle manufacturing	1	g	5	4,358	20.0	D
3363	Motor vehicle parts manufacturing	15	2,014	267	13,107	5.6	15.4
33632	Motor vehicle electric equipment	5	e	51	2,913	9.8	D
33637	Motor vehicle metal stamping	3	421	21	1,426	14.3	29.5
336370	Motor vehicle metal stamping	3	421	21	1,426	14.3	29.5
33639	Other motor vehicle parts manufacturing	5	1,064	80	4,173	6.3	25.5
336391	Motor vehicle air-conditioning manufacturing	3	f	15	1,540	20.0	D
3364	Aerospace product and parts manufacturing	14	h	143	61,552	9.8	D
33641	Aerospace product and parts manufacturing	14	h	143	61,552	9.8	D
336411	Aircraft manufacturing	3	g	36	43,925	8.3	D
336412	Aircraft engine and engine parts manufacturing	8	1,248	29	2,499	27.6	49.9
336413	Other aircraft parts and equipment	2	f	70	11,716	2.9	D
3366	Ship and boat building	2	e	97	5,310	2.1	D
33661	Ship and boat building	2	e	97	5,310	2.1	D

See the note at the end of the table.

Table M2.1 Number and Employment of Foreign-Owned and All U.S. Establishments in Each State, by Detailed Industry—Continues

NAICS code	Industry	Foreign-owned establishments		All U.S. establishments		Foreign-owned establishments as a percentage of all U.S. establishments ¹	
		Number of establishments	Number of employees	Number of establishments	Number of employees	Number of establishments	Number of employees
3369	Other transportation equipment manufacturing	1	f	44	1,222	2.3	D
33699	Other transportation equipment manufacturing	1	f	44	1,222	2.3	D
336992	Military armored vehicles and tank parts manufacturing	1	f	5	859	20.0	D
337	Furniture and related product manufacturing	2	f	1,136	28,314	0.2	D
3379	Other furniture-related product manufacturing	2	f	76	3,688	2.6	D
33792	Blind and shade manufacturing	2	f	37	1,939	5.4	D
337920	Blind and shade manufacturing	2	f	37	1,939	5.4	D
339	Miscellaneous manufacturing	14	2,292	1,946	36,226	0.7	6.3
3391	Medical equipment and supplies manufacturing	10	g	658	13,689	1.5	D
33911	Medical equipment and supplies manufacturing	10	g	658	13,689	1.5	D
339112	Surgical and medical instrument manufacturing	3	899	65	4,482	4.6	20.1
339115	Ophthalmic goods manufacturing	5	807	31	1,844	16.1	43.8
3399	Other miscellaneous manufacturing	4	e	1,288	22,537	0.3	D
33991	Jewelry and silverware manufacturing	1	e	104	2,808	1.0	D
339911	Jewelry, except costume, manufacturing	1	e	75	2,521	1.3	D
Utah							
31-33	Manufacturing	78	10,358	3,365	122,574	2.3	8.5
311	Food manufacturing	6	3,210	273	14,576	2.2	22.0
3114	Fruit and vegetable preserving and specialty	1	g	15	2,300	6.7	D
31141	Frozen food manufacturing	1	g	7	2,114	14.3	D
311412	Frozen specialty food manufacturing	1	g	4	1,906	25.0	D
3115	Dairy product manufacturing	3	544	28	2,939	10.7	18.5
31151	Dairy product, except frozen, manufacturing	2	e	22	2,610	9.1	D
311514	Dry, condensed, and evaporated dairy products	1	e	8	e	12.5	D
3116	Animal slaughtering and processing	1	g	39	1,994	2.6	D
31161	Animal slaughtering and processing	1	g	39	1,994	2.6	D
311611	Animal, except poultry, slaughtering	1	g	22	1,331	4.5	D
326	Plastics and rubber products manufacturing	9	491	165	5,424	5.5	9.1
3261	Plastics product manufacturing	5	e	147	5,032	3.4	D
327	Nonmetallic mineral product manufacturing	21	734	186	5,393	11.3	13.6
3273	Cement and concrete product manufacturing	19	f	95	2,898	20.0	D
331	Primary metal manufacturing	4	f	41	3,565	9.8	D
3314	Other nonferrous metal production	4	f	16	1,657	25.0	D
33141	Other nonferrous metal production	4	f	9	1,620	44.4	D
331411	Primary smelting and refining of copper	2	e	4	679	50.0	D
331419	Primary nonferrous metal, except Cu and Al	2	e	5	941	40.0	D
332	Fabricated metal product manufacturing	8	459	575	12,229	1.4	3.8
333	Machinery manufacturing	5	1,011	169	6,794	3.0	14.9
3336	Turbine and power transmission equipment manufacturing	1	e	7	e	14.3	D
33361	Turbine and power transmission equipment manufacturing	1	e	7	e	14.3	D
333618	Other engine equipment manufacturing	1	e	4	e	25.0	D
334	Computer and electronic product manufacturing	4	1,761	162	13,816	2.5	12.7
3345	Electronic instrument manufacturing	2	g	55	8,172	3.6	D
33451	Electronic instrument manufacturing	2	g	55	8,172	3.6	D
334510	Electromedical apparatus manufacturing	1	g	13	2,438	7.7	D
339	Miscellaneous manufacturing	5	799	442	13,325	1.1	6.0
3399	Other miscellaneous manufacturing	3	f	244	6,731	1.2	D
33995	Sign manufacturing	1	e	69	1,179	1.4	D
339950	Sign manufacturing	1	e	69	1,179	1.4	D
33999	All other miscellaneous manufacturing	2	e	80	1,471	2.5	D
339991	Gasket, packing, and sealing device manufacturing	2	e	6	f	33.3	D
Vermont							
31-33	Manufacturing	23	2,087	1,107	35,557	2.1	5.9
311	Food manufacturing	3	f	142	3,802	2.1	D
3115	Dairy product manufacturing	3	f	20	1,908	15.0	D
31152	Ice cream and frozen dessert manufacturing	2	e	4	f	50.0	D
311520	Ice cream and frozen dessert manufacturing	2	e	4	f	50.0	D
322	Paper manufacturing	1	e	9	806	11.1	D
3221	Pulp, paper, and paperboard mills	1	e	4	569	25.0	D
32213	Paperboard mills	1	e	2	e	50.0	D
322130	Paperboard mills	1	e	2	e	50.0	D
333	Machinery manufacturing	3	1,106	69	3,632	4.3	30.5
3335	Metalworking machinery manufacturing	3	1,106	27	2,065	11.1	53.6
33351	Metalworking machinery manufacturing	3	1,106	27	2,065	11.1	53.6
333514	Special tool, die, jig, and fixture manufacturing	2	f	8	1,009	25.0	D
Virginia							
31-33	Manufacturing	225	37,823	5,779	277,033	3.9	13.7
311	Food manufacturing	13	1,698	389	28,767	3.3	5.9
3118	Bakeries and tortilla manufacturing	9	761	157	4,564	5.7	16.7
31181	Bread and bakery product manufacturing	6	e	145	3,372	4.1	D
311812	Commercial bakeries	6	e	42	2,309	14.3	D
31182	Cookie, cracker, and pasta manufacturing	3	e	12	1,192	25.0	D
311822	Mixes and dough made from purchased flour	2	e	3	409	66.7	D
3119	Other food manufacturing	2	e	44	2,666	4.5	D
31192	Coffee and tea manufacturing	2	e	7	775	28.6	D
311920	Coffee and tea manufacturing	2	e	7	775	28.6	D
312	Beverage and tobacco product manufacturing	4	f	97	7,575	4.1	D
3121	Beverage manufacturing	3	f	87	h	3.4	D
31212	Breweries	1	e	8	g	12.5	D
312120	Breweries	1	e	8	g	12.5	D
313	Textile mills	2	f	65	9,186	3.1	D
3132	Fabric mills	2	f	29	6,400	6.9	D
31321	Broadwoven fabric mills	2	f	13	2,278	15.4	D
313210	Broadwoven fabric mills	2	f	13	2,278	15.4	D

See the note at the end of the table.

Table M2.1 Number and Employment of Foreign-Owned and All U.S. Establishments in Each State, by Detailed Industry—Continues

NAICS code	Industry	Foreign-owned establishments		All U.S. establishments		Foreign-owned establishments as a percentage of all U.S. establishments ¹	
		Number of establishments	Number of employees	Number of establishments	Number of employees	Number of establishments	Number of employees
321	Wood product manufacturing.....	11	851	532	18,819	2.1	4.5
3212	Plywood and engineered wood product manufacturing.....	3	359	69	4,978	4.3	7.2
32121	Plywood and engineered wood product manufacturing.....	3	359	69	4,978	4.3	7.2
3219	Other wood product manufacturing.....	7	e	274	9,504	2.6	D
32191	Millwork.....	3	366	127	5,712	2.4	6.4
321918	Other millwork, including flooring.....	3	366	53	2,025	5.7	18.1
322	Paper manufacturing.....	6	1,014	96	9,947	6.3	10.2
3222	Converted paper product manufacturing.....	6	1,014	87	6,136	6.9	16.5
32221	Paperboard container manufacturing.....	2	e	47	3,224	4.3	D
322211	Corrugated and solid fiber box manufacturing.....	2	e	27	1,682	7.4	D
32229	Other converted paper product manufacturing.....	2	e	11	783	18.2	D
322299	All other converted paper product manufacturing.....	2	e	11	783	18.2	D
323	Printing and related support activities.....	7	1,877	720	17,386	1.0	10.8
3231	Printing and related support activities.....	7	1,877	720	17,386	1.0	10.8
32311	Printing.....	6	g	670	16,702	0.9	D
323110	Commercial lithographic printing.....	4	976	287	9,570	1.4	10.2
323117	Books printing.....	1	f	14	2,104	7.1	D
325	Chemical manufacturing.....	24	3,213	185	15,189	13.0	21.2
3251	Basic chemical manufacturing.....	1	e	31	1,787	3.2	D
32518	Other basic inorganic chemical manufacturing.....	1	e	13	724	7.7	D
325188	All other basic inorganic chemical manufacturing.....	1	e	12	f	8.3	D
3254	Pharmaceutical and medicine manufacturing.....	6	684	21	3,382	28.6	20.2
32541	Pharmaceutical and medicine manufacturing.....	6	684	21	3,382	28.6	20.2
325411	Medicinal and botanical manufacturing.....	1	e	4	g	25.0	D
3259	Other chemical product and preparation manufacturing.....	6	1,440	47	4,018	12.8	35.8
32591	Printing ink manufacturing.....	4	f	13	1,117	30.8	D
325910	Printing ink manufacturing.....	4	f	13	1,117	30.8	D
32599	All other chemical preparation manufacturing.....	1	f	30	g	3.3	D
325998	Other miscellaneous chemical product manufacturing.....	1	f	12	872	8.3	D
326	Plastics and rubber products manufacturing.....	16	3,032	184	22,592	8.7	13.4
3261	Plastics product manufacturing.....	9	1,633	146	17,183	6.2	9.5
32611	Plastics packaging materials, film and sheet.....	2	f	18	3,638	11.1	D
326113	Nonpackaging plastics film and sheet manufacturing.....	2	f	12	2,450	16.7	D
32613	Laminated plastics plate, sheet, and shapes.....	1	e	5	1,107	20.0	D
326130	Laminated plastics plate, sheet, and shapes.....	1	e	5	1,107	20.0	D
32619	Other plastics product manufacturing.....	4	634	85	10,379	4.7	6.1
326191	Plastics plumbing fixture manufacturing.....	1	e	5	f	20.0	D
326199	All other plastics product manufacturing.....	3	e	78	9,548	3.8	D
3262	Rubber product manufacturing.....	7	1,399	38	5,409	18.4	25.9
32621	Tire manufacturing.....	2	f	15	h	13.3	D
326211	Tire manufacturing, except retreading.....	1	f	3	h	33.3	D
32629	Other rubber product manufacturing.....	5	f	21	g	23.8	D
326291	Rubber product manufacturing for mechanical use.....	3	e	9	f	33.3	D
327	Nonmetallic mineral product manufacturing.....	53	2,752	415	12,286	12.8	22.4
3271	Clay product and refractory manufacturing.....	3	e	26	1,344	11.5	D
32712	Clay building material and refractories manufacturing.....	3	e	13	1,293	23.1	D
327121	Brick and structural clay tile manufacturing.....	3	e	7	778	42.9	D
3272	Glass and glass product manufacturing.....	4	283	35	1,664	11.4	17.0
32721	Glass and glass product manufacturing.....	4	283	35	1,664	11.4	17.0
327215	Glass product manufacturing made of purchased glass.....	3	e	28	g	10.7	D
3273	Cement and concrete product manufacturing.....	42	1,716	283	7,023	14.8	24.4
32731	Cement manufacturing.....	5	e	9	362	55.6	D
327310	Cement manufacturing.....	5	e	9	362	55.6	D
32732	Ready-mix concrete manufacturing.....	22	579	168	2,804	13.1	20.6
327320	Ready-mix concrete manufacturing.....	22	579	168	2,804	13.1	20.6
32733	Concrete pipe, brick, and block manufacturing.....	12	e	43	1,039	27.9	D
32739	Other concrete product manufacturing.....	3	f	63	2,818	4.8	D
327390	Other concrete product manufacturing.....	3	f	63	2,818	4.8	D
3279	Other nonmetallic mineral products.....	3	360	65	1,797	4.6	20.0
331	Primary metal manufacturing.....	7	g	52	6,120	13.5	D
3311	Iron and steel mills and ferroalloy manufacturing.....	4	734	8	1,294	50.0	56.7
33111	Iron and steel mills and ferroalloy manufacturing.....	4	734	8	1,294	50.0	56.7
331111	Iron and steel mills.....	4	734	8	1,294	50.0	56.7
332	Fabricated metal product manufacturing.....	17	3,928	815	20,408	2.1	19.2
3322	Cutlery and handtool manufacturing.....	3	565	18	845	16.7	66.9
33221	Cutlery and handtool manufacturing.....	3	565	18	845	16.7	66.9
332212	Hand and edge tool manufacturing.....	3	565	14	710	21.4	79.6
3323	Architectural and structural metals manufacturing.....	4	271	257	6,751	1.6	4.0
3324	Boiler, tank, and shipping container manufacturing.....	5	2,584	31	3,799	16.1	68.0
33241	Power boiler and heat exchanger manufacturing.....	3	g	9	2,712	33.3	D
332410	Power boiler and heat exchanger manufacturing.....	3	g	9	2,712	33.3	D
3325	Hardware manufacturing.....	1	e	6	e	16.7	D
33251	Hardware manufacturing.....	1	e	6	e	16.7	D
332510	Hardware manufacturing.....	1	e	6	e	16.7	D
333	Machinery manufacturing.....	22	4,651	302	17,057	7.3	27.3
3331	Agricultural, construction, and mining machinery manufacturing.....	6	2,489	48	4,308	12.5	57.8
33311	Agricultural implement manufacturing.....	2	g	8	g	25.0	D
333112	Lawn and garden equipment manufacturing.....	2	g	4	g	50.0	D
33312	Construction machinery manufacturing.....	3	f	16	f	18.8	D
333120	Construction machinery manufacturing.....	3	f	16	f	18.8	D
3332	Industrial machinery manufacturing.....	4	508	46	1,644	8.7	30.9
33329	Other industrial machinery manufacturing.....	3	e	34	1,079	8.8	D
333293	Printing machinery and equipment manufacturing.....	1	f	6	416	16.7	D
3334	HVAC and commercial refrigeration equipment.....	5	f	28	4,618	17.9	D
33341	HVAC and commercial refrigeration equipment.....	5	f	28	4,618	17.9	D
333415	AC, refrigeration, and forced air heating.....	5	f	16	3,945	31.3	D
3339	Other general purpose machinery manufacturing.....	5	369	90	3,931	5.6	9.4
33399	All other general purpose machinery manufacturing.....	3	e	38	1,325	7.9	D
334	Computer and electronic product manufacturing.....	9	4,223	222	16,188	4.1	26.1
3344	Semiconductor and electronic component manufacturing.....	3	h	52	6,828	5.8	D
33441	Semiconductor and electronic component manufacturing.....	3	h	52	6,828	5.8	D
334413	Semiconductors and related device manufacturing.....	2	h	8	4,471	25.0	D
334418	Printed circuit assembly manufacturing.....	1	e	12	819	8.3	D

See the note at the end of the table.

Table M2.1 Number and Employment of Foreign-Owned and All U.S. Establishments in Each State, by Detailed Industry—Continues

NAICS code	Industry	Foreign-owned establishments		All U.S. establishments		Foreign-owned establishments as a percentage of all U.S. establishments ¹	
		Number of establishments	Number of employees	Number of establishments	Number of employees	Number of establishments	Number of employees
3345	Electronic instrument manufacturing.....	5	f	82	6,835	6.1	D
33451	Electronic instrument manufacturing.....	5	f	82	6,835	6.1	D
334511	Search, detection, and navigation instruments.....	1	e	11	4,859	9.1	D
334515	Electricity and signal testing instruments.....	1	e	13	754	7.7	D
335	Electrical equipment and appliance manufacturing.....	8	1,766	111	7,448	7.2	23.7
3353	Electrical equipment manufacturing.....	6	g	61	4,373	9.8	D
33531	Electrical equipment manufacturing.....	6	g	61	4,373	9.8	D
335311	Electric power and specialty transformer manufacturing.....	2	f	12	1,604	16.7	D
335314	Relay and industrial control manufacturing.....	3	f	26	1,813	11.5	D
3359	Other electrical equipment and component manufacturing.....	2	e	35	2,010	5.7	D
336	Transportation equipment manufacturing.....	14	6,172	200	38,010	7.0	16.2
3361	Motor vehicle manufacturing.....	2	h	4	h	50.0	D
33612	Heavy duty truck manufacturing.....	2	h	2	h	100.0	D
336120	Heavy duty truck manufacturing.....	2	h	2	h	100.0	D
3363	Motor vehicle parts manufacturing.....	9	2,072	78	6,853	11.5	30.2
33633	Motor vehicle steering and suspension parts.....	2	e	4	e	50.0	D
336330	Motor vehicle steering and suspension parts.....	2	e	4	e	50.0	D
33634	Motor vehicle brake system manufacturing.....	2	f	8	1,216	25.0	D
336340	Motor vehicle brake system manufacturing.....	2	f	8	1,216	25.0	D
33635	Motor vehicle power train components manufacturing.....	2	e	10	567	20.0	D
336350	Motor vehicle power train components manufacturing.....	2	e	10	567	20.0	D
33639	Other motor vehicle parts manufacturing.....	2	f	16	1,776	12.5	D
336399	All other motor vehicle parts manufacturing.....	2	f	16	1,776	12.5	D
3366	Ship and boat building.....	1	f	53	23,110	1.9	D
33661	Ship and boat building.....	1	f	53	23,110	1.9	D
336611	Ship building and repairing.....	1	f	39	22,890	2.6	D
Washington							
31-33	Manufacturing.....	204	24,060	7,644	269,575	2.7	8.9
311	Food manufacturing.....	12	1,397	749	36,456	1.6	5.8
3114	Fruit and vegetable preserving and specialty.....	3	546	78	10,351	3.8	3.3
31141	Frozen food manufacturing.....	2	e	40	7,423	5.0	D
311411	Frozen fruit and vegetable manufacturing.....	2	e	32	6,715	6.3	D
3117	Seafood product preparation and packaging.....	4	e	98	9,080	4.1	D
31171	Seafood product preparation and packaging.....	4	e	98	9,080	4.1	D
311712	Fresh and frozen seafood processing.....	4	e	81	8,820	4.9	D
3118	Bakeries and tortilla manufacturing.....	3	394	248	5,081	1.2	7.8
31183	Tortilla manufacturing.....	1	e	6	e	16.7	D
311830	Tortilla manufacturing.....	1	e	6	e	16.7	D
321	Wood product manufacturing.....	10	932	521	19,017	1.9	4.9
3211	Sawmills and wood preservation.....	5	518	166	8,140	3.0	6.4
32111	Sawmills and wood preservation.....	5	518	166	8,140	3.0	6.4
321113	Sawmills.....	5	518	149	7,390	3.4	7.0
3219	Other wood product manufacturing.....	5	414	287	7,517	1.7	5.5
32191	Millwork.....	4	e	146	4,268	2.7	D
322	Paper manufacturing.....	10	2,546	100	11,360	10.0	22.4
3221	Pulp, paper, and paperboard mills.....	2	g	18	6,106	11.1	D
32212	Paper mills.....	2	g	12	4,779	16.7	D
322121	Paper, except newsprint, mills.....	1	g	8	3,734	12.5	D
3222	Converted paper product manufacturing.....	8	f	82	5,254	9.8	D
32221	Paperboard container manufacturing.....	4	f	37	3,179	10.8	D
322211	Corrugated and solid fiber box manufacturing.....	3	e	23	2,162	13.0	D
324	Petroleum and coal products manufacturing.....	7	g	35	2,558	20.0	D
3241	Petroleum and coal products manufacturing.....	7	g	35	2,558	20.0	D
32411	Petroleum refineries.....	2	g	6	2,030	33.3	D
324110	Petroleum refineries.....	2	g	6	2,030	33.3	D
325	Chemical manufacturing.....	21	1,297	266	5,847	7.9	22.2
3251	Basic chemical manufacturing.....	9	f	39	1,232	23.1	D
32518	Other basic inorganic chemical manufacturing.....	4	621	14	709	28.6	87.6
325188	All other basic inorganic chemical manufacturing.....	4	621	14	709	28.6	87.6
3254	Pharmaceutical and medicine manufacturing.....	6	284	47	2,089	12.8	13.6
32541	Pharmaceutical and medicine manufacturing.....	6	284	47	2,089	12.8	13.6
326	Plastics and rubber products manufacturing.....	17	1,327	241	11,767	7.1	11.3
3261	Plastics product manufacturing.....	14	g	219	11,337	6.4	D
32619	Other plastics product manufacturing.....	7	749	147	6,933	4.8	10.8
326199	All other plastics product manufacturing.....	5	f	137	6,541	3.6	D
327	Nonmetallic mineral product manufacturing.....	55	2,878	374	9,530	14.7	30.2
3272	Glass and glass product manufacturing.....	8	g	79	2,310	10.1	D
32721	Glass and glass product manufacturing.....	8	g	79	2,310	10.1	D
327213	Glass container manufacturing.....	1	e	1	e	100.0	D
327215	Glass product manufacturing made of purchased glass.....	6	616	51	1,370	11.8	45.0
3273	Cement and concrete product manufacturing.....	44	1,676	192	5,367	22.9	31.2
32732	Ready-mix concrete manufacturing.....	33	883	95	2,571	34.7	34.3
327320	Ready-mix concrete manufacturing.....	33	883	95	2,571	34.7	34.3
32739	Other concrete product manufacturing.....	6	f	64	1,990	9.4	D
327390	Other concrete product manufacturing.....	6	f	64	1,990	9.4	D
331	Primary metal manufacturing.....	3	e	85	6,830	3.5	D
3314	Other nonferrous metal production.....	2	e	22	g	9.1	D
33141	Other nonferrous metal production.....	1	e	8	385	12.5	D
331419	Primary nonferrous metal, except Cu and Al.....	1	e	8	385	12.5	D
332	Fabricated metal product manufacturing.....	14	1,396	1,265	22,900	1.1	6.1
3327	Machine shops and threaded product manufacturing.....	3	518	511	6,553	0.6	7.9
33272	Turned product and screw, nut, and bolt manufacturing.....	2	e	59	1,774	3.4	D
332721	Precision turned product manufacturing.....	2	e	55	1,687	3.6	D
3328	Coating, engraving, and heat treating metals.....	3	e	103	2,795	2.9	D
33281	Coating, engraving, and heat treating metals.....	3	e	103	2,795	2.9	D
332812	Metal coating and nonprecious engraving.....	2	e	45	1,206	4.4	D
333	Machinery manufacturing.....	13	1,124	441	16,787	2.9	6.7
3339	Other general purpose machinery manufacturing.....	5	765	124	6,749	4.0	11.3
33391	Pump and compressor manufacturing.....	1	e	13	655	7.7	D
333911	Pump and pumping equipment manufacturing.....	1	e	7	616	14.3	D
33392	Material handling equipment manufacturing.....	3	e	45	4,547	6.7	D

See the note at the end of the table.

Table M2.1 Number and Employment of Foreign-Owned and All U.S. Establishments in Each State, by Detailed Industry—Continues

NAICS code	Industry	Foreign-owned establishments		All U.S. establishments		Foreign-owned establishments as a percentage of all U.S. establishments ¹	
		Number of establishments	Number of employees	Number of establishments	Number of employees	Number of establishments	Number of employees
334	Computer and electronic product manufacturing	12	3,371	356	21,821	3.4	15.4
3344	Semiconductor and electronic component manufacturing	3	g	90	7,252	3.3	D
33441	Semiconductor and electronic component manufacturing	3	g	90	7,252	3.3	D
334413	Semiconductors and related device manufacturing	3	g	23	2,827	13.0	D
3345	Electronic instrument manufacturing	5	g	134	9,326	3.7	D
33451	Electronic instrument manufacturing	5	g	134	9,326	3.7	D
334510	Electromedical apparatus manufacturing	1	f	16	3,817	6.3	D
335	Electrical equipment and appliance manufacturing	3	417	128	2,977	2.3	14.0
3352	Household appliance manufacturing	1	e	8	431	12.5	D
33521	Small electrical appliance manufacturing	1	e	7	e	14.3	D
335211	Electric housewares and household fan manufacturing	1	e	6	e	16.7	D
336	Transportation equipment manufacturing	15	3,546	448	66,048	3.3	5.4
3363	Motor vehicle parts manufacturing	2	e	87	2,530	2.3	D
33639	Other motor vehicle parts manufacturing	2	e	29	1,575	6.9	D
336399	All other motor vehicle parts manufacturing	2	e	28	g	7.1	D
3364	Aerospace product and parts manufacturing	8	2,921	108	52,713	7.4	5.5
33641	Aerospace product and parts manufacturing	8	2,921	108	52,713	7.4	5.5
336413	Other aircraft parts and equipment	7	h	79	j	8.9	D
337	Furniture and related product manufacturing	2	f	526	8,718	0.4	D
3371	Household and institutional furniture manufacturing	2	f	400	5,373	0.5	D
33711	Wood kitchen cabinet and countertop manufacturing	2	f	270	3,966	0.7	D
337110	Wood kitchen cabinet and countertop manufacturing	2	f	270	3,966	0.7	D
339	Miscellaneous manufacturing	6	1,239	924	10,781	0.6	11.5
3391	Medical equipment and supplies manufacturing	4	e	396	4,467	1.0	D
33911	Medical equipment and supplies manufacturing	4	e	396	4,467	1.0	D
3399	Other miscellaneous manufacturing	2	f	528	6,314	0.4	D
33992	Sporting and athletic goods manufacturing	2	f	74	1,927	2.7	D
339920	Sporting and athletic goods manufacturing	2	f	74	1,927	2.7	D
West Virginia							
31-33	Manufacturing	49	11,264	1,414	59,841	3.5	18.8
323	Printing and related support activities	1	e	103	2,513	1.0	D
3231	Printing and related support activities	1	e	103	2,513	1.0	D
32311	Printing	1	e	98	2,472	1.0	D
323117	Books printing	1	e	3	e	33.3	D
325	Chemical manufacturing	12	2,182	80	9,765	15.0	22.3
3251	Basic chemical manufacturing	6	g	42	4,082	14.3	D
32519	Other basic organic chemical manufacturing	4	g	17	3,026	23.5	D
325192	Cyclic crude and intermediate manufacturing	1	f	1	f	100.0	D
325199	All other basic organic chemical manufacturing	3	f	14	g	21.4	D
3252	Resin, rubber, and artificial fibers manufacturing	2	f	8	h	25.0	D
32521	Resin and synthetic rubber manufacturing	2	f	7	2,605	28.6	D
325211	Plastics material and resin manufacturing	2	f	7	2,605	28.6	D
3256	Soap, cleaning compound, and toiletry manufacturing	2	e	3	e	66.7	D
32561	Soap and cleaning compound manufacturing	2	e	3	e	66.7	D
326	Plastics and rubber products manufacturing	1	e	51	3,434	2.0	D
3261	Plastics product manufacturing	1	e	35	2,777	2.9	D
32619	Other plastics product manufacturing	1	e	24	2,227	4.2	D
326199	All other plastics product manufacturing	1	e	23	g	4.3	D
327	Nonmetallic mineral product manufacturing	9	1,001	129	4,425	7.0	22.6
3271	Clay product and refractory manufacturing	2	f	11	1,738	18.2	D
32712	Clay building material and refractories manufacturing	2	f	5	f	40.0	D
327125	Nonclay refractory manufacturing	2	f	2	f	100.0	D
331	Primary metal manufacturing	4	3,542	35	6,754	11.4	52.4
3311	Iron and steel mills and ferroalloy manufacturing	2	g	7	2,465	28.6	D
33111	Iron and steel mills and ferroalloy manufacturing	2	g	7	2,465	28.6	D
331111	Iron and steel mills	2	g	6	g	33.3	D
3313	Alumina and aluminum production	2	g	9	2,407	22.2	D
33131	Alumina and aluminum production	2	g	9	2,407	22.2	D
331312	Primary aluminum production	1	f	2	f	50.0	D
331315	Aluminum sheet, plate, and foil manufacturing	1	g	5	1,603	20.0	D
332	Fabricated metal product manufacturing	7	920	291	7,086	2.4	13.0
3323	Architectural and structural metals manufacturing	1	e	64	1,802	1.6	D
33232	Ornamental and architectural metal products	1	e	28	1,051	3.6	D
332322	Sheet metal work manufacturing	1	e	20	792	5.0	D
3328	Coating, engraving, and heat treating metals	2	e	21	913	9.5	D
33281	Coating, engraving, and heat treating metals	2	e	21	913	9.5	D
336	Transportation equipment manufacturing	5	1,704	37	4,664	13.5	36.5
3363	Motor vehicle parts manufacturing	4	g	17	1,917	23.5	D
33631	Motor vehicle gasoline engine and parts manufacturing	1	g	2	g	50.0	D
336312	Gasoline engine and engine parts manufacturing	1	g	2	g	50.0	D
33639	Other motor vehicle parts manufacturing	1	e	4	e	25.0	D
336399	All other motor vehicle parts manufacturing	1	e	4	e	25.0	D
339	Miscellaneous manufacturing	1	f	87	1,568	1.1	D
3391	Medical equipment and supplies manufacturing	1	f	39	1,044	2.6	D
33911	Medical equipment and supplies manufacturing	1	f	39	1,044	2.6	D
339113	Surgical appliance and supplies manufacturing	1	f	10	f	10.0	D
Wisconsin							
31-33	Manufacturing	238	37,669	9,668	486,907	2.5	7.7
311	Food manufacturing	49	6,988	962	60,463	5.1	11.6
3111	Animal food manufacturing	5	e	79	1,834	6.3	D
31111	Animal food manufacturing	5	e	79	1,834	6.3	D
311111	Dog and cat food manufacturing	3	e	12	360	25.0	D
3113	Sugar and confectionery product manufacturing	2	f	65	1,828	3.1	D
31132	Confectionery manufacturing from cacao beans	2	f	9	965	22.2	D
311320	Confectionery manufacturing from cacao beans	2	f	9	965	22.2	D
3114	Fruit and vegetable preserving and specialty	4	g	84	8,965	4.8	D
31141	Frozen food manufacturing	4	g	31	4,798	12.9	D
311411	Frozen fruit and vegetable manufacturing	4	g	12	2,715	33.3	D

See the note at the end of the table.

Table M2.1 Number and Employment of Foreign-Owned and All U.S. Establishments in Each State, by Detailed Industry—Continues

NAICS code	Industry	Foreign-owned establishments		All U.S. establishments		Foreign-owned establishments as a percentage of all U.S. establishments ¹	
		Number of establishments	Number of employees	Number of establishments	Number of employees	Number of establishments	Number of employees
3115	Dairy product manufacturing.....	22	2,784	227	18,207	9.7	15.3
31151	Dairy product, except frozen, manufacturing	22	2,784	220	17,944	10.0	15.5
311513	Cheese manufacturing.....	14	1,811	170	14,007	8.2	12.9
311514	Dry, condensed, and evaporated dairy products.....	8	973	30	2,469	26.7	39.4
3118	Bakeries and tortilla manufacturing.....	2	e	235	4,995	0.9	D
3119	Other food manufacturing	13	1,364	112	6,305	11.6	21.6
31194	Seasoning and dressing manufacturing.....	5	f	31	1,519	16.1	D
311941	Mayonnaise, dressing, and sauce manufacturing.....	4	f	11	645	36.4	D
31199	All other food manufacturing.....	6	597	48	3,094	12.5	19.3
311999	All other miscellaneous food manufacturing	6	597	33	2,189	18.2	27.3
312	Beverage and tobacco product manufacturing.....	5	f	67	2,555	7.5	D
3121	Beverage manufacturing	5	f	67	2,555	7.5	D
31212	Breweries.....	3	f	21	1,438	14.3	D
312120	Breweries.....	3	f	21	1,438	14.3	D
313	Textile mills.....	3	352	30	1,834	10.0	19.2
3132	Fabric mills.....	3	352	19	1,593	15.8	22.1
322	Paper manufacturing.....	17	6,007	244	32,302	7.0	18.6
3221	Pulp, paper, and paperboard mills	9	4,019	49	14,483	18.4	27.7
32212	Paper mills.....	9	4,019	37	13,196	24.3	30.5
322121	Paper, except newsprint, mills.....	9	4,019	37	13,196	24.3	30.5
3222	Converted paper product manufacturing.....	8	1,988	195	17,819	4.1	11.2
32221	Paperboard container manufacturing.....	4	f	79	6,297	5.1	D
322211	Corrugated and solid fiber box manufacturing	2	e	54	4,259	3.7	D
322212	Folding paperboard box manufacturing	1	e	13	1,385	7.7	D
32222	Paper bag and coated and treated paper manufacturing.....	3	480	43	4,486	7.0	10.7
322222	Coated and laminated paper manufacturing.....	3	480	22	3,241	13.6	14.8
32229	Other converted paper product manufacturing.....	1	f	59	5,734	1.7	D
322291	Sanitary paper product manufacturing.....	1	f	30	3,790	3.3	D
325	Chemical manufacturing	25	1,330	343	14,836	7.3	9.0
3251	Basic chemical manufacturing	8	447	48	2,221	16.7	20.1
32518	Other basic inorganic chemical manufacturing.....	4	254	12	307	33.3	82.7
325188	All other basic inorganic chemical manufacturing.....	4	254	12	307	33.3	82.7
3252	Resin, rubber, and artificial fibers manufacturing.....	2	e	37	1,686	5.4	D
32521	Resin and synthetic rubber manufacturing.....	2	e	36	g	5.6	D
326	Plastics and rubber products manufacturing.....	19	2,161	478	30,349	4.0	7.1
3261	Plastics product manufacturing.....	18	g	434	28,033	4.1	D
32611	Plastics packaging materials, film and sheet	5	f	74	6,951	6.8	D
326112	Plastics packaging film and sheet manufacturing	3	f	29	4,077	10.3	D
32619	Other plastics product manufacturing	7	997	282	16,475	2.5	6.1
326199	All other plastics product manufacturing.....	7	997	266	16,161	2.6	6.2
3262	Rubber product manufacturing.....	1	e	44	2,316	2.3	D
32629	Other rubber product manufacturing.....	1	e	34	1,906	2.9	D
326299	All other rubber product manufacturing.....	1	e	29	1,543	3.4	D
327	Nonmetallic mineral product manufacturing.....	23	861	394	10,632	5.8	8.1
3272	Glass and glass product manufacturing.....	2	e	43	3,276	4.7	D
32721	Glass and glass product manufacturing.....	2	e	43	3,276	4.7	D
327213	Glass container manufacturing.....	1	e	2	e	50.0	D
3273	Cement and concrete product manufacturing.....	18	294	248	4,553	7.3	6.5
331	Primary metal manufacturing.....	7	3,023	177	22,417	4.0	13.5
3315	Foundries.....	5	h	132	18,687	3.8	D
33151	Ferrous metal foundries.....	3	h	63	11,803	4.8	D
331511	Iron foundries.....	3	h	35	8,386	8.6	D
332	Fabricated metal product manufacturing.....	20	2,187	2,049	70,260	1.0	3.1
3321	Forging and stamping	5	938	117	8,380	4.3	11.2
33211	Forging and stamping	5	938	117	8,380	4.3	11.2
332117	Powder metallurgy part manufacturing	3	f	6	927	50.0	D
3323	Architectural and structural metals manufacturing.....	5	557	366	16,944	1.4	3.3
33231	Plate work and fabricated structural products.....	3	e	171	6,866	1.8	D
33232	Ornamental and architectural metal products.....	2	e	195	10,078	1.0	D
332321	Metal window and door manufacturing	2	e	38	2,738	5.3	D
3324	Boiler, tank, and shipping container manufacturing	3	345	65	4,121	4.6	8.4
33242	Metal tank, heavy gauge, manufacturing	2	e	31	1,781	6.5	D
332420	Metal tank, heavy gauge, manufacturing	2	e	31	1,781	6.5	D
333	Machinery manufacturing.....	37	6,309	1,134	64,761	3.3	9.7
3331	Agricultural, construction, and mining machinery manufacturing.....	6	1,397	110	14,275	5.5	9.8
33311	Agricultural implement manufacturing.....	2	f	55	i	3.6	D
333111	Farm machinery and equipment manufacturing	2	f	47	4,111	4.3	D
33312	Construction machinery manufacturing	4	f	51	7,260	7.8	D
333120	Construction machinery manufacturing	4	f	51	7,260	7.8	D
3332	Industrial machinery manufacturing.....	11	1,165	186	8,739	5.9	13.3
33329	Other industrial machinery manufacturing.....	10	g	156	7,898	6.4	D
333291	Paper industry machinery manufacturing	5	725	44	4,010	11.4	18.1
333294	Food product machinery manufacturing	2	e	43	1,996	4.7	D
3333	Commercial and service industry machinery.....	3	1,519	61	5,283	4.9	28.8
33331	Commercial and service industry machinery.....	3	1,519	61	5,283	4.9	28.8
333312	Commercial laundry and drycleaning machinery	1	g	3	g	33.3	D
3335	Metalworking machinery manufacturing.....	4	f	375	8,118	1.1	D
33351	Metalworking machinery manufacturing.....	4	f	375	8,118	1.1	D
333515	Cutting tool and machine tool accessory manufacturing	2	e	64	1,317	3.1	D
3339	Other general purpose machinery manufacturing	11	1,382	278	14,079	4.0	9.8
33391	Pump and compressor manufacturing	2	e	29	2,823	6.9	D
333911	Pump and pumping equipment manufacturing	2	e	22	1,898	9.1	D
33399	All other general purpose machinery manufacturing	6	881	173	7,922	3.5	11.1
333993	Packaging machinery manufacturing.....	3	779	33	1,855	9.1	42.0
334	Computer and electronic product manufacturing	3	277	261	22,402	1.1	1.2
3345	Electronic instrument manufacturing.....	3	277	106	11,548	2.8	2.4
33451	Electronic instrument manufacturing.....	3	277	106	11,548	2.8	2.4

See the note at the end of the table.

Table M2.1 Number and Employment of Foreign-Owned and All U.S. Establishments in Each State, by Detailed Industry—Table Ends

NAICS code	Industry	Foreign-owned establishments		All U.S. establishments		Foreign-owned establishments as a percentage of all U.S. establishments ¹	
		Number of establishments	Number of employees	Number of establishments	Number of employees	Number of establishments	Number of employees
335	Electrical equipment and appliance manufacturing	8	2,498	199	24,534	4.0	10.2
3353	Electrical equipment manufacturing	6	g	105	14,858	5.7	D
33531	Electrical equipment manufacturing	6	g	105	14,858	5.7	D
335311	Electric power and specialty transformer manufacturing	3	f	9	1,795	33.3	D
335313	Switchgear and switchboard apparatus manufacturing	1	e	15	1,081	6.7	D
335314	Relay and industrial control manufacturing	2	f	45	5,749	4.4	D
3359	Other electrical equipment and component manufacturing	2	f	62	4,265	3.2	D
33593	Wiring device manufacturing	1	e	18	1,417	5.6	D
335931	Current-carrying wiring device manufacturing	1	e	14	g	7.1	D
336	Transportation equipment manufacturing	7	h	286	33,982	2.4	D
3363	Motor vehicle parts manufacturing	6	2,924	146	14,298	4.1	20.5
33631	Motor vehicle gasoline engine and parts manufacturing	6	2,924	31	4,366	19.4	67.0
336311	Carburetor, piston ring, and valve manufacturing	4	g	6	2,006	66.7	D
336312	Gasoline engine and engine parts manufacturing	2	f	25	2,360	8.0	D
339	Miscellaneous manufacturing	6	1,328	684	14,551	0.9	9.1
3399	Other miscellaneous manufacturing	5	g	433	9,780	1.2	D
33999	All other miscellaneous manufacturing	3	g	183	4,472	1.6	D
339999	All other miscellaneous manufacturing	1	f	133	2,466	0.8	D
Wyoming							
31-33	Manufacturing	18	1,254	595	11,557	3.0	10.9
325	Chemical manufacturing	4	437	38	2,468	10.5	17.7
3251	Basic chemical manufacturing	1	e	10	1,544	10.0	D
32518	Other basic inorganic chemical manufacturing	1	e	4	g	25.0	D
325181	Alkalies and chlorine manufacturing	1	e	3	1,143	33.3	D
333	Machinery manufacturing	4	503	42	1,291	9.5	39.0
3331	Agricultural, construction, and mining machinery manufacturing	2	e	18	f	11.1	D
33313	Mining and oil and gas field machinery manufacturing	2	e	13	584	15.4	D
333132	Oil and gas field machinery and equipment	2	e	11	f	18.2	D

NOTES: This table shows all three-, four-, five-, and six-digit industries in which foreign-owned establishments have at least 250 employees.

The following ranges are given in employment cells that are suppressed: a—0 to 19; b—20 to 99; c—100 to 249; e—250 to 499; f—500 to 999; g—1,000 to 2,499; h—2,500 to 4,999; i—5,000 to 9,999; j—10,000 to 24,999; k—25,000 to 49,999; l—50,000 to 99,999; m—100,000 or more.

Table M3.1 Selected Data for Canadian-Owned Establishments, by Industry—Continues

NAICS code	Industry	Number of establishments	Number of employees	Payroll (millions of dollars)	Production workers			Millions of dollars				
					Number	Wages (millions of dollars)	Hours worked (thousands)	Value added by manufactures	Cost of materials ¹	Value of shipments	Expenditures for new plant and equipment	Inventories (end of 2007)
31–33	Manufacturing	684	130,373	6,411	96,910	4,203	200,574	23,851	30,510	54,605	1,859	7,732
311	Food manufacturing	79	j	D	j	D	D	D	D	D	144	D
3111	Animal food manufacturing.....	4	f	D	f	D	D	D	D	D	D	D
31111	Animal food manufacturing.....	4	f	D	f	D	D	D	D	D	D	D
3112	Grain and oilseed milling.....	2	a	D	a	D	D	D	D	D	D	D
31121	Flour milling and malt manufacturing.....	2	a	D	a	D	D	D	D	D	D	D
3114	Fruit and vegetable preserving and specialty.....	15	h	D	h	D	D	D	D	D	D	D
31141	Frozen food manufacturing.....	13	h	D	h	D	D	D	D	D	D	D
311411	Frozen fruit and vegetable manufacturing.....	11	h	D	h	D	D	D	D	D	D	D
31142	Fruit and vegetable canning and drying.....	2	b	D	b	D	D	D	D	D	D	D
3115	Dairy product manufacturing.....	15	g	D	g	D	D	D	D	D	D	D
31151	Dairy product, except frozen, manufacturing.....	15	g	D	g	D	D	D	D	D	D	D
3116	Animal slaughtering and processing.....	1	e	D	e	D	D	D	D	D	D	D
31161	Animal slaughtering and processing.....	1	e	D	e	D	D	D	D	D	D	D
3117	Seafood product preparation and packaging.....	5	f	D	f	D	D	D	D	D	D	D
31171	Seafood product preparation and packaging.....	5	f	D	f	D	D	D	D	D	D	D
3118	Bakeries and tortilla manufacturing.....	33	i	D	h	D	D	D	D	D	D	D
31181	Bread and bakery product manufacturing.....	26	h	D	h	D	D	D	D	D	D	D
311812	Commercial bakeries.....	22	h	D	g	D	D	D	D	D	D	D
31182	Cookie, cracker, and pasta manufacturing.....	6	f	D	f	D	D	D	D	D	D	D
31183	Tortilla manufacturing.....	1	b	D	a	D	D	D	D	D	D	D
3119	Other food manufacturing.....	4	e	D	e	D	D	D	D	D	3	D
31194	Seasoning and dressing manufacturing.....	1	e	D	c	D	D	D	D	D	D	D
31199	All other food manufacturing.....	3	b	D	b	D	D	D	D	D	D	D
312	Beverage and tobacco product manufacturing	38	h	D	g	D	D	D	D	D	58	D
3121	Beverage manufacturing.....	38	h	D	g	D	D	D	D	D	58	D
31211	Soft drink and ice manufacturing.....	36	f	D	f	D	D	D	D	D	D	D
31212	Breweries.....	2	g	D	g	D	D	D	D	D	D	D
313	Textile mills	5	f	D	e	D	D	D	D	D	D	D
3131	Fiber, yarn, and thread mills.....	1	b	D	b	D	D	D	D	D	D	D
31311	Fiber, yarn, and thread mills.....	1	b	D	b	D	D	D	D	D	D	D
3132	Fabric mills.....	4	f	D	e	D	D	D	D	D	D	D
31321	Broadwoven fabric mills.....	1	c	D	c	D	D	D	D	D	D	D
31323	Nonwoven fabric mills.....	2	e	D	c	D	D	D	D	D	D	D
31324	Knit fabric mills.....	1	b	D	b	D	D	D	D	D	D	D
314	Textile product mills	4	c	D	c	D	D	D	D	D	*	D
3141	Textile furnishings mills.....	2	c	D	b	D	D	D	D	D	D	D
31411	Carpet and rug mills.....	1	b	D	b	D	D	D	D	D	D	D
31412	Curtain and linen mills.....	1	b	D	a	D	D	D	D	D	D	D
3149	Other textile product mills.....	2	b	D	b	D	D	D	D	D	D	D
31491	Textile bag and canvas mills.....	1	b	D	b	D	D	D	D	D	D	D
31499	All other textile product mills.....	1	a	D	a	D	D	D	D	D	D	D
315	Apparel manufacturing	1	c	D	c	D	D	D	D	D	D	D
3151	Apparel knitting mills.....	1	c	D	c	D	D	D	D	D	D	D
31511	Hosiery and sock mills.....	1	c	D	c	D	D	D	D	D	D	D
321	Wood product manufacturing	50	5,780	179	5,063	138	9,354	485	1,103	1,603	67	160
3211	Sawmills and wood preservation.....	28	3,732	91	3,415	75	5,942	248	630	895	40	103
32111	Sawmills and wood preservation.....	28	3,732	91	3,415	75	5,942	248	630	895	40	103
321113	Sawmills.....	25	h	D	h	D	D	D	D	D	D	D
3212	Plywood and engineered wood product manufacturing.....	10	g	D	f	D	D	D	D	D	D	D
32121	Plywood and engineered wood product manufacturing.....	10	g	D	f	D	D	D	D	D	D	D
3219	Other wood product manufacturing.....	12	g	D	f	D	D	D	D	D	D	D
32191	Millwork.....	8	f	D	f	D	D	D	D	D	7	D
32199	All other wood product manufacturing.....	4	e	D	c	D	D	D	D	D	D	D
322	Paper manufacturing	59	9,736	493	7,405	341	15,827	1,593	2,480	4,041	123	373
3221	Pulp, paper, and paperboard mills.....	15	3,996	240	3,086	168	6,625	748	1,335	2,094	47	179
32211	Pulp mills.....	3	e	D	c	D	D	D	D	D	D	D
32212	Paper mills.....	10	h	D	h	D	D	D	D	D	32	D
322121	Paper, except newsprint, mills.....	8	h	D	g	D	D	D	D	D	D	D
32213	Paperboard mills.....	2	e	D	e	D	D	D	D	D	D	D
3222	Converted paper product manufacturing.....	44	5,740	253	4,319	173	9,202	844	1,145	1,947	76	194
32221	Paperboard container manufacturing.....	20	h	D	h	D	D	D	D	D	33	D
32222	Paper bag and coated and treated paper manufacturing.....	14	g	D	g	D	D	D	D	D	35	D
32223	Stationery product manufacturing.....	1	a	D	a	D	D	D	D	D	D	D
32229	Other converted paper product manufacturing.....	9	f	D	e	D	D	D	D	D	D	D
323	Printing and related support activities	69	21,675	934	17,546	693	37,723	2,223	1,682	3,916	290	223
3231	Printing and related support activities.....	69	21,675	934	17,546	693	37,723	2,223	1,682	3,916	290	223
32311	Printing.....	58	21,230	910	17,235	678	37,117	2,169	1,670	3,849	288	219
323110	Commercial lithographic printing.....	31	12,687	534	10,622	408	22,822	1,183	931	2,114	D	112
323111	Commercial gravure printing.....	9	h	D	h	D	D	D	D	D	D	D
323117	Books printing.....	7	h	D	h	D	D	D	D	D	D	D
32312	Support activities for printing.....	11	445	24	311	15	606	54	12	68	2	4
324	Petroleum and coal products manufacturing	11	f	D	f	D	D	D	D	D	60	D
3241	Petroleum and coal products manufacturing.....	11	f	D	f	D	D	D	D	D	60	D
32411	Petroleum refineries.....	2	e	D	c	D	D	D	D	D	D	D
32412	Asphalt paving and roofing materials manufacturing.....	9	e	D	e	D	D	D	D	D	D	D

See the note at the end of the table.

Table M3.1 Selected Data for Canadian-Owned Establishments, by Industry—Continues

NAICS code	Industry	Number of establishments	Number of employees	Payroll (millions of dollars)	Production workers			Millions of dollars				
					Number	Wages (millions of dollars)	Hours worked (thousands)	Value added by manufactures	Cost of materials ¹	Value of shipments	Expenditures for new plant and equipment	Inventories (end of 2007)
325	Chemical manufacturing	75	8,001	458	5,546	279	11,985	3,044	3,677	7,124	215	711
3251	Basic chemical manufacturing	27	g	D	f	D	D	D	D	D	35	D
32513	Synthetic dye and pigment manufacturing	7	e	D	c	D	D	D	D	D	D	D
32518	Other basic inorganic chemical manufacturing	18	918	56	653	34	1,286	296	299	593	D	46
32519	Other basic organic chemical manufacturing	2	c	D	b	D	D	D	D	D	D	D
3252	Resin, rubber, and artificial fibers manufacturing	7	e	D	c	D	D	D	D	D	D	D
32521	Resin and synthetic rubber manufacturing	7	e	D	c	D	D	D	D	D	D	D
3253	Agricultural chemical manufacturing	19	h	D	g	D	D	D	D	D	D	D
32531	Fertilizer manufacturing	19	h	D	g	D	D	D	D	D	D	D
3254	Pharmaceutical and medicine manufacturing	5	f	D	f	D	D	D	D	D	7	D
32541	Pharmaceutical and medicine manufacturing	5	f	D	f	D	D	D	D	D	7	D
3255	Paint, coating, and adhesive manufacturing	4	c	D	c	D	D	D	D	D	D	D
32551	Paint and coating manufacturing	1	b	D	a	D	D	D	D	D	D	D
32552	Adhesive manufacturing	3	c	D	c	D	D	D	D	D	D	D
3256	Soap, cleaning compound, and toiletry manufacturing	7	g	D	f	D	D	D	D	D	D	D
32561	Soap and cleaning compound manufacturing	1	c	D	b	D	D	D	D	D	D	D
32562	Toilet preparation manufacturing	6	f	D	f	D	D	D	D	D	D	D
3259	Other chemical product and preparation manufacturing	6	g	D	f	D	D	D	D	D	D	D
32599	All other chemical preparation manufacturing	6	g	D	f	D	D	D	D	D	D	D
326	Plastics and rubber products manufacturing	61	6,512	261	5,242	183	11,119	895	1,226	2,139	93	246
3261	Plastics product manufacturing	59	i	D	i	D	D	D	D	D	D	D
32611	Plastics packaging materials, film and sheet	16	1,755	88	1,394	63	2,995	308	477	782	D	108
32612	Plastics pipe, fittings, and profile shapes	1	a	D	a	D	D	D	D	D	D	D
32613	Laminated plastics plate, sheet, and shapes	2	c	D	c	D	D	D	D	D	D	D
32614	Polystyrene foam product manufacturing	14	g	D	g	D	D	D	D	D	D	D
32615	Urethane and other foam product manufacturing	1	b	D	a	D	D	D	D	D	D	D
32616	Plastics bottle manufacturing	2	c	D	c	D	D	D	D	D	D	D
32619	Other plastics product manufacturing	23	2,638	99	2,143	67	4,636	242	432	696	27	74
326199	All other plastics product manufacturing	23	2,638	99	2,143	67	4,636	242	432	696	27	74
3262	Rubber product manufacturing	2	b	D	b	D	D	D	D	D	D	D
32629	Other rubber product manufacturing	2	b	D	b	D	D	D	D	D	D	D
327	Nonmetallic mineral product manufacturing	32	h	D	g	D	D	D	D	D	108	D
3271	Clay product and refractory manufacturing	2	c	D	c	D	D	D	D	D	D	D
32711	Pottery, ceramics, and plumbing fixture manufacturing	1	c	D	c	D	D	D	D	D	D	D
32712	Clay building material and refractories manufacturing	1	b	D	b	D	D	D	D	D	D	D
3272	Glass and glass product manufacturing	11	g	D	g	D	D	D	D	D	D	D
32721	Glass and glass product manufacturing	11	g	D	g	D	D	D	D	D	D	D
3273	Cement and concrete product manufacturing	8	b	D	b	D	D	D	D	D	D	D
32732	Ready-mix concrete manufacturing	7	b	D	b	D	D	D	D	D	D	D
32739	Other concrete product manufacturing	1	a	D	a	D	D	D	D	D	D	D
3274	Lime and gypsum product manufacturing	8	e	D	e	D	D	D	D	D	D	D
32741	Lime manufacturing	8	e	D	e	D	D	D	D	D	D	D
3279	Other nonmetallic mineral products	3	e	D	c	D	D	D	D	D	D	D
32791	Abrasive product manufacturing	1	a	D	a	D	D	D	D	D	D	D
32799	All other nonmetallic mineral products manufacturing	2	e	D	c	D	D	D	D	D	D	D
331	Primary metal manufacturing	17	h	D	h	D	D	D	D	D	34	D
3311	Iron and steel mills and ferroalloy manufacturing	1	c	D	c	D	D	D	D	D	D	D
33111	Iron and steel mills and ferroalloy manufacturing	1	c	D	c	D	D	D	D	D	D	D
3313	Alumina and aluminum production	8	h	D	g	D	D	D	D	D	D	D
33131	Alumina and aluminum production	8	h	D	g	D	D	D	D	D	D	D
3314	Other nonferrous metal production	3	c	D	b	D	D	D	D	D	D	D
33141	Other nonferrous metal production	2	c	D	b	D	D	D	D	D	D	D
33149	Nonferrous metal, except copper and aluminum, shaping	1	a	D	a	D	D	D	D	D	D	D
3315	Foundries	5	f	D	e	D	D	D	D	D	2	D
33151	Ferrous metal foundries	2	b	D	b	D	D	D	D	D	D	D
33152	Nonferrous metal foundries	3	f	D	e	D	D	D	D	D	D	D
332	Fabricated metal product manufacturing	40	h	D	h	D	D	D	D	D	23	D
3321	Forging and stamping	5	e	D	e	D	D	D	D	D	2	D
33211	Forging and stamping	5	e	D	e	D	D	D	D	D	2	D
3322	Cutlery and handtool manufacturing	2	b	D	b	D	D	D	D	D	D	D
33221	Cutlery and handtool manufacturing	2	b	D	b	D	D	D	D	D	D	D
3323	Architectural and structural metals manufacturing	11	g	D	f	D	D	D	D	D	4	D
33231	Plate work and fabricated structural products	8	f	D	f	D	D	D	D	D	D	D
33232	Ornamental and architectural metal products	3	e	D	e	D	D	D	D	D	D	D
3324	Boiler, tank, and shipping container manufacturing	5	f	D	f	D	D	D	D	D	10	D
33242	Metal tank, heavy gauge, manufacturing	4	f	D	e	D	D	D	D	D	D	D
33243	Metal can, box, and other container manufacturing	1	c	D	c	D	D	D	D	D	D	D
3327	Machine shops and threaded product manufacturing	2	c	D	c	D	D	D	D	D	D	D
33271	Machine shops	2	c	D	c	D	D	D	D	D	D	D
3328	Coating, engraving, and heat treating metals	10	c	D	c	D	D	D	D	D	D	D
33281	Coating, engraving, and heat treating metals	10	c	D	c	D	D	D	D	D	D	D
3329	Other fabricated metal product manufacturing	5	e	D	e	D	D	D	D	D	2	D
33291	Metal valve manufacturing	2	c	D	c	D	D	D	D	D	D	D
33299	All other fabricated metal product manufacturing	3	e	D	e	D	D	D	D	D	D	D

See the note at the end of the table.

Table M3.1 Selected Data for Canadian-Owned Establishments, by Industry—Table Ends

NAICS code	Industry	Number of establishments	Number of employees	Payroll (millions of dollars)	Production workers			Millions of dollars				
					Number	Wages (millions of dollars)	Hours worked (thousands)	Value added by manufactures	Cost of materials ¹	Value of shipments	Expenditures for new plant and equipment	Inventories (end of 2007)
333	Machinery manufacturing	45	6,098	271	3,700	143	7,473	762	1,010	1,730	36	276
3331	Agriculture, construction, and mining machinery manufacturing...	3	c	D	b	D	D	D	D	D	D	D
33311	Agricultural implement manufacturing.....	1	a	D	a	D	D	D	D	D	D	D
33313	Mining and oil and gas field machinery manufacturing.....	2	c	D	b	D	D	D	D	D	D	D
3332	Industrial machinery manufacturing.....	8	531	36	226	11	408	73	108	175	2	39
33322	Plastics and rubber industry machinery.....	1	a	D	a	D	D	D	D	D	D	D
33329	Other industrial machinery manufacturing.....	7	f	D	c	D	D	D	D	D	D	D
3333	Commercial and service industry machinery.....	6	2,296	67	1,108	34	1,932	124	365	486	9	37
33331	Commercial and service industry machinery.....	6	2,296	67	1,108	34	1,932	124	365	486	9	37
3334	HVAC and commercial refrigeration equipment.....	5	f	D	f	D	D	D	D	D	7	D
33341	HVAC and commercial refrigeration equipment.....	5	f	D	f	D	D	D	D	D	7	D
3335	Metalworking machinery manufacturing.....	12	1,327	80	967	50	2,084	159	115	276	12	47
33351	Metalworking machinery manufacturing.....	12	1,327	80	967	50	2,084	159	115	276	12	47
3336	Turbine and power transmission equipment manufacturing.....	1	b	D	b	D	D	D	D	D	D	D
33361	Turbine and power transmission equipment manufacturing.....	1	b	D	b	D	D	D	D	D	D	D
3339	Other general purpose machinery manufacturing.....	10	f	D	f	D	D	D	D	D	4	D
33391	Pump and compressor manufacturing.....	2	e	D	e	D	D	D	D	D	D	D
33392	Material handling equipment manufacturing.....	5	e	D	e	D	D	D	D	D	D	D
33399	All other general purpose machinery manufacturing.....	3	b	D	b	D	D	D	D	D	D	D
334	Computer and electronic product manufacturing	16	6,116	220	4,962	139	10,508	854	525	1,379	91	79
3342	Communications equipment manufacturing.....	3	c	D	b	D	D	D	D	D	1	D
33422	Broadcast and wireless communications equip.....	2	c	D	a	D	D	D	D	D	D	D
33429	Other communications equipment manufacturing.....	1	b	D	a	D	D	D	D	D	D	D
3344	Semiconductor and electronic component manufacturing.....	7	g	D	f	D	D	D	D	D	D	D
33441	Semiconductor and electronic component manufacturing.....	7	g	D	f	D	D	D	D	D	D	D
3345	Electronic instrument manufacturing.....	2	b	D	b	D	D	D	D	D	D	D
33451	Electronic instrument manufacturing.....	2	b	D	b	D	D	D	D	D	D	D
3346	Magnetic media manufacturing and reproducing.....	4	h	D	h	D	D	D	D	D	D	D
33461	Magnetic media manufacturing and reproducing.....	4	h	D	h	D	D	D	D	D	D	D
334612	Audio and video media reproduction.....	3	h	D	h	D	D	D	D	D	D	D
335	Electrical equipment and appliance manufacturing	7	1,480	60	1,109	37	2,220	431	271	710	11	60
3351	Electric lighting equipment manufacturing.....	1	e	D	e	D	D	D	D	D	D	D
33512	Lighting fixture manufacturing.....	1	e	D	e	D	D	D	D	D	D	D
3352	Household appliance manufacturing.....	1	c	D	c	D	D	D	D	D	D	D
33521	Small electrical appliance manufacturing.....	1	c	D	c	D	D	D	D	D	D	D
3359	Other electrical equipment and component manufacturing.....	5	f	D	f	D	D	D	D	D	D	D
33592	Communication and energy wire and cable manufacturing.....	2	e	D	e	D	D	D	D	D	D	D
33599	Other electrical equipment and component manufacturing.....	3	e	D	c	D	D	D	D	D	D	D
336	Transportation equipment manufacturing	52	33,669	2,126	22,274	1,299	45,774	5,485	7,584	12,940	477	3,955
3361	Motor vehicle manufacturing.....	3	g	D	g	D	D	D	D	D	D	D
33611	Automobile and light truck manufacturing.....	3	g	D	g	D	D	D	D	D	D	D
3362	Motor vehicle body and trailer manufacturing.....	3	b	D	b	D	D	D	D	D	D	D
33621	Motor vehicle body and trailer manufacturing.....	3	b	D	b	D	D	D	D	D	D	D
3363	Motor vehicle parts manufacturing.....	29	i	D	i	D	D	D	D	D	D	D
33631	Motor vehicle gasoline engine and parts manufacturing.....	2	a	D	a	D	D	D	D	D	D	D
33632	Motor vehicle electric equipment.....	3	c	D	c	D	D	D	D	D	D	D
33633	Motor vehicle steering and suspension parts.....	1	c	D	b	D	D	D	D	D	D	D
33635	Motor vehicle power train components manufacturing.....	4	h	D	h	D	D	D	D	D	D	D
336350	Motor vehicle power train components manufacturing.....	4	h	D	h	D	D	D	D	D	D	D
33636	Motor vehicle seating and interior trim manufacturing.....	1	c	D	c	D	D	D	D	D	D	D
33637	Motor vehicle metal stamping.....	13	h	D	g	D	D	D	D	D	27	D
336370	Motor vehicle metal stamping.....	13	h	D	g	D	D	D	D	D	27	D
33639	Other motor vehicle parts manufacturing.....	5	1,485	65	1,173	44	2,290	177	303	481	11	14
3364	Aerospace product and parts manufacturing.....	12	22,584	1,480	13,852	849	28,411	3,968	5,111	8,880	383	3,750
33641	Aerospace product and parts manufacturing.....	12	22,584	1,480	13,852	849	28,411	3,968	5,111	8,880	383	3,750
336411	Aircraft manufacturing.....	4	j	D	i	D	D	D	D	D	D	D
336413	Other aircraft parts and equipment.....	3	j	D	i	D	D	D	D	D	D	D
3365	Railroad rolling stock manufacturing.....	4	g	D	f	D	D	D	D	D	D	D
33651	Railroad rolling stock manufacturing.....	4	g	D	f	D	D	D	D	D	D	D
3366	Ship and boat building.....	1	a	D	a	D	D	D	D	D	D	D
33661	Ship and boat building.....	1	a	D	a	D	D	D	D	D	D	D
337	Furniture and related product manufacturing	8	1,834	68	1,324	34	2,015	214	469	687	D	125
3371	Household and institutional furniture manufacturing.....	4	g	D	g	D	D	D	D	D	D	D
33711	Wood kitchen cabinet and countertop manufacturing.....	2	c	D	b	D	D	D	D	D	D	D
33712	Other household and institutional furniture.....	2	g	D	g	D	D	D	D	D	D	D
3372	Office furniture and fixtures manufacturing.....	4	c	D	c	D	D	D	D	D	*	D
33721	Office furniture and fixtures manufacturing.....	4	c	D	c	D	D	D	D	D	*	D
339	Miscellaneous manufacturing	15	f	D	e	D	D	D	D	D	12	D
3391	Medical equipment and supplies manufacturing.....	4	c	D	c	D	D	D	D	D	*	D
33911	Medical equipment and supplies manufacturing.....	4	c	D	c	D	D	D	D	D	*	D
3399	Other miscellaneous manufacturing.....	11	f	D	e	D	D	D	D	D	11	D
33991	Jewelry and silverware manufacturing.....	1	c	D	b	D	D	D	D	D	D	D
33992	Sporting and athletic goods manufacturing.....	1	a	D	a	D	D	D	D	D	0	D
33993	Doll, toy, and game manufacturing.....	1	b	D	b	D	D	D	D	D	D	D
33994	Office supplies, except paper, manufacturing.....	1	b	D	b	D	D	D	D	D	D	D
33995	Sign manufacturing.....	1	b	D	b	D	D	D	D	D	D	D
33999	All other miscellaneous manufacturing.....	6	c	D	b	D	D	D	D	D	D	D

NOTES: This table shows all three-, four-, and five-digit industries in which Canadian-owned establishment have at least 1 employee, and all six-digit industries in which Canadian-owned establishments have at least 2,500 employees.

The following ranges are given in employment cells that are suppressed: a—0 to 19; b—20 to 99; c—100 to 249; e—250 to 499; f—500 to 999; g—1,000 to 2,499; h—2,500 to 4,999; i—5,000 to 9,999; j—10,000 to 24,999; k—25,000 to 49,999; l—50,000 to 99,999; m—100,000 or more.

Table M3.2 Selected Data for French-Owned Establishments, by Industry—Continues

NAICS code	Industry	Number of establishments	Number of employees	Payroll (millions of dollars)	Production workers			Millions of dollars				
					Number	Wages (millions of dollars)	Hours worked (thousands)	Value added by manufactures	Cost of materials ¹	Value of shipments	Expenditures for new plant and equipment	Inventories (end of 2007)
31-33	Manufacturing	928	118,458	5,953	82,342	3,547	167,061	26,708	32,732	59,061	2,188	7,063
311	Food manufacturing	49	6,501	290	4,730	186	9,518	1,661	2,398	4,037	295	281
3111	Animal food manufacturing.....	10	f	D	e	D	D	D	D	D	12	D
31111	Animal food manufacturing.....	10	f	D	e	D	D	D	D	D	12	D
3112	Grain and oilseed milling.....	1	e	D	c	D	D	D	D	D	D	D
31122	Starch and vegetable oil manufacturing.....	1	e	D	c	D	D	D	D	D	D	D
3113	Sugar and confectionery product manufacturing.....	1	b	D	b	D	D	D	D	D	D	D
31133	Confectionery manufacturing from purchased chocolate.....	1	b	D	b	D	D	D	D	D	D	D
3114	Fruit and vegetable preserving and specialty.....	2	e	D	e	D	D	D	D	D	D	D
31141	Frozen food manufacturing.....	1	c	D	c	D	D	D	D	D	D	D
31142	Fruit and vegetable canning and drying.....	1	c	D	c	D	D	D	D	D	D	D
3115	Dairy product manufacturing.....	21	3,767	153	3,050	115	6,244	1,039	1,473	2,499	241	116
31151	Dairy product, except frozen, manufacturing.....	21	3,767	153	3,050	115	6,244	1,039	1,473	2,499	241	116
311513	Cheese manufacturing.....	14	h	D	g	D	D	D	D	D	D	D
3118	Bakeries and tortilla manufacturing.....	2	c	D	c	D	D	D	D	D	D	D
31182	Cookie, cracker, and pasta manufacturing.....	2	c	D	c	D	D	D	D	D	D	D
3119	Other food manufacturing.....	12	1,098	59	646	31	1,195	309	325	634	13	53
31193	Flavoring syrup and concentrate manufacturing.....	3	c	D	c	D	D	D	D	D	D	D
31194	Seasoning and dressing manufacturing.....	2	c	D	b	D	D	D	D	D	D	D
31199	All other food manufacturing.....	7	710	36	429	19	740	210	205	416	D	31
312	Beverage and tobacco product manufacturing.....	14	h	D	g	D	D	D	D	D	67	D
3121	Beverage manufacturing.....	14	h	D	g	D	D	D	D	D	67	D
31211	Soft drink and ice manufacturing.....	5	e	D	e	D	D	D	D	D	D	D
31213	Wineries.....	7	f	D	c	D	D	D	D	D	D	D
31214	Distilleries.....	2	g	D	f	D	D	D	D	D	D	D
313	Textile mills.....	9	g	D	g	D	D	D	D	D	6	D
3132	Fabric mills.....	6	g	D	f	D	D	D	D	D	D	D
31321	Broadwoven fabric mills.....	4	f	D	f	D	D	D	D	D	D	D
31322	Narrow fabric mills and schiffli embroidery.....	1	c	D	c	D	D	D	D	D	D	D
31323	Nonwoven fabric mills.....	1	c	D	c	D	D	D	D	D	D	D
3133	Textile and fabric finishing mills.....	3	e	D	c	D	D	D	D	D	D	D
31332	Fabric coating mills.....	3	e	D	c	D	D	D	D	D	D	D
314	Textile product mills.....	1	a	D	a	D	D	D	D	D	0	D
3149	Other textile product mills.....	1	a	D	a	D	D	D	D	D	0	D
31499	All other textile product mills.....	1	a	D	a	D	D	D	D	D	0	D
315	Apparel manufacturing.....	1	e	D	c	D	D	D	D	D	D	D
3152	Cut and sew apparel manufacturing.....	1	e	D	c	D	D	D	D	D	D	D
31529	Other cut and sew apparel manufacturing.....	1	e	D	c	D	D	D	D	D	D	D
316	Leather and allied product manufacturing.....	1	e	D	e	D	D	D	D	D	D	D
3169	Other leather product manufacturing.....	1	e	D	e	D	D	D	D	D	D	D
31699	Other leather product manufacturing.....	1	e	D	e	D	D	D	D	D	D	D
321	Wood product manufacturing.....	3	e	D	e	D	D	D	D	D	D	D
3212	Plywood and engineered wood product manufacturing.....	1	b	D	b	D	D	D	D	D	0	D
32121	Plywood and engineered wood product manufacturing.....	1	b	D	b	D	D	D	D	D	0	D
3219	Other wood product manufacturing.....	2	e	D	e	D	D	D	D	D	D	D
32191	Millwork.....	1	e	D	e	D	D	D	D	D	D	D
32192	Wood container and pallet manufacturing.....	1	b	D	a	D	D	D	D	D	D	D
322	Paper manufacturing.....	5	e	D	e	D	D	D	D	D	D	D
3222	Converted paper product manufacturing.....	5	e	D	e	D	D	D	D	D	D	D
32222	Paper bag and coated and treated paper manufacturing.....	5	e	D	e	D	D	D	D	D	D	D
323	Printing and related support activities.....	3	e	D	e	D	D	D	D	D	D	D
3231	Printing and related support activities.....	3	e	D	e	D	D	D	D	D	D	D
32311	Printing.....	3	e	D	e	D	D	D	D	D	D	D
324	Petroleum and coal products manufacturing.....	129	2,854	189	2,086	133	4,877	1,632	6,554	8,205	349	220
3241	Petroleum and coal products manufacturing.....	129	2,854	189	2,086	133	4,877	1,632	6,554	8,205	349	220
32411	Petroleum refineries.....	1	e	D	e	D	D	D	D	D	D	D
32412	Asphalt paving and roofing materials manufacturing.....	125	g	D	g	D	D	D	D	D	D	D
32419	Other petroleum and coal products manufacturing.....	3	c	D	b	D	D	D	D	D	D	D
325	Chemical manufacturing.....	133	12,958	897	7,563	495	15,125	5,397	6,042	11,422	412	1,899
3251	Basic chemical manufacturing.....	70	h	D	g	D	D	D	D	D	71	D
32512	Industrial gas manufacturing.....	42	e	D	e	D	D	D	D	D	D	D
32518	Other basic inorganic chemical manufacturing.....	17	1,819	152	1,181	111	2,305	644	418	1,027	40	105
32519	Other basic organic chemical manufacturing.....	11	f	D	e	D	D	D	D	D	D	D
3252	Resin, rubber, and artificial fibers manufacturing.....	20	1,598	103	1,245	77	2,549	877	3,088	3,943	81	381
32521	Resin and synthetic rubber manufacturing.....	20	1,598	103	1,245	77	2,549	877	3,088	3,943	81	381
3253	Agricultural chemical manufacturing.....	1	b	D	a	D	D	D	D	D	D	D
32532	Pesticide and other agricultural chemical manufacturing.....	1	b	D	a	D	D	D	D	D	D	D
3254	Pharmaceutical and medicine manufacturing.....	9	3,844	320	1,314	109	2,618	2,407	470	2,933	159	1,002
32541	Pharmaceutical and medicine manufacturing.....	9	3,844	320	1,314	109	2,618	2,407	470	2,933	159	1,002
325414	Other biological product manufacturing.....	4	h	D	f	D	D	D	D	D	D	D
3255	Paint, coating, and adhesive manufacturing.....	10	f	D	e	D	D	D	D	D	D	D
32552	Adhesive manufacturing.....	10	f	D	e	D	D	D	D	D	D	D
3256	Soap, cleaning compound, and toiletry manufacturing.....	16	h	D	g	D	D	D	D	D	D	D
32561	Soap and cleaning compound manufacturing.....	4	c	D	b	D	D	D	D	D	D	D
32562	Toilet preparation manufacturing.....	12	h	D	g	D	D	D	D	D	D	D
325620	Toilet preparation manufacturing.....	12	h	D	g	D	D	D	D	D	D	D
3259	Other chemical product and preparation manufacturing.....	7	898	46	577	27	1,197	216	473	685	9	49
32592	Explosives manufacturing.....	1	c	D	c	D	D	D	D	D	D	D
32599	All other chemical preparation manufacturing.....	6	f	D	e	D	D	D	D	D	D	D

See the note at the end of the table.

Table M3.2 Selected Data for French-Owned Establishments, by Industry—Continues

NAICS code	Industry	Number of establishments	Number of employees	Payroll (millions of dollars)	Production workers			Millions of dollars				
					Number	Wages (millions of dollars)	Hours worked (thousands)	Value added by manufactures	Cost of materials ¹	Value of shipments	Expenditures for new plant and equipment	Inventories (end of 2007)
326	Plastics and rubber products manufacturing	72	17,617	902	14,358	707	28,839	1,754	4,899	6,639	225	488
3261	Plastics product manufacturing	33	h	D	h	D	D	D	D	D	D	D
32612	Plastics pipe, fittings, and profile shapes	7	f	D	e	D	D	D	D	D	D	D
32615	Urethane and other foam product manufacturing	2	e	D	c	D	D	D	D	D	D	D
32619	Other plastics product manufacturing	24	3,864	164	2,888	117	5,782	573	833	1,407	34	144
326199	All other plastics product manufacturing	22	h	D	g	D	D	D	D	D	D	D
3262	Rubber product manufacturing	39	j	D	j	D	D	D	D	D	D	D
32621	Tire manufacturing	27	j	D	i	D	D	D	D	D	D	D
326211	Tire manufacturing, except retreading	11	j	D	i	D	D	D	D	D	D	D
32622	Rubber and plastics hose and belting manufacturing	1	b	D	b	D	D	D	D	D	D	D
32629	Other rubber product manufacturing	11	g	D	g	D	D	D	D	D	D	D
327	Nonmetallic mineral product manufacturing	268	16,374	883	12,777	615	27,624	3,986	3,004	6,953	347	903
3271	Clay product and refractory manufacturing	6	g	D	f	D	D	D	D	D	D	D
32712	Clay building material and refractories manufacturing	6	g	D	f	D	D	D	D	D	D	D
3272	Glass and glass product manufacturing	25	5,996	325	5,250	271	11,077	1,119	939	2,062	D	319
32721	Glass and glass product manufacturing	25	5,996	325	5,250	271	11,077	1,119	939	2,062	D	319
327213	Glass container manufacturing	15	h	D	h	D	D	D	D	D	D	D
3273	Cement and concrete product manufacturing	182	3,982	214	2,858	141	6,369	1,425	979	2,392	159	269
32731	Cement manufacturing	17	g	D	g	D	D	D	D	D	D	D
32732	Ready-mix concrete manufacturing	159	1,821	80	1,256	50	2,782	362	467	827	D	17
32733	Concrete pipe, brick, and block manufacturing	1	a	D	a	D	D	D	D	D	D	D
32739	Other concrete product manufacturing	5	e	D	e	D	D	D	D	D	D	D
3274	Lime and gypsum product manufacturing	11	g	D	f	D	D	D	D	D	D	D
32742	Gypsum product manufacturing	11	g	D	f	D	D	D	D	D	D	D
3279	Other nonmetallic mineral products	44	4,209	210	2,962	126	6,606	947	622	1,543	52	222
32791	Abrasive product manufacturing	18	g	D	g	D	D	D	D	D	D	D
32799	All other nonmetallic mineral products manufacturing	26	g	D	g	D	D	D	D	D	D	D
331	Primary metal manufacturing	3	e	D	e	D	D	D	D	D	D	D
3311	Iron and steel mills and ferroalloy manufacturing	2	b	D	b	D	D	D	D	D	D	D
33111	Iron and steel mills and ferroalloy manufacturing	2	b	D	b	D	D	D	D	D	D	D
3312	Steel product manufacturing, from purchased steel	1	e	D	e	D	D	D	D	D	D	D
33121	Iron, steel pipe and tube from purchase steel	1	e	D	e	D	D	D	D	D	D	D
332	Fabricated metal product manufacturing	17	3,145	161	2,167	90	4,753	544	301	748	25	240
3323	Architectural and structural metals manufacturing	2	c	D	c	D	D	D	D	D	D	D
33231	Plate work and fabricated structural products	1	c	D	b	D	D	D	D	D	D	D
33232	Ornamental and architectural metal products	1	a	D	a	D	D	D	D	D	D	D
3324	Boiler, tank, and shipping container manufacturing	3	f	D	f	D	D	D	D	D	D	D
33241	Power boiler and heat exchanger manufacturing	2	f	D	f	D	D	D	D	D	D	D
33243	Metal can, box, and other container manufacturing	1	b	D	a	D	D	D	D	D	D	D
3325	Hardware manufacturing	1	c	D	c	D	D	D	D	D	D	D
33251	Hardware manufacturing	1	c	D	c	D	D	D	D	D	D	D
3326	Spring and wire product manufacturing	1	b	D	b	D	D	D	D	D	D	D
33261	Spring and wire product manufacturing	1	b	D	b	D	D	D	D	D	D	D
3327	Machine shops and threaded product manufacturing	3	f	D	f	D	D	D	D	D	D	D
33271	Machine shops	1	c	D	b	D	D	D	D	D	D	D
33272	Turned product and screw, nut, and bolt manufacturing	2	f	D	f	D	D	D	D	D	D	D
3328	Coating, engraving, and heat treating metals	2	c	D	c	D	D	D	D	D	D	D
33281	Coating, engraving, and heat treating metals	2	c	D	c	D	D	D	D	D	D	D
3329	Other fabricated metal product manufacturing	5	f	D	e	D	D	D	D	D	5	D
33291	Metal valve manufacturing	3	f	D	e	D	D	D	D	D	D	D
33299	All other fabricated metal product manufacturing	2	c	D	c	D	D	D	D	D	D	D
333	Machinery manufacturing	27	2,673	129	1,772	67	3,551	511	566	1,090	25	185
3331	Agriculture, construction, and mining machinery manufacturing	4	f	D	f	D	D	D	D	D	D	D
33311	Agricultural implement manufacturing	1	a	D	a	D	D	D	D	D	D	D
33312	Construction machinery manufacturing	3	f	D	f	D	D	D	D	D	D	D
3332	Industrial machinery manufacturing	8	e	D	c	D	D	D	D	D	2	D
33322	Plastics and rubber industry machinery	2	b	D	a	D	D	D	D	D	D	D
33329	Other industrial machinery manufacturing	6	e	D	c	D	D	D	D	D	D	D
3333	Commercial and service industry machinery	5	f	D	e	D	D	D	D	D	2	D
33331	Commercial and service industry machinery	5	f	D	e	D	D	D	D	D	2	D
3335	Metalworking machinery manufacturing	5	f	D	e	D	D	D	D	D	6	D
33351	Metalworking machinery manufacturing	5	f	D	e	D	D	D	D	D	6	D
3336	Turbine and power transmission equipment manufacturing	2	e	D	c	D	D	D	D	D	D	D
33361	Turbine and power transmission equipment manufacturing	2	e	D	c	D	D	D	D	D	D	D
3339	Other general purpose machinery manufacturing	3	c	D	b	D	D	D	D	D	D	D
33392	Material handling equipment manufacturing	1	b	D	b	D	D	D	D	D	D	D
33399	All other general purpose machinery manufacturing	2	b	D	b	D	D	D	D	D	D	D

See the note at the end of the table.

Table M3.2 Selected Data for French-Owned Establishments, by Industry—Table Ends

NAICS code	Industry	Number of establishments	Number of employees	Payroll (millions of dollars)	Production workers			Millions of dollars				
					Number	Wages (millions of dollars)	Hours worked (thousands)	Value added by manufactures	Cost of materials ¹	Value of shipments	Expenditures for new plant and equipment	Inventories (end of 2007)
334	Computer and electronic product manufacturing.....	53	15,090	778	8,822	299	18,340	4,092	2,942	7,013	186	785
3341	Computer and peripheral equipment manufacturing.....	1	b	D	a	D	D	D	D	D	D	D
33411	Computer and peripheral equipment manufacturing.....	1	b	D	a	D	D	D	D	D	D	D
3342	Communications equipment manufacturing.....	14	3,760	279	1,680	91	3,468	2,478	1,633	4,112	89	423
33421	Telephone apparatus manufacturing.....	3	f	D	e	D	D	D	D	D	D	D
33422	Broadcast and wireless communications equipment.....	9	h	D	g	D	D	D	D	D	D	D
334220	Broadcast and wireless communications equipment.....	9	h	D	g	D	D	D	D	D	D	D
33429	Other communications equipment manufacturing.....	2	e	D	b	D	D	D	D	D	D	D
3343	Audio and video equipment manufacturing.....	1	c	D	b	D	D	D	D	D	D	D
33431	Audio and video equipment manufacturing.....	1	c	D	b	D	D	D	D	D	D	D
3344	Semiconductor and electronic component manufacturing.....	16	i	D	h	D	D	D	D	D	D	D
33441	Semiconductor and electronic component manufacturing.....	16	i	D	h	D	D	D	D	D	D	D
3345	Electronic instrument manufacturing.....	18	h	D	g	D	D	D	D	D	36	D
33451	Electronic instrument manufacturing.....	18	h	D	g	D	D	D	D	D	36	D
3346	Magnetic media manufacturing and reproducing.....	3	g	D	g	D	D	D	D	D	D	D
33461	Magnetic media manufacturing and reproducing.....	3	g	D	g	D	D	D	D	D	D	D
335	Electrical equipment and appliance manufacturing.....	42	11,111	525	6,986	289	13,032	2,193	1,747	3,961	97	395
3353	Electrical equipment manufacturing.....	21	i	D	h	D	D	D	D	D	42	D
33531	Electrical equipment manufacturing.....	21	i	D	h	D	D	D	D	D	42	D
335313	Switchgear and switchboard apparatus manufacturing.....	11	h	D	h	D	D	D	D	D	D	D
3359	Other electrical equipment and component manufacturing.....	21	i	D	h	D	D	D	D	D	54	D
33593	Wiring device manufacturing.....	10	h	D	g	D	D	D	D	D	17	D
33599	Other electrical equipment and component manufacturing.....	11	h	D	g	D	D	D	D	D	38	D
336	Transportation equipment manufacturing.....	46	16,822	667	12,382	402	25,971	2,356	2,657	4,816	94	1,096
3363	Motor vehicle parts manufacturing.....	16	h	D	h	D	D	D	D	D	D	D
33631	Motor vehicle gasoline engine and parts manufacturing.....	1	f	D	e	D	D	D	D	D	D	D
33632	Motor vehicle electric equipment.....	3	g	D	g	D	D	D	D	D	11	D
33635	Motor vehicle power train components manufacturing.....	2	c	D	b	D	D	D	D	D	D	D
33636	Motor vehicle seating and interior trim manufacturing.....	2	f	D	e	D	D	D	D	D	D	D
33639	Other motor vehicle parts manufacturing.....	8	1,840	59	1,405	37	2,962	188	194	379	10	28
3364	Aerospace product and parts manufacturing.....	28	10,390	378	7,820	255	16,488	1,550	1,555	2,918	61	818
33641	Aerospace product and parts manufacturing.....	28	10,390	378	7,820	255	16,488	1,550	1,555	2,918	61	818
336413	Other aircraft parts and equipment.....	23	i	D	i	D	D	D	D	D	D	D
3365	Railroad rolling stock manufacturing.....	1	g	D	f	D	D	D	D	D	D	D
33651	Railroad rolling stock manufacturing.....	1	g	D	f	D	D	D	D	D	D	D
3366	Ship and boat building.....	1	e	D	e	D	D	D	D	D	D	D
33661	Ship and boat building.....	1	e	D	e	D	D	D	D	D	D	D
339	Miscellaneous manufacturing.....	52	6,449	228	4,336	106	6,467	1,014	554	1,561	39	117
3391	Medical equipment and supplies manufacturing.....	44	4,857	147	3,275	66	4,410	650	406	1,053	27	78
33911	Medical equipment and supplies manufacturing.....	44	4,857	147	3,275	66	4,410	650	406	1,053	27	78
339115	Ophthalmic goods manufacturing.....	41	h	D	h	D	D	D	D	D	D	D
3399	Other miscellaneous manufacturing.....	8	1,592	81	1,061	40	2,057	364	148	509	12	39
33994	Office supplies, except paper, manufacturing.....	3	f	D	f	D	D	D	D	D	D	D
33999	All other miscellaneous manufacturing.....	5	f	D	e	D	D	D	D	D	D	D

NOTES: This table shows all three-, four-, and five-digit industries in which French-owned establishments have at least 1 employee, and all six-digit industries in which French-owned establishments have at least 2,500 employees.

The following ranges are given in employment cells that are suppressed: a—0 to 19; b—20 to 99; c—100 to 249; e—250 to 499; f—500 to 999; g—1,000 to 2,499; h—2,500 to 4,999; i—5,000 to 9,999; j—10,000 to 24,999; k—25,000 to 49,999; l—50,000 to 99,999; m—100,000 or more.

Table M3.3 Selected Data for German-Owned Establishments, by Industry—Continues

NAICS code	Industry	Number of establishments	Number of employees	Payroll (millions of dollars)	Production workers			Millions of dollars				
					Number	Wages (millions of dollars)	Hours worked (thousands)	Value added by manufactures	Cost of materials ¹	Value of shipments	Expenditures for new plant and equipment	Inventories (end of 2007)
31-33	Manufacturing	1,270	242,545	13,717	170,587	8,533	341,860	54,068	87,482	141,151	4,460	12,636
311	Food manufacturing	7	f	D	e	D	D	D	D	D	7	D
3112	Grain and oilseed milling.....	1	c	D	c	D	D	D	D	D	D	D
31122	Starch and vegetable oil manufacturing.....	1	c	D	c	D	D	D	D	D	D	D
3118	Bakeries and tortilla manufacturing.....	2	c	D	b	D	D	D	D	D	D	D
31182	Cookie, cracker, and pasta manufacturing.....	2	c	D	b	D	D	D	D	D	D	D
3119	Other food manufacturing.....	4	e	D	c	D	D	D	D	D	2	D
31192	Coffee and tea manufacturing.....	1	b	D	b	D	D	D	D	D	D	D
31193	Flavoring syrup and concentrate manufacturing.....	1	b	D	a	D	D	D	D	D	D	D
31194	Seasoning and dressing manufacturing.....	2	c	D	c	D	D	D	D	D	D	D
313	Textile mills	8	g	D	f	D	D	D	D	D	6	D
3132	Fabric mills.....	8	g	D	f	D	D	D	D	D	6	D
31321	Broadwoven fabric mills.....	5	690	21	528	13	976	56	53	107	D	25
31323	Nonwoven fabric mills.....	3	f	D	e	D	D	D	D	D	D	D
314	Textile product mills	3	f	D	e	D	D	D	D	D	D	D
3149	Other textile product mills.....	3	f	D	e	D	D	D	D	D	D	D
31499	All other textile product mills.....	3	f	D	e	D	D	D	D	D	D	D
315	Apparel manufacturing	1	c	D	c	D	D	D	D	D	D	D
3159	Accessories and other apparel manufacturing.....	1	c	D	c	D	D	D	D	D	D	D
31599	Accessories and other apparel manufacturing.....	1	c	D	c	D	D	D	D	D	D	D
321	Wood product manufacturing	118	h	D	h	D	D	D	D	D	17	D
3211	Sawmills and wood preservation.....	2	b	D	b	D	D	D	D	D	D	D
32111	Sawmills and wood preservation.....	2	b	D	b	D	D	D	D	D	D	D
3212	Plywood and engineered wood product manufacturing.....	4	c	D	c	D	D	D	D	D	D	D
32121	Plywood and engineered wood product manufacturing.....	4	c	D	c	D	D	D	D	D	D	D
3219	Other wood product manufacturing.....	112	h	D	h	D	D	D	D	D	D	D
32191	Millwork.....	1	b	D	b	D	D	D	D	D	D	D
32192	Wood container and pallet manufacturing.....	111	h	D	h	D	D	D	D	D	D	D
321920	Wood container and pallet manufacturing.....	111	h	D	h	D	D	D	D	D	D	D
322	Paper manufacturing	1	b	D	b	D	D	D	D	D	D	D
3222	Converted paper product manufacturing.....	1	b	D	b	D	D	D	D	D	D	D
32222	Paper bag and coated and treated paper manufacturing.....	1	b	D	b	D	D	D	D	D	D	D
323	Printing and related support activities	13	5,035	227	3,973	158	8,047	639	376	1,015	52	48
3231	Printing and related support activities.....	13	5,035	227	3,973	158	8,047	639	376	1,015	52	48
32311	Printing.....	11	h	D	h	D	D	D	D	D	D	D
323110	Commercial lithographic printing.....	5	h	D	h	D	D	D	D	D	D	D
32312	Support activities for printing.....	2	c	D	b	D	D	D	D	D	D	D
324	Petroleum and coal products manufacturing	12	421	26	212	10	456	157	220	376	6	21
3241	Petroleum and coal products manufacturing.....	12	421	26	212	10	456	157	220	376	6	21
32412	Asphalt paving and roofing materials manufacturing.....	4	b	D	a	D	D	D	D	D	D	D
32419	Other petroleum and coal products manufacturing.....	8	e	D	c	D	D	D	D	D	D	D
325	Chemical manufacturing	272	35,125	2,368	21,424	1,228	44,342	23,841	16,370	40,056	1,488	3,840
3251	Basic chemical manufacturing.....	60	8,759	653	5,617	401	12,477	4,859	6,366	11,101	605	1,229
32513	Synthetic dye and pigment manufacturing.....	8	f	D	f	D	D	D	D	D	15	D
32518	Other basic inorganic chemical manufacturing.....	29	h	D	g	D	D	D	D	D	105	D
32519	Other basic organic chemical manufacturing.....	23	5,397	467	3,241	283	7,139	3,778	5,348	9,055	485	793
325199	All other basic organic chemical manufacturing.....	20	h	D	g	D	D	D	D	D	D	D
3252	Resin, rubber, and artificial fibers manufacturing.....	17	1,958	156	815	56	1,542	637	1,992	2,651	89	235
32521	Resin and synthetic rubber manufacturing.....	15	g	D	f	D	D	D	D	D	D	D
32522	Artificial fibers and filaments manufacturing.....	2	c	D	b	D	D	D	D	D	D	D
3253	Agricultural chemical manufacturing.....	20	g	D	g	D	D	D	D	D	D	D
32531	Fertilizer manufacturing.....	2	b	D	b	D	D	D	D	D	D	D
32532	Pesticide and other agricultural chemical manufacturing.....	18	g	D	g	D	D	D	D	D	D	D
3254	Pharmaceutical and medicine manufacturing.....	92	12,245	854	7,455	416	14,786	10,192	2,822	13,011	504	1,354
32541	Pharmaceutical and medicine manufacturing.....	92	12,245	854	7,455	416	14,786	10,192	2,822	13,011	504	1,354
325412	Pharmaceutical preparation manufacturing.....	67	6,774	455	4,665	249	9,334	7,674	1,422	9,138	364	614
325413	In-vitro diagnostic substance manufacturing.....	8	h	D	g	D	D	D	D	D	D	D
3255	Paint, coating, and adhesive manufacturing.....	31	2,611	140	1,565	71	3,299	939	767	1,699	D	108
32551	Paint and coating manufacturing.....	16	f	D	f	D	D	D	D	D	10	D
32552	Adhesive manufacturing.....	15	g	D	g	D	D	D	D	D	D	D
3256	Soap, cleaning compound, and toiletry manufacturing.....	31	5,730	343	3,566	166	7,314	5,392	2,398	7,742	162	449
32561	Soap and cleaning compound manufacturing.....	24	4,324	262	2,640	124	5,243	4,584	2,033	6,608	147	339
325611	Soap and other detergent manufacturing.....	16	h	D	g	D	D	D	D	D	D	D
32562	Toilet preparation manufacturing.....	7	1,406	81	926	42	2,071	807	365	1,134	15	110
3259	Other chemical product and preparation manufacturing.....	21	g	D	g	D	D	D	D	D	49	D
32591	Printing ink manufacturing.....	6	c	D	c	D	D	D	D	D	D	D
32599	All other chemical preparation manufacturing.....	15	1,893	113	1,117	55	2,359	489	900	1,374	D	148
326	Plastics and rubber products manufacturing	68	9,700	419	7,395	269	15,243	1,334	1,984	3,309	230	442
3261	Plastics product manufacturing.....	54	5,984	259	4,619	169	9,489	865	1,271	2,130	D	239
32611	Plastics packaging materials, film and sheet.....	11	1,479	82	1,037	48	2,273	259	370	636	23	85
32612	Plastics pipe, fittings, and profile shapes.....	1	a	D	a	D	D	D	D	D	D	D
32613	Laminated plastics plate, sheet, and shapes.....	1	c	D	c	D	D	D	D	D	D	D
32614	Polystyrene foam product manufacturing.....	14	e	D	e	D	D	D	D	D	D	D
32615	Urethane and other foam product manufacturing.....	2	b	D	b	D	D	D	D	D	D	D
32619	Other plastics product manufacturing.....	25	3,845	150	3,046	101	6,092	511	772	1,271	62	129
326199	All other plastics product manufacturing.....	24	h	D	h	D	D	D	D	D	D	D
3262	Rubber product manufacturing.....	14	3,716	160	2,776	100	5,754	469	713	1,180	D	203
32621	Tire manufacturing.....	3	g	D	g	D	D	D	D	D	D	D
32622	Rubber and plastics hose and belting manufacturing.....	1	c	D	c	D	D	D	D	D	D	D
32629	Other rubber product manufacturing.....	10	g	D	f	D	D	D	D	D	D	D

See the note at the end of the table.

Table M3.3 Selected Data for German-Owned Establishments, by Industry—Continues

NAICS code	Industry	Number of establishments	Number of employees	Payroll (millions of dollars)	Production workers			Millions of dollars				
					Number	Wages (millions of dollars)	Hours worked (thousands)	Value added by manufactures	Cost of materials ¹	Value of shipments	Expenditures for new plant and equipment	Inventories (end of 2007)
327	Nonmetallic mineral product manufacturing	181	8,611	438	6,452	283	13,970	2,011	1,663	3,670	275	447
3271	Clay product and refractory manufacturing.....	4	c	D	c	D	D	D	D	D	D	D
32712	Clay building material and refractories manufacturing.....	4	c	D	c	D	D	D	D	D	D	D
3272	Glass and glass product manufacturing.....	17	g	D	g	D	D	D	D	D	26	D
32721	Glass and glass product manufacturing.....	17	g	D	g	D	D	D	D	D	26	D
3273	Cement and concrete product manufacturing.....	145	3,557	185	2,771	132	6,062	1,042	904	1,936	D	210
32731	Cement manufacturing.....	17	g	D	g	D	D	D	D	D	D	D
32732	Ready-mix concrete manufacturing.....	126	g	D	g	D	D	D	D	D	D	D
32733	Concrete pipe, brick, and block manufacturing.....	2	b	D	a	D	D	D	D	D	D	D
3279	Other nonmetallic mineral products.....	15	2,470	133	1,694	71	3,636	646	422	1,081	D	138
32791	Abrasive product manufacturing.....	2	e	D	c	D	D	D	D	D	D	D
32799	All other nonmetallic mineral products manufacturing.....	13	g	D	g	D	D	D	D	D	D	D
331	Primary metal manufacturing	29	7,219	361	5,904	289	11,497	1,380	1,528	2,871	111	294
3311	Iron and steel mills and ferroalloy manufacturing.....	1	b	D	b	D	D	D	D	D	D	D
33111	Iron and steel mills and ferroalloy manufacturing.....	1	b	D	b	D	D	D	D	D	D	D
3312	Steel product manufacturing, from purchased steel.....	3	144	7	106	5	190	22	74	95	D	15
33122	Rolling and drawing of purchased steel.....	3	144	7	106	5	190	22	74	95	D	15
3313	Alumina and aluminum production.....	4	c	D	c	D	D	D	D	D	D	D
33131	Alumina and aluminum production.....	4	c	D	c	D	D	D	D	D	D	D
3314	Other nonferrous metal production.....	12	g	D	g	D	D	D	D	D	48	D
33141	Other nonferrous metal production.....	2	f	D	f	D	D	D	D	D	D	D
33142	Rolled, drawn, extruded, and alloyed copper.....	3	e	D	c	D	D	D	D	D	D	D
33149	Nonferrous metal, except copper and aluminum, shaping.....	7	g	D	g	D	D	D	D	D	23	D
3315	Foundries.....	9	h	D	h	D	D	D	D	D	D	D
33151	Ferrous metal foundries.....	8	h	D	h	D	D	D	D	D	D	D
331511	Iron foundries.....	7	h	D	h	D	D	D	D	D	D	D
33152	Nonferrous metal foundries.....	1	c	D	c	D	D	D	D	D	D	D
332	Fabricated metal product manufacturing	108	13,919	653	9,687	378	19,888	2,022	2,299	4,289	123	638
3321	Forging and stamping.....	10	g	D	g	D	D	D	D	D	18	D
33211	Forging and stamping.....	10	g	D	g	D	D	D	D	D	18	D
3322	Cutlery and handtool manufacturing.....	8	807	40	418	14	785	129	100	234	2	45
33221	Cutlery and handtool manufacturing.....	8	807	40	418	14	785	129	100	234	2	45
3323	Architectural and structural metals manufacturing.....	6	844	37	563	21	1,141	141	184	319	3	33
33231	Plate work and fabricated structural products.....	4	f	D	e	D	D	D	D	D	D	D
33232	Ornamental and architectural metal products.....	2	e	D	c	D	D	D	D	D	D	D
3324	Boiler, tank, and shipping container manufacturing.....	7	f	D	f	D	D	D	D	D	4	D
33241	Power boiler and heat exchanger manufacturing.....	3	f	D	e	D	D	D	D	D	D	D
33242	Metal tank, heavy gauge, manufacturing.....	2	c	D	c	D	D	D	D	D	D	D
33243	Metal can, box, and other container manufacturing.....	2	b	D	a	D	D	D	D	D	D	D
3325	Hardware manufacturing.....	4	e	D	c	D	D	D	D	D	2	D
33251	Hardware manufacturing.....	4	e	D	c	D	D	D	D	D	2	D
3326	Spring and wire product manufacturing.....	10	1,120	54	882	38	1,922	133	263	396	11	40
33261	Spring and wire product manufacturing.....	10	1,120	54	882	38	1,922	133	263	396	11	40
3327	Machine shops and threaded product manufacturing.....	32	2,580	119	1,849	72	3,789	280	365	639	38	91
33271	Machine shops.....	17	1,004	55	610	29	1,341	112	77	188	9	34
33272	Turned product and screw, nut, and bolt manufacturing.....	15	1,576	64	1,239	43	2,448	167	289	450	29	57
3328	Coating, engraving, and heat treating metals.....	6	e	D	e	D	D	D	D	D	2	D
33281	Coating, engraving, and heat treating metals.....	6	e	D	e	D	D	D	D	D	2	D
3329	Other fabricated metal product manufacturing.....	25	5,003	231	3,495	133	6,937	780	629	1,398	41	255
33291	Metal valve manufacturing.....	9	1,812	98	849	40	1,772	355	276	632	9	92
33299	All other fabricated metal product manufacturing.....	16	3,191	133	2,646	93	5,165	426	352	766	32	164
332991	Ball and roller bearing manufacturing.....	9	h	D	g	D	D	D	D	D	D	D
333	Machinery manufacturing	161	29,202	1,604	16,854	738	35,338	3,983	7,109	11,035	318	1,975
3331	Agriculture, construction, and mining machinery manufacturing.....	10	3,399	152	2,437	90	4,774	501	1,107	1,624	86	321
33311	Agricultural implement manufacturing.....	7	h	D	g	D	D	D	D	D	D	D
33312	Construction machinery manufacturing.....	3	f	D	e	D	D	D	D	D	D	D
3332	Industrial machinery manufacturing.....	25	3,708	220	1,828	87	3,304	492	671	1,189	13	267
33322	Plastics and rubber industry machinery.....	4	f	D	e	D	D	D	D	D	D	D
33329	Other industrial machinery manufacturing.....	21	h	D	g	D	D	D	D	D	D	D
3333	Commercial and service industry machinery.....	24	3,430	159	1,755	63	3,666	636	433	1,068	24	176
33331	Commercial and service industry machinery.....	24	3,430	159	1,755	63	3,666	636	433	1,068	24	176
3334	HVAC and commercial refrigeration equipment.....	7	f	D	e	D	D	D	D	D	2	D
33341	HVAC and commercial refrigeration equipment.....	7	f	D	e	D	D	D	D	D	2	D
3335	Metalworking machinery manufacturing.....	24	g	D	g	D	D	D	D	D	14	D
33351	Metalworking machinery manufacturing.....	24	g	D	g	D	D	D	D	D	14	D
3336	Turbine and power transmission equipment manufacturing.....	24	6,864	427	4,448	230	9,802	558	2,478	2,993	131	597
33361	Turbine and power transmission equipment manufacturing.....	24	6,864	427	4,448	230	9,802	558	2,478	2,993	131	597
333611	Turbine and turbine generator set units manufacturing.....	12	h	D	g	D	D	D	D	D	D	D
333618	Other engine equipment manufacturing.....	10	h	D	h	D	D	D	D	D	D	D
3339	Other general purpose machinery manufacturing.....	47	8,884	457	4,896	201	10,496	1,447	1,844	3,232	47	448
33391	Pump and compressor manufacturing.....	10	1,671	94	758	31	1,580	272	325	577	14	94
33392	Material handling equipment manufacturing.....	12	2,834	106	1,880	66	3,732	331	395	726	7	74
33399	All other general purpose machinery manufacturing.....	25	4,379	257	2,258	104	5,184	845	1,125	1,929	27	280
334	Computer and electronic product manufacturing	66	19,159	1,113	8,776	353	17,510	3,369	3,184	6,596	266	828
3341	Computer and peripheral equipment manufacturing.....	4	1,135	72	275	12	570	242	219	462	D	48
33411	Computer and peripheral equipment manufacturing.....	4	1,135	72	275	12	570	242	219	462	D	48
3342	Communications equipment manufacturing.....	8	g	D	f	D	D	D	D	D	4	D
33422	Broadcast and wireless communications equip.....	5	e	D	c	D	D	D	D	D	D	D
33429	Other communications equipment manufacturing.....	3	f	D	e	D	D	D	D	D	D	D
3343	Audio and video equipment manufacturing.....	1	e	D	c	D	D	D	D	D	D	D
33431	Audio and video equipment manufacturing.....	1	e	D	c	D	D	D	D	D	D	D
3344	Semiconductor and electronic component manufacturing.....	12	6,131	372	3,134	135	6,539	1,164	1,174	2,348	114	210
33441	Semiconductor and electronic component manufacturing.....	12	6,131	372	3,134	135	6,539	1,164	1,174	2,348	114	210
334413	Semiconductors and related device manufacturing.....	6	h	D	g	D	D	D	D	D	D	D
3345	Electronic instrument manufacturing.....	39	9,333	555	3,968	162	7,615	1,593	1,481	3,101	118	512
33451	Electronic instrument manufacturing.....	39	9,333	555	3,968	162	7,615	1,593	1,481	3,101	118	512
334510	Electromedical apparatus manufacturing.....	16	5,531	336	2,739	103	5,260	1,080	864	1,920	95	323
3346	Magnetic media manufacturing and reproducing.....	2	f	D	f	D	D	D	D	D	D	D
33461	Magnetic media manufacturing and reproducing.....	2	f	D	f	D	D	D	D	D	D	D

See the note at the end of the table.

Table M3.3 Selected Data for German-Owned Establishments, by Industry—Table Ends

NAICS code	Industry	Number of establishments	Number of employees	Payroll (millions of dollars)	Production workers			Millions of dollars				
					Number	Wages (millions of dollars)	Hours worked (thousands)	Value added by manufactures	Cost of materials ¹	Value of shipments	Expenditures for new plant and equipment	Inventories (end of 2007)
335	Electrical equipment and appliance manufacturing	41	9,526	451	6,412	232	12,874	1,637	1,888	3,544	109	440
3351	Electric lighting equipment manufacturing.....	8	h	D	g	D	D	D	D	D	D	D
33511	Electric lamp bulb and part manufacturing.....	6	g	D	g	D	D	D	D	D	D	D
33512	Lighting fixture manufacturing	2	c	D	b	D	D	D	D	D	D	D
3352	Household appliance manufacturing	4	g	D	f	D	D	D	D	D	D	D
33522	Major appliance manufacturing	4	g	D	f	D	D	D	D	D	D	D
3353	Electrical equipment manufacturing	20	h	D	h	D	D	D	D	D	D	D
33531	Electrical equipment manufacturing	20	h	D	h	D	D	D	D	D	D	D
3359	Other electrical equipment and component manufacturing.....	9	g	D	f	D	D	D	D	D	28	D
33593	Wiring device manufacturing.....	2	c	D	c	D	D	D	D	D	D	D
33599	Other electrical equipment and component manufacturing.....	7	895	41	614	21	997	215	238	440	D	92
336	Transportation equipment manufacturing	132	86,038	5,270	71,231	4,247	136,694	11,220	49,034	60,099	1,362	3,087
3361	Motor vehicle manufacturing	18	k	D	k	D	D	D	D	D	708	D
33611	Automobile and light truck manufacturing	12	27,985	2,017	25,576	1,810	46,548	4,221	30,417	34,689	D	896
336111	Automobile manufacturing.....	3	i	D	i	D	D	D	D	D	D	D
336112	Light truck and utility vehicle manufacturing.....	9	j	D	j	D	D	D	D	D	608	D
33612	Heavy duty truck manufacturing.....	6	i	D	i	D	D	D	D	D	D	D
336120	Heavy duty truck manufacturing.....	6	i	D	i	D	D	D	D	D	D	D
3362	Motor vehicle body and trailer manufacturing.....	3	1,967	77	1,543	51	2,377	132	866	1,019	D	79
33621	Motor vehicle body and trailer manufacturing.....	3	1,967	77	1,543	51	2,377	132	866	1,019	D	79
3363	Motor vehicle parts manufacturing.....	102	45,829	2,771	35,389	2,079	75,291	6,353	13,236	19,605	637	1,369
33631	Motor vehicle gasoline engine and parts manufacturing.....	25	9,062	537	6,995	365	15,411	1,457	2,829	4,329	138	301
336311	Carburetor, piston ring, and valve manufacturing.....	9	h	D	g	D	D	D	D	D	34	D
336312	Gasoline engine and engine parts manufacturing	16	i	D	h	D	D	D	D	D	105	D
33632	Motor vehicle electric equipment.....	4	3,448	194	2,175	116	4,237	409	816	1,229	39	46
336322	Other motor vehicle electric equipment manufacturing	3	h	D	g	D	D	D	D	D	D	D
33633	Motor vehicle steering and suspension parts.....	10	g	D	g	D	D	D	D	D	D	D
33634	Motor vehicle brake system manufacturing.....	15	i	D	h	D	D	D	D	D	104	D
336340	Motor vehicle brake system manufacturing.....	15	i	D	h	D	D	D	D	D	104	D
33635	Motor vehicle power train components manufacturing	15	10,476	808	8,525	678	18,906	824	3,439	4,255	106	325
336350	Motor vehicle power train components manufacturing	15	10,476	808	8,525	678	18,906	824	3,439	4,255	106	325
33636	Motor vehicle seating and interior trim manufacturing.....	2	b	D	b	D	D	D	D	D	D	D
33637	Motor vehicle metal stamping.....	7	i	D	i	D	D	D	D	D	D	D
336370	Motor vehicle metal stamping.....	7	i	D	i	D	D	D	D	D	D	D
33639	Other motor vehicle parts manufacturing	24	8,805	431	7,013	322	15,116	1,098	2,672	3,737	109	288
336399	All other motor vehicle parts manufacturing	22	i	D	i	D	D	D	D	D	D	D
3364	Aerospace product and parts manufacturing	4	f	D	f	D	D	D	D	D	4	D
33641	Aerospace product and parts manufacturing	4	f	D	f	D	D	D	D	D	4	D
3365	Railroad rolling stock manufacturing	4	g	D	f	D	D	D	D	D	D	D
33651	Railroad rolling stock manufacturing	4	g	D	f	D	D	D	D	D	D	D
3369	Other transportation equipment manufacturing.....	1	c	D	b	D	D	D	D	D	D	D
33699	Other transportation equipment manufacturing.....	1	c	D	b	D	D	D	D	D	D	D
337	Furniture and related product manufacturing	5	h	D	g	D	D	D	D	D	D	D
3371	Household and institutional furniture manufacturing	5	h	D	g	D	D	D	D	D	D	D
33712	Other household and institutional furniture	5	h	D	g	D	D	D	D	D	D	D
339	Miscellaneous manufacturing.....	44	8,939	495	4,591	153	9,487	1,598	947	2,537	84	378
3391	Medical equipment and supplies manufacturing	22	4,982	294	2,246	80	4,716	964	340	1,302	47	203
33911	Medical equipment and supplies manufacturing	22	4,982	294	2,246	80	4,716	964	340	1,302	47	203
339112	Surgical and medical instrument manufacturing.....	13	4,287	247	1,898	68	3,962	754	255	1,006	42	182
3399	Other miscellaneous manufacturing.....	22	3,957	201	2,345	73	4,771	634	606	1,236	36	175
33991	Jewelry and silverware manufacturing	1	a	D	a	D	D	D	D	D	D	D
33992	Sporting and athletic goods manufacturing.....	1	f	D	c	D	D	D	D	D	D	D
33999	All other miscellaneous manufacturing.....	20	h	D	g	D	D	D	D	D	D	D

NOTES: This table shows all three-, four-, and five-digit industries in which German-owned establishments have at least 1 employee, and all six-digit industries in which German-owned establishments have at least 2,500 employees. The following ranges are given in employment cells that are suppressed: a—0 to 19; b—20 to 99; c—100 to 249; e—250 to 499; f—500 to 999; g—1,000 to 2,499; h—2,500 to 4,999; i—5,000 to 9,999; j—10,000 to 24,999; k—25,000 to 49,999; l—50,000 to 99,999; m—100,000 or more.

Table M3.4 Selected Data for Netherlands-Owned Establishments, by Industry—Continues

NAICS code	Industry	Number of establishments	Number of employees	Payroll (millions of dollars)	Production workers			Millions of dollars				
					Number	Wages (millions of dollars)	Hours worked (thousands)	Value added by manufactures	Cost of materials ¹	Value of shipments	Expenditures for new plant and equipment	Inventories (end of 2007)
31-33	Manufacturing	299	54,760	3,207	36,644	1,699	73,724	24,717	39,488	63,491	1,509	4,590
311	Food manufacturing	43	8,205	353	6,893	256	12,214	2,062	2,423	4,511	D	223
3112	Grain and oilseed milling	4	f	D	e	D	D	D	D	D	D	D
31122	Starch and vegetable oil manufacturing	4	f	D	e	D	D	D	D	D	D	D
3114	Fruit and vegetable preserving and specialty	4	f	D	f	D	D	D	D	D	D	D
31141	Frozen food manufacturing	1	c	D	c	D	D	D	D	D	D	D
31142	Fruit and vegetable canning and drying	3	f	D	f	D	D	D	D	D	D	D
3115	Dairy product manufacturing	11	h	D	h	D	D	D	D	D	D	D
31151	Dairy product, except frozen, manufacturing	3	e	D	e	D	D	D	D	D	D	D
31152	Ice cream and frozen dessert manufacturing	8	h	D	h	D	D	D	D	D	D	D
311520	Ice cream and frozen dessert manufacturing	8	h	D	h	D	D	D	D	D	D	D
3116	Animal slaughtering and processing	5	c	D	c	D	D	D	D	D	D	D
31161	Animal slaughtering and processing	5	c	D	c	D	D	D	D	D	D	D
3118	Bakeries and tortilla manufacturing	5	f	D	f	D	D	D	D	D	D	D
31181	Bread and bakery product manufacturing	2	e	D	e	D	D	D	D	D	D	D
31182	Cookie, cracker, and pasta manufacturing	3	c	D	c	D	D	D	D	D	D	D
3119	Other food manufacturing	14	h	D	g	D	D	D	D	D	D	D
31191	Snack food manufacturing	1	c	D	b	D	D	D	D	D	D	D
31192	Coffee and tea manufacturing	2	e	D	e	D	D	D	D	D	D	D
31194	Seasoning and dressing manufacturing	5	f	D	f	D	D	D	D	D	D	D
31199	All other food manufacturing	6	g	D	f	D	D	D	D	D	D	D
312	Beverage and tobacco product manufacturing	1	f	D	e	D	D	D	D	D	D	D
3121	Beverage manufacturing	1	f	D	e	D	D	D	D	D	D	D
31211	Soft drink and ice manufacturing	1	f	D	e	D	D	D	D	D	D	D
313	Textile mills	11	g	D	g	D	D	D	D	D	D	D
3131	Fiber, yarn, and thread mills	1	c	D	c	D	D	D	D	D	D	D
31311	Fiber, yarn, and thread mills	1	c	D	c	D	D	D	D	D	D	D
3132	Fabric mills	8	893	32	724	23	1,520	114	381	480	8	68
31321	Broadwoven fabric mills	5	f	D	f	D	D	D	D	D	D	D
31322	Narrow fabric mills and schiffli embroidery	1	c	D	c	D	D	D	D	D	D	D
31323	Nonwoven fabric mills	2	b	D	b	D	D	D	D	D	D	D
3133	Textile and fabric finishing mills	2	e	D	e	D	D	D	D	D	D	D
31331	Textile and fabric finishing mills	1	e	D	e	D	D	D	D	D	D	D
31332	Fabric coating mills	1	b	D	b	D	D	D	D	D	D	D
314	Textile product mills	4	g	D	g	D	D	D	D	D	6	D
3141	Textile furnishings mills	2	f	D	e	D	D	D	D	D	D	D
31411	Carpet and rug mills	1	e	D	c	D	D	D	D	D	D	D
31412	Curtain and linen mills	1	e	D	c	D	D	D	D	D	D	D
3149	Other textile product mills	2	g	D	f	D	D	D	D	D	D	D
31499	All other textile product mills	2	g	D	f	D	D	D	D	D	D	D
322	Paper manufacturing	4	c	D	c	D	D	D	D	D	*	D
3222	Converted paper product manufacturing	4	c	D	c	D	D	D	D	D	D	D
32222	Paper bag and coated and treated paper manufacturing	3	149	6	115	5	241	10	52	62	D	8
32229	Other converted paper product manufacturing	1	b	D	b	D	D	D	D	D	D	D
323	Printing and related support activities	7	f	D	e	D	D	D	D	D	D	D
3231	Printing and related support activities	7	f	D	e	D	D	D	D	D	D	D
32311	Printing	7	f	D	e	D	D	D	D	D	D	D
324	Petroleum and coal products manufacturing	8	h	D	g	D	D	D	D	D	D	D
3241	Petroleum and coal products manufacturing	8	h	D	g	D	D	D	D	D	D	D
32411	Petroleum refineries	5	g	D	g	D	D	D	D	D	D	D
32419	Other petroleum and coal products manufacturing	3	e	D	e	D	D	D	D	D	D	D
325	Chemical manufacturing	86	11,351	822	6,358	380	13,647	9,802	14,224	23,868	414	1,625
3251	Basic chemical manufacturing	22	3,288	305	1,645	131	4,148	5,404	7,997	13,313	268	909
32511	Petrochemical manufacturing	1	f	D	e	D	D	D	D	D	D	D
32513	Synthetic dye and pigment manufacturing	1	b	D	a	D	D	D	D	D	D	D
32518	Other basic inorganic chemical manufacturing	12	f	D	e	D	D	D	D	D	D	D
32519	Other basic organic chemical manufacturing	8	g	D	f	D	D	D	D	D	D	D
3252	Resin, rubber, and artificial fibers manufacturing	6	f	D	e	D	D	D	D	D	D	D
32521	Resin and synthetic rubber manufacturing	5	e	D	c	D	D	D	D	D	D	D
32522	Artificial fibers and filaments manufacturing	1	c	D	c	D	D	D	D	D	D	D
3254	Pharmaceutical and medicine manufacturing	11	2,163	147	1,183	65	2,448	794	353	1,154	27	175
32541	Pharmaceutical and medicine manufacturing	11	2,163	147	1,183	65	2,448	794	353	1,154	27	175
3255	Paint, coating, and adhesive manufacturing	24	g	D	f	D	D	D	D	D	D	D
32551	Paint and coating manufacturing	24	g	D	f	D	D	D	D	D	D	D
3256	Soap, cleaning compound, and toiletry manufacturing	15	2,593	173	1,777	109	3,831	2,713	4,887	7,555	77	287
32561	Soap and cleaning compound manufacturing	11	g	D	g	D	D	D	D	D	D	D
32562	Toilet preparation manufacturing	4	f	D	f	D	D	D	D	D	D	D
3259	Other chemical product and preparation manufacturing	8	942	46	587	23	1,224	170	263	426	16	74
32591	Printing ink manufacturing	1	c	D	b	D	D	D	D	D	D	D
32592	Explosives manufacturing	1	e	D	c	D	D	D	D	D	D	D
32599	All other chemical preparation manufacturing	6	f	D	e	D	D	D	D	D	D	D
326	Plastics and rubber products manufacturing	11	1,492	54	1,125	34	2,085	165	169	324	9	41
3261	Plastics product manufacturing	8	g	D	f	D	D	D	D	D	D	D
32611	Plastics packaging materials, film and sheet	1	a	D	a	D	D	D	D	D	D	D
32612	Plastics pipe, fittings, and profile shapes	1	f	D	f	D	D	D	D	D	D	D
32616	Plastics bottle manufacturing	1	b	D	b	D	D	D	D	D	D	D
32619	Other plastics product manufacturing	5	425	15	237	6	457	53	72	125	D	12
3262	Rubber product manufacturing	3	e	D	e	D	D	D	D	D	D	D
32622	Rubber and plastics hose and belting manufacturing	3	e	D	e	D	D	D	D	D	D	D

See the note at the end of the table.

Table M3.4 Selected Data for Netherlands-Owned Establishments, by Industry—Table Ends

NAICS code	Industry	Number of establishments	Number of employees	Payroll (millions of dollars)	Production workers			Millions of dollars				
					Number	Wages (millions of dollars)	Hours worked (thousands)	Value added by manufactures	Cost of materials ¹	Value of shipments	Expenditures for new plant and equipment	Inventories (end of 2007)
327	Nonmetallic mineral product manufacturing	9	g	D	g	D	D	D	D	D	D	D
3272	Glass and glass product manufacturing.....	1	c	D	c	D	D	D	D	D	D	D
32721	Glass and glass product manufacturing.....	1	c	D	c	D	D	D	D	D	D	D
3273	Cement and concrete product manufacturing.....	8	g	D	g	D	D	D	D	D	D	D
32739	Other concrete product manufacturing.....	8	g	D	g	D	D	D	D	D	D	D
331	Primary metal manufacturing	3	e	D	c	D	D	D	D	D	3	D
3312	Steel product manufacturing, from purchased steel.....	1	b	D	b	D	D	D	D	D	D	D
33122	Rolling and drawing of purchased steel.....	1	b	D	b	D	D	D	D	D	D	D
3313	Alumina and aluminum production.....	1	b	D	b	D	D	D	D	D	D	D
33131	Alumina and aluminum production.....	1	b	D	b	D	D	D	D	D	D	D
3315	Foundries.....	1	c	D	b	D	D	D	D	D	D	D
33152	Nonferrous metal foundries.....	1	c	D	b	D	D	D	D	D	D	D
332	Fabricated metal product manufacturing	22	g	D	g	D	D	D	D	D	16	D
3321	Forging and stamping.....	1	b	D	b	D	D	D	D	D	D	D
33211	Forging and stamping.....	1	b	D	b	D	D	D	D	D	D	D
3323	Architectural and structural metals manufacturing.....	2	b	D	b	D	D	D	D	D	D	D
33232	Ornamental and architectural metal products.....	2	b	D	b	D	D	D	D	D	D	D
3324	Boiler, tank, and shipping container manufacturing.....	4	e	D	e	D	D	D	D	D	D	D
33242	Metal tank, heavy gauge, manufacturing.....	4	e	D	e	D	D	D	D	D	D	D
3327	Machine shops and threaded product manufacturing.....	3	c	D	c	D	D	D	D	D	D	D
33271	Machine shops.....	3	c	D	c	D	D	D	D	D	D	D
3328	Coating, engraving, and heat treating metals.....	8	c	D	c	D	D	D	D	D	D	D
33281	Coating, engraving, and heat treating metals.....	8	c	D	c	D	D	D	D	D	D	D
3329	Other fabricated metal product manufacturing.....	4	f	D	e	D	D	D	D	D	D	D
33291	Metal valve manufacturing.....	2	e	D	e	D	D	D	D	D	D	D
33299	All other fabricated metal product manufacturing.....	2	c	D	c	D	D	D	D	D	D	D
333	Machinery manufacturing	16	2,493	178	1,526	83	3,155	379	492	808	21	207
3331	Agriculture, construction, and mining machinery manufacturing.....	1	a	D	a	D	D	D	D	D	0	D
33313	Mining and oil and gas field machinery manufacturing.....	1	a	D	a	D	D	D	D	D	0	D
3332	Industrial machinery manufacturing.....	8	1,959	158	1,158	73	2,496	311	420	667	20	192
33329	Other industrial machinery manufacturing.....	8	1,959	158	1,158	73	2,496	311	420	667	20	192
3335	Metalworking machinery manufacturing.....	3	b	D	b	D	D	D	D	D	D	D
33351	Metalworking machinery manufacturing.....	3	b	D	b	D	D	D	D	D	D	D
3336	Turbine and power transmission equipment manufacturing.....	1	b	D	a	D	D	D	D	D	D	D
33361	Turbine and power transmission equipment manufacturing.....	1	b	D	a	D	D	D	D	D	D	D
3339	Other general purpose machinery manufacturing.....	3	419	16	290	8	506	56	65	123	D	13
33399	All other general purpose machinery manufacturing.....	3	419	16	290	8	506	56	65	123	D	13
334	Computer and electronic product manufacturing	27	11,704	817	6,561	366	13,187	3,298	2,118	5,378	166	529
3341	Computer and peripheral equipment manufacturing.....	1	c	D	b	D	D	D	D	D	D	D
33411	Computer and peripheral equipment manufacturing.....	1	c	D	b	D	D	D	D	D	D	D
3344	Semiconductor and electronic component manufacturing.....	8	i	D	h	D	D	D	D	D	D	D
33441	Semiconductor and electronic component manufacturing.....	8	i	D	h	D	D	D	D	D	D	D
334413	Semiconductors and related device manufacturing.....	7	h	D	h	D	D	D	D	D	119	D
3345	Electronic instrument manufacturing.....	18	i	D	g	D	D	D	D	D	D	D
33451	Electronic instrument manufacturing.....	18	i	D	g	D	D	D	D	D	D	D
334510	Electromedical apparatus manufacturing.....	8	h	D	g	D	D	D	D	D	D	D
335	Electrical equipment and appliance manufacturing	12	g	D	g	D	D	D	D	D	D	D
3351	Electric lighting equipment manufacturing.....	6	g	D	g	D	D	D	D	D	D	D
33511	Electric lamp bulb and part manufacturing.....	4	f	D	f	D	D	D	D	D	D	D
33512	Lighting fixture manufacturing.....	2	f	D	f	D	D	D	D	D	D	D
3352	Household appliance manufacturing.....	1	e	D	c	D	D	D	D	D	D	D
33521	Small electrical appliance manufacturing.....	1	e	D	c	D	D	D	D	D	D	D
3353	Electrical equipment manufacturing.....	2	c	D	c	D	D	D	D	D	D	D
33531	Electrical equipment manufacturing.....	2	c	D	c	D	D	D	D	D	D	D
3359	Other electrical equipment and component manufacturing.....	3	f	D	e	D	D	D	D	D	D	D
33592	Communication and energy wire and cable manufacturing.....	3	f	D	e	D	D	D	D	D	D	D
336	Transportation equipment manufacturing	8	1,097	63	676	29	1,459	128	188	319	11	28
3363	Motor vehicle parts manufacturing.....	5	f	D	f	D	D	D	D	D	D	D
33634	Motor vehicle brake system manufacturing.....	1	c	D	c	D	D	D	D	D	D	D
33637	Motor vehicle metal stamping.....	2	c	D	b	D	D	D	D	D	D	D
33639	Other motor vehicle parts manufacturing.....	2	e	D	e	D	D	D	D	D	D	D
3364	Aerospace product and parts manufacturing.....	2	c	D	b	D	D	D	D	D	D	D
33641	Aerospace product and parts manufacturing.....	2	c	D	b	D	D	D	D	D	D	D
3366	Ship and boat building.....	1	c	D	b	D	D	D	D	D	D	D
33661	Ship and boat building.....	1	c	D	b	D	D	D	D	D	D	D
337	Furniture and related product manufacturing	24	h	D	h	D	D	D	D	D	8	D
3379	Other furniture-related product manufacturing.....	24	h	D	h	D	D	D	D	D	8	D
33792	Blind and shade manufacturing.....	24	h	D	h	D	D	D	D	D	8	D
337920	Blind and shade manufacturing.....	24	h	D	h	D	D	D	D	D	8	D
339	Miscellaneous manufacturing	3	f	D	e	D	D	D	D	D	D	D
3391	Medical equipment and supplies manufacturing.....	2	b	D	b	D	D	D	D	D	D	D
33911	Medical equipment and supplies manufacturing.....	2	b	D	b	D	D	D	D	D	D	D
3399	Other miscellaneous manufacturing.....	1	f	D	e	D	D	D	D	D	D	D
33999	All other miscellaneous manufacturing.....	1	f	D	e	D	D	D	D	D	D	D

NOTES: This table shows all three-, four-, and five-digit industries in which Netherlands-owned establishments have at least 1 employee, and all six-digit industries in which Netherlands-owned establishments have at least 2,500 employees. The following ranges are given in employment cells that are suppressed: a—0 to 19; b—20 to 99; c—100 to 249; d—250 to 499; e—500 to 999; f—1,000 to 2,499; g—2,500 to 4,999; h—5,000 to 9,999; i—10,000 to 24,999; j—25,000 to 49,999; k—50,000 to 99,999; m—100,000 or more.

Table M3.5 Selected Data for Swiss-Owned Establishments, by Industry—Continues

NAICS code	Industry	Number of establishments	Number of employees	Payroll (millions of dollars)	Production workers			Millions of dollars				
					Number	Wages (millions of dollars)	Hours worked (thousands)	Value added by manufactures	Cost of materials ¹	Value of shipments	Expenditures for new plant and equipment	Inventories (end of 2007)
31-33	Manufacturing	525	95,483	5,905	61,441	2,955	120,344	44,994	22,798	67,058	2,362	6,827
311	Food manufacturing	67	23,719	1,260	18,058	835	34,655	6,658	7,234	13,882	282	811
3111	Animal food manufacturing.....	16	h	D	h	D	D	D	D	D	D	D
31111	Animal food manufacturing.....	16	h	D	h	D	D	D	D	D	D	D
311111	Dog and cat food manufacturing.....	16	h	D	h	D	D	D	D	D	D	D
3113	Sugar and confectionery product manufacturing.....	13	h	D	h	D	D	D	D	D	37	D
31132	Confectionery manufacturing from cacao beans.....	3	g	D	f	D	D	D	D	D	D	D
31133	Confectionery manufacturing from purchased chocolate.....	4	g	D	g	D	D	D	D	D	D	D
31134	Nonchocolate confectionery manufacturing.....	6	1,787	97	1,169	56	2,257	249	168	420	13	48
3114	Fruit and vegetable preserving and specialty.....	9	i	D	i	D	D	D	D	D	D	D
31141	Frozen food manufacturing.....	6	i	D	i	D	D	D	D	D	D	D
311412	Frozen specialty food manufacturing.....	6	i	D	i	D	D	D	D	D	D	D
31142	Fruit and vegetable canning and drying.....	3	g	D	g	D	D	D	D	D	D	D
3115	Dairy product manufacturing.....	15	h	D	h	D	D	D	D	D	D	D
31151	Dairy product, except frozen, manufacturing.....	8	g	D	g	D	D	D	D	D	D	D
31152	Ice cream and frozen dessert manufacturing.....	7	g	D	g	D	D	D	D	D	D	D
3118	Bakeries and tortilla manufacturing.....	2	e	D	e	D	D	D	D	D	D	D
31181	Bread and bakery product manufacturing.....	1	c	D	c	D	D	D	D	D	D	D
31182	Cookie, cracker, and pasta manufacturing.....	1	c	D	c	D	D	D	D	D	D	D
3119	Other food manufacturing.....	12	h	D	h	D	D	D	D	D	D	D
31192	Coffee and tea manufacturing.....	2	f	D	f	D	D	D	D	D	D	D
31193	Flavoring syrup and concentrate manufacturing.....	1	c	D	b	D	D	D	D	D	D	D
31194	Seasoning and dressing manufacturing.....	5	1,610	96	1,167	53	1,262	292	290	573	24	108
31199	All other food manufacturing.....	4	f	D	f	D	D	D	D	D	D	D
312	Beverage and tobacco product manufacturing.....	26	h	D	h	D	D	D	D	D	D	D
3121	Beverage manufacturing.....	26	h	D	h	D	D	D	D	D	D	D
31211	Soft drink and ice manufacturing.....	22	h	D	h	D	D	D	D	D	D	D
312112	Bottled water manufacturing.....	22	h	D	h	D	D	D	D	D	D	D
31213	Wineries.....	4	c	D	b	D	D	D	D	D	3	D
313	Textile mills.....	3	e	D	e	D	D	D	D	D	D	D
3132	Fabric mills.....	2	c	D	c	D	D	D	D	D	D	D
31321	Broadwoven fabric mills.....	2	c	D	c	D	D	D	D	D	D	D
3133	Textile and fabric finishing mills.....	1	c	D	c	D	D	D	D	D	D	D
31332	Fabric coating mills.....	1	c	D	c	D	D	D	D	D	D	D
314	Textile product mills.....	3	f	D	e	D	D	D	D	D	D	D
3141	Textile furnishings mills.....	1	f	D	e	D	D	D	D	D	D	D
31411	Carpet and rug mills.....	1	f	D	e	D	D	D	D	D	D	D
3149	Other textile product mills.....	2	c	D	b	D	D	D	D	D	D	D
31491	Textile bag and canvas mills.....	1	b	D	b	D	D	D	D	D	D	D
31499	All other textile product mills.....	1	b	D	b	D	D	D	D	D	D	D
315	Apparel manufacturing.....	1	c	D	c	D	D	D	D	D	D	D
3152	Cut and sew apparel manufacturing.....	1	c	D	c	D	D	D	D	D	D	D
31529	Other cut and sew apparel manufacturing.....	1	c	D	c	D	D	D	D	D	D	D
321	Wood product manufacturing.....	3	f	D	f	D	D	D	D	D	D	D
3211	Sawmills and wood preservation.....	2	e	D	c	D	D	D	D	D	D	D
32111	Sawmills and wood preservation.....	2	e	D	c	D	D	D	D	D	D	D
3212	Plywood and engineered wood product manufacturing.....	1	e	D	e	D	D	D	D	D	D	D
32121	Plywood and engineered wood product manufacturing.....	1	e	D	e	D	D	D	D	D	D	D
322	Paper manufacturing.....	5	f	D	e	D	D	D	D	D	D	D
3221	Pulp, paper, and paperboard mills.....	1	e	D	c	D	D	D	D	D	D	D
32213	Paperboard mills.....	1	e	D	c	D	D	D	D	D	D	D
3222	Converted paper product manufacturing.....	4	e	D	e	D	D	D	D	D	D	D
32221	Paperboard container manufacturing.....	1	b	D	b	D	D	D	D	D	D	D
32222	Paper bag and coated and treated paper manufacturing.....	2	e	D	c	D	D	D	D	D	D	D
32229	Other converted paper product manufacturing.....	1	b	D	b	D	D	D	D	D	D	D
323	Printing and related support activities.....	16	h	D	h	D	D	D	D	D	D	D
3231	Printing and related support activities.....	16	h	D	h	D	D	D	D	D	D	D
32311	Printing.....	16	h	D	h	D	D	D	D	D	D	D
324	Petroleum and coal products manufacturing.....	21	e	D	e	D	D	D	D	D	D	D
3241	Petroleum and coal products manufacturing.....	21	e	D	e	D	D	D	D	D	D	D
32412	Asphalt paving and roofing materials manufacturing.....	21	e	D	e	D	D	D	D	D	D	D
325	Chemical manufacturing.....	84	29,904	2,534	13,538	807	24,495	29,503	7,798	36,590	1,359	4,163
3251	Basic chemical manufacturing.....	7	g	D	g	D	D	D	D	D	50	D
32511	Petrochemical manufacturing.....	1	c	D	c	D	D	D	D	D	D	D
32513	Synthetic dye and pigment manufacturing.....	3	f	D	e	D	D	D	D	D	D	D
32518	Other basic inorganic chemical manufacturing.....	1	b	D	b	D	D	D	D	D	D	D
32519	Other basic organic chemical manufacturing.....	2	f	D	f	D	D	D	D	D	D	D
3252	Resin, rubber, and artificial fibers manufacturing.....	13	f	D	f	D	D	D	D	D	13	D
32521	Resin and synthetic rubber manufacturing.....	13	f	D	f	D	D	D	D	D	13	D
3253	Agricultural chemical manufacturing.....	7	f	D	e	D	D	D	D	D	D	D
32531	Fertilizer manufacturing.....	3	b	D	b	D	D	D	D	D	D	D
32532	Pesticide and other agricultural chemical manufacturing.....	4	f	D	e	D	D	D	D	D	D	D
3254	Pharmaceutical and medicine manufacturing.....	29	j	D	j	D	D	D	D	D	1,181	D
32541	Pharmaceutical and medicine manufacturing.....	29	j	D	j	D	D	D	D	D	1,181	D
325412	Pharmaceutical preparation manufacturing.....	17	j	D	j	D	D	D	D	D	D	D
325413	In-vitro diagnostic substance manufacturing.....	2	h	D	f	D	D	D	D	D	D	D
3255	Paint, coating, and adhesive manufacturing.....	10	f	D	e	D	D	D	D	D	D	D
32551	Paint and coating manufacturing.....	1	a	D	a	D	D	D	D	D	D	D
32552	Adhesive manufacturing.....	9	f	D	e	D	D	D	D	D	D	D
3256	Soap, cleaning compound, and toiletry manufacturing.....	5	g	D	f	D	D	D	D	D	61	D
32561	Soap and cleaning compound manufacturing.....	2	c	D	c	D	D	D	D	D	D	D
32562	Toilet preparation manufacturing.....	3	g	D	e	D	D	D	D	D	D	D
3259	Other chemical product and preparation manufacturing.....	13	f	D	e	D	D	D	D	D	12	D
32599	All other chemical preparation manufacturing.....	13	f	D	e	D	D	D	D	D	12	D

See the note at the end of the table.

Table M3.5 Selected Data for Swiss-Owned Establishments, by Industry—Continues

NAICS code	Industry	Number of establishments	Number of employees	Payroll (millions of dollars)	Production workers			Millions of dollars				
					Number	Wages (millions of dollars)	Hours worked (thousands)	Value added by manufactures	Cost of materials ¹	Value of shipments	Expenditures for new plant and equipment	Inventories (end of 2007)
326	Plastics and rubber products manufacturing	25	2,685	114	1,922	68	4,099	369	365	734	50	101
3261	Plastics product manufacturing	21	g	D	g	D	D	D	D	D	49	D
32611	Plastics packaging materials, film and sheet	3	e	D	c	D	D	D	D	D	D	D
32612	Plastics pipe, fittings, and profile shapes	5	f	D	e	D	D	D	D	D	D	D
32614	Polystyrene foam product manufacturing	1	c	D	c	D	D	D	D	D	D	D
32615	Urethane and other foam product manufacturing	1	b	D	b	D	D	D	D	D	D	D
32616	Plastics bottle manufacturing	2	e	D	e	D	D	D	D	D	D	D
32619	Other plastics product manufacturing	9	848	36	579	17	1,193	120	133	252	6	28
3262	Rubber product manufacturing	4	e	D	e	D	D	D	D	D	1	D
32622	Rubber and plastics hose and belting manufacturing	1	b	D	b	D	D	D	D	D	D	D
32629	Other rubber product manufacturing	3	e	D	e	D	D	D	D	D	D	D
327	Nonmetallic mineral product manufacturing	118	4,789	287	3,503	211	7,670	1,339	1,049	2,396	D	240
3272	Glass and glass product manufacturing	5	f	D	f	D	D	D	D	D	D	D
32721	Glass and glass product manufacturing	5	f	D	f	D	D	D	D	D	D	D
3273	Cement and concrete product manufacturing	106	h	D	g	D	D	D	D	D	D	D
32731	Cement manufacturing	16	g	D	g	D	D	D	D	D	D	D
32732	Ready-mix concrete manufacturing	85	g	D	f	D	D	D	D	D	D	D
32733	Concrete pipe, brick, and block manufacturing	3	b	D	b	D	D	D	D	D	D	D
32739	Other concrete product manufacturing	2	a	D	a	D	D	D	D	D	D	D
3279	Other nonmetallic mineral products	7	f	D	e	D	D	D	D	D	7	D
32791	Abrasive product manufacturing	1	c	D	c	D	D	D	D	D	D	D
32799	All other nonmetallic mineral products manufacturing	6	f	D	e	D	D	D	D	D	D	D
331	Primary metal manufacturing	10	g	D	g	D	D	D	D	D	28	D
3313	Alumina and aluminum production	7	g	D	g	D	D	D	D	D	D	D
33131	Alumina and aluminum production	7	g	D	g	D	D	D	D	D	D	D
3314	Other nonferrous metal production	2	b	D	b	D	D	D	D	D	D	D
33149	Nonferrous metal, except copper and aluminum, shaping	2	b	D	b	D	D	D	D	D	D	D
3315	Foundries	1	b	D	b	D	D	D	D	D	D	D
33152	Nonferrous metal foundries	1	b	D	b	D	D	D	D	D	D	D
332	Fabricated metal product manufacturing	33	2,677	125	1,938	64	3,777	393	311	689	14	134
3321	Forging and stamping	1	b	D	b	D	D	D	D	D	D	D
33211	Forging and stamping	1	b	D	b	D	D	D	D	D	D	D
3322	Cutlery and handtool manufacturing	1	e	D	c	D	D	D	D	D	D	D
33221	Cutlery and handtool manufacturing	1	e	D	c	D	D	D	D	D	D	D
3323	Architectural and structural metals manufacturing	1	a	D	a	D	D	D	D	D	D	D
33232	Ornamental and architectural metal products	1	a	D	a	D	D	D	D	D	D	D
3324	Boiler, tank, and shipping container manufacturing	1	b	D	b	D	D	D	D	D	D	D
33243	Metal can, box, and other container manufacturing	1	b	D	b	D	D	D	D	D	D	D
3325	Hardware manufacturing	4	g	D	f	D	D	D	D	D	D	D
33251	Hardware manufacturing	4	g	D	f	D	D	D	D	D	D	D
3326	Spring and wire product manufacturing	2	b	D	b	D	D	D	D	D	D	D
33261	Spring and wire product manufacturing	2	b	D	b	D	D	D	D	D	D	D
3327	Machine shops and threaded product manufacturing	2	c	D	b	D	D	D	D	D	D	D
33271	Machine shops	1	b	D	b	D	D	D	D	D	D	D
33272	Turned product and screw, nut, and bolt manufacturing	1	b	D	b	D	D	D	D	D	D	D
3328	Coating, engraving, and heat treating metals	16	e	D	e	D	D	D	D	D	D	D
33281	Coating, engraving, and heat treating metals	16	e	D	e	D	D	D	D	D	D	D
3329	Other fabricated metal product manufacturing	5	f	D	e	D	D	D	D	D	5	D
33291	Metal valve manufacturing	2	c	D	b	D	D	D	D	D	D	D
33299	All other fabricated metal product manufacturing	3	f	D	e	D	D	D	D	D	D	D
333	Machinery manufacturing	45	6,456	327	3,864	177	7,483	990	1,312	2,286	58	404
3331	Agriculture, construction, and mining machinery manufacturing	3	e	D	c	D	D	D	D	D	D	D
33312	Construction machinery manufacturing	3	e	D	c	D	D	D	D	D	D	D
3332	Industrial machinery manufacturing	15	g	D	f	D	D	D	D	D	10	D
33322	Plastics and rubber industry machinery	1	b	D	a	D	D	D	D	D	D	D
33329	Other industrial machinery manufacturing	14	g	D	f	D	D	D	D	D	D	D
3333	Commercial and service industry machinery	2	c	D	b	D	D	D	D	D	D	D
33331	Commercial and service industry machinery	2	c	D	b	D	D	D	D	D	D	D
3334	HVAC and commercial refrigeration equipment	1	b	D	b	D	D	D	D	D	D	D
33341	HVAC and commercial refrigeration equipment	1	b	D	b	D	D	D	D	D	D	D
3335	Metalworking machinery manufacturing	3	e	D	c	D	D	D	D	D	D	D
33351	Metalworking machinery manufacturing	3	e	D	c	D	D	D	D	D	D	D
3336	Turbine and power transmission equipment manufacturing	1	g	D	f	D	D	D	D	D	D	D
33361	Turbine and power transmission equipment manufacturing	1	g	D	f	D	D	D	D	D	D	D
3339	Other general purpose machinery manufacturing	20	h	D	g	D	D	D	D	D	32	D
33391	Pump and compressor manufacturing	7	962	55	534	26	1,143	205	221	419	D	44
33392	Material handling equipment manufacturing	9	g	D	f	D	D	D	D	D	D	D
33399	All other general purpose machinery manufacturing	4	e	D	e	D	D	D	D	D	D	D
334	Computer and electronic product manufacturing	16	2,469	154	1,554	77	3,119	402	367	770	7	102
3344	Semiconductor and electronic component manufacturing	1	a	D	a	D	D	D	D	D	D	D
33441	Semiconductor and electronic component manufacturing	1	a	D	a	D	D	D	D	D	D	D
3345	Electronic instrument manufacturing	14	g	D	g	D	D	D	D	D	D	D
33451	Electronic instrument manufacturing	14	g	D	g	D	D	D	D	D	D	D
3346	Magnetic media manufacturing and reproducing	1	a	D	a	D	D	D	D	D	D	D
33461	Magnetic media manufacturing and reproducing	1	a	D	a	D	D	D	D	D	D	D
335	Electrical equipment and appliance manufacturing	18	h	D	h	D	D	D	D	D	D	D
3353	Electrical equipment manufacturing	17	h	D	h	D	D	D	D	D	D	D
33531	Electrical equipment manufacturing	17	h	D	h	D	D	D	D	D	D	D
3359	Other electrical equipment and component manufacturing	1	a	D	a	D	D	D	D	D	D	D
33592	Communication and energy wire and cable manufacturing	1	a	D	a	D	D	D	D	D	D	D

See the note at the end of the table.

Table M3.5 Selected Data for Swiss-Owned Establishments, by Industry—Table Ends

NAICS code	Industry	Number of establishments	Number of employees	Payroll (millions of dollars)	Production workers			Millions of dollars				
					Number	Wages (millions of dollars)	Hours worked (thousands)	Value added by manufactures	Cost of materials ¹	Value of shipments	Expenditures for new plant and equipment	Inventories (end of 2007)
336	Transportation equipment manufacturing	10	823	38	625	23	1,362	118	136	253	7	20
3363	Motor vehicle parts manufacturing.....	10	823	38	625	23	1,362	118	136	253	7	20
33631	Motor vehicle gasoline engine and parts manufacturing.....	1	b	D	b	D	D	D	D	D	D	D
33635	Motor vehicle power train components manufacturing.....	2	b	D	b	D	D	D	D	D	D	D
33636	Motor vehicle seating and interior trim manufacturing.....	3	e	D	c	D	D	D	D	D	D	D
33637	Motor vehicle metal stamping.....	3	e	D	c	D	D	D	D	D	D	D
33639	Other motor vehicle parts manufacturing.....	1	b	D	b	D	D	D	D	D	D	D
337	Furniture and related product manufacturing	4	e	D	e	D	D	D	D	D	1	D
3371	Household and institutional furniture manufacturing.....	3	e	D	e	D	D	D	D	D	D	D
33712	Other household and institutional furniture.....	3	e	D	e	D	D	D	D	D	D	D
3372	Office furniture and fixtures manufacturing.....	1	a	D	a	D	D	D	D	D	D	D
33721	Office furniture and fixtures manufacturing.....	1	a	D	a	D	D	D	D	D	D	D
339	Miscellaneous manufacturing	17	4,434	206	3,815	147	7,893	857	475	1,347	33	97
3391	Medical equipment and supplies manufacturing.....	10	h	D	h	D	D	D	D	D	D	D
33911	Medical equipment and supplies manufacturing.....	10	h	D	h	D	D	D	D	D	D	D
3399	Other miscellaneous manufacturing.....	7	f	D	f	D	D	D	D	D	D	D
33991	Jewelry and silverware manufacturing.....	2	e	D	e	D	D	D	D	D	D	D
33999	All other miscellaneous manufacturing.....	5	c	D	c	D	D	D	D	D	D	D

NOTES. This table shows all three-, four-, and five-digit industries in which Swiss-owned establishments have at least 1 employee, and all six-digit industries in which Swiss-owned establishments have at least 2,500 employees.

The following ranges are given in employment cells that are suppressed: a—0 to 19; b—20 to 99; c—100 to 249; e—250 to 499; f—500 to 999; g—1,000 to 2,499; h—2,500 to 4,999; i—5,000 to 9,999; j—10,000 to 24,999; k—25,000 to 49,999; l—50,000 to 99,999; m—100,000 or more.

Table M3.6 Selected Data for British-Owned Establishments, by Industry—Continues

NAICS code	Industry	Number of establishments	Number of employees	Payroll (millions of dollars)	Production workers			Millions of dollars				
					Number	Wages (millions of dollars)	Hours worked (thousands)	Value added by manufactures	Cost of materials ¹	Value of shipments	Expenditures for new plant and equipment	Inventories (end of 2007)
31–33	Manufacturing	1,256	213,936	12,649	138,751	6,633	287,947	79,254	91,148	167,181	3,914	19,870
311	Food manufacturing	40	6,966	348	5,519	246	11,393	3,590	2,836	6,407	219	460
3111	Animal food manufacturing.....	1	b	D	a	D	D	D	D	D	D	D
31111	Animal food manufacturing.....	1	b	D	a	D	D	D	D	D	D	D
3112	Grain and oilseed milling.....	14	2,661	153	2,119	112	4,632	1,703	1,639	3,326	137	227
31121	Flour milling and malt manufacturing.....	1	c	D	c	D	D	D	D	D	D	D
31122	Starch and vegetable oil manufacturing.....	12	g	D	g	D	D	D	D	D	D	D
31123	Breakfast cereal manufacturing.....	1	c	D	c	D	D	D	D	D	D	D
3113	Sugar and confectionery product manufacturing.....	2	f	D	f	D	D	D	D	D	D	D
31134	Nonchocolate confectionery manufacturing.....	2	f	D	f	D	D	D	D	D	D	D
3114	Fruit and vegetable preserving and specialty.....	7	g	D	g	D	D	D	D	D	D	D
31142	Fruit and vegetable canning and drying.....	7	g	D	g	D	D	D	D	D	D	D
3115	Dairy product manufacturing.....	4	197	8	165	6	345	36	78	115	D	9
31151	Dairy product, except frozen, manufacturing.....	4	197	8	165	6	345	36	78	115	D	9
3116	Animal slaughtering and processing.....	2	f	D	e	D	D	D	D	D	D	D
31161	Animal slaughtering and processing.....	2	f	D	e	D	D	D	D	D	D	D
3118	Bakeries and tortilla manufacturing.....	1	b	D	a	D	D	D	D	D	D	D
31182	Cookie, cracker, and pasta manufacturing.....	1	b	D	a	D	D	D	D	D	D	D
3119	Other food manufacturing.....	9	1,445	69	972	36	1,828	502	355	852	49	75
31191	Snack food manufacturing.....	2	e	D	e	D	D	D	D	D	D	D
31194	Seasoning and dressing manufacturing.....	4	852	46	554	25	1,007	378	235	608	D	56
31199	All other food manufacturing.....	3	c	D	c	D	D	D	D	D	D	D
312	Beverage and tobacco product manufacturing	48	12,554	727	7,888	444	15,553	11,082	5,364	16,449	249	1,475
3121	Beverage manufacturing.....	39	i	D	i	D	D	D	D	D	D	D
31211	Soft drink and ice manufacturing.....	16	h	D	g	D	D	D	D	D	D	D
312111	Soft drink manufacturing.....	15	h	D	g	D	D	D	D	D	D	D
31212	Breweries.....	8	h	D	h	D	D	D	D	D	D	D
312120	Breweries.....	8	h	D	h	D	D	D	D	D	D	D
31213	Wineries.....	11	e	D	e	D	D	D	D	D	D	D
31214	Distilleries.....	4	f	D	f	D	D	D	D	D	D	D
3122	Tobacco manufacturing.....	9	h	D	g	D	D	D	D	D	D	D
31221	Tobacco stemming and redrying.....	1	a	D	a	D	D	D	D	D	D	D
31222	Tobacco product manufacturing.....	8	h	D	g	D	D	D	D	D	D	D
313	Textile mills	10	g	D	g	D	D	D	D	D	D	D
3131	Fiber, yarn, and thread mills.....	4	f	D	f	D	D	D	D	D	D	D
31311	Fiber, yarn, and thread mills.....	4	f	D	f	D	D	D	D	D	D	D
3132	Fabric mills.....	5	f	D	f	D	D	D	D	D	D	D
31323	Nonwoven fabric mills.....	5	f	D	f	D	D	D	D	D	D	D
3133	Textile and fabric finishing mills.....	1	e	D	e	D	D	D	D	D	D	D
31331	Textile and fabric finishing mills.....	1	e	D	e	D	D	D	D	D	D	D
314	Textile product mills	4	g	D	f	D	D	D	D	D	2	D
3149	Other textile product mills.....	4	g	D	f	D	D	D	D	D	2	D
31491	Textile bag and canvas mills.....	1	a	D	a	D	D	D	D	D	D	D
31499	All other textile product mills.....	3	g	D	f	D	D	D	D	D	D	D
315	Apparel manufacturing	5	e	D	e	D	D	D	D	D	D	D
3152	Cut and sew apparel manufacturing.....	5	e	D	e	D	D	D	D	D	D	D
31521	Cut and sew apparel contractors.....	1	c	D	c	D	D	D	D	D	0	D
31522	Men's cut and sew apparel manufacturing.....	4	c	D	c	D	D	D	D	D	0	D
316	Leather and allied product manufacturing	2	e	D	e	D	D	D	D	D	D	D
3169	Other leather product manufacturing.....	2	e	D	e	D	D	D	D	D	D	D
31699	Other leather product manufacturing.....	2	e	D	e	D	D	D	D	D	D	D
321	Wood product manufacturing	37	g	D	g	D	D	D	D	D	D	D
3211	Sawmills and wood preservation.....	2	b	D	b	D	D	D	D	D	D	D
32111	Sawmills and wood preservation.....	2	b	D	b	D	D	D	D	D	D	D
3212	Plywood and engineered wood product manufacturing.....	18	f	D	f	D	D	D	D	D	D	D
32121	Plywood and engineered wood product manufacturing.....	18	f	D	f	D	D	D	D	D	D	D
3219	Other wood product manufacturing.....	17	f	D	f	D	D	D	D	D	D	D
32191	Millwork.....	12	f	D	f	D	D	D	D	D	D	D
32192	Wood container and pallet manufacturing.....	1	a	D	a	D	D	D	D	D	D	D
32199	All other wood product manufacturing.....	4	c	D	c	D	D	D	D	D	D	D
322	Paper manufacturing	8	g	D	f	D	D	D	D	D	D	D
3221	Pulp, paper, and paperboard mills.....	1	a	D	a	D	D	D	D	D	D	D
32212	Paper mills.....	1	a	D	a	D	D	D	D	D	D	D
3222	Converted paper product manufacturing.....	7	g	D	f	D	D	D	D	D	D	D
32222	Paper bag and coated and treated paper manufacturing.....	4	e	D	e	D	D	D	D	D	D	D
32229	Other converted paper product manufacturing.....	3	f	D	e	D	D	D	D	D	D	D
323	Printing and related support activities	16	h	D	g	D	D	D	D	D	D	D
3231	Printing and related support activities.....	16	h	D	g	D	D	D	D	D	D	D
32311	Printing.....	12	g	D	g	D	D	D	D	D	8	D
32312	Support activities for printing.....	4	g	D	f	D	D	D	D	D	D	D
324	Petroleum and coal products manufacturing	46	i	D	h	D	D	D	D	D	D	D
3241	Petroleum and coal products manufacturing.....	46	i	D	h	D	D	D	D	D	D	D
32411	Petroleum refineries.....	5	i	D	h	D	D	D	D	D	D	D
324110	Petroleum refineries.....	5	i	D	h	D	D	D	D	D	D	D
32412	Asphalt paving and roofing materials manufacturing.....	34	e	D	e	D	D	D	D	D	D	D
32419	Other petroleum and coal products manufacturing.....	7	e	D	c	D	D	D	D	D	D	D

See the note at the end of the table.

Table M3.6 Selected Data for British-Owned Establishments, by Industry—Continues

NAICS code	Industry	Number of establishments	Number of employees	Payroll (millions of dollars)	Production workers			Millions of dollars				
					Number	Wages (millions of dollars)	Hours worked (thousands)	Value added by manufactures	Cost of materials ¹	Value of shipments	Expenditures for new plant and equipment	Inventories (end of 2007)
325	Chemical manufacturing	106	17,049	1,143	10,361	586	21,773	19,548	20,750	40,603	644	3,428
3251	Basic chemical manufacturing	36	3,651	311	2,104	177	4,614	3,874	10,079	13,862	208	925
32511	Petrochemical manufacturing	5	b	D	f	D	D	D	D	D	108	D
32512	Industrial gas manufacturing	1	b	D	b	D	D	D	D	D	D	D
32513	Synthetic dye and pigment manufacturing	1	b	D	a	D	D	D	D	D	D	D
32518	Other basic inorganic chemical manufacturing	14	g	D	f	D	D	D	D	D	D	D
32519	Other basic organic chemical manufacturing	15	1,341	113	708	68	1,741	946	2,353	3,288	66	232
3252	Resin, rubber, and artificial fibers manufacturing	5	e	D	c	D	D	D	D	D	20	D
32521	Resin and synthetic rubber manufacturing	5	e	D	c	D	D	D	D	D	20	D
3254	Pharmaceutical and medicine manufacturing	18	8,716	557	5,087	243	10,546	12,840	7,574	20,858	339	2,135
32541	Pharmaceutical and medicine manufacturing	18	8,716	557	5,087	243	10,546	12,840	7,574	20,858	339	2,135
325412	Pharmaceutical preparation manufacturing	9	i	D	h	D	D	D	D	D	311	D
3255	Paint, coating, and adhesive manufacturing	32	g	D	g	D	D	D	D	D	D	D
32551	Paint and coating manufacturing	12	g	D	f	D	D	D	D	D	14	D
32552	Adhesive manufacturing	20	f	D	f	D	D	D	D	D	D	D
3256	Soap, cleaning compound, and toiletry manufacturing	9	1,534	92	1,131	66	2,333	1,390	660	2,014	46	144
32561	Soap and cleaning compound manufacturing	6	893	58	719	45	1,522	1,197	484	1,655	D	96
32562	Toilet preparation manufacturing	3	641	34	412	21	811	193	176	359	D	48
3259	Other chemical product and preparation manufacturing	6	f	D	e	D	D	D	D	D	D	D
32591	Printing ink manufacturing	1	b	D	b	D	D	D	D	D	D	D
32592	Explosives manufacturing	1	c	D	b	D	D	D	D	D	D	D
32599	All other chemical preparation manufacturing	4	522	29	308	13	612	150	177	327	9	23
326	Plastics and rubber products manufacturing	87	13,482	545	10,317	347	21,337	1,855	1,654	3,485	133	398
3261	Plastics product manufacturing	68	9,208	385	7,117	248	14,543	1,326	1,241	2,535	110	269
32611	Plastics packaging materials, film and sheet	3	e	D	c	D	D	D	D	D	5	D
32612	Plastics pipe, fittings, and profile shapes	3	297	10	189	5	360	27	20	47	D	4
32614	Polystyrene foam product manufacturing	1	b	D	b	D	D	D	D	D	D	D
32615	Urethane and other foam product manufacturing	1	c	D	b	D	D	D	D	D	D	D
32616	Plastics bottle manufacturing	7	f	D	e	D	D	D	D	D	D	D
32619	Other plastics product manufacturing	53	7,816	324	6,104	212	12,432	1,046	1,028	2,046	95	235
326199	All other plastics product manufacturing	45	i	D	i	D	D	D	D	D	D	D
3262	Rubber product manufacturing	19	4,274	160	3,200	99	6,794	529	412	950	23	128
32622	Rubber and plastics hose and belting manufacturing	13	h	D	g	D	D	D	D	D	D	D
326220	Rubber and plastics hose and belting manufacturing	13	h	D	g	D	D	D	D	D	D	D
32629	Other rubber product manufacturing	6	g	D	i	D	D	D	D	D	D	D
327	Nonmetallic mineral product manufacturing	185	8,214	344	5,885	214	12,600	1,234	868	2,085	85	297
3271	Clay product and refractory manufacturing	28	g	D	g	D	D	D	D	D	D	D
32711	Pottery, ceramics, and plumbing fixture manufacturing	4	e	D	e	D	D	D	D	D	D	D
32712	Clay building material and refractories manufacturing	24	g	D	g	D	D	D	D	D	13	D
3273	Cement and concrete product manufacturing	146	i	D	h	D	D	D	D	D	D	D
32731	Cement manufacturing	2	c	D	b	D	D	D	D	D	D	D
32732	Ready-mix concrete manufacturing	56	f	D	e	D	D	D	D	D	D	D
32733	Concrete pipe, brick, and block manufacturing	63	h	D	g	D	D	D	D	D	D	D
32739	Other concrete product manufacturing	25	g	D	g	D	D	D	D	D	D	D
3279	Other nonmetallic mineral products	11	e	D	e	D	D	D	D	D	D	D
32791	Abrasive product manufacturing	1	b	D	b	D	D	D	D	D	D	D
32799	All other nonmetallic mineral products manufacturing	10	e	D	c	D	D	D	D	D	D	D
331	Primary metal manufacturing	59	23,972	1,585	19,822	1,270	42,252	9,035	12,880	21,713	509	3,683
3311	Iron and steel mills and ferroalloy manufacturing	19	j	D	j	D	D	D	D	D	D	D
33111	Iron and steel mills	19	j	D	j	D	D	D	D	D	D	D
331111	Iron and steel mills	19	j	D	j	D	D	D	D	D	D	D
3312	Steel product manufacturing, from purchased steel	21	g	D	g	D	D	D	D	D	23	D
33121	Iron, steel pipe and tube from purchased steel	9	e	D	e	D	D	D	D	D	D	D
33122	Rolling and drawing of purchased steel	12	1,214	68	1,010	53	2,080	454	567	1,036	D	128
3313	Alumina and aluminum production	2	e	D	c	D	D	D	D	D	D	D
33131	Alumina and aluminum production	2	e	D	c	D	D	D	D	D	D	D
3314	Other nonferrous metal production	16	1,628	83	1,268	60	2,389	1,721	2,629	4,304	56	406
33141	Other nonferrous metal production	9	f	D	f	D	D	D	D	D	D	D
33149	Nonferrous metal, except copper and aluminum, shaping	7	f	D	f	D	D	D	D	D	D	D
3315	Foundries	1	e	D	e	D	D	D	D	D	D	D
33152	Nonferrous metal foundries	1	e	D	e	D	D	D	D	D	D	D
332	Fabricated metal product manufacturing	206	27,513	1,399	19,787	839	42,182	5,135	4,972	10,048	273	1,066
3321	Forging and stamping	18	2,795	125	2,032	79	4,273	545	468	1,009	24	123
33211	Forging and stamping	18	2,795	125	2,032	79	4,273	545	468	1,009	24	123
3322	Cutlery and handtool manufacturing	4	f	D	e	D	D	D	D	D	D	D
33221	Cutlery and handtool manufacturing	4	f	D	e	D	D	D	D	D	D	D
3323	Architectural and structural metals manufacturing	34	6,819	283	5,665	213	12,538	740	750	1,492	25	161
33231	Plate work and fabricated structural products	8	g	D	g	D	D	D	D	D	D	D
33232	Ornamental and architectural metal products	26	i	D	h	D	D	D	D	D	D	D
332322	Sheet metal work manufacturing	16	2,651	81	2,345	68	4,957	182	193	374	D	31
3324	Boiler, tank, and shipping container manufacturing	27	3,023	180	2,451	137	5,334	844	1,894	2,720	D	147
33242	Metal tank, heavy gauge, manufacturing	6	f	D	e	D	D	D	D	D	D	D
33243	Metal can, box, and other container manufacturing	21	g	D	g	D	D	D	D	D	D	D
3325	Hardware manufacturing	8	2,055	87	1,659	57	3,230	264	208	472	13	59
33251	Hardware manufacturing	8	2,055	87	1,659	57	3,230	264	208	472	13	59
3326	Spring and wire product manufacturing	3	e	D	e	D	D	D	D	D	D	D
33261	Spring and wire product manufacturing	3	e	D	e	D	D	D	D	D	D	D
3327	Machine shops and threaded product manufacturing	14	2,187	104	1,786	81	3,658	280	231	494	26	79
33271	Machine shops	7	f	D	f	D	D	D	D	D	6	D
33272	Turned product and screw, nut, and bolt manufacturing	7	g	D	g	D	D	D	D	D	21	D
3328	Coating, engraving, and heat treating metals	60	2,666	140	1,959	94	4,302	970	246	1,233	54	132
33281	Coating, engraving, and heat treating metals	60	2,666	140	1,959	94	4,302	970	246	1,233	54	132
3329	Other fabricated metal product manufacturing	38	6,877	426	3,432	146	7,108	1,262	1,031	2,263	50	329
33291	Metal valve manufacturing	21	3,586	211	2,065	90	4,235	620	640	1,234	21	218
33299	All other fabricated metal product manufacturing	17	3,291	215	1,367	56	2,873	642	392	1,028	30	111

See the note at the end of the table.

Table M3.6 Selected Data for British-Owned Establishments, by Industry—Table Ends

NAICS code	Industry	Number of establishments	Number of employees	Payroll (millions of dollars)	Production workers			Millions of dollars				
					Number	Wages (millions of dollars)	Hours worked (thousands)	Value added by manufactures	Cost of materials ¹	Value of shipments	Expenditures for new plant and equipment	Inventories (end of 2007)
333	Machinery manufacturing	114	16,272	833	9,890	374	19,947	2,396	2,322	4,725	90	651
3331	Agriculture, construction, and mining machinery manufacturing.....	7	1,020	45	767	28	1,902	148	237	382	D	81
33311	Agricultural implement manufacturing.....	2	f	D	f	D	D	D	D	D	D	D
33312	Construction machinery manufacturing.....	2	b	D	b	D	D	D	D	D	D	D
33313	Mining and oil and gas field machinery manufacturing.....	3	e	D	c	D	D	D	D	D	3	D
3332	Industrial machinery manufacturing.....	10	800	38	449	17	879	89	133	220	7	39
33329	Other industrial machinery manufacturing.....	10	800	38	449	17	879	89	133	220	7	39
3333	Commercial and service industry machinery.....	18	2,850	145	1,661	64	3,236	441	411	850	14	101
33331	Commercial and service industry machinery.....	18	2,850	145	1,661	64	3,236	441	411	850	14	101
3334	HVAC and commercial refrigeration equipment.....	24	4,086	168	2,922	96	6,111	530	541	1,073	19	96
33341	HVAC and commercial refrigeration equipment.....	24	4,086	168	2,922	96	6,111	530	541	1,073	19	96
333415	Air conditioning, refrigeration, and forced air heating.....	17	h	D	g	D	D	D	D	D	15	D
3335	Metalworking machinery manufacturing.....	11	1,044	67	579	29	988	179	62	241	7	34
33351	Metalworking machinery manufacturing.....	11	1,044	67	579	29	988	179	62	241	7	34
3336	Turbine and power transmission equipment manufacturing.....	4	1,273	79	578	24	783	179	252	455	D	118
33361	Turbine and power transmission equipment manufacturing.....	4	1,273	79	578	24	783	179	252	455	D	118
3339	Other general purpose machinery manufacturing.....	40	5,199	291	2,934	116	6,048	829	686	1,504	25	182
33391	Pump and compressor manufacturing.....	7	f	D	e	D	D	D	D	D	D	D
33392	Material handling equipment manufacturing.....	13	g	D	f	D	D	D	D	D	D	D
33399	All other general purpose machinery manufacturing.....	20	2,680	150	1,538	57	3,081	433	346	770	15	97
334	Computer and electronic product manufacturing	117	27,445	2,206	11,350	519	22,179	4,845	3,404	8,220	254	1,593
3341	Computer and peripheral equipment manufacturing.....	3	e	D	c	D	D	D	D	D	D	D
33411	Computer and peripheral equipment manufacturing.....	3	e	D	c	D	D	D	D	D	D	D
3342	Communications equipment manufacturing.....	22	3,102	211	1,012	51	1,978	527	246	783	18	169
33421	Telephone apparatus manufacturing.....	4	c	D	b	D	D	D	D	D	1	D
33422	Broadcast and wireless communications equip.....	13	2,110	166	677	37	1,298	446	142	597	14	132
33429	Other communications equipment manufacturing.....	5	f	D	e	D	D	D	D	D	3	D
3344	Semiconductor and electronic component manufacturing.....	28	4,381	228	2,782	117	4,957	878	448	1,326	45	231
33441	Semiconductor and electronic component manufacturing.....	28	4,381	228	2,782	117	4,957	878	448	1,326	45	231
3345	Electronic instrument manufacturing.....	63	19,586	1,742	7,410	347	14,949	3,376	2,668	6,003	189	1,181
33451	Electronic instrument manufacturing.....	63	19,586	1,742	7,410	347	14,949	3,376	2,668	6,003	189	1,181
334511	Search, detection, and navigation instruments.....	27	12,702	1,252	4,234	214	8,944	2,003	1,733	3,672	D	864
3346	Magnetic media manufacturing and reproducing.....	1	a	D	a	D	D	D	D	D	D	D
33461	Magnetic media manufacturing and reproducing.....	1	a	D	a	D	D	D	D	D	D	D
335	Electrical equipment and appliance manufacturing	20	g	D	g	D	D	D	D	D	D	D
3351	Electric lighting equipment manufacturing.....	2	c	D	b	D	D	D	D	D	D	D
33512	Lighting fixture manufacturing.....	2	c	D	b	D	D	D	D	D	D	D
3353	Electrical equipment manufacturing.....	5	e	D	c	D	D	D	D	D	1	D
33531	Electrical equipment manufacturing.....	5	e	D	c	D	D	D	D	D	1	D
3359	Other electrical equipment and component manufacturing.....	13	g	D	a	D	D	D	D	D	14	D
33593	Wiring device manufacturing.....	1	a	D	a	D	D	D	D	D	D	D
33599	Other electrical equipment and component manufacturing.....	12	g	D	g	D	D	D	D	D	D	D
336	Transportation equipment manufacturing	89	27,705	1,645	17,080	826	35,328	6,673	5,724	11,957	270	2,071
3362	Motor vehicle body and trailer manufacturing.....	2	b	D	b	D	D	D	D	D	D	D
33621	Motor vehicle body and trailer manufacturing.....	2	b	D	b	D	D	D	D	D	D	D
3363	Motor vehicle parts manufacturing.....	28	h	D	h	D	D	D	D	D	D	D
33632	Motor vehicle electric equipment.....	4	85	5	42	2	82	15	13	28	1	5
33635	Motor vehicle power train components manufacturing.....	12	g	D	g	D	D	D	D	D	D	D
33636	Motor vehicle seating and interior trim manufacturing.....	1	b	D	b	D	D	D	D	D	D	D
33637	Motor vehicle metal stamping.....	3	e	D	e	D	D	D	D	D	D	D
33639	Other motor vehicle parts manufacturing.....	8	2,081	95	1,160	38	2,342	295	713	982	61	121
3364	Aerospace product and parts manufacturing.....	45	13,550	864	7,739	401	15,962	2,827	1,585	4,339	109	963
33641	Aerospace product and parts manufacturing.....	45	13,550	864	7,739	401	15,962	2,827	1,585	4,339	109	963
336412	Aircraft engine and engine parts manufacturing.....	24	8,732	614	4,624	274	9,223	2,130	1,141	3,219	66	671
336413	Other aircraft parts and equipment.....	18	h	D	g	D	D	D	D	D	D	D
3366	Ship and boat building.....	4	g	D	g	D	D	D	D	D	D	D
33661	Ship and boat building.....	4	g	D	g	D	D	D	D	D	D	D
3369	Other transportation equipment manufacturing.....	10	i	D	h	D	D	D	D	D	D	D
33699	Other transportation equipment manufacturing.....	10	i	D	h	D	D	D	D	D	D	D
336992	Military armored vehicles and tank parts manufacturing.....	10	i	D	h	D	D	D	D	D	D	D
337	Furniture and related product manufacturing	1	b	D	b	D	D	D	D	D	D	D
3379	Other furniture-related product manufacturing.....	1	b	D	b	D	D	D	D	D	D	D
33792	Blind and shade manufacturing.....	1	b	D	b	D	D	D	D	D	D	D
339	Miscellaneous manufacturing	56	14,260	742	7,482	296	15,142	2,649	1,161	3,782	93	715
3391	Medical equipment and supplies manufacturing.....	39	11,593	603	6,042	242	12,026	2,345	909	3,217	81	648
33911	Medical equipment and supplies manufacturing.....	39	11,593	603	6,042	242	12,026	2,345	909	3,217	81	648
339112	Surgical and medical instrument manufacturing.....	19	i	D	h	D	D	D	D	D	D	D
339113	Surgical appliance and supplies manufacturing.....	12	4,774	281	2,249	113	4,566	1,129	438	1,551	43	447
3399	Other miscellaneous manufacturing.....	17	2,667	140	1,440	54	3,116	305	252	565	12	67
33991	Jewelry and silverware manufacturing.....	2	f	D	e	D	D	D	D	D	D	D
33992	Sporting and athletic goods manufacturing.....	2	c	D	c	D	D	D	D	D	D	D
33995	Sign manufacturing.....	4	e	D	c	D	D	D	D	D	D	D
33999	All other miscellaneous manufacturing.....	9	1,631	93	796	33	1,695	245	97	341	8	30

NOTES: This table shows all three-, four-, and five-digit industries in which British-owned establishments have at least 1 employee, and all six-digit industries in which British-owned establishments have at least 2,500 employees.

The following ranges are given in employment cells that are suppressed: a—0 to 19; b—20 to 99; c—100 to 249; e—250 to 499; f—500 to 999; g—1,000 to 2,499; h—2,500 to 4,999; i—5,000 to 9,999; j—10,000 to 24,999; k—25,000 to 49,999; l—50,000 to 99,999; m—100,000 or more.

Table M3.7 Selected Data for Japanese-Owned Establishments, by Industry—Continues

NAICS code	Industry	Number of establishments	Number of employees	Payroll (millions of dollars)	Production workers			Millions of dollars				
					Number	Wages (millions of dollars)	Hours worked (thousands)	Value added by manufactures	Cost of materials ¹	Value of shipments	Expenditures for new plant and equipment	Inventories (end of 2007)
31-33	Manufacturing	1,501	325,933	16,186	240,139	10,645	491,262	66,855	127,343	193,628	6,777	16,213
311	Food manufacturing	111	14,039	500	11,485	368	23,979	2,900	4,547	7,398	192	720
3111	Animal food manufacturing.....	6	e	D	e	D	D	D	D	D	D	D
31111	Animal food manufacturing.....	6	e	D	e	D	D	D	D	D	D	D
3112	Grain and oilseed milling.....	14	g	D	g	D	D	D	D	D	D	D
31122	Starch and vegetable oil manufacturing.....	14	g	D	g	D	D	D	D	D	D	D
3113	Sugar and confectionery product manufacturing.....	2	b	D	b	D	D	D	D	D	D	D
31133	Confectionery manufacturing from purchased chocolate.....	1	b	D	a	D	D	D	D	D	D	D
31134	Nonchocolate confectionery manufacturing.....	1	a	D	a	D	D	D	D	D	D	D
3114	Fruit and vegetable preserving and specially.....	15	g	D	g	D	D	D	D	D	D	D
31141	Frozen food manufacturing.....	3	e	D	e	D	D	D	D	D	D	D
31142	Fruit and vegetable canning and drying.....	12	g	D	g	D	D	D	D	D	D	D
3115	Dairy product manufacturing.....	4	e	D	e	D	D	D	D	D	D	D
31151	Dairy product, except frozen, manufacturing.....	3	e	D	e	D	D	D	D	D	D	D
31152	Ice cream and frozen dessert manufacturing.....	1	a	D	a	D	D	D	D	D	D	D
3116	Animal slaughtering and processing.....	8	h	D	g	D	D	D	D	D	D	D
31161	Animal slaughtering and processing.....	8	h	D	g	D	D	D	D	D	D	D
3117	Seafood product preparation and packaging.....	14	h	D	h	D	D	D	D	D	D	D
31171	Seafood product preparation and packaging.....	14	h	D	h	D	D	D	D	D	D	D
311712	Fresh and frozen seafood processing.....	14	h	D	h	D	D	D	D	D	D	D
3118	Bakeries and tortilla manufacturing.....	26	1,932	61	1,446	41	3,229	288	373	660	18	40
31181	Bread and bakery product manufacturing.....	14	501	13	375	10	728	40	17	56	1	3
31182	Cookie, cracker, and pasta manufacturing.....	12	1,431	48	1,071	32	2,501	248	356	604	17	38
3119	Other food manufacturing.....	22	g	D	g	D	D	D	D	D	D	D
31194	Seasoning and dressing manufacturing.....	17	1,252	56	1,054	45	2,707	415	326	742	43	60
31199	All other food manufacturing.....	5	e	D	e	D	D	D	D	D	D	D
312	Beverage and tobacco product manufacturing.....	16	g	D	e	D	D	D	D	D	D	D
3121	Beverage manufacturing.....	16	g	D	e	D	D	D	D	D	D	D
31211	Soft drink and ice manufacturing.....	8	f	D	e	D	D	D	D	D	D	D
31213	Wineries.....	7	c	D	c	D	D	D	D	D	D	D
31214	Distilleries.....	1	a	D	a	D	D	D	D	D	D	D
313	Textile mills.....	8	1,364	44	1,112	30	2,280	122	102	226	14	20
3131	Fiber, yarn, and thread mills.....	2	c	D	c	D	D	D	D	D	D	D
31311	Fiber, yarn, and thread mills.....	2	c	D	c	D	D	D	D	D	D	D
3132	Fabric mills.....	3	571	23	418	15	892	62	67	132	10	9
31322	Narrow fabric mills and schiffli embroidery.....	2	e	D	c	D	D	D	D	D	D	D
31324	Knit fabric mills.....	1	e	D	c	D	D	D	D	D	D	D
3133	Textile and fabric finishing mills.....	3	f	D	f	D	D	D	D	D	D	D
31331	Textile and fabric finishing mills.....	3	f	D	f	D	D	D	D	D	D	D
314	Textile product mills.....	7	g	D	g	D	D	D	D	D	D	D
3141	Textile furnishings mills.....	2	e	D	e	D	D	D	D	D	D	D
31411	Carpet and rug mills.....	2	e	D	e	D	D	D	D	D	D	D
3149	Other textile product mills.....	5	f	D	f	D	D	D	D	D	D	D
31499	All other textile product mills.....	5	f	D	f	D	D	D	D	D	D	D
315	Apparel manufacturing.....	2	e	D	e	D	D	D	D	D	D	D
3151	Apparel knitting mills.....	1	c	D	c	D	D	D	D	D	D	D
31519	Other apparel knitting mills.....	1	c	D	c	D	D	D	D	D	D	D
3152	Cut and sew apparel manufacturing.....	1	e	D	c	D	D	D	D	D	D	D
31523	Women's cut and sew apparel manufacturing.....	1	e	D	c	D	D	D	D	D	D	D
321	Wood product manufacturing.....	3	c	D	c	D	D	D	D	D	D	D
3211	Sawmills and wood preservation.....	2	c	D	c	D	D	D	D	D	D	D
32111	Sawmills and wood preservation.....	2	c	D	c	D	D	D	D	D	D	D
3212	Plywood and engineered wood product manufacturing.....	1	a	D	a	D	D	D	D	D	D	D
32121	Plywood and engineered wood product manufacturing.....	1	a	D	a	D	D	D	D	D	D	D
322	Paper manufacturing.....	11	g	D	f	D	D	D	D	D	23	D
3221	Pulp, paper, and paperboard mills.....	2	e	D	c	D	D	D	D	D	D	D
32212	Paper mills.....	2	e	D	c	D	D	D	D	D	D	D
3222	Converted paper product manufacturing.....	9	g	D	f	D	D	D	D	D	D	D
32221	Paperboard container manufacturing.....	1	c	D	b	D	D	D	D	D	D	D
32222	Paper bag and coated and treated paper manufacturing.....	7	f	D	f	D	D	D	D	D	7	D
32223	Stationery product manufacturing.....	1	c	D	b	D	D	D	D	D	D	D
323	Printing and related support activities.....	4	e	D	e	D	D	D	D	D	D	D
3231	Printing and related support activities.....	4	e	D	e	D	D	D	D	D	D	D
32311	Printing.....	3	e	D	c	D	D	D	D	D	D	D
32312	Support activities for printing.....	1	b	D	b	D	D	D	D	D	D	D
324	Petroleum and coal products manufacturing.....	6	e	D	c	D	D	D	D	D	4	D
3241	Petroleum and coal products manufacturing.....	6	e	D	c	D	D	D	D	D	4	D
32412	Asphalt paving and roofing materials manufacturing.....	2	b	D	b	D	D	D	D	D	D	D
32419	Other petroleum and coal products manufacturing.....	4	c	D	b	D	D	D	D	D	D	D

See the note at the end of the table.

Table M3.7 Selected Data for Japanese-Owned Establishments, by Industry—Continues

NAICS code	Industry	Number of establishments	Number of employees	Payroll (millions of dollars)	Production workers			Millions of dollars				
					Number	Wages (millions of dollars)	Hours worked (thousands)	Value added by manufactures	Cost of materials ¹	Value of shipments	Expenditures for new plant and equipment	Inventories (end of 2007)
325	Chemical manufacturing	226	20,543	1,235	12,510	608	26,579	9,549	7,626	16,981	601	2,464
3251	Basic chemical manufacturing	52	3,944	256	2,326	132	5,067	1,440	1,389	2,631	217	561
32511	Petrochemical manufacturing	1	b	D	b	D	D	D	D	D	D	D
32512	Industrial gas manufacturing	20	e	D	c	D	D	D	D	D	D	D
32513	Synthetic dye and pigment manufacturing	10	1,068	60	645	32	1,345	245	344	585	D	92
32518	Other basic inorganic chemical manufacturing	7	g	D	f	D	D	D	D	D	21	D
32519	Other basic organic chemical manufacturing	14	f	D	f	D	D	D	D	D	42	D
3252	Resin, rubber, and artificial fibers manufacturing	26	h	D	g	D	D	D	D	D	D	D
32521	Resin and synthetic rubber manufacturing	25	h	D	g	D	D	D	D	D	139	D
32522	Artificial fibers and filaments manufacturing	1	c	D	b	D	D	D	D	D	D	D
3253	Agricultural chemical manufacturing	5	e	D	c	D	D	D	D	D	D	D
32531	Fertilizer manufacturing	2	b	D	a	D	D	D	D	D	D	D
32532	Pesticide and other agricultural chemical manufacturing	3	e	D	c	D	D	D	D	D	2	D
3254	Pharmaceutical and medicine manufacturing	15	3,621	232	2,065	82	4,226	3,473	830	4,285	103	431
32541	Pharmaceutical and medicine manufacturing	15	3,621	232	2,065	82	4,226	3,473	830	4,285	103	431
325412	Pharmaceutical preparation manufacturing	9	h	D	g	D	D	D	D	D	98	D
3255	Paint, coating, and adhesive manufacturing	7	f	D	e	D	D	D	D	D	9	D
32551	Paint and coating manufacturing	4	555	35	293	10	602	38	85	129	D	35
32552	Adhesive manufacturing	3	c	D	c	D	D	D	D	D	D	D
3256	Soap, cleaning compound, and toiletry manufacturing	16	g	D	f	D	D	D	D	D	33	D
32561	Soap and cleaning compound manufacturing	10	f	D	e	D	D	D	D	D	D	D
32562	Toilet preparation manufacturing	6	g	D	f	D	D	D	D	D	D	D
3259	Other chemical product and preparation manufacturing	105	7,291	388	4,820	221	10,142	2,107	2,434	4,551	95	637
32591	Printing ink manufacturing	78	3,697	195	2,555	119	5,282	1,075	890	1,969	35	214
325910	Printing ink manufacturing	78	3,697	195	2,555	119	5,282	1,075	890	1,969	35	214
32599	All other chemical preparation manufacturing	27	3,594	193	2,265	103	4,860	1,032	1,544	2,582	60	424
326	Plastics and rubber products manufacturing	133	28,431	1,354	21,961	972	44,797	4,405	5,431	9,781	328	864
3261	Plastics product manufacturing	65	10,758	458	7,676	291	15,897	1,581	1,995	3,545	160	413
32611	Plastics packaging materials, film and sheet	19	2,851	157	1,784	87	3,965	486	704	1,181	53	180
32612	Plastics pipe, fittings, and profile shapes	7	e	D	e	D	D	D	D	D	D	D
32613	Laminated plastics plate, sheet, and shapes	1	e	D	c	D	D	D	D	D	D	D
32614	Polystyrene foam product manufacturing	1	b	D	b	D	D	D	D	D	D	D
32615	Urethane and other foam product manufacturing	9	f	D	e	D	D	D	D	D	D	D
32616	Plastics bottle manufacturing	3	c	D	c	D	D	D	D	D	D	D
32619	Other plastics product manufacturing	25	6,383	237	4,640	158	9,643	732	687	1,410	78	122
326199	All other plastics product manufacturing	25	6,383	237	4,640	158	9,643	732	687	1,410	78	122
3262	Rubber product manufacturing	68	17,673	896	14,285	681	28,900	2,824	3,436	6,236	168	450
32621	Tire manufacturing	33	j	D	i	D	D	D	D	D	112	D
326211	Tire manufacturing, except retreading	14	j	D	i	D	D	D	D	D	D	D
32622	Rubber and plastics hose and belting manufacturing	9	g	D	f	D	D	D	D	D	10	D
32629	Other rubber product manufacturing	26	i	D	h	D	D	D	D	D	46	D
326291	Rubber product manufacturing, for mechanical use	17	h	D	h	D	D	D	D	D	32	D
327	Nonmetallic mineral product manufacturing	120	j	D	i	D	D	D	D	D	174	D
3271	Clay product and refractory manufacturing	4	e	D	c	D	D	D	D	D	D	D
32711	Pottery, ceramics, and plumbing fixture manufacturing	3	e	D	c	D	D	D	D	D	D	D
32712	Clay building material and refractories manufacturing	1	b	D	b	D	D	D	D	D	D	D
3272	Glass and glass product manufacturing	41	7,368	324	6,133	245	12,320	1,209	1,038	2,223	98	276
32721	Glass and glass product manufacturing	41	7,368	324	6,133	245	12,320	1,209	1,038	2,223	98	276
327211	Flat glass manufacturing	11	h	D	g	D	D	D	D	D	D	D
327215	Glass product manufacturing, made of purchased glass	26	h	D	h	D	D	D	D	D	D	D
3273	Cement and concrete product manufacturing	73	h	D	h	D	D	D	D	D	71	D
32731	Cement manufacturing	4	f	D	f	D	D	D	D	D	D	D
32732	Ready-mix concrete manufacturing	68	h	D	h	D	D	D	D	D	D	D
327320	Ready-mix concrete manufacturing	68	h	D	h	D	D	D	D	D	D	D
32739	Other concrete product manufacturing	1	b	D	b	D	D	D	D	D	D	D
3279	Other nonmetallic mineral products	2	b	D	b	D	D	D	D	D	D	D
32799	All other nonmetallic mineral products manufacturing	2	b	D	b	D	D	D	D	D	D	D
331	Primary metal manufacturing	64	11,361	586	9,149	422	19,649	2,356	3,774	6,128	281	781
3311	Iron and steel mills and ferroalloy manufacturing	4	1,531	118	1,341	99	3,013	1,125	1,302	2,399	23	317
33111	Iron and steel mills and ferroalloy manufacturing	4	1,531	118	1,341	99	3,013	1,125	1,302	2,399	23	317
3312	Steel product manufacturing, from purchased steel	24	g	D	g	D	D	D	D	D	31	D
33121	Iron, steel pipe and tube from purchased steel	11	1,150	49	825	28	1,692	113	369	490	24	89
33122	Rolling and drawing of purchased steel	13	f	D	f	D	D	D	D	D	7	D
3313	Alumina and aluminum production	6	f	D	e	D	D	D	D	D	4	D
33131	Alumina and aluminum production	6	f	D	e	D	D	D	D	D	4	D
3314	Other nonferrous metal production	12	g	D	g	D	D	D	D	D	19	D
33141	Other nonferrous metal production	3	f	D	e	D	D	D	D	D	D	D
33142	Roller, drawn, extruded, and alloyed copper	5	g	D	f	D	D	D	D	D	12	D
33149	Nonferrous metal, except copper and aluminum, shaping	4	c	D	c	D	D	D	D	D	D	D
3315	Foundries	18	i	D	h	D	D	D	D	D	203	D
33151	Ferrous metal foundries	6	1,313	61	993	41	2,165	149	270	426	57	50
33152	Nonferrous metal foundries	12	h	D	h	D	D	D	D	D	146	D
331521	Aluminum die-casting foundries	6	h	D	g	D	D	D	D	D	80	D

See the note at the end of the table.

Table M3.7 Selected Data for Japanese-Owned Establishments, by Industry—Continues

NAICS code	Industry	Number of establishments	Number of employees	Payroll (millions of dollars)	Production workers			Millions of dollars				
					Number	Wages (millions of dollars)	Hours worked (thousands)	Value added by manufactures	Cost of materials ¹	Value of shipments	Expenditures for new plant and equipment	Inventories (end of 2007)
332	Fabricated metal product manufacturing	129	20,103	859	16,173	601	34,350	2,899	4,937	7,742	294	1,143
3321	Forging and stamping	19	h	D	h	D	D	D	D	D	67	D
33211	Forging and stamping	19	h	D	h	D	D	D	D	D	67	D
3322	Cutlery and handtool manufacturing	2	b	D	b	D	D	D	D	D	D	D
33221	Cutlery and handtool manufacturing	2	b	D	b	D	D	D	D	D	D	D
3323	Architectural and structural metals manufacturing	26	3,149	123	2,516	83	5,161	500	822	1,287	32	156
33231	Plate work and fabricated structural products	4	e	D	e	D	D	D	D	D	D	D
33232	Ornamental and architectural metal products	22	h	D	g	D	D	D	D	D	D	D
3325	Hardware manufacturing	7	h	D	g	D	D	D	D	D	D	D
33251	Hardware manufacturing	7	h	D	g	D	D	D	D	D	D	D
332510	Hardware manufacturing	7	h	D	g	D	D	D	D	D	D	D
3326	Spring and wire product manufacturing	6	f	D	f	D	D	D	D	D	10	D
33261	Spring and wire product manufacturing	6	f	D	f	D	D	D	D	D	10	D
3327	Machine shops and threaded product manufacturing	24	2,240	112	1,784	80	3,959	314	403	704	36	94
33271	Machine shops	12	871	47	636	29	1,394	111	101	207	8	34
33272	Turned product and screw, nut, and bolt manufacturing	12	1,369	65	1,148	51	2,565	203	302	497	29	60
3328	Coating, engraving, and heat treating metals	12	1,123	68	654	34	1,378	384	1,451	1,838	23	179
33281	Coating, engraving, and heat treating metals	12	1,123	68	654	34	1,378	384	1,451	1,838	23	179
3329	Other fabricated metal product manufacturing	33	6,917	284	5,696	202	12,005	910	1,037	1,920	106	458
33291	Metal valve manufacturing	8	g	D	g	D	D	D	D	D	15	D
33299	All other fabricated metal product manufacturing	25	h	D	h	D	D	D	D	D	91	D
332991	Ball and roller bearing manufacturing	17	h	D	h	D	D	D	D	D	88	D
333	Machinery manufacturing	150	26,953	1,373	17,867	739	36,109	5,212	9,124	14,339	276	2,145
3331	Agriculture, construction, and mining machinery manufacturing	15	5,274	232	3,854	137	7,045	1,126	2,707	3,921	49	799
33311	Agricultural implement manufacturing	5	g	D	g	D	D	D	D	D	7	D
33312	Construction machinery manufacturing	10	h	D	h	D	D	D	D	D	42	D
333120	Construction machinery manufacturing	10	h	D	h	D	D	D	D	D	42	D
3332	Industrial machinery manufacturing	28	g	D	g	D	D	D	D	D	18	D
33322	Plastics and rubber industry machinery	10	e	D	e	D	D	D	D	D	5	D
33329	Other industrial machinery manufacturing	18	g	D	f	D	D	D	D	D	13	D
3333	Commercial and service industry machinery	7	f	D	f	D	D	D	D	D	3	D
33331	Commercial and service industry machinery	7	f	D	f	D	D	D	D	D	3	D
3334	HVAC and commercial refrigeration equipment	10	h	D	h	D	D	D	D	D	14	D
33341	HVAC and commercial refrigeration equipment	10	h	D	h	D	D	D	D	D	14	D
333415	Air conditioning, refrigeration, and forced air heating	8	h	D	h	D	D	D	D	D	D	D
3335	Metalworking machinery manufacturing	35	h	D	g	D	D	D	D	D	34	D
33351	Metalworking machinery manufacturing	35	h	D	g	D	D	D	D	D	34	D
3336	Turbine and power transmission equipment manufacturing	24	5,022	243	3,868	164	8,024	953	1,906	2,857	97	252
33361	Turbine and power transmission equipment manufacturing	24	5,022	243	3,868	164	8,024	953	1,906	2,857	97	252
3339	Other general purpose machinery manufacturing	31	i	D	h	D	D	D	D	D	62	D
33391	Pump and compressor manufacturing	7	707	37	412	19	864	86	177	264	12	31
33392	Material handling equipment manufacturing	11	3,388	173	2,082	96	4,679	880	1,365	2,230	28	315
333924	Industrial truck, trailer, and stacker manufacturing	8	h	D	g	D	D	D	D	D	D	D
33399	All other general purpose machinery manufacturing	13	h	D	g	D	D	D	D	D	22	D
334	Computer and electronic product manufacturing	103	25,129	1,436	13,804	548	27,731	4,469	7,333	11,840	629	1,375
3341	Computer and peripheral equipment manufacturing	4	e	D	e	D	D	D	D	D	D	D
33411	Computer and peripheral equipment manufacturing	4	e	D	e	D	D	D	D	D	D	D
3342	Communications equipment manufacturing	6	2,106	133	477	18	851	558	287	818	D	130
33421	Telephone apparatus manufacturing	2	g	D	c	D	D	D	D	D	D	D
33422	Broadcast and wireless communications equip	3	f	D	e	D	D	D	D	D	D	D
33429	Other communications equipment manufacturing	1	c	D	b	D	D	D	D	D	D	D
3343	Audio and video equipment manufacturing	12	4,115	203	2,176	74	3,947	1,208	2,125	3,363	57	342
33431	Audio and video equipment manufacturing	12	4,115	203	2,176	74	3,947	1,208	2,125	3,363	57	342
334310	Audio and video equipment manufacturing	12	4,115	203	2,176	74	3,947	1,208	2,125	3,363	57	342
3344	Semiconductor and electronic component manufacturing	32	i	D	i	D	D	D	D	D	321	D
33441	Semiconductor and electronic component manufacturing	32	i	D	i	D	D	D	D	D	321	D
334413	Semiconductors and related device manufacturing	13	4,441	231	3,419	153	6,985	1,031	1,531	2,554	299	352
3345	Electronic instrument manufacturing	38	i	D	h	D	D	D	D	D	48	D
33451	Electronic instrument manufacturing	38	i	D	h	D	D	D	D	D	48	D
3346	Magnetic media manufacturing and reproducing	11	5,801	391	2,762	122	5,715	288	1,567	1,883	176	144
33461	Magnetic media manufacturing and reproducing	11	5,801	391	2,762	122	5,715	288	1,567	1,883	176	144
334613	Magnetic and optical recording media manufacturing	4	h	D	g	D	D	D	D	D	111	D
335	Electrical equipment and appliance manufacturing	54	11,428	517	7,802	291	16,188	2,164	3,095	5,166	105	823
3351	Electric lighting equipment manufacturing	1	b	D	b	D	D	D	D	D	D	D
33511	Electric lamp bulb and part manufacturing	1	b	D	b	D	D	D	D	D	D	D
3352	Household appliance manufacturing	2	f	D	f	D	D	D	D	D	D	D
33522	Major appliance manufacturing	2	f	D	f	D	D	D	D	D	D	D
3353	Electrical equipment manufacturing	17	h	D	g	D	D	D	D	D	D	D
33531	Electrical equipment manufacturing	17	h	D	g	D	D	D	D	D	D	D
3359	Other electrical equipment and component manufacturing	34	6,449	291	4,622	176	9,636	1,299	1,950	3,185	76	492
33591	Battery manufacturing	2	e	D	c	D	D	D	D	D	D	D
33592	Communication and energy wire and cable manufacturing	6	g	D	g	D	D	D	D	D	D	D
33593	Wiring device manufacturing	11	2,395	96	1,892	72	3,981	306	775	1,052	25	176
33599	Other electrical equipment and component manufacturing	15	1,904	89	1,352	52	2,730	566	593	1,126	39	212

See the note at the end of the table.

Table M3.7 Selected Data for Japanese-Owned Establishments, by Industry—Table Ends

NAICS code	Industry	Number of establishments	Number of employees	Payroll (millions of dollars)	Production workers			Millions of dollars				
					Number	Wages (millions of dollars)	Hours worked (thousands)	Value added by manufactures	Cost of materials ¹	Value of shipments	Expenditures for new plant and equipment	Inventories (end of 2007)
336	Transportation equipment manufacturing	304	142,182	7,176	109,960	5,332	221,852	28,801	76,805	105,503	3,678	4,741
3361	Motor vehicle manufacturing	14	k	D	k	D	D	D	D	D	D	D
33611	Automobile and light truck manufacturing	13	k	D	k	D	D	D	D	D	D	D
336111	Automobile manufacturing.....	10	31,422	2,111	26,271	1,806	50,187	11,847	29,842	41,657	D	1,164
336112	Light truck and utility vehicle manufacturing.....	3	j	D	i	D	D	D	D	D	D	D
33612	Heavy duty truck manufacturing.....	1	c	D	c	D	D	D	D	D	D	D
3362	Motor vehicle body and trailer manufacturing.....	2	b	D	a	D	D	D	D	D	D	D
33621	Motor vehicle body and trailer manufacturing	2	b	D	a	D	D	D	D	D	D	D
3363	Motor vehicle parts manufacturing	268	91,567	3,973	68,565	2,711	140,850	12,571	29,049	41,567	1,913	2,937
33631	Motor vehicle gasoline engine and parts manufacturing.....	24	9,518	475	7,027	319	14,247	1,330	3,929	5,259	330	422
336312	Gasoline engine and engine parts manufacturing	22	i	D	i	D	D	D	D	D	D	D
33632	Motor vehicle electric equipment.....	31	j	D	j	D	D	D	D	D	365	D
336321	Vehicular lighting equipment manufacturing.....	5	h	D	h	D	D	D	D	D	D	D
336322	Other motor vehicle electric equipment manufacturing.....	26	j	D	i	D	D	D	D	D	D	D
33633	Motor vehicle steering and suspension parts.....	26	8,882	395	6,541	266	14,102	1,073	2,042	3,126	86	269
336330	Motor vehicle steering and suspension parts.....	26	8,882	395	6,541	266	14,102	1,073	2,042	3,126	86	269
33634	Motor vehicle brake system manufacturing.....	18	i	D	h	D	D	D	D	D	135	D
336340	Motor vehicle brake system manufacturing.....	18	i	D	h	D	D	D	D	D	135	D
33635	Motor vehicle power train components manufacturing.....	19	7,232	350	5,492	251	12,638	1,411	3,543	4,946	308	306
336350	Motor vehicle power train components manufacturing.....	19	7,232	350	5,492	251	12,638	1,411	3,543	4,946	308	306
33636	Motor vehicle seating and interior trim manufacturing.....	30	9,696	345	7,420	235	14,171	1,204	3,268	4,471	49	98
336360	Motor vehicle seating and interior trim manufacturing.....	30	9,696	345	7,420	235	14,171	1,204	3,268	4,471	49	98
33637	Motor vehicle metal stamping.....	32	i	D	i	D	D	D	D	D	259	D
336370	Motor vehicle metal stamping	32	i	D	i	D	D	D	D	D	259	D
33639	Other motor vehicle parts manufacturing	88	k	D	j	D	D	D	D	D	381	D
336391	Motor vehicle air-conditioning manufacturing.....	12	6,278	267	4,159	184	9,051	567	1,838	2,400	114	214
336399	All other motor vehicle parts manufacturing.....	76	j	D	j	D	D	D	D	D	267	D
3364	Aerospace product and parts manufacturing	4	f	D	c	D	D	D	D	D	18	D
33641	Aerospace product and parts manufacturing	4	f	D	c	D	D	D	D	D	18	D
3365	Railroad rolling stock manufacturing	5	e	D	e	D	D	D	D	D	D	D
33651	Railroad rolling stock manufacturing	5	e	D	e	D	D	D	D	D	D	D
3366	Ship and boat building.....	5	g	D	f	D	D	D	D	D	D	D
33661	Ship and boat building.....	5	g	D	f	D	D	D	D	D	D	D
3369	Other transportation equipment manufacturing.....	6	i	D	h	D	D	D	D	D	56	D
33699	Other transportation equipment manufacturing.....	6	i	D	h	D	D	D	D	D	56	D
336999	All other transportation equipment manufacturing	5	i	D	h	D	D	D	D	D	D	D
337	Furniture and related product manufacturing	6	g	D	f	D	D	D	D	D	11	D
3371	Household and institutional furniture manufacturing	3	f	D	e	D	D	D	D	D	D	D
33711	Wood kitchen cabinet and countertop manufacturing	1	f	D	e	D	D	D	D	D	D	D
33712	Other household and institutional furniture	2	c	D	b	D	D	D	D	D	D	D
3372	Office furniture and fixtures manufacturing	3	e	D	c	D	D	D	D	D	D	D
33721	Office furniture and fixtures manufacturing	3	e	D	c	D	D	D	D	D	D	D
339	Miscellaneous manufacturing	44	6,360	261	4,403	150	9,361	933	913	1,849	82	315
3391	Medical equipment and supplies manufacturing.....	21	g	D	g	D	D	D	D	D	17	D
33911	Medical equipment and supplies manufacturing.....	21	g	D	g	D	D	D	D	D	17	D
3399	Other miscellaneous manufacturing.....	23	h	D	h	D	D	D	D	D	65	D
33991	Jewelry and silverware manufacturing	1	c	D	c	D	D	D	D	D	D	D
33992	Sporting and athletic goods manufacturing.....	2	e	D	c	D	D	D	D	D	D	D
33993	Doll, toy, and game manufacturing	1	c	D	b	D	D	D	D	D	D	D
33994	Office supplies, except paper, manufacturing.....	5	f	D	e	D	D	D	D	D	1	D
33999	All other miscellaneous manufacturing.....	14	h	D	g	D	D	D	D	D	54	D

NOTES: This table shows all three-, four-, and five-digit industries in which Japanese-owned establishments have at least 1 employee, and all six-digit industries in which Japanese-owned establishments have at least 2,500 employees. The following ranges are given in employment cells that are suppressed: a—0 to 19; b—20 to 99; c—100 to 249; e—250 to 499; f—500 to 999; g—1,000 to 2,499; h—2,500 to 4,999; i—5,000 to 9,999; j—10,000 to 24,999; k—25,000 to 49,999; l—50,000 to 99,999; m—100,000 or more.

Table M3.15 Number and Employment of Canadian-Owned Establishments, by State and Industry—Continues

NAICS code	Industry	Number of establishments	Number of employees
Alabama			
31-33	Manufacturing	15	3,872
321	Wood product manufacturing	3	e
322	Paper manufacturing	1	c
326	Plastics and rubber products manufacturing	2	e
334	Computer and electronic product manufacturing	1	h
Arizona			
31-33	Manufacturing	6	895
331	Primary metal manufacturing	1	c
332	Fabricated metal product manufacturing	1	c
333	Machinery manufacturing	2	e
Arkansas			
31-33	Manufacturing	6	1,844
321	Wood product manufacturing	2	e
323	Printing and related support activities	2	f
331	Primary metal manufacturing	1	c
336	Transportation equipment manufacturing	1	e
California			
31-33	Manufacturing	44	5,397
311	Food manufacturing	8	1,265
312	Beverage and tobacco product manufacturing	8	e
322	Paper manufacturing	7	869
323	Printing and related support activities	6	1,607
325	Chemical manufacturing	4	c
326	Plastics and rubber products manufacturing	1	c
333	Machinery manufacturing	1	c
334	Computer and electronic product manufacturing	2	f
339	Miscellaneous manufacturing	2	c
Colorado			
31-33	Manufacturing	9	2,640
312	Beverage and tobacco product manufacturing	1	g
323	Printing and related support activities	1	c
324	Petroleum and coal products manufacturing	1	e
325	Chemical manufacturing	2	e
327	Nonmetallic mineral product manufacturing	2	e
Connecticut			
31-33	Manufacturing	7	1,355
311	Food manufacturing	1	e
322	Paper manufacturing	2	e
323	Printing and related support activities	3	f
Delaware			
31-33	Manufacturing	2	c
Florida			
31-33	Manufacturing	14	2,259
311	Food manufacturing	2	c
312	Beverage and tobacco product manufacturing	1	c
321	Wood product manufacturing	2	e
325	Chemical manufacturing	2	f
332	Fabricated metal product manufacturing	1	c
333	Machinery manufacturing	3	f
Georgia			
31-33	Manufacturing	22	3,113
311	Food manufacturing	2	f
321	Wood product manufacturing	3	e
322	Paper manufacturing	2	e
323	Printing and related support activities	2	f
325	Chemical manufacturing	8	402
326	Plastics and rubber products manufacturing	2	c
336	Transportation equipment manufacturing	1	c
Hawaii			
31-33	Manufacturing	1	b
Idaho			
31-33	Manufacturing	3	1,039
311	Food manufacturing	1	f
322	Paper manufacturing	1	c
325	Chemical manufacturing	1	e

See the notes at the end of the table.

Table M3.15 Number and Employment of Canadian-Owned Establishments, by State and Industry—Continues

NAICS code	Industry	Number of establishments	Number of employees
Illinois			
31-33	Manufacturing	19	3,541
322	Paper manufacturing	2	e
323	Printing and related support activities	4	g
324	Petroleum and coal products manufacturing	2	c
325	Chemical manufacturing	3	c
326	Plastics and rubber products manufacturing	2	c
336	Transportation equipment manufacturing	3	823
Indiana			
31-33	Manufacturing	14	h
311	Food manufacturing	3	e
322	Paper manufacturing	1	e
326	Plastics and rubber products manufacturing	1	c
333	Machinery manufacturing	2	e
334	Computer and electronic product manufacturing	1	e
336	Transportation equipment manufacturing	3	e
337	Furniture and related product manufacturing	1	g
Iowa			
31-33	Manufacturing	13	2,323
323	Printing and related support activities	3	f
326	Plastics and rubber products manufacturing	1	c
332	Fabricated metal product manufacturing	1	c
336	Transportation equipment manufacturing	4	g
Kansas			
31-33	Manufacturing	7	j
311	Food manufacturing	1	e
333	Machinery manufacturing	1	e
336	Transportation equipment manufacturing	4	19,633
Kentucky			
31-33	Manufacturing	16	3,712
322	Paper manufacturing	2	c
323	Printing and related support activities	5	1,439
326	Plastics and rubber products manufacturing	2	c
331	Primary metal manufacturing	2	f
332	Fabricated metal product manufacturing	1	c
336	Transportation equipment manufacturing	1	g
Louisiana			
31-33	Manufacturing	5	936
321	Wood product manufacturing	1	c
322	Paper manufacturing	1	f
325	Chemical manufacturing	1	c
Maine			
31-33	Manufacturing	5	653
311	Food manufacturing	2	f
Maryland			
31-33	Manufacturing	11	1,245
311	Food manufacturing	3	236
323	Printing and related support activities	4	e
325	Chemical manufacturing	1	c
332	Fabricated metal product manufacturing	1	c
336	Transportation equipment manufacturing	1	e
Massachusetts			
31-33	Manufacturing	11	1,945
311	Food manufacturing	1	e
322	Paper manufacturing	1	c
323	Printing and related support activities	2	f
325	Chemical manufacturing	2	c
333	Machinery manufacturing	2	c
335	Electrical equipment and appliance manufacturing	2	e
336	Transportation equipment manufacturing	1	c
Michigan			
31-33	Manufacturing	33	4,417
322	Paper manufacturing	2	e
323	Printing and related support activities	2	f
327	Nonmetallic mineral product manufacturing	8	g
331	Primary metal manufacturing	3	578
333	Machinery manufacturing	4	197
336	Transportation equipment manufacturing	6	963

See the notes at the end of the table.

Table M3.15 Number and Employment of Canadian-Owned Establishments, by State and Industry—Continues

NAICS code	Industry	Number of establishments	Number of employees
Minnesota			
31-33	Manufacturing	14	1,758
321	Wood product manufacturing	1	c
322	Paper manufacturing	1	c
323	Printing and related support activities	1	e
326	Plastics and rubber products manufacturing	3	c
333	Machinery manufacturing	2	c
334	Computer and electronic product manufacturing	2	f
Mississippi			
31-33	Manufacturing	4	g
321	Wood product manufacturing	1	c
323	Printing and related support activities	2	f
Missouri			
31-33	Manufacturing	14	g
312	Beverage and tobacco product manufacturing	2	c
323	Printing and related support activities	2	c
326	Plastics and rubber products manufacturing	4	586
331	Primary metal manufacturing	1	c
332	Fabricated metal product manufacturing	1	c
335	Electrical equipment and appliance manufacturing	1	c
Montana			
31-33	Manufacturing	1	b
Nebraska			
31-33	Manufacturing	5	664
311	Food manufacturing	1	e
323	Printing and related support activities	1	c
Nevada			
31-33	Manufacturing	3	267
331	Primary metal manufacturing	1	c
New Hampshire			
31-33	Manufacturing	3	c
333	Machinery manufacturing	2	c
New Jersey			
31-33	Manufacturing	18	2,078
311	Food manufacturing	3	420
321	Wood product manufacturing	1	e
323	Printing and related support activities	2	c
325	Chemical manufacturing	5	f
326	Plastics and rubber products manufacturing	3	e
New Mexico			
31-33	Manufacturing	2	b
New York			
31-33	Manufacturing	72	9,005
311	Food manufacturing	9	1,620
312	Beverage and tobacco product manufacturing	5	c
322	Paper manufacturing	9	1,262
323	Printing and related support activities	4	972
325	Chemical manufacturing	2	c
326	Plastics and rubber products manufacturing	3	c
333	Machinery manufacturing	4	c
335	Electrical equipment and appliance manufacturing	1	e
336	Transportation equipment manufacturing	7	h
339	Miscellaneous manufacturing	7	288
North Carolina			
31-33	Manufacturing	26	3,620
315	Apparel manufacturing	1	c
321	Wood product manufacturing	4	f
322	Paper manufacturing	5	545
325	Chemical manufacturing	6	g
326	Plastics and rubber products manufacturing	2	c
332	Fabricated metal product manufacturing	1	c
333	Machinery manufacturing	1	e
North Dakota			
31-33	Manufacturing	2	c
311	Food manufacturing	1	c

See the notes at the end of the table.

Table M3.15 Number and Employment of Canadian-Owned Establishments, by State and Industry—Continues

NAICS code	Industry	Number of establishments	Number of employees
Ohio			
31-33	Manufacturing	33	h
323	Printing and related support activities	3	f
325	Chemical manufacturing	5	153
326	Plastics and rubber products manufacturing	7	602
332	Fabricated metal product manufacturing	4	208
333	Machinery manufacturing	4	362
335	Electrical equipment and appliance manufacturing	1	c
336	Transportation equipment manufacturing	4	446
337	Furniture and related product manufacturing	1	e
Oklahoma			
31-33	Manufacturing	3	g
323	Printing and related support activities	1	e
336	Transportation equipment manufacturing	1	g
Oregon			
31-33	Manufacturing	10	1,246
321	Wood product manufacturing	3	c
325	Chemical manufacturing	3	f
335	Electrical equipment and appliance manufacturing	1	c
Pennsylvania			
31-33	Manufacturing	41	10,096
311	Food manufacturing	11	g
312	Beverage and tobacco product manufacturing	2	c
322	Paper manufacturing	3	592
323	Printing and related support activities	5	h
325	Chemical manufacturing	7	723
326	Plastics and rubber products manufacturing	1	c
327	Nonmetallic mineral product manufacturing	3	c
331	Primary metal manufacturing	1	e
332	Fabricated metal product manufacturing	3	277
334	Computer and electronic product manufacturing	1	g
336	Transportation equipment manufacturing	2	g
South Carolina			
31-33	Manufacturing	27	3,597
313	Textile mills	1	c
321	Wood product manufacturing	7	665
322	Paper manufacturing	1	e
325	Chemical manufacturing	2	f
326	Plastics and rubber products manufacturing	4	c
327	Nonmetallic mineral product manufacturing	3	c
331	Primary metal manufacturing	1	e
336	Transportation equipment manufacturing	2	f
South Dakota			
31-33	Manufacturing	5	1,311
311	Food manufacturing	3	f
323	Printing and related support activities	1	e
332	Fabricated metal product manufacturing	1	c
Tennessee			
31-33	Manufacturing	20	4,982
322	Paper manufacturing	2	c
323	Printing and related support activities	6	h
326	Plastics and rubber products manufacturing	5	1,038
327	Nonmetallic mineral product manufacturing	1	c
336	Transportation equipment manufacturing	1	f
Texas			
31-33	Manufacturing	31	3,716
312	Beverage and tobacco product manufacturing	2	c
321	Wood product manufacturing	5	708
323	Printing and related support activities	2	f
325	Chemical manufacturing	7	420
326	Plastics and rubber products manufacturing	5	525
327	Nonmetallic mineral product manufacturing	1	c
332	Fabricated metal product manufacturing	2	e
333	Machinery manufacturing	2	e
334	Computer and electronic product manufacturing	3	e
Utah			
31-33	Manufacturing	9	742
322	Paper manufacturing	2	c
326	Plastics and rubber products manufacturing	3	218
332	Fabricated metal product manufacturing	2	c

See the notes at the end of the table.

Table M3.15 Number and Employment of Canadian-Owned Establishments, by State and Industry—Table Ends

NAICS code	Industry	Number of establishments	Number of employees
Vermont			
31-33	Manufacturing	6	546
333	Machinery manufacturing	1	e
Virginia			
31-33	Manufacturing	9	1,566
312	Beverage and tobacco product manufacturing.....	1	e
322	Paper manufacturing.....	1	c
323	Printing and related support activities.....	2	e
325	Chemical manufacturing	1	c
332	Fabricated metal product manufacturing.....	2	c
Washington			
31-33	Manufacturing	28	3,699
311	Food manufacturing	3	f
321	Wood product manufacturing	8	727
322	Paper manufacturing.....	5	g
332	Fabricated metal product manufacturing.....	1	c
West Virginia			
31-33	Manufacturing	4	1,702
322	Paper manufacturing.....	1	c
323	Printing and related support activities.....	1	e
331	Primary metal manufacturing.....	1	g
Wisconsin			
31-33	Manufacturing	30	5,855
311	Food manufacturing	15	2,804
313	Textile mills.....	1	c
322	Paper manufacturing.....	2	e
326	Plastics and rubber products manufacturing.....	4	f
332	Fabricated metal product manufacturing.....	4	495
333	Machinery manufacturing	2	g
Wyoming			
31-33	Manufacturing	1	c
333	Machinery manufacturing	1	c

NOTES. This table shows all states with at least one Canadian-owned manufacturing establishment and all three-digit manufacturing industries in which Canadian-owned establishments have at least 100 employees. The following ranges are given in employment cells that are suppressed: a—0 to 19; b—20 to 99; c—100 to 249; e—250 to 499; f—500 to 999; g—1,000 to 2,499; h—2,500 to 4,999; i—5,000 to 9,999; j—10,000 to 24,999; k—25,000 to 49,999; l—50,000 to 99,999; m—100,000 or more.

Table M3.16 Number and Employment of French-Owned Establishments, by State and Industry—Continues

NAICS code	Industry	Number of establishments	Number of employees
Alabama			
31-33	Manufacturing	44	4,073
326	Plastics and rubber products manufacturing	5	h
327	Nonmetallic mineral product manufacturing	35	725
Alaska			
31-33	Manufacturing	38	c
327	Nonmetallic mineral product manufacturing	22	c
Arizona			
31-33	Manufacturing	3	e
334	Computer and electronic product manufacturing	1	e
Arkansas			
31-33	Manufacturing	16	3,740
325	Chemical manufacturing	2	f
327	Nonmetallic mineral product manufacturing	4	f
334	Computer and electronic product manufacturing	1	c
336	Transportation equipment manufacturing	3	g
California			
31-33	Manufacturing	119	18,503
311	Food manufacturing	8	691
312	Beverage and tobacco product manufacturing	9	792
315	Apparel manufacturing	1	e
316	Leather and allied product manufacturing	1	e
324	Petroleum and coal products manufacturing	7	c
325	Chemical manufacturing	10	360
326	Plastics and rubber products manufacturing	2	c
327	Nonmetallic mineral product manufacturing	34	1,390
332	Fabricated metal product manufacturing	5	1,429
333	Machinery manufacturing	1	e
334	Computer and electronic product manufacturing	14	5,929
335	Electrical equipment and appliance manufacturing	3	f
336	Transportation equipment manufacturing	17	i
339	Miscellaneous manufacturing	6	625
Colorado			
31-33	Manufacturing	13	e
327	Nonmetallic mineral product manufacturing	7	c
333	Machinery manufacturing	3	c
Connecticut			
31-33	Manufacturing	10	2,028
325	Chemical manufacturing	2	c
334	Computer and electronic product manufacturing	2	f
335	Electrical equipment and appliance manufacturing	2	f
339	Miscellaneous manufacturing	2	c
Delaware			
31-33	Manufacturing	1	a
Florida			
31-33	Manufacturing	22	2,413
324	Petroleum and coal products manufacturing	3	e
327	Nonmetallic mineral product manufacturing	5	241
333	Machinery manufacturing	2	e
339	Miscellaneous manufacturing	3	g
Georgia			
31-33	Manufacturing	80	2,405
311	Food manufacturing	1	c
325	Chemical manufacturing	9	909
327	Nonmetallic mineral product manufacturing	50	973
335	Electrical equipment and appliance manufacturing	3	c
Hawaii			
31-33	Manufacturing	3	c
Idaho			
31-33	Manufacturing	1	f
311	Food manufacturing	1	f
Illinois			
31-33	Manufacturing	22	2,263
311	Food manufacturing	3	313
326	Plastics and rubber products manufacturing	1	c
327	Nonmetallic mineral product manufacturing	5	751
334	Computer and electronic product manufacturing	2	f
335	Electrical equipment and appliance manufacturing	2	c

See the notes at the end of the table.

Table M3.16 Number and Employment of French-Owned Establishments, by State and Industry—Continues

NAICS code	Industry	Number of establishments	Number of employees
Indiana			
31-33	Manufacturing	10	6,465
312	Beverage and tobacco product manufacturing.....	1	g
326	Plastics and rubber products manufacturing.....	1	g
327	Nonmetallic mineral product manufacturing.....	1	e
335	Electrical equipment and appliance manufacturing	2	f
336	Transportation equipment manufacturing.....	2	g
Iowa			
31-33	Manufacturing	8	1,219
311	Food manufacturing	3	573
327	Nonmetallic mineral product manufacturing.....	2	c
335	Electrical equipment and appliance manufacturing	2	e
Kansas			
31-33	Manufacturing	20	1,465
323	Printing and related support activities.....	1	c
326	Plastics and rubber products manufacturing.....	3	e
327	Nonmetallic mineral product manufacturing.....	7	e
332	Fabricated metal product manufacturing.....	1	c
339	Miscellaneous manufacturing	4	e
Kentucky			
31-33	Manufacturing	15	1,917
311	Food manufacturing	1	e
312	Beverage and tobacco product manufacturing.....	1	c
325	Chemical manufacturing	3	711
327	Nonmetallic mineral product manufacturing.....	3	142
335	Electrical equipment and appliance manufacturing	2	e
Louisiana			
31-33	Manufacturing	9	785
325	Chemical manufacturing	5	e
327	Nonmetallic mineral product manufacturing.....	3	e
Maine			
31-33	Manufacturing	2	b
Maryland			
31-33	Manufacturing	14	1,076
325	Chemical manufacturing	3	201
326	Plastics and rubber products manufacturing.....	1	e
334	Computer and electronic product manufacturing	1	f
Massachusetts			
31-33	Manufacturing	22	4,189
322	Paper manufacturing.....	3	c
324	Petroleum and coal products manufacturing.....	1	c
325	Chemical manufacturing	1	c
326	Plastics and rubber products manufacturing.....	3	407
327	Nonmetallic mineral product manufacturing.....	6	g
334	Computer and electronic product manufacturing	4	764
335	Electrical equipment and appliance manufacturing	2	f
339	Miscellaneous manufacturing	1	f
Michigan			
31-33	Manufacturing	25	3,724
326	Plastics and rubber products manufacturing.....	6	1,118
327	Nonmetallic mineral product manufacturing.....	4	443
334	Computer and electronic product manufacturing	2	g
335	Electrical equipment and appliance manufacturing	2	e
336	Transportation equipment manufacturing.....	1	c
Minnesota			
31-33	Manufacturing	6	f
324	Petroleum and coal products manufacturing.....	1	e
339	Miscellaneous manufacturing	5	e
Mississippi			
31-33	Manufacturing	4	124
Missouri			
31-33	Manufacturing	23	2,481
325	Chemical manufacturing	2	e
326	Plastics and rubber products manufacturing.....	3	e
327	Nonmetallic mineral product manufacturing.....	9	382
334	Computer and electronic product manufacturing	1	f
335	Electrical equipment and appliance manufacturing	1	e
339	Miscellaneous manufacturing	3	e

See the notes at the end of the table.

Table M3.16 Number and Employment of French-Owned Establishments, by State and Industry—Continues

NAICS code	Industry	Number of establishments	Number of employees
Montana			
31-33	Manufacturing	1	a
Nebraska			
31-33	Manufacturing	5	491
335	Electrical equipment and appliance manufacturing	2	e
Nevada			
31-33	Manufacturing	1	b
New Hampshire			
31-33	Manufacturing	9	1,934
311	Food manufacturing	1	e
313	Textile mills	1	c
334	Computer and electronic product manufacturing	3	e
335	Electrical equipment and appliance manufacturing	2	e
336	Transportation equipment manufacturing	1	f
New Jersey			
31-33	Manufacturing	31	3,603
311	Food manufacturing	5	261
325	Chemical manufacturing	11	1,786
326	Plastics and rubber products manufacturing	6	e
327	Nonmetallic mineral product manufacturing	2	f
335	Electrical equipment and appliance manufacturing	1	c
New Mexico			
31-33	Manufacturing	4	c
334	Computer and electronic product manufacturing	1	c
New York			
31-33	Manufacturing	42	5,866
311	Food manufacturing	1	e
313	Textile mills	1	c
322	Paper manufacturing	1	c
325	Chemical manufacturing	3	196
326	Plastics and rubber products manufacturing	4	e
327	Nonmetallic mineral product manufacturing	8	850
332	Fabricated metal product manufacturing	1	f
334	Computer and electronic product manufacturing	2	e
336	Transportation equipment manufacturing	3	g
339	Miscellaneous manufacturing	4	e
North Carolina			
31-33	Manufacturing	24	3,465
324	Petroleum and coal products manufacturing	4	330
325	Chemical manufacturing	4	f
326	Plastics and rubber products manufacturing	4	825
327	Nonmetallic mineral product manufacturing	4	f
335	Electrical equipment and appliance manufacturing	3	f
339	Miscellaneous manufacturing	2	c
Ohio			
31-33	Manufacturing	47	4,660
311	Food manufacturing	3	730
324	Petroleum and coal products manufacturing	13	e
325	Chemical manufacturing	8	593
326	Plastics and rubber products manufacturing	4	f
327	Nonmetallic mineral product manufacturing	6	122
331	Primary metal manufacturing	1	e
333	Machinery manufacturing	2	c
334	Computer and electronic product manufacturing	3	f
335	Electrical equipment and appliance manufacturing	2	f
339	Miscellaneous manufacturing	3	c
Oklahoma			
31-33	Manufacturing	11	3,015
326	Plastics and rubber products manufacturing	1	g
327	Nonmetallic mineral product manufacturing	2	e
334	Computer and electronic product manufacturing	1	e
336	Transportation equipment manufacturing	1	e
Oregon			
31-33	Manufacturing	5	309
334	Computer and electronic product manufacturing	1	c

See the notes at the end of the table.

Table M3.16 Number and Employment of French-Owned Establishments, by State and Industry—Continues

NAICS code	Industry	Number of establishments	Number of employees
Pennsylvania			
31-33	Manufacturing	37	5,946
311	Food manufacturing	2	e
313	Textile mills	1	c
325	Chemical manufacturing	7	h
327	Nonmetallic mineral product manufacturing	6	f
333	Machinery manufacturing	1	e
334	Computer and electronic product manufacturing	2	e
335	Electrical equipment and appliance manufacturing	1	c
339	Miscellaneous manufacturing	2	f
Rhode Island			
31-33	Manufacturing	5	g
326	Plastics and rubber products manufacturing	1	c
335	Electrical equipment and appliance manufacturing	3	g
339	Miscellaneous manufacturing	1	c
South Carolina			
31-33	Manufacturing	31	7,210
325	Chemical manufacturing	7	461
326	Plastics and rubber products manufacturing	5	h
327	Nonmetallic mineral product manufacturing	6	360
335	Electrical equipment and appliance manufacturing	2	g
336	Transportation equipment manufacturing	1	e
South Dakota			
31-33	Manufacturing	2	f
333	Machinery manufacturing	2	f
Tennessee			
31-33	Manufacturing	20	2,408
325	Chemical manufacturing	3	c
326	Plastics and rubber products manufacturing	4	e
327	Nonmetallic mineral product manufacturing	3	c
334	Computer and electronic product manufacturing	2	e
335	Electrical equipment and appliance manufacturing	2	f
336	Transportation equipment manufacturing	1	e
Texas			
31-33	Manufacturing	53	6,690
311	Food manufacturing	5	499
323	Printing and related support activities	1	c
324	Petroleum and coal products manufacturing	1	e
325	Chemical manufacturing	19	896
326	Plastics and rubber products manufacturing	3	c
327	Nonmetallic mineral product manufacturing	7	g
332	Fabricated metal product manufacturing	2	c
333	Machinery manufacturing	3	c
334	Computer and electronic product manufacturing	4	f
336	Transportation equipment manufacturing	4	g
339	Miscellaneous manufacturing	3	e
Utah			
31-33	Manufacturing	5	550
311	Food manufacturing	1	c
326	Plastics and rubber products manufacturing	1	c
335	Electrical equipment and appliance manufacturing	2	c
Vermont			
31-33	Manufacturing	1	c
333	Machinery manufacturing	1	c
Virginia			
31-33	Manufacturing	26	2,802
311	Food manufacturing	1	c
313	Textile mills	2	f
321	Wood product manufacturing	1	e
324	Petroleum and coal products manufacturing	9	c
325	Chemical manufacturing	3	f
326	Plastics and rubber products manufacturing	4	386
327	Nonmetallic mineral product manufacturing	2	c
332	Fabricated metal product manufacturing	1	c
336	Transportation equipment manufacturing	2	c

See the notes at the end of the table.

Table M3.16 Number and Employment of French-Owned Establishments, by State and Industry—Table Ends

NAICS code	Industry	Number of establishments	Number of employees
Washington			
31-33	Manufacturing	20	3,893
325	Chemical manufacturing	5	f
327	Nonmetallic mineral product manufacturing	5	f
334	Computer and electronic product manufacturing	3	265
336	Transportation equipment manufacturing	5	g
339	Miscellaneous manufacturing	1	c
West Virginia			
31-33	Manufacturing	2	f
327	Nonmetallic mineral product manufacturing	2	f
Wisconsin			
31-33	Manufacturing	14	g
311	Food manufacturing	6	f
325	Chemical manufacturing	4	349
327	Nonmetallic mineral product manufacturing	2	e
Wyoming			
31-33	Manufacturing	2	b

NOTES: This table shows all states with at least one French-owned manufacturing establishment and all three-digit manufacturing industries in which French-owned establishments have at least 100 employees. The following ranges are given in employment cells that are suppressed: a—0 to 19; b—20 to 99; c—100 to 249; e—250 to 499; f—500 to 999; g—1,000 to 2,499; h—2,500 to 4,999; i—5,000 to 9,999; j—10,000 to 24,999; k—25,000 to 49,999; l—50,000 to 99,999; m—100,000 or more.

Table M3.17 Number and Employment of German-Owned Establishments, by State and Industry—Continues

NAICS code	Industry	Number of establishments	Number of employees
Alabama			
31-33	Manufacturing	38	9,554
325	Chemical manufacturing	3	f
326	Plastics and rubber products manufacturing	1	f
327	Nonmetallic mineral product manufacturing	24	f
331	Primary metal manufacturing	1	c
333	Machinery manufacturing	1	e
336	Transportation equipment manufacturing	6	6,947
Arizona			
31-33	Manufacturing	12	g
325	Chemical manufacturing	6	f
331	Primary metal manufacturing	1	e
Arkansas			
31-33	Manufacturing	11	979
321	Wood product manufacturing	3	c
326	Plastics and rubber products manufacturing	2	c
332	Fabricated metal product manufacturing	2	c
333	Machinery manufacturing	1	c
334	Computer and electronic product manufacturing	1	e
335	Electrical equipment and appliance manufacturing	2	c
California			
31-33	Manufacturing	97	10,535
321	Wood product manufacturing	7	e
325	Chemical manufacturing	25	4,098
326	Plastics and rubber products manufacturing	4	c
327	Nonmetallic mineral product manufacturing	24	f
331	Primary metal manufacturing	2	e
332	Fabricated metal product manufacturing	3	e
333	Machinery manufacturing	9	369
334	Computer and electronic product manufacturing	7	1,435
335	Electrical equipment and appliance manufacturing	3	238
336	Transportation equipment manufacturing	4	849
337	Furniture and related product manufacturing	1	c
339	Miscellaneous manufacturing	4	1,338
Colorado			
31-33	Manufacturing	9	762
333	Machinery manufacturing	2	e
336	Transportation equipment manufacturing	1	c
Connecticut			
31-33	Manufacturing	20	2,568
325	Chemical manufacturing	4	596
326	Plastics and rubber products manufacturing	3	293
332	Fabricated metal product manufacturing	4	678
333	Machinery manufacturing	3	c
334	Computer and electronic product manufacturing	2	e
339	Miscellaneous manufacturing	1	e
Delaware			
31-33	Manufacturing	3	g
325	Chemical manufacturing	3	g
Florida			
31-33	Manufacturing	37	1,432
321	Wood product manufacturing	5	c
325	Chemical manufacturing	10	495
332	Fabricated metal product manufacturing	2	e
333	Machinery manufacturing	7	225
334	Computer and electronic product manufacturing	2	c
Georgia			
31-33	Manufacturing	47	5,506
313	Textile mills	1	c
314	Textile product mills	1	c
321	Wood product manufacturing	2	c
325	Chemical manufacturing	13	1,173
326	Plastics and rubber products manufacturing	5	362
327	Nonmetallic mineral product manufacturing	3	f
331	Primary metal manufacturing	2	e
332	Fabricated metal product manufacturing	7	391
333	Machinery manufacturing	3	480
334	Computer and electronic product manufacturing	4	f
336	Transportation equipment manufacturing	1	e
339	Miscellaneous manufacturing	4	f
Idaho			
31-33	Manufacturing	2	b

See the notes at the end of the table.

Table M3.17 Number and Employment of German-Owned Establishments, by State and Industry—Continues

NAICS code	Industry	Number of establishments	Number of employees
Illinois			
31-33	Manufacturing	69	15,334
321	Wood product manufacturing	5	c
323	Printing and related support activities	1	f
324	Petroleum and coal products manufacturing	1	c
325	Chemical manufacturing	14	1,553
326	Plastics and rubber products manufacturing	5	h
332	Fabricated metal product manufacturing	7	913
333	Machinery manufacturing	17	2,039
334	Computer and electronic product manufacturing	4	g
335	Electrical equipment and appliance manufacturing	2	e
336	Transportation equipment manufacturing	8	4,803
339	Miscellaneous manufacturing	3	620
Indiana			
31-33	Manufacturing	47	12,526
321	Wood product manufacturing	4	c
325	Chemical manufacturing	7	880
326	Plastics and rubber products manufacturing	5	f
327	Nonmetallic mineral product manufacturing	4	1,302
331	Primary metal manufacturing	2	f
332	Fabricated metal product manufacturing	6	412
333	Machinery manufacturing	5	250
336	Transportation equipment manufacturing	13	7,787
339	Miscellaneous manufacturing	1	c
Iowa			
31-33	Manufacturing	17	2,839
325	Chemical manufacturing	4	330
327	Nonmetallic mineral product manufacturing	3	c
332	Fabricated metal product manufacturing	1	c
333	Machinery manufacturing	2	g
336	Transportation equipment manufacturing	2	e
337	Furniture and related product manufacturing	1	e
Kansas			
31-33	Manufacturing	13	1,461
325	Chemical manufacturing	4	750
333	Machinery manufacturing	6	f
Kentucky			
31-33	Manufacturing	38	6,952
325	Chemical manufacturing	5	512
326	Plastics and rubber products manufacturing	1	f
327	Nonmetallic mineral product manufacturing	3	388
331	Primary metal manufacturing	2	c
332	Fabricated metal product manufacturing	8	1,503
333	Machinery manufacturing	2	e
335	Electrical equipment and appliance manufacturing	4	f
336	Transportation equipment manufacturing	7	2,049
339	Miscellaneous manufacturing	1	c
Louisiana			
31-33	Manufacturing	12	g
313	Textile mills	1	e
321	Wood product manufacturing	2	c
325	Chemical manufacturing	7	g
333	Machinery manufacturing	1	c
Maine			
31-33	Manufacturing	2	e
326	Plastics and rubber products manufacturing	1	c
336	Transportation equipment manufacturing	1	c
Maryland			
31-33	Manufacturing	11	1,161
311	Food manufacturing	1	c
326	Plastics and rubber products manufacturing	1	c
327	Nonmetallic mineral product manufacturing	1	c
333	Machinery manufacturing	2	e
336	Transportation equipment manufacturing	1	c
Massachusetts			
31-33	Manufacturing	24	2,944
315	Apparel manufacturing	1	c
323	Printing and related support activities	1	c
325	Chemical manufacturing	5	281
326	Plastics and rubber products manufacturing	3	e
331	Primary metal manufacturing	2	c
333	Machinery manufacturing	7	1,094
334	Computer and electronic product manufacturing	3	411
339	Miscellaneous manufacturing	1	e

See the notes at the end of the table.

Table M3.17 Number and Employment of German-Owned Establishments, by State and Industry—Continues

NAICS code	Industry	Number of establishments	Number of employees
Michigan			
31-33	Manufacturing	70	26,839
325	Chemical manufacturing	8	1,388
326	Plastics and rubber products manufacturing	2	c
332	Fabricated metal product manufacturing	8	1,009
333	Machinery manufacturing	22	4,819
336	Transportation equipment manufacturing	23	19,211
Minnesota			
31-33	Manufacturing	48	4,145
323	Printing and related support activities	1	f
327	Nonmetallic mineral product manufacturing	29	e
332	Fabricated metal product manufacturing	2	e
333	Machinery manufacturing	3	e
334	Computer and electronic product manufacturing	4	1,363
335	Electrical equipment and appliance manufacturing	1	c
339	Miscellaneous manufacturing	2	e
Mississippi			
31-33	Manufacturing	9	1,005
321	Wood product manufacturing	3	c
333	Machinery manufacturing	1	c
335	Electrical equipment and appliance manufacturing	1	e
339	Miscellaneous manufacturing	1	c
Missouri			
31-33	Manufacturing	29	8,250
311	Food manufacturing	1	c
321	Wood product manufacturing	8	c
325	Chemical manufacturing	7	1,630
326	Plastics and rubber products manufacturing	2	f
327	Nonmetallic mineral product manufacturing	1	c
332	Fabricated metal product manufacturing	2	e
333	Machinery manufacturing	3	e
336	Transportation equipment manufacturing	3	h
Nebraska			
31-33	Manufacturing	5	432
333	Machinery manufacturing	1	c
334	Computer and electronic product manufacturing	1	e
Nevada			
31-33	Manufacturing	5	417
326	Plastics and rubber products manufacturing	1	c
331	Primary metal manufacturing	1	c
339	Miscellaneous manufacturing	2	c
New Hampshire			
31-33	Manufacturing	15	4,215
326	Plastics and rubber products manufacturing	1	c
327	Nonmetallic mineral product manufacturing	1	e
331	Primary metal manufacturing	1	c
332	Fabricated metal product manufacturing	2	c
333	Machinery manufacturing	1	f
335	Electrical equipment and appliance manufacturing	2	g
339	Miscellaneous manufacturing	5	g
New Jersey			
31-33	Manufacturing	36	5,199
325	Chemical manufacturing	12	2,082
326	Plastics and rubber products manufacturing	2	c
332	Fabricated metal product manufacturing	4	c
333	Machinery manufacturing	5	708
334	Computer and electronic product manufacturing	5	g
335	Electrical equipment and appliance manufacturing	2	e
337	Furniture and related product manufacturing	1	c
339	Miscellaneous manufacturing	1	c
New Mexico			
31-33	Manufacturing	1	c
326	Plastics and rubber products manufacturing	1	c
New York			
31-33	Manufacturing	31	4,618
311	Food manufacturing	2	c
323	Printing and related support activities	1	e
325	Chemical manufacturing	8	753
327	Nonmetallic mineral product manufacturing	3	c
332	Fabricated metal product manufacturing	3	f
333	Machinery manufacturing	2	e
334	Computer and electronic product manufacturing	2	e
335	Electrical equipment and appliance manufacturing	1	e
336	Transportation equipment manufacturing	2	g
339	Miscellaneous manufacturing	2	c

See the notes at the end of the table.

Table M3.17 Number and Employment of German-Owned Establishments, by State and Industry—Continues

NAICS code	Industry	Number of establishments	Number of employees
North Carolina			
31-33	Manufacturing	70	19,823
313	Textile mills	2	f
314	Textile product mills	1	c
321	Wood product manufacturing	3	c
325	Chemical manufacturing	11	1,776
326	Plastics and rubber products manufacturing	4	528
327	Nonmetallic mineral product manufacturing	15	378
332	Fabricated metal product manufacturing	9	913
333	Machinery manufacturing	6	1,136
334	Computer and electronic product manufacturing	2	f
335	Electrical equipment and appliance manufacturing	4	1,586
336	Transportation equipment manufacturing	10	9,785
337	Furniture and related product manufacturing	2	g
North Dakota			
31-33	Manufacturing	3	c
336	Transportation equipment manufacturing	1	c
Ohio			
31-33	Manufacturing	70	18,372
321	Wood product manufacturing	7	333
325	Chemical manufacturing	20	4,085
326	Plastics and rubber products manufacturing	6	464
332	Fabricated metal product manufacturing	8	1,363
333	Machinery manufacturing	6	1,143
334	Computer and electronic product manufacturing	3	147
335	Electrical equipment and appliance manufacturing	4	g
336	Transportation equipment manufacturing	12	9,174
339	Miscellaneous manufacturing	2	c
Oklahoma			
31-33	Manufacturing	10	f
332	Fabricated metal product manufacturing	1	e
334	Computer and electronic product manufacturing	1	c
336	Transportation equipment manufacturing	4	361
Oregon			
31-33	Manufacturing	12	2,640
321	Wood product manufacturing	3	c
332	Fabricated metal product manufacturing	2	e
334	Computer and electronic product manufacturing	3	1,186
336	Transportation equipment manufacturing	1	g
Pennsylvania			
31-33	Manufacturing	57	13,676
321	Wood product manufacturing	3	c
323	Printing and related support activities	3	g
325	Chemical manufacturing	13	1,298
326	Plastics and rubber products manufacturing	2	e
327	Nonmetallic mineral product manufacturing	6	794
331	Primary metal manufacturing	3	1,184
332	Fabricated metal product manufacturing	6	1,135
333	Machinery manufacturing	8	1,580
334	Computer and electronic product manufacturing	5	2,094
335	Electrical equipment and appliance manufacturing	5	g
339	Miscellaneous manufacturing	3	g
Rhode Island			
31-33	Manufacturing	1	c
327	Nonmetallic mineral product manufacturing	1	c
South Carolina			
31-33	Manufacturing	51	15,777
313	Textile mills	2	c
321	Wood product manufacturing	3	c
325	Chemical manufacturing	9	835
332	Fabricated metal product manufacturing	11	2,054
333	Machinery manufacturing	5	740
335	Electrical equipment and appliance manufacturing	1	e
336	Transportation equipment manufacturing	18	11,428
South Dakota			
31-33	Manufacturing	1	a
Tennessee			
31-33	Manufacturing	27	5,865
321	Wood product manufacturing	3	c
325	Chemical manufacturing	8	485
327	Nonmetallic mineral product manufacturing	1	e
331	Primary metal manufacturing	3	e
333	Machinery manufacturing	2	g
334	Computer and electronic product manufacturing	3	e
335	Electrical equipment and appliance manufacturing	1	c
336	Transportation equipment manufacturing	5	h

See the notes at the end of the table.

Table M3.17 Number and Employment of German-Owned Establishments, by State and Industry—Table Ends

NAICS code	Industry	Number of establishments	Number of employees
Texas			
31-33	Manufacturing	111	9,817
321	Wood product manufacturing	27	f
325	Chemical manufacturing	30	3,314
326	Plastics and rubber products manufacturing	2	c
327	Nonmetallic mineral product manufacturing	28	781
332	Fabricated metal product manufacturing	4	146
333	Machinery manufacturing	6	1,410
334	Computer and electronic product manufacturing	7	2,083
335	Electrical equipment and appliance manufacturing	3	f
336	Transportation equipment manufacturing	1	c
Utah			
31-33	Manufacturing	3	g
333	Machinery manufacturing	1	e
334	Computer and electronic product manufacturing	1	g
Vermont			
31-33	Manufacturing	1	a
Virginia			
31-33	Manufacturing	28	7,691
321	Wood product manufacturing	4	c
323	Printing and related support activities	3	g
325	Chemical manufacturing	5	586
327	Nonmetallic mineral product manufacturing	2	c
333	Machinery manufacturing	5	2,235
334	Computer and electronic product manufacturing	2	h
336	Transportation equipment manufacturing	2	e
Washington			
31-33	Manufacturing	16	978
325	Chemical manufacturing	4	c
327	Nonmetallic mineral product manufacturing	9	e
333	Machinery manufacturing	1	e
West Virginia			
31-33	Manufacturing	6	g
325	Chemical manufacturing	5	g
Wisconsin			
31-33	Manufacturing	45	8,813
314	Textile product mills	1	c
325	Chemical manufacturing	5	332
327	Nonmetallic mineral product manufacturing	10	c
331	Primary metal manufacturing	3	h
333	Machinery manufacturing	13	2,665
335	Electrical equipment and appliance manufacturing	1	c
336	Transportation equipment manufacturing	4	g
339	Miscellaneous manufacturing	2	c

NOTES: This table shows all states with at least one German-owned manufacturing establishment and all three-digit manufacturing industries in which German-owned establishments have at least 100 employees. The following ranges are given in employment cells that are suppressed: a—0 to 19; b—20 to 99; c—100 to 249; e—250 to 499; f—500 to 999; g—1,000 to 2,499; h—2,500 to 4,999; i—5,000 to 9,999; j—10,000 to 24,999; k—25,000 to 49,999; l—50,000 to 99,999; m—100,000 or more.

Table M3.18 Number and Employment of Netherlands-Owned Establishments, by State and Industry—Continues

NAICS code	Industry	Number of establishments	Number of employees
Alabama			
31-33	Manufacturing	7	e
324	Petroleum and coal products manufacturing	1	c
325	Chemical manufacturing	3	c
Arizona			
31-33	Manufacturing	4	1,979
333	Machinery manufacturing	1	f
334	Computer and electronic product manufacturing	1	g
337	Furniture and related product manufacturing	2	e
Arkansas			
31-33	Manufacturing	2	e
311	Food manufacturing	1	c
332	Fabricated metal product manufacturing	1	c
California			
31-33	Manufacturing	30	4,720
311	Food manufacturing	3	e
324	Petroleum and coal products manufacturing	2	f
325	Chemical manufacturing	13	543
326	Plastics and rubber products manufacturing	1	e
327	Nonmetallic mineral product manufacturing	1	c
334	Computer and electronic product manufacturing	4	1,405
335	Electrical equipment and appliance manufacturing	1	c
337	Furniture and related product manufacturing	4	f
Colorado			
31-33	Manufacturing	3	g
314	Textile product mills	1	f
331	Primary metal manufacturing	1	c
Connecticut			
31-33	Manufacturing	4	1,114
325	Chemical manufacturing	2	e
333	Machinery manufacturing	1	f
Florida			
31-33	Manufacturing	13	g
311	Food manufacturing	1	e
327	Nonmetallic mineral product manufacturing	1	c
334	Computer and electronic product manufacturing	3	f
337	Furniture and related product manufacturing	4	e
Georgia			
31-33	Manufacturing	19	3,233
311	Food manufacturing	5	g
313	Textile mills	5	f
314	Textile product mills	2	f
325	Chemical manufacturing	4	e
333	Machinery manufacturing	1	c
337	Furniture and related product manufacturing	1	c
Illinois			
31-33	Manufacturing	15	1,898
311	Food manufacturing	4	e
325	Chemical manufacturing	6	e
326	Plastics and rubber products manufacturing	1	c
327	Nonmetallic mineral product manufacturing	1	e
334	Computer and electronic product manufacturing	1	e
Indiana			
31-33	Manufacturing	12	g
311	Food manufacturing	1	c
325	Chemical manufacturing	4	539
331	Primary metal manufacturing	2	c
332	Fabricated metal product manufacturing	4	f
Iowa			
31-33	Manufacturing	3	326
332	Fabricated metal product manufacturing	1	c
333	Machinery manufacturing	1	c
Kansas			
31-33	Manufacturing	6	1,068
311	Food manufacturing	2	e
323	Printing and related support activities	2	c
335	Electrical equipment and appliance manufacturing	1	e

See the notes at the end of the table.

Table M3.18 Number and Employment of Netherlands-Owned Establishments, by State and Industry—Continues

NAICS code	Industry	Number of establishments	Number of employees
Kentucky			
31-33	Manufacturing	3	f
311	Food manufacturing	1	e
327	Nonmetallic mineral product manufacturing	1	c
337	Furniture and related product manufacturing	1	c
Louisiana			
31-33	Manufacturing	6	g
324	Petroleum and coal products manufacturing	2	c
325	Chemical manufacturing	3	g
Maryland			
31-33	Manufacturing	8	2,176
311	Food manufacturing	2	f
325	Chemical manufacturing	3	f
336	Transportation equipment manufacturing	1	c
337	Furniture and related product manufacturing	1	f
Massachusetts			
31-33	Manufacturing	7	2,252
311	Food manufacturing	1	c
325	Chemical manufacturing	2	c
334	Computer and electronic product manufacturing	3	g
335	Electrical equipment and appliance manufacturing	1	c
Michigan			
31-33	Manufacturing	8	f
325	Chemical manufacturing	3	c
336	Transportation equipment manufacturing	4	f
Minnesota			
31-33	Manufacturing	3	232
325	Chemical manufacturing	1	c
Mississippi			
31-33	Manufacturing	3	e
325	Chemical manufacturing	2	c
337	Furniture and related product manufacturing	1	c
Missouri			
31-33	Manufacturing	7	g
311	Food manufacturing	5	g
325	Chemical manufacturing	2	e
Nebraska			
31-33	Manufacturing	2	c
323	Printing and related support activities	1	c
Nevada			
31-33	Manufacturing	2	f
311	Food manufacturing	1	f
327	Nonmetallic mineral product manufacturing	1	c
New Hampshire			
31-33	Manufacturing	4	f
313	Textile mills	1	c
339	Miscellaneous manufacturing	1	f
New Jersey			
31-33	Manufacturing	6	1,028
311	Food manufacturing	1	c
325	Chemical manufacturing	4	f
New Mexico			
31-33	Manufacturing	1	f
334	Computer and electronic product manufacturing	1	f
New York			
31-33	Manufacturing	13	2,781
311	Food manufacturing	2	e
326	Plastics and rubber products manufacturing	2	c
332	Fabricated metal product manufacturing	1	c
333	Machinery manufacturing	3	c
334	Computer and electronic product manufacturing	2	g
335	Electrical equipment and appliance manufacturing	1	e
337	Furniture and related product manufacturing	1	e

See the notes at the end of the table.

Table M3.18 Number and Employment of Netherlands-Owned Establishments, by State and Industry—Continues

NAICS code	Industry	Number of establishments	Number of employees
North Carolina			
31-33	Manufacturing	15	2,970
313	Textile mills	2	e
325	Chemical manufacturing	6	2,015
333	Machinery manufacturing	2	c
335	Electrical equipment and appliance manufacturing	1	c
337	Furniture and related product manufacturing	3	c
Ohio			
31-33	Manufacturing	9	g
325	Chemical manufacturing	7	f
334	Computer and electronic product manufacturing	1	f
Oklahoma			
31-33	Manufacturing	2	c
Oregon			
31-33	Manufacturing	2	c
337	Furniture and related product manufacturing	1	c
Pennsylvania			
31-33	Manufacturing	10	2,593
312	Beverage and tobacco product manufacturing	1	f
334	Computer and electronic product manufacturing	3	g
335	Electrical equipment and appliance manufacturing	1	c
337	Furniture and related product manufacturing	2	e
Rhode Island			
31-33	Manufacturing	1	c
325	Chemical manufacturing	1	c
South Carolina			
31-33	Manufacturing	8	689
314	Textile product mills	1	e
327	Nonmetallic mineral product manufacturing	1	c
Tennessee			
31-33	Manufacturing	6	1,557
311	Food manufacturing	1	e
325	Chemical manufacturing	2	e
326	Plastics and rubber products manufacturing	1	f
335	Electrical equipment and appliance manufacturing	1	c
Texas			
31-33	Manufacturing	30	6,351
311	Food manufacturing	2	e
323	Printing and related support activities	2	c
324	Petroleum and coal products manufacturing	2	g
325	Chemical manufacturing	10	g
327	Nonmetallic mineral product manufacturing	2	e
333	Machinery manufacturing	1	c
334	Computer and electronic product manufacturing	3	g
336	Transportation equipment manufacturing	1	c
337	Furniture and related product manufacturing	2	f
Utah			
31-33	Manufacturing	3	e
311	Food manufacturing	1	c
332	Fabricated metal product manufacturing	1	c
Vermont			
31-33	Manufacturing	2	e
311	Food manufacturing	2	e
Virginia			
31-33	Manufacturing	5	800
311	Food manufacturing	1	e
325	Chemical manufacturing	1	c
336	Transportation equipment manufacturing	1	c

See the notes at the end of the table.

Table M3.18 Number and Employment of Netherlands-Owned Establishments, by State and Industry—Table Ends

NAICS code	Industry	Number of establishments	Number of employees
Washington			
31-33	Manufacturing	7	g
324	Petroleum and coal products manufacturing.....	1	e
334	Computer and electronic product manufacturing.....	1	f
335	Electrical equipment and appliance manufacturing	1	e
West Virginia			
31-33	Manufacturing	2	c
335	Electrical equipment and appliance manufacturing	1	c
Wisconsin			
31-33	Manufacturing	6	f
311	Food manufacturing	2	e
335	Electrical equipment and appliance manufacturing	1	c

NOTES: This table shows all states with at least one Netherlands-owned manufacturing establishment and all three-digit manufacturing industries in which Netherlands-owned establishments have at least 100 employees. The following ranges are given in employment cells that are suppressed: a—0 to 19; b—20 to 99; c—100 to 249; e—250 to 499; f—500 to 999; g—1,000 to 2,499; h—2,500 to 4,999; i—5,000 to 9,999; j—10,000 to 24,999; k—25,000 to 49,999; l—50,000 to 99,999; m—100,000 or more.

Table M3.19 Number and Employment of Swiss-Owned Establishments, by State and Industry—Continues

NAICS code	Industry	Number of establishments	Number of employees
Alabama			
31-33	Manufacturing	8	g
325	Chemical manufacturing	2	f
327	Nonmetallic mineral product manufacturing	3	c
336	Transportation equipment manufacturing	3	161
Arizona			
31-33	Manufacturing	3	e
311	Food manufacturing	1	c
Arkansas			
31-33	Manufacturing	5	1,572
311	Food manufacturing	2	g
325	Chemical manufacturing	1	c
326	Plastics and rubber products manufacturing	2	e
California			
31-33	Manufacturing	42	17,273
311	Food manufacturing	8	2,649
312	Beverage and tobacco product manufacturing	9	g
323	Printing and related support activities	1	c
325	Chemical manufacturing	9	j
334	Computer and electronic product manufacturing	6	706
337	Furniture and related product manufacturing	1	c
Colorado			
31-33	Manufacturing	26	1,794
311	Food manufacturing	1	c
325	Chemical manufacturing	2	f
327	Nonmetallic mineral product manufacturing	17	e
333	Machinery manufacturing	3	218
Connecticut			
31-33	Manufacturing	3	e
334	Computer and electronic product manufacturing	1	c
Delaware			
31-33	Manufacturing	2	e
325	Chemical manufacturing	2	e
District of Columbia			
31-33	Manufacturing	1	b
Florida			
31-33	Manufacturing	12	1,973
311	Food manufacturing	2	c
312	Beverage and tobacco product manufacturing	2	f
325	Chemical manufacturing	2	c
333	Machinery manufacturing	3	f
334	Computer and electronic product manufacturing	1	c
335	Electrical equipment and appliance manufacturing	2	e
Georgia			
31-33	Manufacturing	12	1,885
311	Food manufacturing	1	e
323	Printing and related support activities	1	e
332	Fabricated metal product manufacturing	2	c
339	Miscellaneous manufacturing	2	g
Idaho			
31-33	Manufacturing	1	c
311	Food manufacturing	1	c
Illinois			
31-33	Manufacturing	39	4,207
311	Food manufacturing	6	g
323	Printing and related support activities	2	f
325	Chemical manufacturing	4	223
326	Plastics and rubber products manufacturing	2	e
327	Nonmetallic mineral product manufacturing	16	e
333	Machinery manufacturing	4	338
339	Miscellaneous manufacturing	2	e

See the notes at the end of the table.

Table M3.19 Number and Employment of Swiss-Owned Establishments, by State and Industry—Continues

NAICS code	Industry	Number of establishments	Number of employees
Indiana			
31-33	Manufacturing	27	5,231
311	Food manufacturing	1	e
321	Wood product manufacturing	1	e
325	Chemical manufacturing	1	h
326	Plastics and rubber products manufacturing	4	293
327	Nonmetallic mineral product manufacturing	14	e
332	Fabricated metal product manufacturing	3	c
333	Machinery manufacturing	2	g
336	Transportation equipment manufacturing	1	c
Iowa			
31-33	Manufacturing	6	g
311	Food manufacturing	4	g
325	Chemical manufacturing	1	c
327	Nonmetallic mineral product manufacturing	1	c
Kansas			
31-33	Manufacturing	4	f
323	Printing and related support activities	2	f
Kentucky			
31-33	Manufacturing	10	3,496
311	Food manufacturing	3	2,011
322	Paper manufacturing	2	e
325	Chemical manufacturing	2	c
331	Primary metal manufacturing	2	f
332	Fabricated metal product manufacturing	1	c
Louisiana			
31-33	Manufacturing	2	e
325	Chemical manufacturing	2	e
Maine			
31-33	Manufacturing	4	f
312	Beverage and tobacco product manufacturing	2	f
Maryland			
31-33	Manufacturing	16	1,088
311	Food manufacturing	2	e
324	Petroleum and coal products manufacturing	3	c
325	Chemical manufacturing	3	218
327	Nonmetallic mineral product manufacturing	7	e
Massachusetts			
31-33	Manufacturing	26	1,551
312	Beverage and tobacco product manufacturing	1	c
325	Chemical manufacturing	2	e
326	Plastics and rubber products manufacturing	1	e
333	Machinery manufacturing	2	c
337	Furniture and related product manufacturing	1	e
339	Miscellaneous manufacturing	1	c
Michigan			
31-33	Manufacturing	20	g
311	Food manufacturing	1	f
312	Beverage and tobacco product manufacturing	1	e
327	Nonmetallic mineral product manufacturing	1	c
332	Fabricated metal product manufacturing	6	e
333	Machinery manufacturing	3	e
336	Transportation equipment manufacturing	2	c
Minnesota			
31-33	Manufacturing	26	g
311	Food manufacturing	2	f
327	Nonmetallic mineral product manufacturing	20	e
333	Machinery manufacturing	1	c
Mississippi			
31-33	Manufacturing	1	b
Missouri			
31-33	Manufacturing	16	2,482
311	Food manufacturing	5	f
325	Chemical manufacturing	2	e
327	Nonmetallic mineral product manufacturing	3	e
335	Electrical equipment and appliance manufacturing	2	g

See the notes at the end of the table.

Table M3.19 Number and Employment of Swiss-Owned Establishments, by State and Industry—Continues

NAICS code	Industry	Number of establishments	Number of employees
Montana			
31-33	Manufacturing	2	e
331	Primary metal manufacturing	1	e
Nebraska			
31-33	Manufacturing	4	1,075
311	Food manufacturing	1	e
325	Chemical manufacturing	2	f
327	Nonmetallic mineral product manufacturing	1	c
Nevada			
31-33	Manufacturing	2	b
New Hampshire			
31-33	Manufacturing	5	1,626
311	Food manufacturing	1	f
325	Chemical manufacturing	1	f
332	Fabricated metal product manufacturing	1	e
339	Miscellaneous manufacturing	1	c
New Jersey			
31-33	Manufacturing	21	6,821
311	Food manufacturing	2	f
323	Printing and related support activities	1	e
325	Chemical manufacturing	11	4,929
326	Plastics and rubber products manufacturing	1	c
327	Nonmetallic mineral product manufacturing	2	e
332	Fabricated metal product manufacturing	1	c
333	Machinery manufacturing	2	c
New Mexico			
31-33	Manufacturing	1	b
New York			
31-33	Manufacturing	17	2,656
311	Food manufacturing	2	e
323	Printing and related support activities	1	c
325	Chemical manufacturing	3	g
326	Plastics and rubber products manufacturing	2	c
327	Nonmetallic mineral product manufacturing	2	c
331	Primary metal manufacturing	1	e
335	Electrical equipment and appliance manufacturing	1	c
North Carolina			
31-33	Manufacturing	19	3,013
323	Printing and related support activities	1	c
325	Chemical manufacturing	3	f
326	Plastics and rubber products manufacturing	2	e
332	Fabricated metal product manufacturing	2	f
333	Machinery manufacturing	6	f
335	Electrical equipment and appliance manufacturing	2	e
North Dakota			
31-33	Manufacturing	7	b
Ohio			
31-33	Manufacturing	18	4,013
311	Food manufacturing	4	g
313	Textile mills	1	c
327	Nonmetallic mineral product manufacturing	1	c
332	Fabricated metal product manufacturing	4	399
334	Computer and electronic product manufacturing	1	e
336	Transportation equipment manufacturing	2	e
339	Miscellaneous manufacturing	1	e
Oklahoma			
31-33	Manufacturing	3	f
311	Food manufacturing	1	e
327	Nonmetallic mineral product manufacturing	1	c
333	Machinery manufacturing	1	f
Oregon			
31-33	Manufacturing	2	c
333	Machinery manufacturing	1	c

See the notes at the end of the table.

Table M3.19 Number and Employment of Swiss-Owned Establishments, by State and Industry—Table Ends

NAICS code	Industry	Number of establishments	Number of employees
Pennsylvania			
31-33	Manufacturing	25	5,485
311	Food manufacturing	2	f
312	Beverage and tobacco product manufacturing.....	2	e
314	Textile product mills.....	1	f
321	Wood product manufacturing.....	2	e
323	Printing and related support activities.....	1	e
325	Chemical manufacturing	3	e
326	Plastics and rubber products manufacturing.....	3	e
333	Machinery manufacturing	3	626
334	Computer and electronic product manufacturing.....	3	f
335	Electrical equipment and appliance manufacturing	1	c
339	Miscellaneous manufacturing	1	f
Rhode Island			
31-33	Manufacturing	2	c
325	Chemical manufacturing	2	c
South Carolina			
31-33	Manufacturing	19	3,113
311	Food manufacturing	1	g
313	Textile mills.....	1	c
315	Apparel manufacturing	1	c
325	Chemical manufacturing	5	622
326	Plastics and rubber products manufacturing.....	3	110
327	Nonmetallic mineral product manufacturing.....	1	c
333	Machinery manufacturing	3	c
335	Electrical equipment and appliance manufacturing	1	c
Tennessee			
31-33	Manufacturing	11	2,136
311	Food manufacturing	1	f
312	Beverage and tobacco product manufacturing.....	1	c
323	Printing and related support activities.....	4	f
335	Electrical equipment and appliance manufacturing	1	c
Texas			
31-33	Manufacturing	17	3,179
311	Food manufacturing	1	c
312	Beverage and tobacco product manufacturing.....	3	f
325	Chemical manufacturing	5	f
327	Nonmetallic mineral product manufacturing.....	1	c
333	Machinery manufacturing	2	e
335	Electrical equipment and appliance manufacturing	1	c
339	Miscellaneous manufacturing	2	f
Utah			
31-33	Manufacturing	3	g
311	Food manufacturing	2	g
327	Nonmetallic mineral product manufacturing.....	1	c
Vermont			
31-33	Manufacturing	1	e
322	Paper manufacturing.....	1	e
Virginia			
31-33	Manufacturing	12	2,688
311	Food manufacturing	1	c
325	Chemical manufacturing	2	e
327	Nonmetallic mineral product manufacturing.....	3	f
333	Machinery manufacturing	2	f
335	Electrical equipment and appliance manufacturing	2	f
Washington			
31-33	Manufacturing	2	b
West Virginia			
31-33	Manufacturing	5	1,645
331	Primary metal manufacturing.....	1	f
334	Computer and electronic product manufacturing	1	c
339	Miscellaneous manufacturing	1	f
Wisconsin			
31-33	Manufacturing	15	2,324
311	Food manufacturing	5	g
326	Plastics and rubber products manufacturing.....	1	e
327	Nonmetallic mineral product manufacturing.....	5	c
335	Electrical equipment and appliance manufacturing	1	e

NOTES: This table shows all states with at least one Swiss-owned manufacturing establishment and all three-digit manufacturing industries in which Swiss-owned establishments have at least 100 employees. The following ranges are given in employment cells that are suppressed: a—0 to 19; b—20 to 99; c—100 to 249; e—250 to 499; f—500 to 999; g—1,000 to 2,499; h—2,500 to 4,999; i—5,000 to 9,999; j—10,000 to 24,999; k—25,000 to 49,999; l—50,000 to 99,999; m—100,000 or more.

Table M3.20 Number and Employment of British-Owned Establishments, by State and Industry—Continues

NAICS code	Industry	Number of establishments	Number of employees
Alabama			
31-33	Manufacturing	22	4,067
325	Chemical manufacturing	3	785
326	Plastics and rubber products manufacturing	2	c
327	Nonmetallic mineral product manufacturing	7	c
332	Fabricated metal product manufacturing	6	1,304
336	Transportation equipment manufacturing	2	g
Arizona			
31-33	Manufacturing	27	1,761
314	Textile product mills	1	e
327	Nonmetallic mineral product manufacturing	15	e
333	Machinery manufacturing	2	c
334	Computer and electronic product manufacturing	1	c
336	Transportation equipment manufacturing	4	f
Arkansas			
31-33	Manufacturing	13	1,793
314	Textile product mills	1	e
326	Plastics and rubber products manufacturing	2	f
332	Fabricated metal product manufacturing	3	279
California			
31-33	Manufacturing	152	20,228
311	Food manufacturing	2	c
312	Beverage and tobacco product manufacturing	12	1,418
316	Leather and allied product manufacturing	2	e
324	Petroleum and coal products manufacturing	6	g
325	Chemical manufacturing	7	f
326	Plastics and rubber products manufacturing	3	399
327	Nonmetallic mineral product manufacturing	34	1,324
331	Primary metal manufacturing	3	c
332	Fabricated metal product manufacturing	28	3,059
333	Machinery manufacturing	9	f
334	Computer and electronic product manufacturing	24	3,768
336	Transportation equipment manufacturing	17	6,103
339	Miscellaneous manufacturing	3	f
Colorado			
31-33	Manufacturing	11	1,199
312	Beverage and tobacco product manufacturing	1	c
332	Fabricated metal product manufacturing	2	e
333	Machinery manufacturing	3	e
Connecticut			
31-33	Manufacturing	25	2,968
322	Paper manufacturing	1	c
325	Chemical manufacturing	3	e
326	Plastics and rubber products manufacturing	1	e
332	Fabricated metal product manufacturing	5	c
333	Machinery manufacturing	3	184
334	Computer and electronic product manufacturing	3	715
335	Electrical equipment and appliance manufacturing	2	c
336	Transportation equipment manufacturing	3	294
339	Miscellaneous manufacturing	2	e
Delaware			
31-33	Manufacturing	6	f
325	Chemical manufacturing	4	f
326	Plastics and rubber products manufacturing	2	c
Florida			
31-33	Manufacturing	42	3,463
323	Printing and related support activities	1	e
325	Chemical manufacturing	3	f
327	Nonmetallic mineral product manufacturing	11	f
332	Fabricated metal product manufacturing	2	e
334	Computer and electronic product manufacturing	5	555
336	Transportation equipment manufacturing	3	257
339	Miscellaneous manufacturing	1	e
Georgia			
31-33	Manufacturing	35	4,697
312	Beverage and tobacco product manufacturing	2	f
313	Textile mills	2	f
325	Chemical manufacturing	4	c
326	Plastics and rubber products manufacturing	4	1,090
327	Nonmetallic mineral product manufacturing	7	f
331	Primary metal manufacturing	3	107
332	Fabricated metal product manufacturing	2	c
333	Machinery manufacturing	6	800
336	Transportation equipment manufacturing	2	e
339	Miscellaneous manufacturing	2	c

See the notes at the end of the table.

Table M3.20 Number and Employment of British-Owned Establishments, by State and Industry—Continues

NAICS code	Industry	Number of establishments	Number of employees
Hawaii			
31-33	Manufacturing	1	c
336	Transportation equipment manufacturing.....	1	c
Idaho			
31-33	Manufacturing	6	337
332	Fabricated metal product manufacturing.....	1	c
Illinois			
31-33	Manufacturing	62	8,951
311	Food manufacturing	7	1,768
312	Beverage and tobacco product manufacturing.....	2	f
321	Wood product manufacturing	2	c
323	Printing and related support activities.....	2	c
325	Chemical manufacturing	6	207
326	Plastics and rubber products manufacturing.....	8	1,251
327	Nonmetallic mineral product manufacturing.....	5	499
331	Primary metal manufacturing.....	8	906
332	Fabricated metal product manufacturing.....	11	1,412
333	Machinery manufacturing	5	920
335	Electrical equipment and appliance manufacturing	2	c
339	Miscellaneous manufacturing	3	f
Indiana			
31-33	Manufacturing	47	24,586
311	Food manufacturing	3	f
321	Wood product manufacturing	1	c
324	Petroleum and coal products manufacturing.....	2	g
326	Plastics and rubber products manufacturing.....	7	689
331	Primary metal manufacturing.....	4	j
332	Fabricated metal product manufacturing.....	11	1,636
333	Machinery manufacturing	4	777
334	Computer and electronic product manufacturing	2	f
336	Transportation equipment manufacturing.....	8	6,016
339	Miscellaneous manufacturing	3	952
Iowa			
31-33	Manufacturing	7	2,813
311	Food manufacturing	1	e
312	Beverage and tobacco product manufacturing.....	2	g
326	Plastics and rubber products manufacturing.....	1	c
333	Machinery manufacturing	2	f
334	Computer and electronic product manufacturing	1	e
Kansas			
31-33	Manufacturing	11	1,551
326	Plastics and rubber products manufacturing.....	1	f
332	Fabricated metal product manufacturing.....	4	562
336	Transportation equipment manufacturing.....	2	e
Kentucky			
31-33	Manufacturing	21	2,866
312	Beverage and tobacco product manufacturing.....	2	c
315	Apparel manufacturing.....	3	c
326	Plastics and rubber products manufacturing.....	3	e
331	Primary metal manufacturing.....	3	942
332	Fabricated metal product manufacturing.....	4	459
333	Machinery manufacturing	1	e
334	Computer and electronic product manufacturing	1	e
Louisiana			
31-33	Manufacturing	13	1,187
324	Petroleum and coal products manufacturing.....	1	c
325	Chemical manufacturing	2	c
332	Fabricated metal product manufacturing.....	1	c
333	Machinery manufacturing	2	f
Maine			
31-33	Manufacturing	4	408
311	Food manufacturing	2	c
322	Paper manufacturing.....	1	c
Maryland			
31-33	Manufacturing	18	5,010
312	Beverage and tobacco product manufacturing.....	1	e
325	Chemical manufacturing	3	f
326	Plastics and rubber products manufacturing.....	1	c
331	Primary metal manufacturing.....	1	g
334	Computer and electronic product manufacturing	7	1,159
335	Electrical equipment and appliance manufacturing	1	c

See the notes at the end of the table.

Table M3.20 Number and Employment of British-Owned Establishments, by State and Industry—Continues

NAICS code	Industry	Number of establishments	Number of employees
Massachusetts			
31-33	Manufacturing	39	7,751
311	Food manufacturing	1	c
325	Chemical manufacturing	6	879
326	Plastics and rubber products manufacturing	2	e
327	Nonmetallic mineral product manufacturing	1	c
331	Primary metal manufacturing	1	e
332	Fabricated metal product manufacturing	9	771
333	Machinery manufacturing	1	c
334	Computer and electronic product manufacturing	11	1,988
336	Transportation equipment manufacturing	1	c
339	Miscellaneous manufacturing	5	2,718
Michigan			
31-33	Manufacturing	30	3,866
312	Beverage and tobacco product manufacturing	2	f
326	Plastics and rubber products manufacturing	2	e
332	Fabricated metal product manufacturing	7	371
333	Machinery manufacturing	10	1,445
334	Computer and electronic product manufacturing	2	e
336	Transportation equipment manufacturing	3	417
Minnesota			
31-33	Manufacturing	24	4,392
311	Food manufacturing	3	c
323	Printing and related support activities	1	c
327	Nonmetallic mineral product manufacturing	2	e
332	Fabricated metal product manufacturing	6	2,485
333	Machinery manufacturing	1	c
339	Miscellaneous manufacturing	6	g
Mississippi			
31-33	Manufacturing	14	951
326	Plastics and rubber products manufacturing	3	c
327	Nonmetallic mineral product manufacturing	5	c
332	Fabricated metal product manufacturing	4	472
Missouri			
31-33	Manufacturing	27	5,118
311	Food manufacturing	2	e
325	Chemical manufacturing	4	435
326	Plastics and rubber products manufacturing	5	f
332	Fabricated metal product manufacturing	3	g
333	Machinery manufacturing	5	684
334	Computer and electronic product manufacturing	2	e
336	Transportation equipment manufacturing	3	339
339	Miscellaneous manufacturing	2	c
Montana			
31-33	Manufacturing	1	b
Nebraska			
31-33	Manufacturing	2	c
334	Computer and electronic product manufacturing	1	c
Nevada			
31-33	Manufacturing	6	579
321	Wood product manufacturing	1	c
326	Plastics and rubber products manufacturing	1	c
332	Fabricated metal product manufacturing	2	c
335	Electrical equipment and appliance manufacturing	1	c
New Hampshire			
31-33	Manufacturing	13	7,431
326	Plastics and rubber products manufacturing	2	e
334	Computer and electronic product manufacturing	6	i
339	Miscellaneous manufacturing	1	f
New Jersey			
31-33	Manufacturing	28	3,695
311	Food manufacturing	2	e
315	Apparel manufacturing	1	c
322	Paper manufacturing	2	c
325	Chemical manufacturing	8	927
332	Fabricated metal product manufacturing	3	172
333	Machinery manufacturing	2	c
334	Computer and electronic product manufacturing	3	g
339	Miscellaneous manufacturing	2	c
New Mexico			
31-33	Manufacturing	4	555
321	Wood product manufacturing	1	c
325	Chemical manufacturing	1	c
333	Machinery manufacturing	1	c

See the notes at the end of the table.

Table M3.20 Number and Employment of British-Owned Establishments, by State and Industry—Continues

NAICS code	Industry	Number of establishments	Number of employees
New York			
31-33	Manufacturing	67	6,035
311	Food manufacturing	3	f
324	Petroleum and coal products manufacturing	18	c
327	Nonmetallic mineral product manufacturing	17	e
331	Primary metal manufacturing	2	e
332	Fabricated metal product manufacturing	8	908
333	Machinery manufacturing	4	269
334	Computer and electronic product manufacturing	8	h
336	Transportation equipment manufacturing	3	e
339	Miscellaneous manufacturing	2	c
North Carolina			
31-33	Manufacturing	49	9,901
312	Beverage and tobacco product manufacturing	5	h
313	Textile mills	3	f
321	Wood product manufacturing	5	e
322	Paper manufacturing	1	c
325	Chemical manufacturing	4	g
326	Plastics and rubber products manufacturing	5	783
327	Nonmetallic mineral product manufacturing	3	c
332	Fabricated metal product manufacturing	7	1,057
333	Machinery manufacturing	4	216
334	Computer and electronic product manufacturing	4	e
336	Transportation equipment manufacturing	5	g
339	Miscellaneous manufacturing	2	e
Ohio			
31-33	Manufacturing	76	13,806
312	Beverage and tobacco product manufacturing	1	f
323	Printing and related support activities	2	e
324	Petroleum and coal products manufacturing	1	f
325	Chemical manufacturing	6	671
326	Plastics and rubber products manufacturing	6	f
327	Nonmetallic mineral product manufacturing	13	c
331	Primary metal manufacturing	8	h
332	Fabricated metal product manufacturing	14	1,393
333	Machinery manufacturing	7	2,011
334	Computer and electronic product manufacturing	4	603
335	Electrical equipment and appliance manufacturing	2	c
336	Transportation equipment manufacturing	5	g
339	Miscellaneous manufacturing	4	1,613
Oklahoma			
31-33	Manufacturing	14	1,553
332	Fabricated metal product manufacturing	9	1,058
333	Machinery manufacturing	1	c
336	Transportation equipment manufacturing	1	c
339	Miscellaneous manufacturing	1	c
Oregon			
31-33	Manufacturing	6	993
311	Food manufacturing	2	e
326	Plastics and rubber products manufacturing	1	e
339	Miscellaneous manufacturing	1	e
Pennsylvania			
31-33	Manufacturing	78	18,218
311	Food manufacturing	1	e
323	Printing and related support activities	3	f
324	Petroleum and coal products manufacturing	11	e
325	Chemical manufacturing	7	4,253
326	Plastics and rubber products manufacturing	5	632
331	Primary metal manufacturing	10	2,727
332	Fabricated metal product manufacturing	13	1,880
333	Machinery manufacturing	8	1,520
334	Computer and electronic product manufacturing	8	1,531
335	Electrical equipment and appliance manufacturing	3	f
336	Transportation equipment manufacturing	5	3,154
339	Miscellaneous manufacturing	2	c
Rhode Island			
31-33	Manufacturing	3	181
339	Miscellaneous manufacturing	1	c
South Carolina			
31-33	Manufacturing	31	4,775
311	Food manufacturing	1	e
313	Textile mills	2	c
325	Chemical manufacturing	4	800
326	Plastics and rubber products manufacturing	6	810
327	Nonmetallic mineral product manufacturing	4	e
331	Primary metal manufacturing	2	e
332	Fabricated metal product manufacturing	4	396
333	Machinery manufacturing	4	716
335	Electrical equipment and appliance manufacturing	2	e
336	Transportation equipment manufacturing	1	e

See the notes at the end of the table.

Table M3.20 Number and Employment of British-Owned Establishments, by State and Industry—Table Ends

NAICS code	Industry	Number of establishments	Number of employees
South Dakota			
31–33	Manufacturing	4	e
325	Chemical manufacturing	1	c
332	Fabricated metal product manufacturing	2	c
Tennessee			
31–33	Manufacturing	39	7,675
311	Food manufacturing	3	e
312	Beverage and tobacco product manufacturing	4	e
313	Textile mills	1	e
314	Textile product mills	1	e
325	Chemical manufacturing	5	774
331	Primary metal manufacturing	1	c
332	Fabricated metal product manufacturing	7	558
333	Machinery manufacturing	5	1,045
334	Computer and electronic product manufacturing	4	222
339	Miscellaneous manufacturing	6	h
Texas			
31–33	Manufacturing	88	13,647
312	Beverage and tobacco product manufacturing	4	g
321	Wood product manufacturing	2	c
324	Petroleum and coal products manufacturing	1	g
325	Chemical manufacturing	11	1,365
326	Plastics and rubber products manufacturing	4	469
327	Nonmetallic mineral product manufacturing	23	1,312
331	Primary metal manufacturing	1	c
332	Fabricated metal product manufacturing	13	1,657
333	Machinery manufacturing	10	964
334	Computer and electronic product manufacturing	6	1,620
336	Transportation equipment manufacturing	9	g
Utah			
31–33	Manufacturing	11	g
321	Wood product manufacturing	3	c
326	Plastics and rubber products manufacturing	1	c
327	Nonmetallic mineral product manufacturing	1	c
331	Primary metal manufacturing	3	f
333	Machinery manufacturing	1	c
Vermont			
31–33	Manufacturing	1	b
Virginia			
31–33	Manufacturing	28	4,159
322	Paper manufacturing	1	e
323	Printing and related support activities	2	c
326	Plastics and rubber products manufacturing	1	e
327	Nonmetallic mineral product manufacturing	8	c
332	Fabricated metal product manufacturing	3	469
334	Computer and electronic product manufacturing	4	f
336	Transportation equipment manufacturing	2	g
Washington			
31–33	Manufacturing	19	2,879
324	Petroleum and coal products manufacturing	1	f
326	Plastics and rubber products manufacturing	5	550
332	Fabricated metal product manufacturing	4	f
333	Machinery manufacturing	1	c
334	Computer and electronic product manufacturing	2	c
336	Transportation equipment manufacturing	2	e
West Virginia			
31–33	Manufacturing	4	1,700
331	Primary metal manufacturing	1	g
332	Fabricated metal product manufacturing	2	e
Wisconsin			
31–33	Manufacturing	26	3,158
311	Food manufacturing	2	c
312	Beverage and tobacco product manufacturing	4	f
326	Plastics and rubber products manufacturing	1	e
332	Fabricated metal product manufacturing	3	f
333	Machinery manufacturing	5	720
334	Computer and electronic product manufacturing	2	c
339	Miscellaneous manufacturing	3	e
Wyoming			
31–33	Manufacturing	1	b

NOTES: This table shows all states with at least one British-owned manufacturing establishment and all three-digit manufacturing industries in which British-owned establishments have at least 100 employees. The following ranges are given in employment cells that are suppressed: a—0 to 19; b—20 to 99; c—100 to 249; d—250 to 499; e—500 to 999; f—1,000 to 2,499; g—2,500 to 4,999; h—5,000 to 9,999; i—10,000 to 24,999; j—25,000 to 49,999; k—50,000 to 99,999; l—100,000 or more.

Table M3.21 Number and Employment of Japanese-Owned Establishments, by State and Industry—Continues

NAICS code	Industry	Number of establishments	Number of employees
Alabama			
31-33	Manufacturing	34	12,619
311	Food manufacturing	1	e
313	Textile mills	1	c
325	Chemical manufacturing	2	e
326	Plastics and rubber products manufacturing	2	c
331	Primary metal manufacturing	2	e
332	Fabricated metal product manufacturing	2	e
333	Machinery manufacturing	3	c
334	Computer and electronic product manufacturing	4	944
335	Electrical equipment and appliance manufacturing	4	1,473
336	Transportation equipment manufacturing	11	8,336
Alaska			
31-33	Manufacturing	11	g
311	Food manufacturing	8	2,219
Arizona			
31-33	Manufacturing	17	f
327	Nonmetallic mineral product manufacturing	5	c
333	Machinery manufacturing	3	c
334	Computer and electronic product manufacturing	4	492
Arkansas			
31-33	Manufacturing	12	h
326	Plastics and rubber products manufacturing	3	f
331	Primary metal manufacturing	3	g
333	Machinery manufacturing	1	g
334	Computer and electronic product manufacturing	1	e
336	Transportation equipment manufacturing	2	c
California			
31-33	Manufacturing	216	28,776
311	Food manufacturing	30	2,546
312	Beverage and tobacco product manufacturing	10	350
313	Textile mills	2	f
315	Apparel manufacturing	1	c
322	Paper manufacturing	2	c
325	Chemical manufacturing	19	1,882
326	Plastics and rubber products manufacturing	9	713
327	Nonmetallic mineral product manufacturing	56	3,491
331	Primary metal manufacturing	9	936
332	Fabricated metal product manufacturing	5	666
333	Machinery manufacturing	13	2,425
334	Computer and electronic product manufacturing	22	5,820
335	Electrical equipment and appliance manufacturing	7	1,091
336	Transportation equipment manufacturing	19	5,937
337	Furniture and related product manufacturing	2	c
339	Miscellaneous manufacturing	9	1,661
Colorado			
31-33	Manufacturing	12	262
Connecticut			
31-33	Manufacturing	13	g
325	Chemical manufacturing	4	203
327	Nonmetallic mineral product manufacturing	1	c
336	Transportation equipment manufacturing	1	f
339	Miscellaneous manufacturing	3	c
Delaware			
31-33	Manufacturing	2	c
325	Chemical manufacturing	2	c
Florida			
31-33	Manufacturing	24	g
311	Food manufacturing	2	e
325	Chemical manufacturing	6	241
326	Plastics and rubber products manufacturing	5	179
335	Electrical equipment and appliance manufacturing	1	c
336	Transportation equipment manufacturing	2	e
339	Miscellaneous manufacturing	2	c
Georgia			
31-33	Manufacturing	65	15,445
311	Food manufacturing	3	790
323	Printing and related support activities	1	c
325	Chemical manufacturing	5	400
326	Plastics and rubber products manufacturing	7	762
332	Fabricated metal product manufacturing	10	1,814
333	Machinery manufacturing	11	2,627
334	Computer and electronic product manufacturing	5	1,747
335	Electrical equipment and appliance manufacturing	4	g
336	Transportation equipment manufacturing	14	4,963
339	Miscellaneous manufacturing	4	1,033

See the notes at the end of the table.

Table M3.21 Number and Employment of Japanese-Owned Establishments, by State and Industry—Continues

NAICS code	Industry	Number of establishments	Number of employees
Hawaii			
31-33	Manufacturing	12	273
311	Food manufacturing	9	222
Idaho			
31-33	Manufacturing	2	c
333	Machinery manufacturing	1	c
Illinois			
31-33	Manufacturing	76	14,873
311	Food manufacturing	2	c
313	Textile mills	1	c
325	Chemical manufacturing	15	1,235
326	Plastics and rubber products manufacturing	5	1,077
327	Nonmetallic mineral product manufacturing	1	c
331	Primary metal manufacturing	4	445
332	Fabricated metal product manufacturing	10	1,098
333	Machinery manufacturing	11	2,294
334	Computer and electronic product manufacturing	4	321
335	Electrical equipment and appliance manufacturing	2	c
336	Transportation equipment manufacturing	16	7,129
339	Miscellaneous manufacturing	4	f
Indiana			
31-33	Manufacturing	94	34,146
311	Food manufacturing	3	g
324	Petroleum and coal products manufacturing	2	c
325	Chemical manufacturing	5	225
326	Plastics and rubber products manufacturing	10	2,321
327	Nonmetallic mineral product manufacturing	1	e
331	Primary metal manufacturing	8	2,254
332	Fabricated metal product manufacturing	18	3,352
333	Machinery manufacturing	11	1,602
334	Computer and electronic product manufacturing	3	1,544
335	Electrical equipment and appliance manufacturing	3	592
336	Transportation equipment manufacturing	30	19,854
Iowa			
31-33	Manufacturing	12	h
311	Food manufacturing	2	e
325	Chemical manufacturing	2	c
326	Plastics and rubber products manufacturing	1	g
332	Fabricated metal product manufacturing	2	f
333	Machinery manufacturing	4	446
Kansas			
31-33	Manufacturing	5	e
327	Nonmetallic mineral product manufacturing	1	c
Kentucky			
31-33	Manufacturing	85	k
325	Chemical manufacturing	5	319
326	Plastics and rubber products manufacturing	7	1,366
327	Nonmetallic mineral product manufacturing	3	g
331	Primary metal manufacturing	4	e
332	Fabricated metal product manufacturing	13	2,737
333	Machinery manufacturing	8	1,895
336	Transportation equipment manufacturing	44	22,515
339	Miscellaneous manufacturing	1	c
Louisiana			
31-33	Manufacturing	7	734
311	Food manufacturing	1	c
325	Chemical manufacturing	4	e
327	Nonmetallic mineral product manufacturing	1	c
Maine			
31-33	Manufacturing	3	e
334	Computer and electronic product manufacturing	1	c
336	Transportation equipment manufacturing	1	c
Maryland			
31-33	Manufacturing	12	1,075
325	Chemical manufacturing	6	353
327	Nonmetallic mineral product manufacturing	1	c
339	Miscellaneous manufacturing	1	e

See the notes at the end of the table.

Table M3.21 Number and Employment of Japanese-Owned Establishments, by State and Industry—Continues

NAICS code	Industry	Number of establishments	Number of employees
Massachusetts			
31-33	Manufacturing	28	4,062
311	Food manufacturing	1	c
322	Paper manufacturing	1	c
325	Chemical manufacturing	6	643
326	Plastics and rubber products manufacturing	3	331
331	Primary metal manufacturing	1	e
332	Fabricated metal product manufacturing	1	c
333	Machinery manufacturing	4	f
334	Computer and electronic product manufacturing	7	1,296
335	Electrical equipment and appliance manufacturing	1	c
339	Miscellaneous manufacturing	2	c
Michigan			
31-33	Manufacturing	93	16,646
325	Chemical manufacturing	7	790
326	Plastics and rubber products manufacturing	10	1,174
327	Nonmetallic mineral product manufacturing	4	f
332	Fabricated metal product manufacturing	18	1,514
333	Machinery manufacturing	13	2,191
334	Computer and electronic product manufacturing	4	581
335	Electrical equipment and appliance manufacturing	3	1,089
336	Transportation equipment manufacturing	28	8,382
337	Furniture and related product manufacturing	1	c
339	Miscellaneous manufacturing	1	c
Minnesota			
31-33	Manufacturing	11	728
311	Food manufacturing	1	c
325	Chemical manufacturing	5	144
331	Primary metal manufacturing	1	c
333	Machinery manufacturing	1	c
Mississippi			
31-33	Manufacturing	11	h
336	Transportation equipment manufacturing	6	h
Missouri			
31-33	Manufacturing	20	4,618
311	Food manufacturing	2	c
322	Paper manufacturing	1	c
325	Chemical manufacturing	4	232
326	Plastics and rubber products manufacturing	2	g
331	Primary metal manufacturing	3	f
333	Machinery manufacturing	1	c
336	Transportation equipment manufacturing	5	1,729
Nebraska			
31-33	Manufacturing	15	3,127
311	Food manufacturing	4	e
332	Fabricated metal product manufacturing	1	e
334	Computer and electronic product manufacturing	1	c
336	Transportation equipment manufacturing	4	g
Nevada			
31-33	Manufacturing	12	1,254
326	Plastics and rubber products manufacturing	2	c
327	Nonmetallic mineral product manufacturing	2	f
333	Machinery manufacturing	1	c
339	Miscellaneous manufacturing	1	c
New Hampshire			
31-33	Manufacturing	10	1,964
312	Beverage and tobacco product manufacturing	1	c
332	Fabricated metal product manufacturing	2	f
333	Machinery manufacturing	3	927
334	Computer and electronic product manufacturing	3	148
335	Electrical equipment and appliance manufacturing	1	c
New Jersey			
31-33	Manufacturing	27	3,120
311	Food manufacturing	2	c
315	Apparel manufacturing	1	e
323	Printing and related support activities	1	c
325	Chemical manufacturing	12	1,359
326	Plastics and rubber products manufacturing	2	c
327	Nonmetallic mineral product manufacturing	2	c
334	Computer and electronic product manufacturing	4	619
New Mexico			
31-33	Manufacturing	3	e
334	Computer and electronic product manufacturing	1	c
335	Electrical equipment and appliance manufacturing	1	c

See the notes at the end of the table.

Table M3.21 Number and Employment of Japanese-Owned Establishments, by State and Industry—Continues

NAICS code	Industry	Number of establishments	Number of employees
New York			
31-33	Manufacturing	33	4,552
311	Food manufacturing	4	198
325	Chemical manufacturing	11	1,357
326	Plastics and rubber products manufacturing	1	g
333	Machinery manufacturing	5	855
334	Computer and electronic product manufacturing	4	487
336	Transportation equipment manufacturing	2	c
North Carolina			
31-33	Manufacturing	55	11,232
312	Beverage and tobacco product manufacturing	2	f
313	Textile mills	2	c
314	Textile product mills	2	e
325	Chemical manufacturing	12	1,234
326	Plastics and rubber products manufacturing	5	2,224
327	Nonmetallic mineral product manufacturing	3	e
331	Primary metal manufacturing	3	f
332	Fabricated metal product manufacturing	1	c
333	Machinery manufacturing	3	g
334	Computer and electronic product manufacturing	4	435
335	Electrical equipment and appliance manufacturing	3	f
336	Transportation equipment manufacturing	11	2,388
339	Miscellaneous manufacturing	2	e
North Dakota			
31-33	Manufacturing	1	c
333	Machinery manufacturing	1	c
Ohio			
31-33	Manufacturing	132	41,756
311	Food manufacturing	2	c
325	Chemical manufacturing	18	1,698
326	Plastics and rubber products manufacturing	10	3,853
327	Nonmetallic mineral product manufacturing	5	f
331	Primary metal manufacturing	5	g
332	Fabricated metal product manufacturing	13	1,834
333	Machinery manufacturing	17	2,406
334	Computer and electronic product manufacturing	5	1,573
335	Electrical equipment and appliance manufacturing	4	894
336	Transportation equipment manufacturing	49	26,891
339	Miscellaneous manufacturing	3	e
Oklahoma			
31-33	Manufacturing	7	725
325	Chemical manufacturing	4	e
334	Computer and electronic product manufacturing	2	e
Oregon			
31-33	Manufacturing	27	1,963
311	Food manufacturing	6	505
325	Chemical manufacturing	7	620
327	Nonmetallic mineral product manufacturing	6	e
333	Machinery manufacturing	1	c
334	Computer and electronic product manufacturing	2	c
Pennsylvania			
31-33	Manufacturing	34	6,459
311	Food manufacturing	3	1,121
325	Chemical manufacturing	4	c
326	Plastics and rubber products manufacturing	3	441
327	Nonmetallic mineral product manufacturing	4	114
331	Primary metal manufacturing	5	800
332	Fabricated metal product manufacturing	7	2,117
333	Machinery manufacturing	2	c
334	Computer and electronic product manufacturing	1	f
335	Electrical equipment and appliance manufacturing	3	e
336	Transportation equipment manufacturing	1	c
339	Miscellaneous manufacturing	1	c
Rhode Island			
31-33	Manufacturing	4	f
325	Chemical manufacturing	1	c
326	Plastics and rubber products manufacturing	1	f
333	Machinery manufacturing	2	c

See the notes at the end of the table.

Table M3.21 Number and Employment of Japanese-Owned Establishments, by State and Industry—Continues

NAICS code	Industry	Number of establishments	Number of employees
South Carolina			
31-33	Manufacturing	31	10,597
313	Textile mills	1	e
314	Textile product mills	2	e
325	Chemical manufacturing	5	2,414
326	Plastics and rubber products manufacturing	4	g
331	Primary metal manufacturing	2	c
332	Fabricated metal product manufacturing	3	1,133
333	Machinery manufacturing	3	e
334	Computer and electronic product manufacturing	2	g
335	Electrical equipment and appliance manufacturing	3	803
336	Transportation equipment manufacturing	6	2,301
South Dakota			
31-33	Manufacturing	1	c
325	Chemical manufacturing	1	c
Tennessee			
31-33	Manufacturing	61	26,473
314	Textile product mills	1	e
325	Chemical manufacturing	9	428
326	Plastics and rubber products manufacturing	6	3,496
327	Nonmetallic mineral product manufacturing	3	g
331	Primary metal manufacturing	4	381
332	Fabricated metal product manufacturing	3	209
333	Machinery manufacturing	5	787
334	Computer and electronic product manufacturing	4	2,420
335	Electrical equipment and appliance manufacturing	1	c
336	Transportation equipment manufacturing	22	16,814
Texas			
31-33	Manufacturing	70	12,448
311	Food manufacturing	3	e
325	Chemical manufacturing	20	1,555
326	Plastics and rubber products manufacturing	5	541
331	Primary metal manufacturing	2	e
332	Fabricated metal product manufacturing	7	807
333	Machinery manufacturing	5	1,539
334	Computer and electronic product manufacturing	6	1,656
335	Electrical equipment and appliance manufacturing	3	1,256
336	Transportation equipment manufacturing	15	3,886
339	Miscellaneous manufacturing	1	e
Utah			
31-33	Manufacturing	9	907
311	Food manufacturing	1	e
331	Primary metal manufacturing	1	e
334	Computer and electronic product manufacturing	1	c
Vermont			
31-33	Manufacturing	1	f
333	Machinery manufacturing	1	f
Virginia			
31-33	Manufacturing	22	5,122
311	Food manufacturing	3	e
322	Paper manufacturing	1	c
325	Chemical manufacturing	2	f
326	Plastics and rubber products manufacturing	6	1,805
327	Nonmetallic mineral product manufacturing	1	c
331	Primary metal manufacturing	1	c
333	Machinery manufacturing	1	c
334	Computer and electronic product manufacturing	1	c
335	Electrical equipment and appliance manufacturing	3	f
336	Transportation equipment manufacturing	3	638

See the notes at the end of the table.

Table M3.21 Number and Employment of Japanese-Owned Establishments, by State and Industry—Table Ends

NAICS code	Industry	Number of establishments	Number of employees
Washington			
31-33	Manufacturing	44	4,617
311	Food manufacturing	5	483
321	Wood product manufacturing	2	c
322	Paper manufacturing	1	c
325	Chemical manufacturing	3	149
326	Plastics and rubber products manufacturing	4	c
327	Nonmetallic mineral product manufacturing	14	f
333	Machinery manufacturing	3	195
334	Computer and electronic product manufacturing	4	g
336	Transportation equipment manufacturing	3	f
337	Furniture and related product manufacturing	1	f
339	Miscellaneous manufacturing	2	c
West Virginia			
31-33	Manufacturing	7	2,107
327	Nonmetallic mineral product manufacturing	1	c
332	Fabricated metal product manufacturing	1	c
336	Transportation equipment manufacturing	4	g
Wisconsin			
31-33	Manufacturing	18	1,478
311	Food manufacturing	3	e
322	Paper manufacturing	1	c
325	Chemical manufacturing	4	c
326	Plastics and rubber products manufacturing	3	275
333	Machinery manufacturing	5	440

NOTES: This table shows all states with at least one Japanese-owned manufacturing establishment and all three-digit manufacturing industries in which Japanese-owned establishments have at least 100 employees. The following ranges are given in employment cells that are suppressed: a—0 to 19; b—20 to 99; c—100 to 249; e—250 to 499; f—500 to 999; g—1,000 to 2,499; h—2,500 to 4,999; i—5,000 to 9,999; j—10,000 to 24,999; k—25,000 to 49,999; l—50,000 to 99,999; m—100,000 or more.

Table Footnotes

Part A. All Industries

Group 1. Overview by Industry, Country, and State

Table A1.1

1. An asterisk (*) indicates a range of more than 0 percent and less than 0.05 percent.

2. Excludes air transportation by large certificated passenger carriers (part of NAICS 4811) and railroad transportation (NAICS 482).

3. Excludes funds, trusts, and other financial vehicles (NAICS 525).

Table A1.2

1. This size class includes establishments that had at least one paid employee sometime during the year. See the description of employees in the “Definitions” section.

2. Excludes air transportation by large certificated passenger carriers (part of NAICS 4811) and railroad transportation (NAICS 482).

3. Excludes funds, trusts, and other financial vehicles (NAICS 525).

Tables A.1.8–A.1.11

1. Excludes air transportation by large certificated passenger carriers (part of NAICS 4811) and railroad transportation (NAICS 482).

2. Excludes funds, trusts, and other financial vehicles (NAICS 525).

3. Consists of following sectors: Management of companies and enterprises (NAICS 55); Administrative and waste services (NAICS 56); Educational services (NAICS 61); Health care and social assistance (NAICS 62); Arts, entertainment, and recreation (NAICS 71); Other services, except public administration (NAICS 81); and Auxiliaries, except managing offices (NAICS 95).

Tables A.1.12–A.1.15

1. Excludes air transportation by large certificated passenger carriers (part of NAICS 4811) and railroad transportation (NAICS 482).

2. Excludes funds, trusts, and other financial vehicles (NAICS 525).

Table A.1.17

1. This size class includes establishments that had at least one paid employee sometime during the year. See the description of employees in the “Definitions” section.

Tables A.1.18, A.1.20, A.1.22, A.1.24

1. Excludes air transportation by large certificated passenger carriers (part of NAICS 4811) and railroad transportation (NAICS 482).

2. Excludes funds, trusts, and other financial vehicles (NAICS 525).

3. Consists of the following sectors: Management of companies and enterprises (NAICS 55); Administrative and waste services (NAICS 56); Educational services (NAICS 61); Health care and social assistance (NAICS 62); Arts, entertainment, and recreation (NAICS 71); Other services, except public administration (NAICS 81); and Auxiliaries, except managing offices (NAICS 95).

Group 2. Individual States: Detailed Industry Tables**Table A.2.1**

1. An asterisk (*) indicates a range of more than 0 percent and less than 0.05 percent.

2. Excludes air transportation by large certificated passenger carriers (part of NAICS 4811) and railroad transportation (NAICS 482).

3. Excludes funds, trusts, and other financial vehicles (NAICS 525).

4. Data for industries not shown are included in the totals for the broader industry groups of which they are a part. The industries that are included in an industry group or a country group may be ascertained by looking at the list of nonmanufacturing industries in table A1.1.

Group 3. Selected Countries: Industry and State-by-Industry Tables**Tables A3.1–A3.7**

1. Excludes air transportation by large certificated passenger carriers (part of NAICS 4811) and railroad transportation (NAICS 482).

2. Excludes funds, trusts, and other financial vehicles (NAICS 525).

Tables A3.15–A3.21

1. Excludes air transportation by large certificated passenger carriers (part of NAICS 4811) and railroad transportation (NAICS 482).

2. Excludes funds, trusts, and other financial vehicles (NAICS 525).

Part M. Manufacturing

Group 1. Overview by Industry, Country, and State

Table M1.1

1. An asterisk (*) indicates range of more than 0 percent and less than 0.05 percent.

Table M1.2

1. This size class includes establishments that had at least one paid employee sometime during the year. See description of employees in the “Definitions” section.

Table M1.3

1. Production worker wages divided by production worker hours of foreign-owned establishments.

2. Production worker wages divided by production worker hours of all U.S. establishments.

Table M1.5

1. Includes the cost of materials and goods consumed or put into production, the cost of supplies, and the cost of purchased fuels and electricity.

Table M1.7

1. Includes the cost of materials and goods consumed or put into production, the cost of supplies, and the cost of purchased fuels and electricity.

Table M1.16

1. For all U.S. establishments, the totals shown for this line do not equal the sums across states (see the appendix).

Table M1.17

1. Includes the cost of materials and goods consumed or put into production, the cost of supplies, and the cost of purchased fuels and electricity.

Group 2. Individual States: Detailed Industry

Table M2.1

1. An asterisk (*) indicates a range of more than 0 percent and less than 0.05 percent.

2. Data for industries not shown are included in the totals for the broader industry groups of which they are a part. The industries that are included in an industry group or a country group may be ascertained by looking at the list of manufacturing industries in table M1.1.

Group 3. Selected Countries: Detailed Industry Tables

Tables M3.1–M3.7

1. Includes the cost of materials and goods consumed or put into production, the cost of supplies, and the cost of purchased fuels and electric energy.

Appendix

The Relation of Detail to Totals in the Data Tabulation

The sum of the industries in a sector, subsector, or industry group may not equal the total for the sector, subsector, or industry group. The industry classifications of some establishments in the Business Register are not available because the Census Bureau receives reports for new establishments, but it does not receive the information needed to classify them at the detailed industry level. Data for these establishments may be included in the totals for the sector, subsector, or industry group.

In addition, for tables that show data by detailed industry for each state and for tables that show selected county by industry and selected county by state and industry data, data cells with a small number of employees were not presented in order to save space. The threshold number of employees for these tables is given below:

Number of employees

Tables A2.1 and M2.1 ¹	250
Tables A3.1–A3.7	1,000
Tables A3.15–A3.21 and M3.15–M3.21 ²	100
Tables M3.1–M3.7 ³	2,500

1. The threshold does not apply to two-digit NAICS sectors; all sector totals are shown in these tables.

2. The threshold does not apply to "Total Manufacturing", which is always shown.

3. The threshold applies only to six-digit industries; all other industry subtotals are shown.

Statistics for an industry are included in the total for the sector, subsector, or industry group to which that industry belongs.

For data on all U.S. establishments, the total shown for the United States may not equal the sum of the totals for the individual states because the total for the United States and the totals for the states are based on different sources of data.